
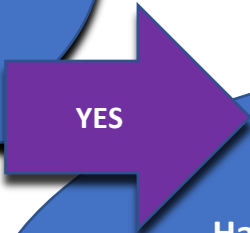



**ANNUAL ONA ASSESSMENT DECISION CHART** 7/24/2019

Is the individual due for an annual ONA assessment?



Has there been a significant change in need?  
Or  
Will the individual be age 3, 4, 5, 8, 12, 15, or 18?  
or  
Is this an adult 5 year cycle assessment?



Assessment must be completed by a Certified ONA Assessor (not the case manager.)

Services Coordinator or Personal Agent will complete all parts of the assessment: File review, face to face meeting with individual, assessment interview and submission of ONA.