

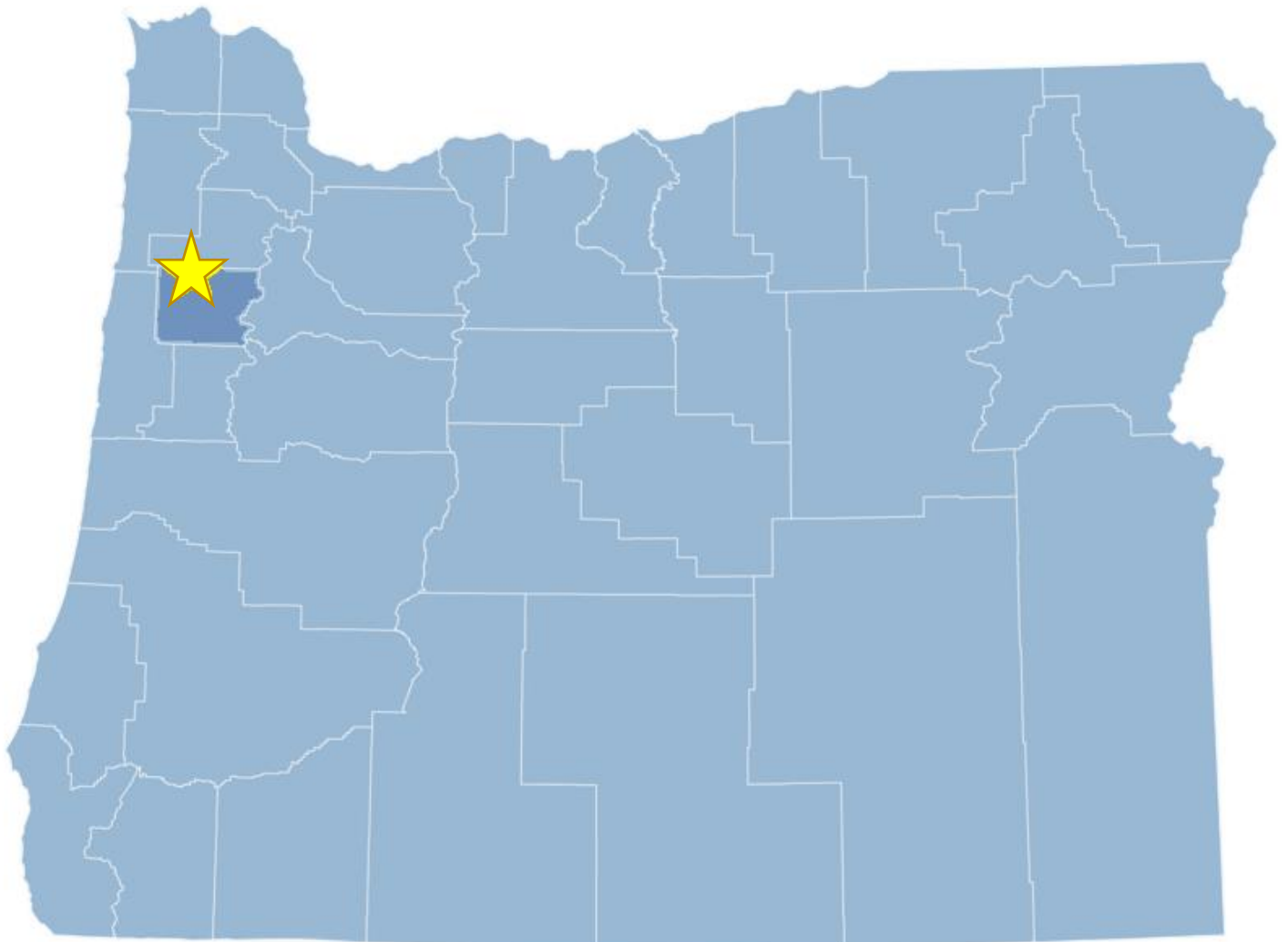
Service Delivery Data Report

Polk County Child Welfare

Presented by:

Nikki Hehn, CQI Analyst

Jennifer Ricks, CQI Program Manager



Child Welfare Service Delivery Data Report

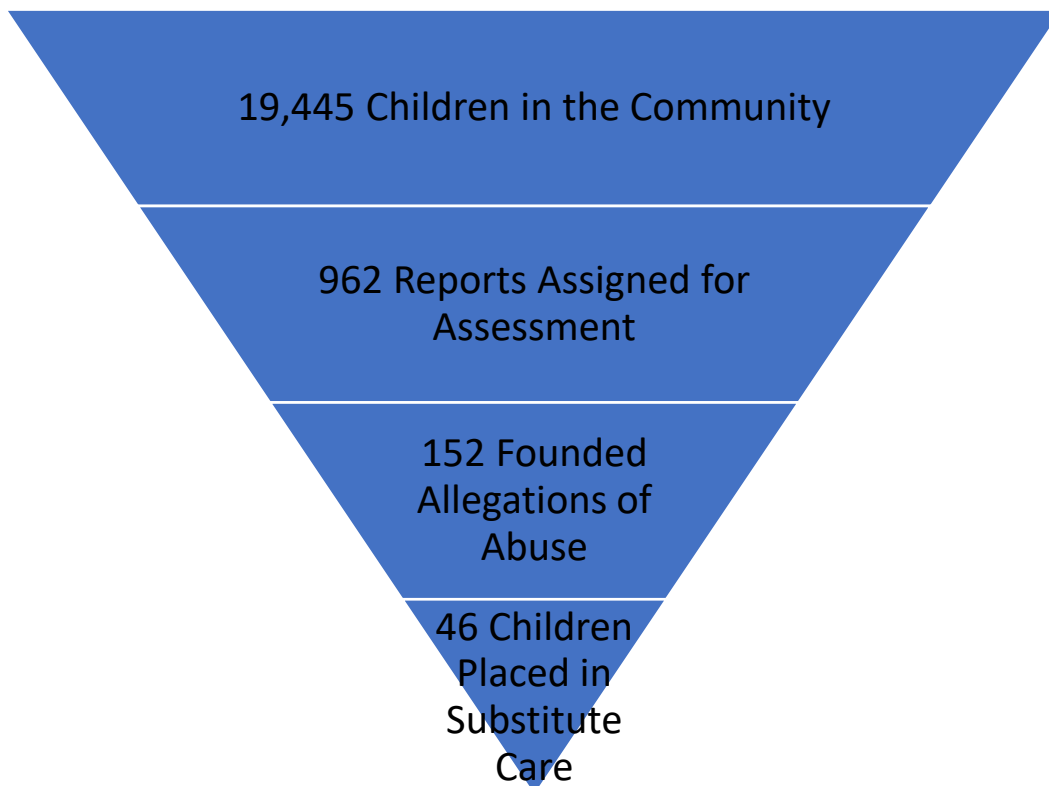
The purpose of the Service Delivery Data Report is to understand how the Oregon Department of Human Services (ODHS) Child Welfare Division and the child caring community are serving children and families. This report is tailored for Polk County so you can understand how your county is serving children and families locally. This report includes information about services to keep families together. It also includes important information about how well children are served when they are separated from their families and how quickly they are reunified.

Our Continuous Quality Improvement (CQI) work centers equity, not only in our service delivery data report but also in our use of data. The CQI process and system are rooted in the [Child Welfare Vision for Transformation](#). We are committed to the following Data Equity Vision Statement in our improvement approach.

In collaboration with our community, ODHS Child Welfare is committed to cultural respect, community representation, accountability, integrity, privacy, responsibility and transparency in the collection and utilization of data in child welfare. ODHS Child Welfare will advance and embed equity through the use of racial equity and social justice tools. ODHS Child Welfare is accountable to children and families and the communities that serve them to ensure consistent, accurate, inclusive, and transparent data reporting and analysis. We invite our communities to join in this commitment.

Site Information: Polk County

District, County:	District 3, Polk County
Branch:	Polk County branch
Local Tribes in Oregon:	Confederated Tribes of Grand Ronde; Confederated Tribes of Siletz Indians
Leadership:	Cydney Nestor, District Manager; Amber McClelland, Program Manager
Management Team:	2 Protective Services Supervisors, 1 Permanency Supervisor (and 1 Limited Duration), 1 Certification Supervisor
Local Office Staff <i>positions allocated as of April 2023, vacancies may exist</i>	13 Protective Services Caseworkers, 11 Permanency Caseworkers, 5 Certifiers, 4 Family Time Coordinators, 4 Case Aides, 1 CTS, 1 Meeting Facilitator, 0.5 ART worker, 8 Business Staff



Who is in our Community? Who do we serve? Who is serving them?

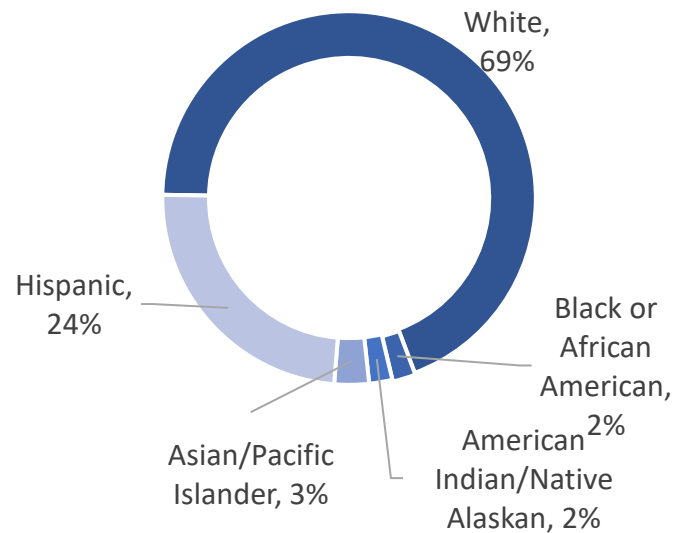
The children in the community of Polk County, broken down by race and ethnicity demographic is displayed in the graph to the right. In Polk County, 69% of the population is White.

Black or African American (2%) and American Indian or Native Alaskan (2%) make up a much smaller portion of the population, but they are brought to the attention of the agency and placed in substitute care at a rate that is higher than their representation in the population of the community. This means they are disproportionately overrepresented in Polk County child welfare services.

For example, while Black children make up 2% of the total community child population, they made up 6% of the children who entered substitute care in Polk County from April 2022 – April 2023.

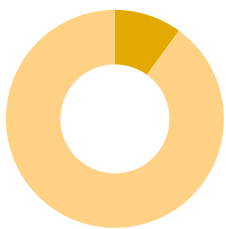
Source: ROM RD.06

Community Population by Child Racial Group



Source: Easy Access to Juvenile Populations

Understanding the overrepresentation or underrepresentation of children of color, or disproportionality, is important because it is based on a number of other factors that make children and families more likely to be reported to Child Welfare Services. “Things like economic hardship, fragmented human service systems, mandatory reporting laws, and historically racist policies combined with the lack of sufficient economic and concrete supports leads to overloaded families, unmet service and support needs, high rates of perceived neglect – all placing families at risk for Child Welfare involvement.” -Chapin Hall, 2021



Poverty Rate:

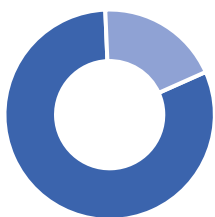
12%

Poverty in the US is measured in terms of the federal poverty line. The poverty line is a threshold level. In other words, a level of income which you are either above (out of poverty) or below (in poverty). The poverty line varies for how many people are in a household. For example, the federal standard for a family of four is \$27,750/year.



of Hrs Worked/Week to Afford a 2Bdrm Apt at Minimum Wage
65.9 hrs/wk

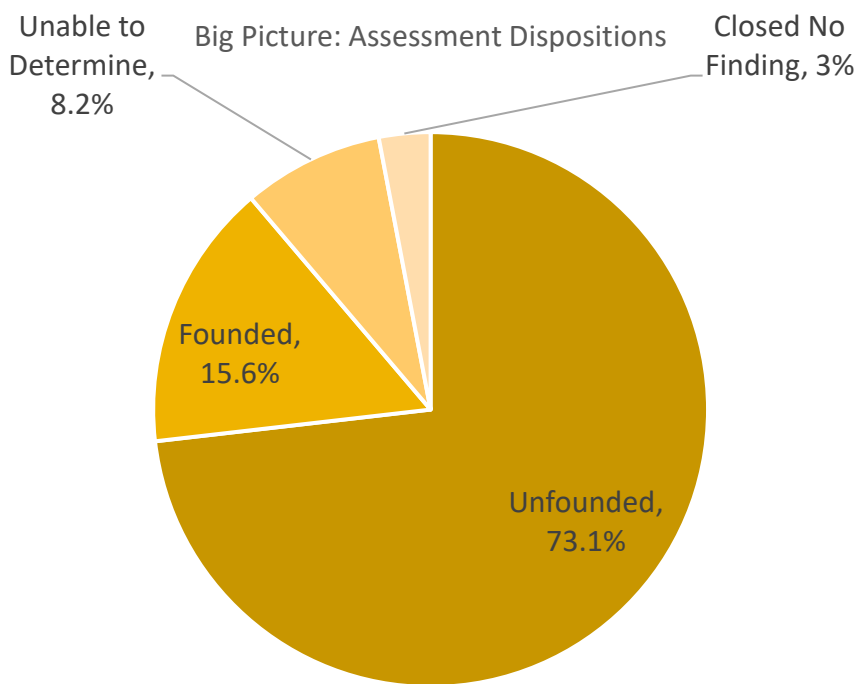
This means that a person in Polk County would need to work over 1.5 full-time jobs at minimum wage to afford a 2-bedroom apartment or have two adults working full-time at minimum wage. This does not factor in the cost of childcare, utilities, food, and other necessities.



% of families accessing SNAP benefits
18%

The Supplemental Nutrition Assistance Program (SNAP), is designed to support families, by supplementing their food budget so they can purchase healthy food and move towards self-sufficiency. It is a concrete support that research has shown can help stabilize families and reduces concerns of neglect. In Polk, 18% of the residents are receiving SNAP benefits. As an entire state, Oregon’s rate of people accessing SNAP benefits is 16%

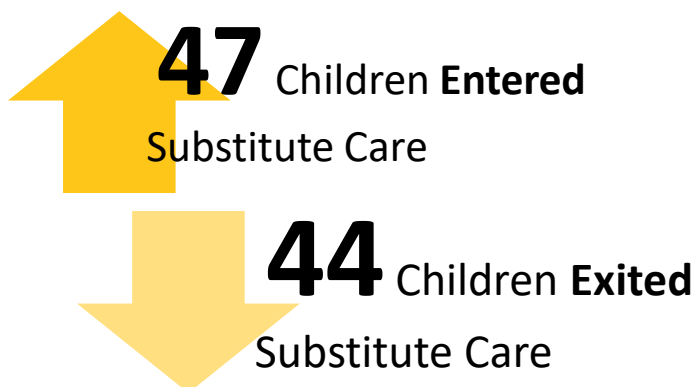
Service Point: Disposition of Assessments



Source: ROM CPS.01

From April 2022 – April 2023 Polk County was assigned 972 Child Protective Services Assessments. Each assessment is closed with a disposition or finding regarding if abuse occurred or not. Of the allegations that were assigned for CPS investigation during the period under review, 73.1% (711) of them are unfounded, meaning no abuse occurred; 15.6% (152) of assessments result in a founded disposition, meaning that there was evidence of abuse; 8.2% (80) of assessments were coded as Unable to Determine, meaning there are some indications of abuse having occurred but not enough to reach a founded disposition. The final 3% (29) were closed with no assessment.

Service Point: Removals and Discharges



Source: ROM CM.18

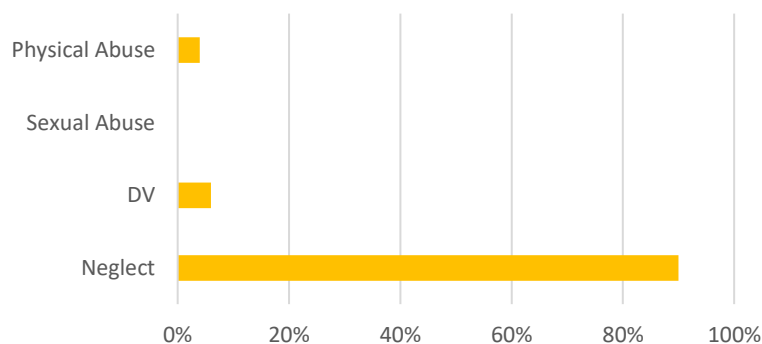
Polk County responded to over 962 assessments between From April 2022 to April 2023 and worked with families to understand concerns for child safety. Caseworkers worked to support families with services and safety plans, placing children in substitute care only when there was no other option to ensure safety. From April 2022 to April 2023, Polk County placed 47 children in substitute care.

Service Point: Number of Removals

Caseworkers respond to concerns for abuse as outlined by the Oregon Revised Statute, which defines what is considered abuse. The graph to the right shows the types of abuse occurring in families in which children had to be removed and placed in substitute care.

While the majority of this report focused on service delivery, this data helps illustrate the concerns in the community.

Reasons Children Were Placed in Substitute Care, by Abuse Type



Source: ROM OR.06 (April 2022-April 2023)

Service Delivery Data Report Reader & Metric Context

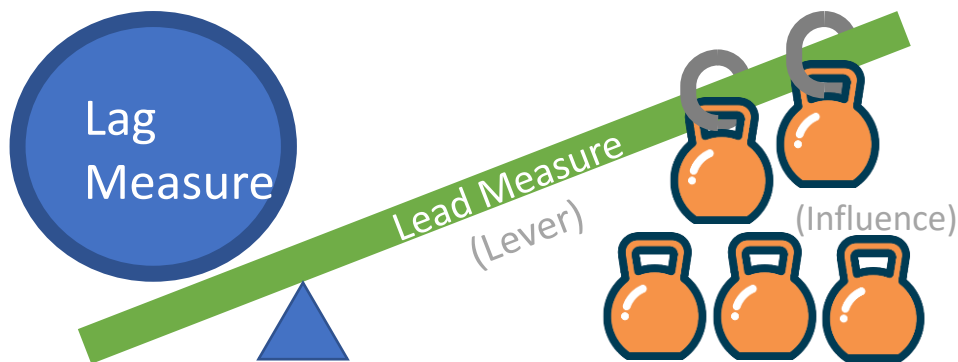
Data and metrics outlined in this report are gathered from multiple sources that look at quality of case practice (Child and Family Service Review, Child Protective Services Fidelity Reviews, Permanency Fidelity Reviews, and Certification Reviews) as well as quantitative data counts based on information entered into ODHS' Management Information Systems (reported by ORKIDS, ROM (Results Oriented Management), ORRAI (Office of Reporting, Research, Analytics, and Implementation), and Oregon Circuit Courts Juvenile Dependency Statistics. All reports represent a time period of April 2022 to April 2023, unless otherwise noted. Qualitative metric data visuals each include a specific *n* to indicated the number of cases reviews included in the evaluation of case practice. The metrics are broken into three categories, listed and defined below. Metric categories can be identified in the color of the header for the measurement, as well as by category name.

Federal (Lag) Measures

Lag measures are data points that have already happened. They are long-term measures that are tracked over a long period of time. There are seven measures that are tracked and reported by Oregon Child Welfare to the federal government; they are available to view via a public dashboard, <https://www.oregon.gov/dhs/Data/Pages/CW-FPMs.aspx>. All states and Child Welfare jurisdictions work to meet the federal standards. Lag measures are impacted by lead measures. In this report, lag graphs contain colored boxes that indicate if the goal is to stay below a standard (green) or above the standard

Practice (Lead) Measures

Lead measures are metrics that impact lag measures over time and can be tracked in the short term. Based on research, we know that lead measure directly impacts lag measures; in order to make changes to the lag measures, lead measures, or practice measures, can be used as a lever – by focusing on supporting and enhancing practice, the adjustment to the lead measure moves the lag measure over time. Lead measures can be tracked with a shorter lens and plan to impact them can be adjusted as needed.

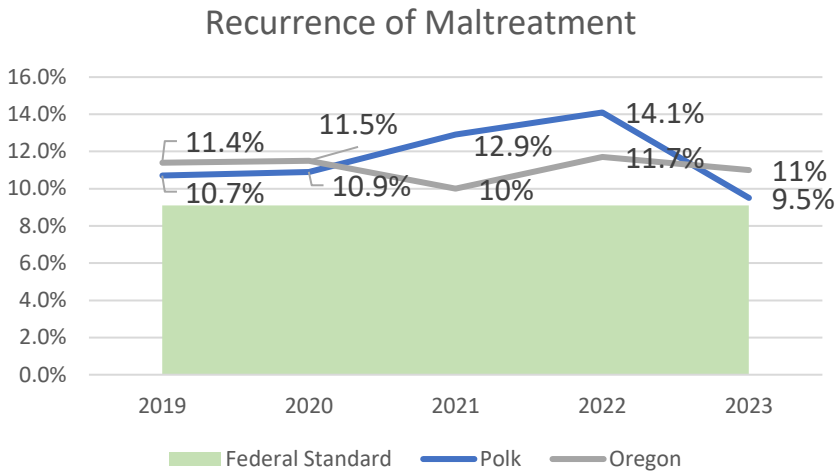


This report outlines many lead measures and identifies the lag measure(s) they impact. There is a row with the seven lag measures listed for each lag below the heading of the metric, highlighting which of the lags are impacted. As a lead measure may impact more than one lag measure, some lead measures have more than one lag measure highlighted to note the various impacts.

Service Delivery Points

Service delivery points are included in this report to provide supplemental information and metrics related to how families and children are experiencing Child Welfare. These metrics do not impact the lag measures, but instead, help tell the story of service delivery during the period under review.

Lag Measure: Recurrence of Maltreatment



Recurrence of Maltreatment measures the rate at which children who were victims of a founded investigations were then named as victims of a subsequent founded abuse report within a 12-month timeframe.

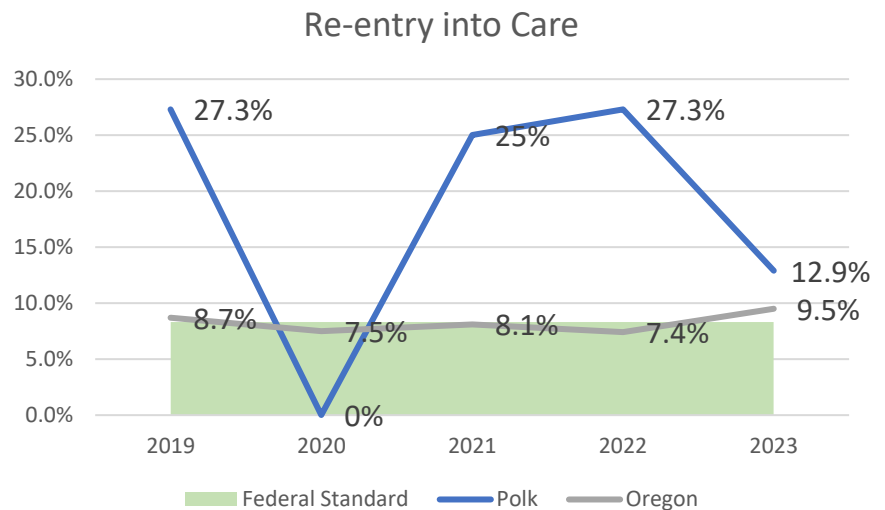
The expectation is to not exceed the Federal Standard of 9.1%, represented by the green box in the graph to the left.

Source: ROM SA.02

Lag Measure: Reentry into Substitute Care

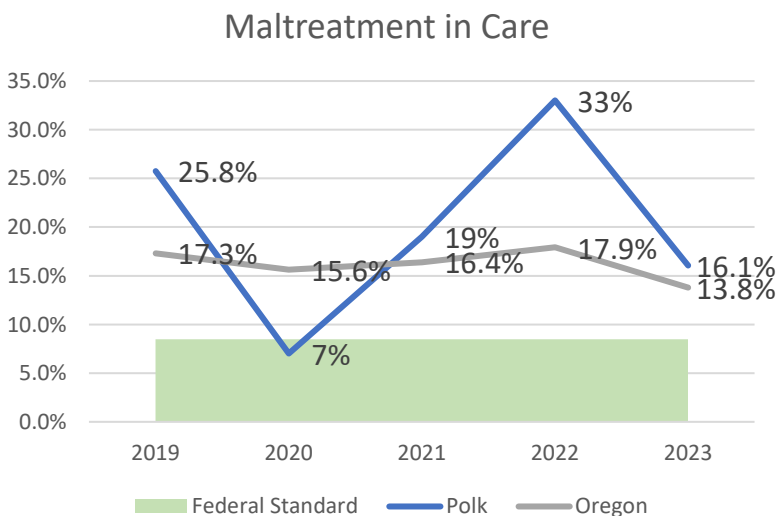
Re-entry to Substitute Care measures the percentage at which children who have already been placed in substitute care and were returned home within a 12mo timeframe are placed in substitute care again within a subsequent 12mo timeframe of that initial return.

The expectation is to not exceed the Federal Standard of 8.3%, represented by the green box in the graph to the right.



Source: ROM PA.04

Lag Measure: Maltreatment in Substitute Care



Maltreatment in Substitute Care measures the rate at which there are founded investigations of abuse once a child is in a substitute care placement. This includes safety concerns that occur in ODHS Resource Homes, other Child Caring Agencies or Residential Treatment facilities, as well as reports of historical familial abuse that are disclosed once a child is in care.

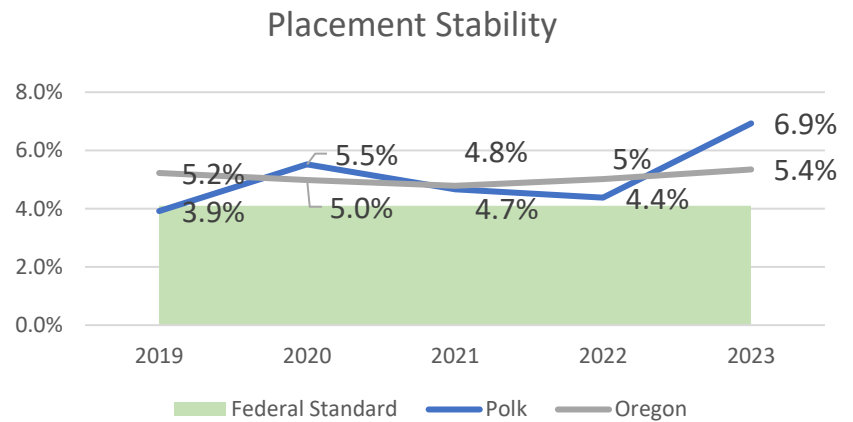
The expectation is to not exceed the Federal Standard of 8.5%, represented by the green box to the left.

Source: ROM SA.01

Lag Measure: Placement Stability

Placement Stability measures the rate children who are in substitute care in a 12mo timeframe experience placement changes or moves.

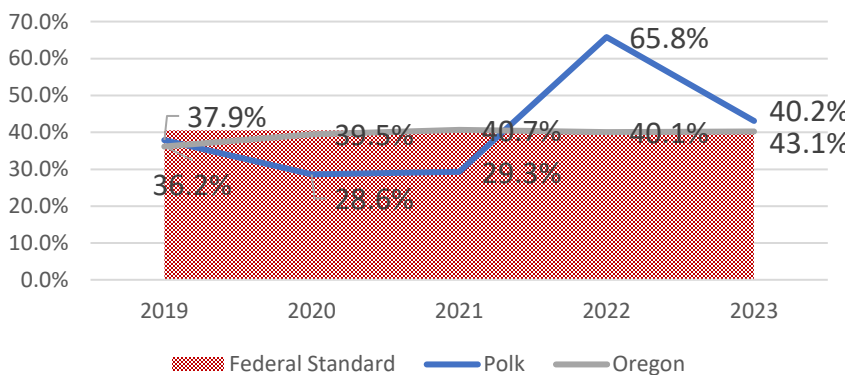
The expectation is to not exceed the Federal Standard of 4.1%, represented by the green box in the graph to the right.



Source: ROM PA.05

Lag Measure: Permanency in 12 Months

Permanency in 12 months



This measurement captures the percentage of children who leave substitute care to a lasting family setting in a 12-month period. This is most often reunification; a safe return home within 12 months of their entry to substitute care.

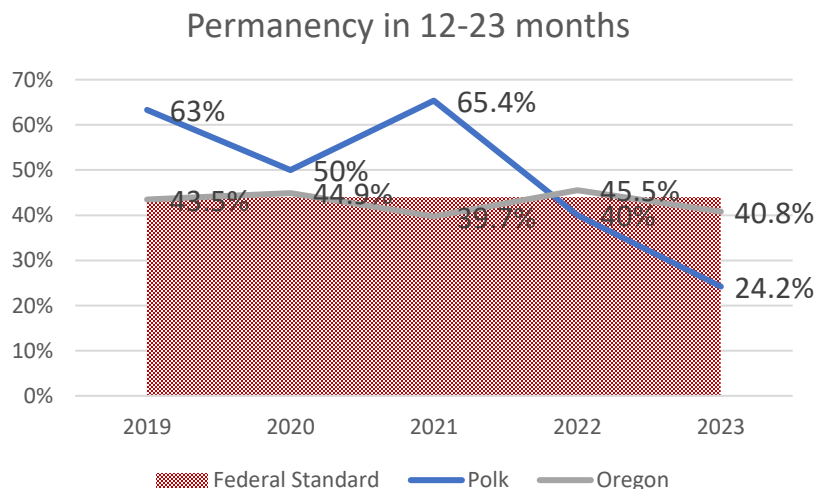
The expectation is to remain above the Federal Standard of 40.5%, represented by the red box in the graph to the left.

Source: ROM PA.01

Lag Measure: Permanency in 12-23 Months

This measurement captures the percent of children who leave substitute care to permanency in a 12-23 month timeframe. Achieving permanency in this timeframe is often centered on decision points about case plans. This is usually the time when the need to change the case plan is identified, understanding the limits of parents' behavioral changes and whether they can meet their children's needs. It is within this timeframe that the plan may be changed, and the concurrent plan could be finalized.

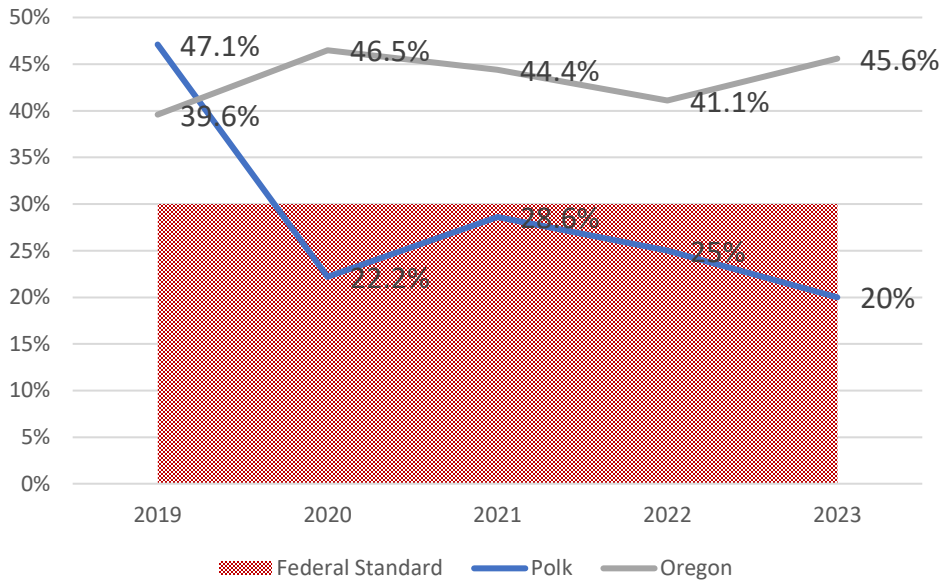
The expectation is to remain above the Federal Standard of 43.6%, represented by the red box in the graph to the right.



Source: ROM PA.02

Lag Measure: Permanency in 24+ Months

Permanency in 24+ months



This measurement captures the percent of children who leave substitute care to permanency in a 24-month timeframe or longer. This is most often a timeframe of a case in which the plan is no longer reunification, but instead has shifted to the concurrent plan, often known as guardianship, adoption, or another permanent planned living arrangement

The expectation is to remain above the Federal Standard of 30.3%, represented by the red box in the graph to the left.

Source: ROM PA.03

Lag Measure Performance Table

Federal Measurement	OR	Site Current Performance	Federal Standard	By how much?
Recurrence of Maltreatment	11%	9.5%	9.1%	Over the federal standard by 0.4%
Re-Entry into Substitute Care	9.5%	12.9%	8.3%	Over the federal standard by 4.6%
Maltreatment in Care	13.8%	16.1%	8.5%	Over the federal standard by 7.6%
Placement Stability	5.4%	6.9%	4.1%	Over the federal standard by 2.9%
Permanency in 12 Months	40.2%	43.1%	40.5%	Over the federal standard by 2.6%
Permanency in 12-23 Months	40.8%	24.2%	43.6%	Under the federal standard by 19.4%
Permanency in 24+ Months	45.6%	20%	30.3%	Under the federal standard by 10.3%

Lead Measure: Timeliness of Investigations

Recurrence of Maltreatment

Reentry to sub-care

Maltreatment in sub-care

Placement Stability

Perm in 12 months

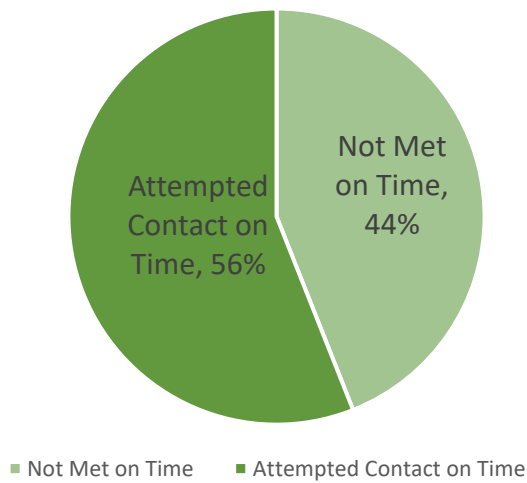
Perm in 12-23 months

Perm in 24+ months

CPS workers are responding within assigned timelines to concerns of child safety, connecting with families quickly to set up supports and understand the factors that led to the call of concern.

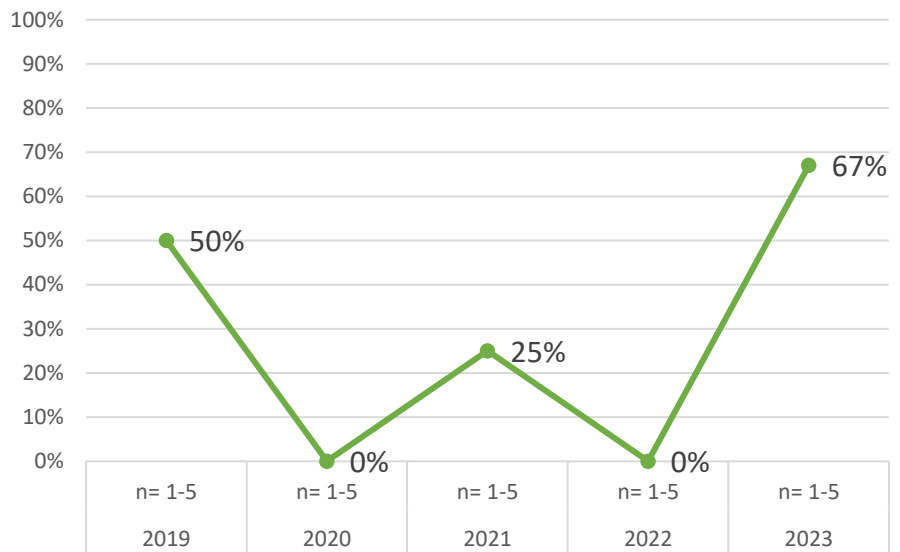
The big picture review shows that actual contact is made according to timelines in 56% of the cases. The Deep Dive data, below and to the right, shows performance over the last 5 years for Polk County's timely initial contact with families in the cases reviewed for which the measure applied.

Big Picture: Timeliness of Initial Contact



Source: ORRAI BI CW-SA-2025

Deep Dive: Timeliness to Investigation



Source: CFSR Item 1

Lead Measure: Efforts to Prevent Removal

Recurrence of Maltreatment

Reentry to sub-care

Maltreatment in sub-care

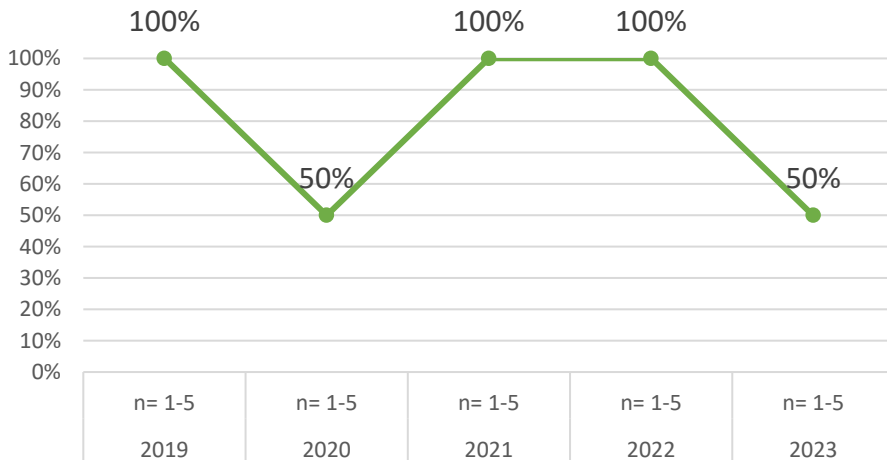
Placement Stability

Perm in 12 months

Perm in 12-23 months

Perm in 24+ months

Deep Dive: Services to Prevent Removal



Source: CFSR Item 2

Caseworkers are working diligently to keep children at home with support instead of removing them whenever possible, including after they return home and may face re-entry. They are focused on getting parents or children into services designed to support the family as quickly as possible.

The Deep Dive data to the left shows performance trends regarding Polk County's efforts to provide services to prevent removal in the cases reviewed for which the measure was applied over the last 5 years.

Lead Measure: Sufficient Information Gathered for Assessment

Recurrence of Maltreatment

Reentry to sub-care

Maltreatment in sub-care

Placement Stability

Perm in 12 months

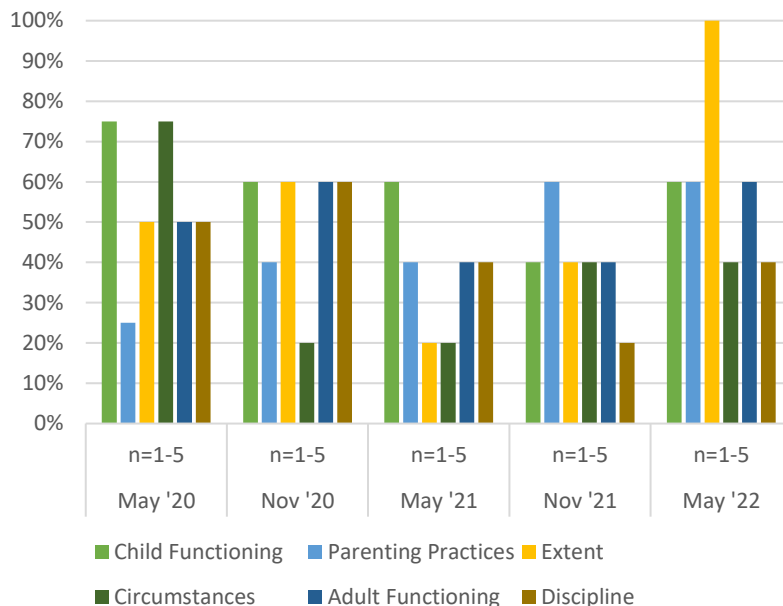
Perm in 12-23 months

Perm in 24+ months

When working with families to understand more about the safety concerns, CPS workers are gathering information about routines, supervision, and parenting expectations; they are asking about attachment, bonding, and empathy. Workers are asking about each child's specific needs, developmental tracks, personalities, and relationships, as well as the extent (what happened, when did it happen, where did it happen, and who was involved) and circumstances (why did it happen, what contributed to it happening?) of abuse.

The case review data to the right shows information regarding how often Polk County has gathered sufficient information to make a safety decision in six areas of the assessment over the last 5 reviews.

Gathering Sufficient Information



Source: CPS Fidelity Reviews

Lead Measure Risk and Safety Assessment

Recurrence of Maltreatment

Reentry to sub-care

Maltreatment in sub-care

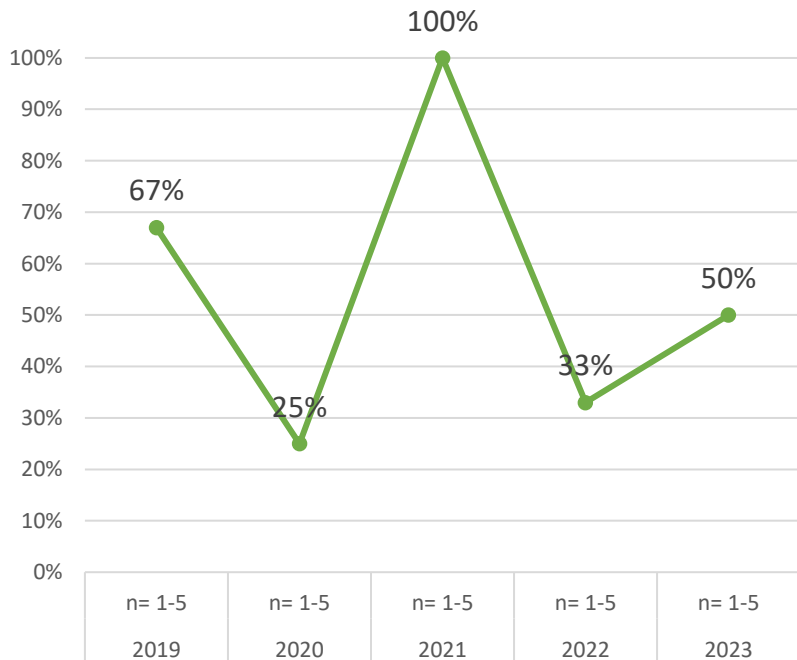
Placement Stability

Perm in 12 months

Perm in 12-23 months

Perm in 24+ months

Deep Dive: Risk & Safety Management



When children can return home with a safety plan in place, and when CPS caseworkers are assessing concerns in-home, a clear and reliable safety plan is needed. These safety plans include frequent monitoring by the community and ODHS, and not relying on children or parents to maintain safety. The plan is updated whenever the family situation changes. To close cases, caseworkers are evaluating the risk and safety in the home environment, ensuring the behaviors in the home are predictable and stable.

The Deep Dive data to the left shows performance trends regarding Polk County's quality and sufficiency of assessment and safety planning in the cases reviewed for which the measure applied over the last 5 years.

Source: CFSR Item 3

Lead Measure: Impending Danger Safety Threat Identification

Recurrence of Maltreatment

Reentry to sub-care

Maltreatment in sub-care

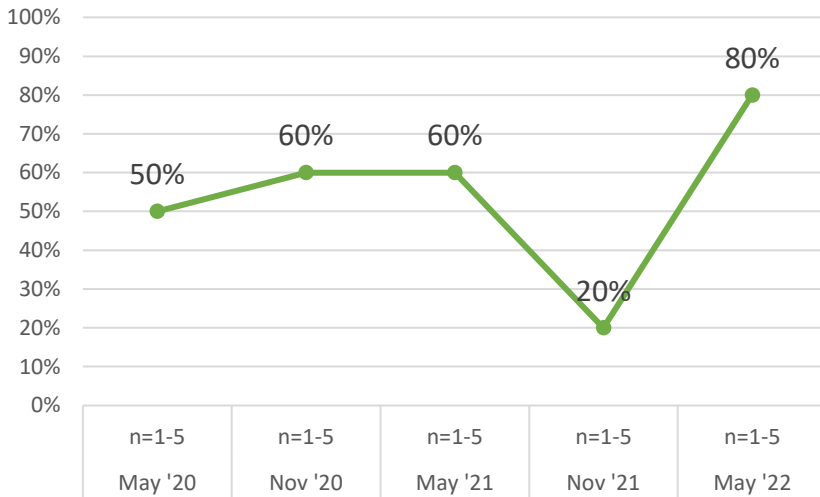
Placement Stability

Perm in 12 months

Perm in 12-23 months

Perm in 24+ months

Deep Dive: Identifying Impending Danger Safety Threats



Source: CPS Fidelity Reviews

In addition to investigating the incident reported to ODHS, caseworkers are also having discussions with families across all areas to understand how each family functions day to day. CPS workers are looking to understand if any safety threats are present in the family. When CPS workers accurately identify the safety threats which could occur within a family, they are then able to provide support or intervention to prevent further child safety concerns.

The Deep Dive data to the left shows performance trends regarding Polk County's accuracy of identification of Moderate to High Needs families for the cases reviewed for which the measure applied over the last 5 reviews.

Lead Measure Moderate to High Needs (M2HN) Determination and Services

Recurrence of Maltreatment

Reentry to sub-care

Maltreatment in sub-care

Placement Stability

Perm in 12 months

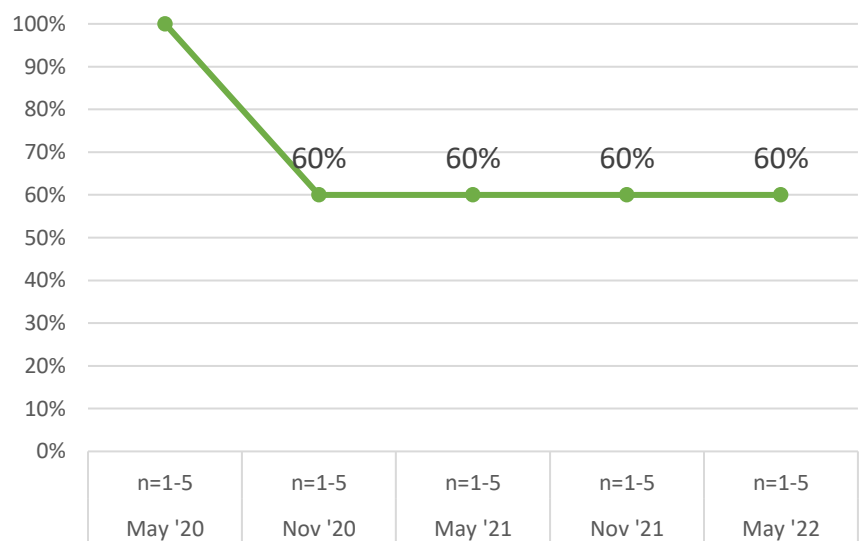
Perm in 12-23 months

Perm in 24+ months

Caseworkers ask questions to understand if the family is at risk for coming back to the agency's attention. They review stressors, child vulnerability, and parenting practices to understand the risk of recurrence. When families have increased risk factors, caseworkers connect them to resources in the community. Those resources do not require ODHS contracts and can support the family longer than ODHS Child Welfare can.

The Deep Dive data to the right shows performance trends regarding Polk County's accuracy of identification of Moderate to High Needs families for the cases reviewed for which the measure was applied over the last 5 reviews.

Deep Dive: Accurate Identification of M2HN



Source: CPS Fidelity Reviews

Lead Measure Ongoing Safety Plan Accuracy & Sufficiency

Recurrence of Maltreatment

Reentry to sub-care

Maltreatment in sub-care

Placement Stability

Perm in 12 months

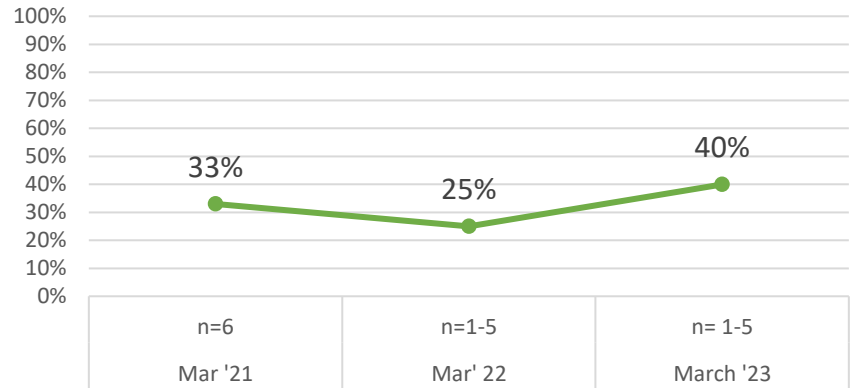
Perm in 12-23 months

Perm in 24+ months

Caseworkers are working with service providers and natural supports within families to manage out of control behavior which impacts child safety. The ongoing safety plan describes how the children are unsafe and how the safety threat specifically impacts child vulnerability. The plan is regularly updates as the family circumstances change.

The Deep Dive data to the right shows performance trends regarding the accuracy and sufficiency in the cases reviewed from Polk County which the measure applied over the last 3 years.

Deep Dive: Sufficient & Accurate Ongoing Safety Plans



Source: Permanency Quality Assurance Reviews

Lead Measure: Preserving Cultural Connections

Recurrence of Maltreatment

Reentry to sub-care

Maltreatment in sub-care

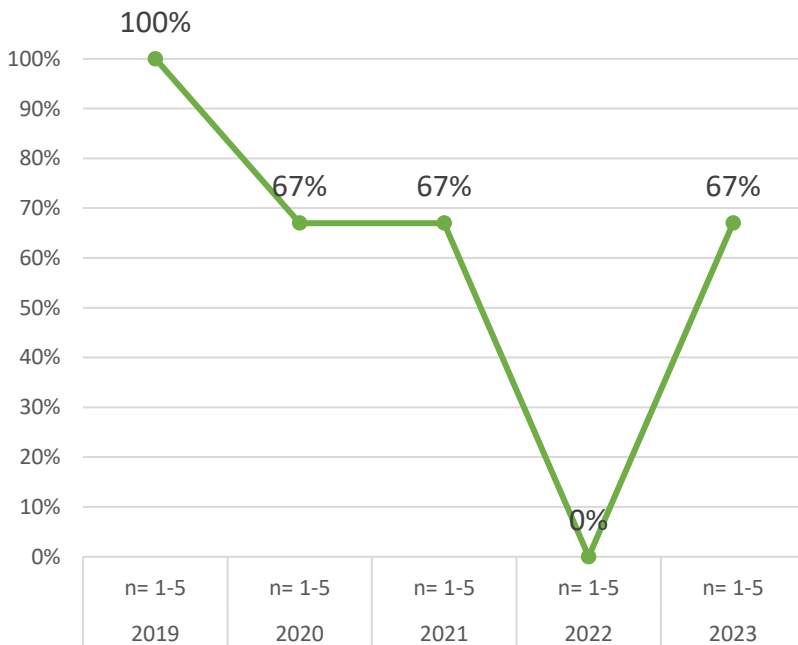
Placement Stability

Perm in 12 months

Perm in 12-23 months

Perm in 24+ months

Deep Dive: Preserving Cultural Connections



Source: CFSR Item 9

Caseworkers are working to keep children connected to their Tribe, church, school, friends, and neighborhood prior to their placement in care. This support and connection reminds children of who they are, gives them a sense of familiarity, and offers networking and connection to others in their culture of origin. Preserving these connections adds a protective factor as children remain supported by their natural community.

Caseworkers are asking parents and relatives about American Indian and Alaskan Native heritage, initiating searches and inquiry for ICWA eligibility. Children who are ICWA eligible are placed in Tribal resource homes whenever possible, as part of Placement Preference.

The Deep Dive data to the left show performance trends regarding Polk County's efforts to preserve cultural connections for children in the cases reviewed for which the measure was applied over the last 5 years.

Lead Measure: Stability of Substitute Care Placement

Recurrence of Maltreatment

Reentry to sub-care

Maltreatment in sub-care

Placement Stability

Perm in 12 months

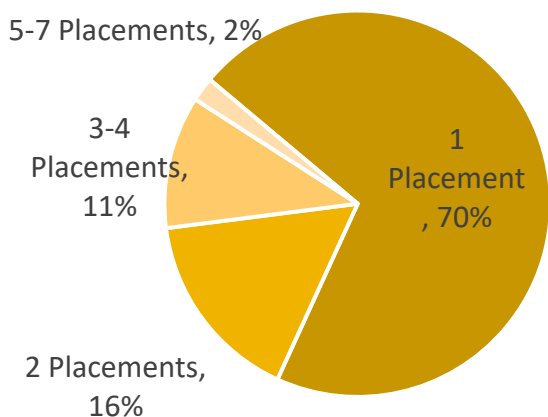
Perm in 12-23 months

Perm in 24+ months

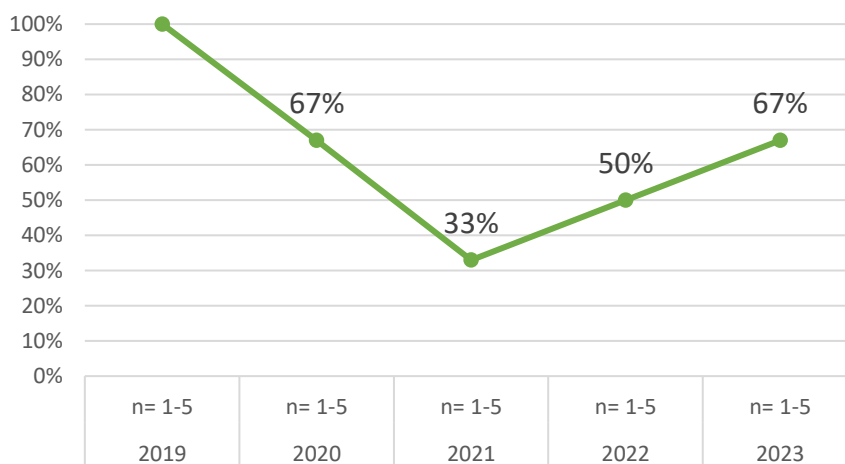
Caseworkers work to ensure that a child’s placement is stable and is consistent with achieving the child’s permanency goal(s). Ideally, a child would only experience one placement setting. If a child requires a placement change, that change should be based on the needs of the child and/or to promote permanency achievement.

The pie chart below shows the number of placements experienced by children who were placed in substitute care during the period under review. The case review data, below and to the right, shows performance trends regarding Polk County’s ability to ensure stability of substitute care placements in the cases reviewed for which the measure applied over the last 5 years.

Big Picture: Placement Moves for Children Placed in Substitute Care April '22 - April '23



Deep Dive: Placement Stability



Source: CFSR Item 4

Source: ROM CM.18

Lead Measure: Needs Assessment & Services Provided to Resource Families

Recurrence of Maltreatment

Reentry to sub-care

Maltreatment in sub-care

Placement Stability

Perm in 12 months

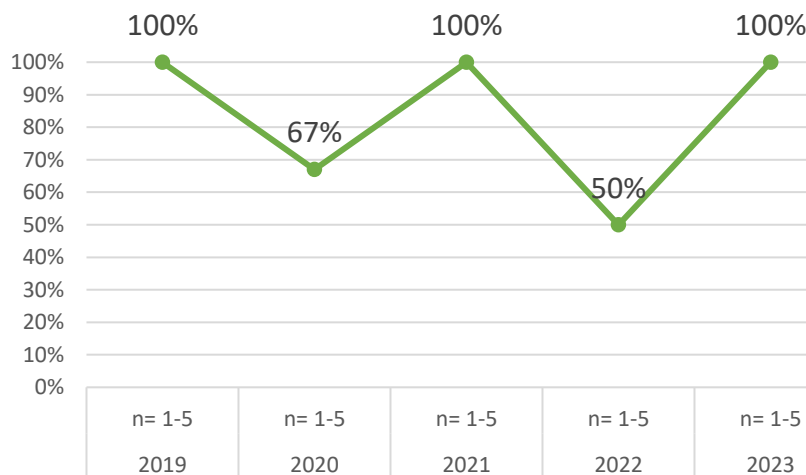
Perm in 12-23 months

Perm in 24+ months

During their home visits and at other contacts, caseworkers are asking resource parents what they need to support the children in their home and working to provide those supports. This can be things like trainings, respite care, or professionals designed to support them in meeting children’s increased needs. Caseworkers are also asking about and looking for resources in the community to support the children’s needs so that the resource parents are not the only ones responding to a child’s trauma responses or increased needs.

The case review data shows performance trends regarding Polk County’s efforts to assess and provide services to support resource Families in the cases reviewed for which the measure applied over the last 5 years.

Deep Dive: Needs Assessment & Services to Resource Parents



Source: CFSR Item 12c

Lead Measure: Kith and Kin & Sibling Placements

Recurrence of Maltreatment

Reentry to sub-care

Maltreatment in sub-care

Placement Stability

Perm in 12 months

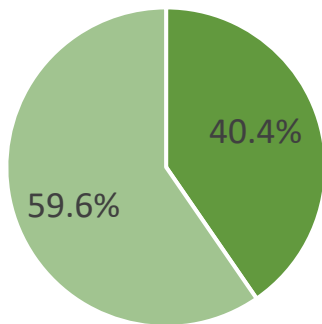
Perm in 12-23 months

Perm in 24+ months

Kith and Kin placements offer familiarity, cultural connection, and a sense of belonging during a traumatic time for a child. When children are placed with kith/kin, their cultural needs will most likely be met as well.

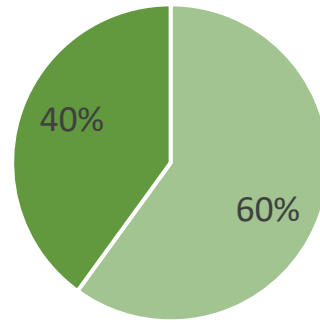
A big picture look shows that 40.4% of children are placed in kith/kin resource homes upon initial removal, and that 40% of children currently in substitute care are placed in kith/kin resource homes.

Big Picture: Initial Placement with Kith/Kin



■ Placed with Kith/Kin ■ Placed in General App Homes

Big Picture: Current Placement of Children in Kith/Kin Resource Homes



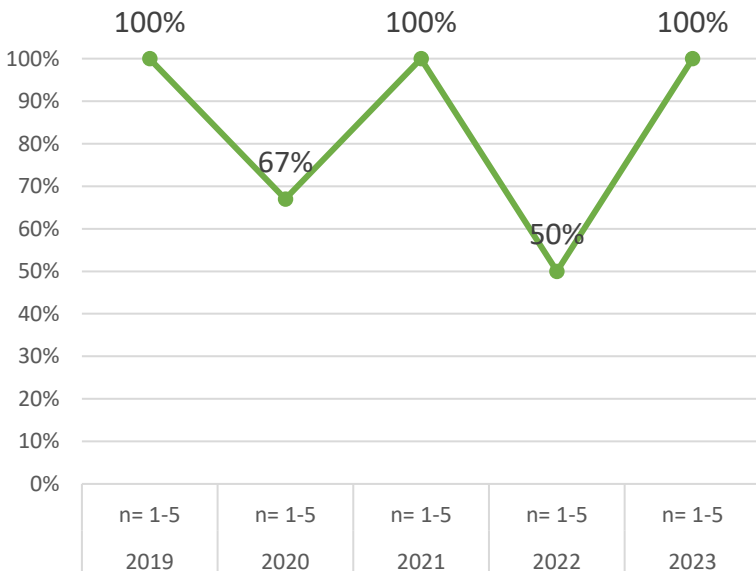
■ General ODHS Resource Placement ■ Kit/Kin Resource Placement

Source: ROM CM.08

Source: ORKIDS BI FC-1005-D

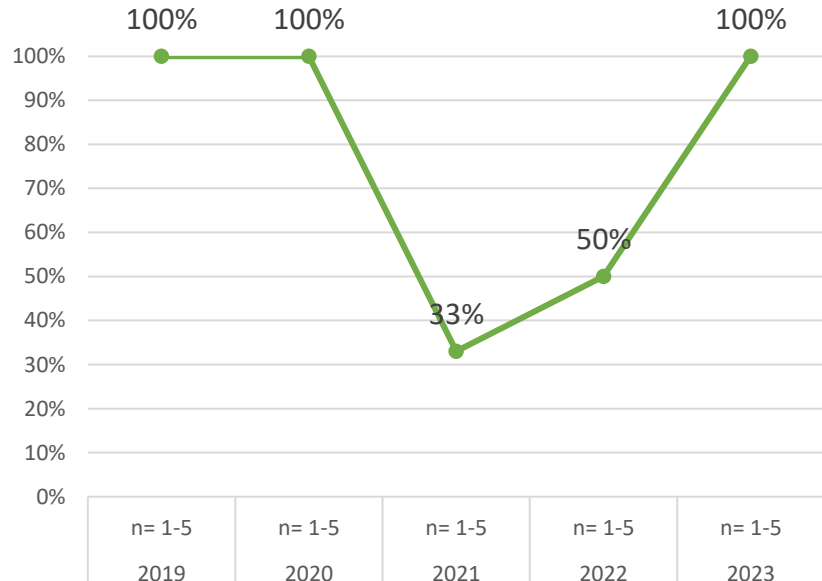
The case review data, below and to the left, shows performance trends regarding Polk County's efforts to place children in kith/kin homes in the cases reviewed for which the measure applied over the last 5 years. The case review data, below and to the right, shows trends regarding Polk County's efforts to place siblings together in the cases reviewed for which this measure applied over the last 5 years.

Deep Dive: Kith/Kin Placement



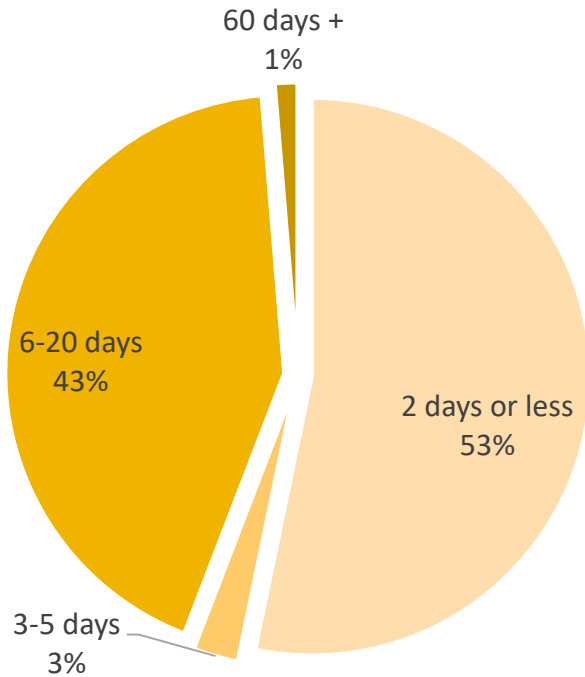
Source: CFSR Item 10

Deep Dive: Placement with Siblings



Source: CFSR Item 7

Big Picture: Time Between Child's Placement in Care and 1st Visit with Parents



When children are placed in substitute care, caseworkers and family time coordinators work to ensure that children and parents can see each other as soon as possible, with a goal of having that first contact happen within 2 days after placement in substitute care.

The data entered in ORKIDS shows Polk County is ensuring an immediate first visit, called family time, with a parent for 53% of children placed in substitute care during April 2022 – April 2023; 3% of children had family time with a parent within 3-5 days of placement in substitute care; 43% of children had family time with a parent within 6-20 days of placement in substitute care; 1% of children had family time with a parent in over 60 days after being placed in substitute care.

Source: ORRAI BI FC-1027-D

Lead Measure: Family Time

Recurrence of Maltreatment

Reentry to sub-care

Maltreatment in sub-care

Placement Stability

Perm in 12 months

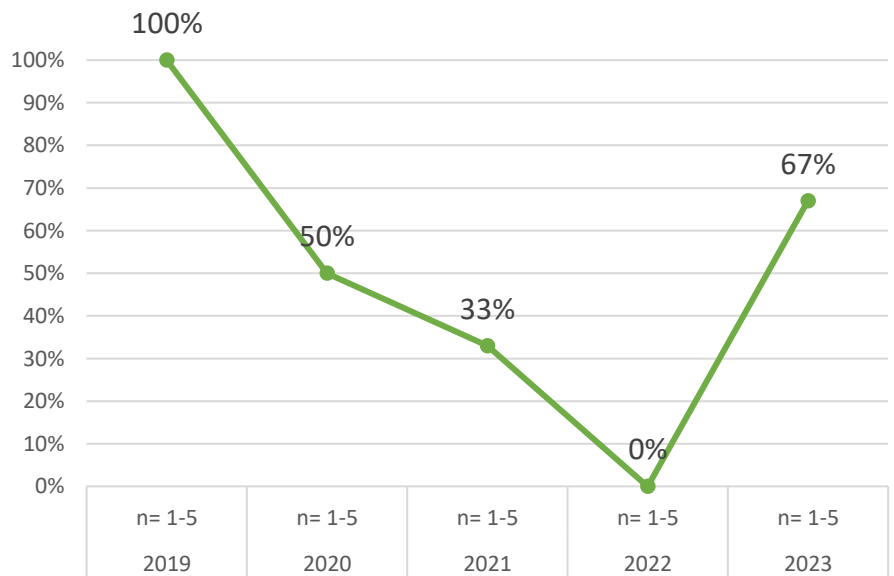
Perm in 12-23 months

Perm in 24+ months

While children are in substitute care, families are still able to spend time together and connect in meaningful ways. Family time often occurs in an ODHS office but is also happening in the community. This time is about connection and typical family functioning – meals, homework, problem-solving. Caseworkers are providing supports to increase the quality of the time parents spend with their children

The case review data tracks performance trends regarding Polk County's efforts to ensure and support frequent and quality family time in the cases reviewed for which the measure applied over the last 5 years.

Deep Dive: Visits w/ Parents and Siblings



Source: CFSR Item 8

Lead Measure: Parent-Child Relationship

Recurrence of Maltreatment

Reentry to sub-care

Maltreatment in sub-care

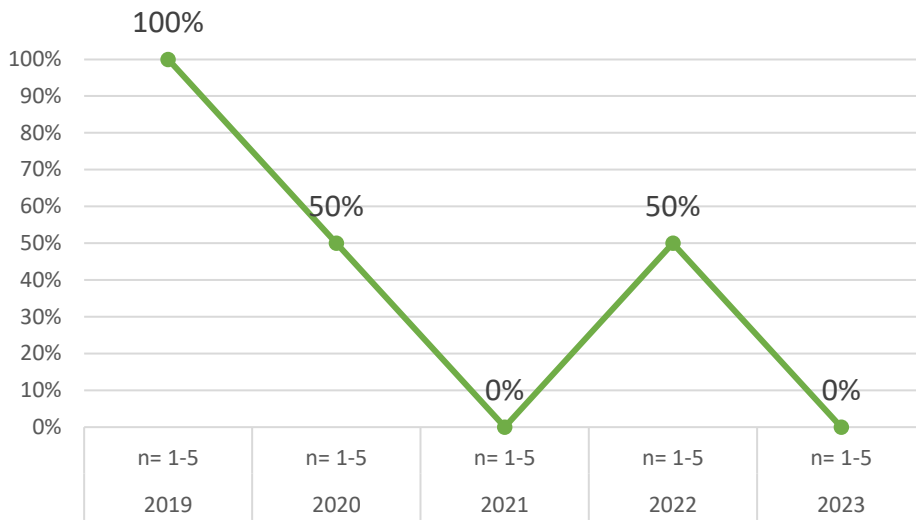
Placement Stability

Perm in 12 months

Perm in 12-23 months

Perm in 24+ months

Deep Dive: Relationship of Parent/Child in Care



Source: CFSR Item 11

Parents are invited to doctor appointments, school functions, and sporting events. Caseworkers keep parents informed and involved in these activities to further support the parent-child relationship. As parents prepare for their children's return home, keeping them updated about a child's needs and involved with their providers ensure the likelihood of success.

The case review data tracks performance trends regarding Polk County's efforts to support the Parent/Child Relationship in the cases reviewed for which the measure applied over the last 5 years.

Lead Measure: Appropriate and Timely Permanency Plan

Recurrence of Maltreatment

Reentry to sub-care

Maltreatment in sub-care

Placement Stability

Perm in 12 months

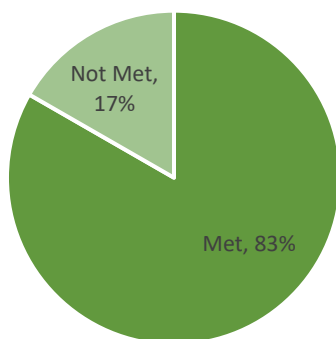
Perm in 12-23 months

Perm in 24+ months

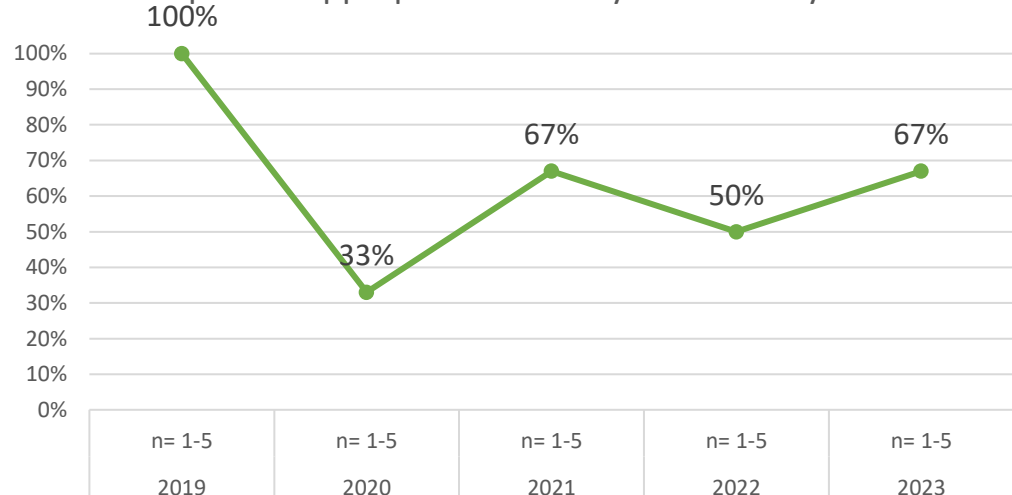
Caseworkers, in collaboration with parents, are outlining the case plan, putting it in writing so that parents and providers understand the goals and path to achieve them. These plans are written within 60 days of a child's entry into substitute care.

A big picture look shows that Polk County ensured case plans were entered and approved within 60 days of placement 83% of the time during April 2022 – April 2023. The case review data tracks performance trends regarding Polk County's efforts to ensure the plan was entered timely and that the plan was appropriate given the status of the case in the cases reviewed for which the measure applied over the last 5 years.

Big Picture: Case Plan Approved w/in 60 days



Deep Dive: Appropriate & Timely Permanency Plans



Source: ORAAI BI FC-1026-D

Source: CFSR Item 5

Lead Measure: Efforts to Achieve Permanency

Recurrence of Maltreatment

Reentry to sub-care

Maltreatment in sub-care

Placement Stability

Perm in 12 months

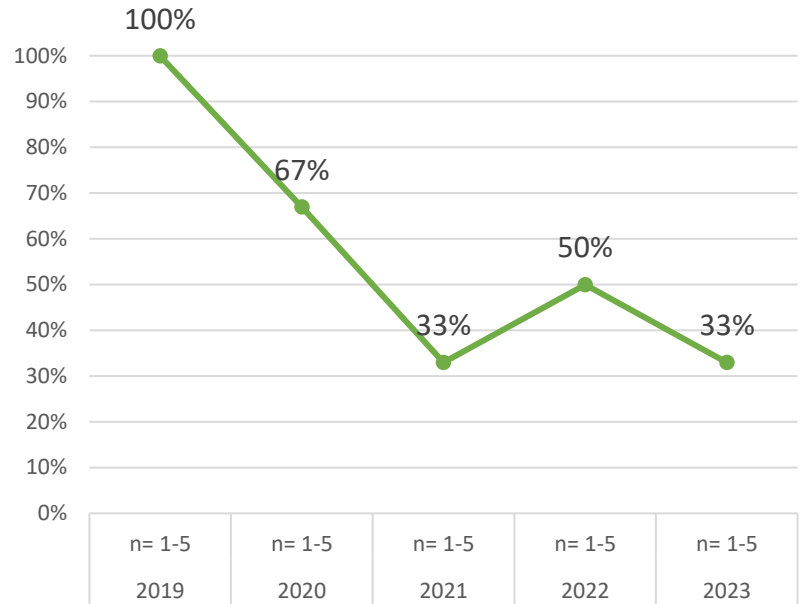
Perm in 12-23 months

Perm in 24+ months

At this point in the case plan, caseworkers are focusing on identifying the most appropriate placement and engaging in consistent communication and collaboration with the child's service providers.

Federal guidelines Adoption and Safe Families Act (ASFA) dictate timeframes in which different permanency types should be achieved. ASFA timelines are a critical component of this CFSR measure. Caseworkers are considering multiple processes and protocols that each take considerable lengths of time and planning (e.g. out-of-state placements) while working to meet specific child welfare timelines.

Deep Dive: Achieving Permanency



Source: CFSR Item 6

Lead Measure: Family Engagement in Case Planning

Recurrence of Maltreatment

Reentry to sub-care

Maltreatment in sub-care

Placement Stability

Perm in 12 months

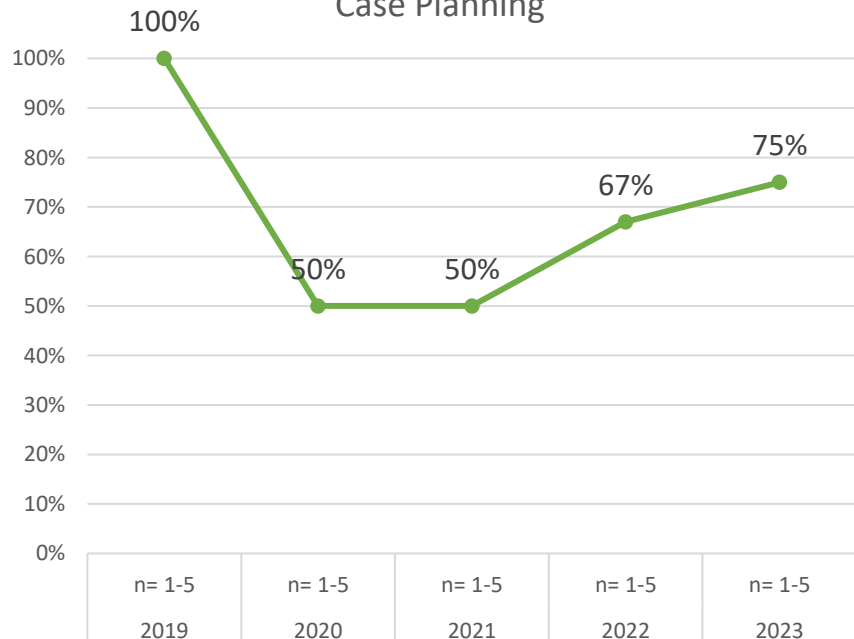
Perm in 12-23 months

Perm in 24+ months

Caseworkers are working collaboratively with families to create their case plans to understand the family dynamics, causes of safety concerns, and how to address them. Parents are telling caseworkers what they need to keep their children safe; they are able to identify providers they want to work with, increasing engagement in services. By working collaboratively, caseworkers can involve natural supports to maintain changes after ODHS is no longer involved and honor the family as the expert on how to keep their children safe.

The case review data tracks performance trends regarding Polk County's efforts to engage parents and children in case planning in the cases reviewed for which the measure applied over the last 5 years.

Deep Dive: Involvement of Parent & Child in Case Planning



Source: CFSR Item 13

Lead Measure: Face to Face Contact with Parent

Recurrence of Maltreatment

Reentry to sub-care

Maltreatment in sub-care

Placement Stability

Perm in 12 months

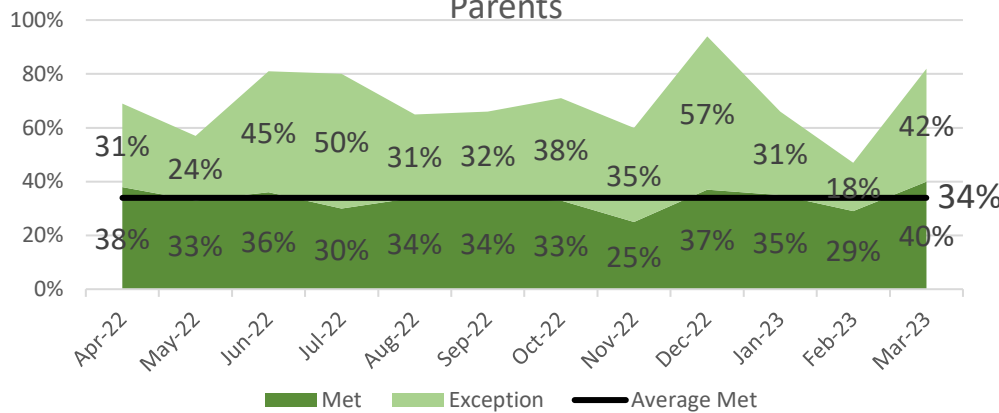
Perm in 12-23 months

Perm in 24+ months

Caseworkers are meeting with parents at least monthly, often having other points of contact in-between. Caseworkers are planning intentional connection points with parents, meeting them in spaces they feel safe and are ready to engage. Caseworkers are building trust and relationship with parents to have deeper conversations so that underlying factors are addressed in the plan and parental capacities are better understood.

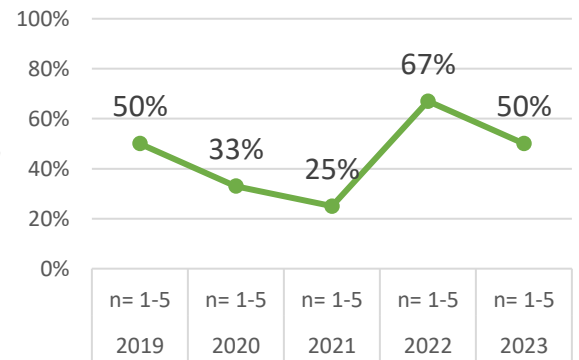
A look at the big picture shows that the 12-month average for monthly face to face contact with parents indicates contact is happening 34% of the time, with an additional 36% of parent contact not met due to approved exceptions. Case reviews look at both the frequency and the quality of the contact between caseworker and parent; the data below and to the right shows how Polk County has been having quality contact with parents on a monthly basis for the past 5 years.

Big Picture: Monthly Face to Face Contact with Parents



Source: ORKIDS F2F Dashboard, archived

Deep Dive: Monthly Face to Face with Parent



Source: CFSR Item 15

Lead Measure: Needs Assessment & Services for Parents

Recurrence of Maltreatment

Reentry to sub-care

Maltreatment in sub-care

Placement Stability

Perm in 12 months

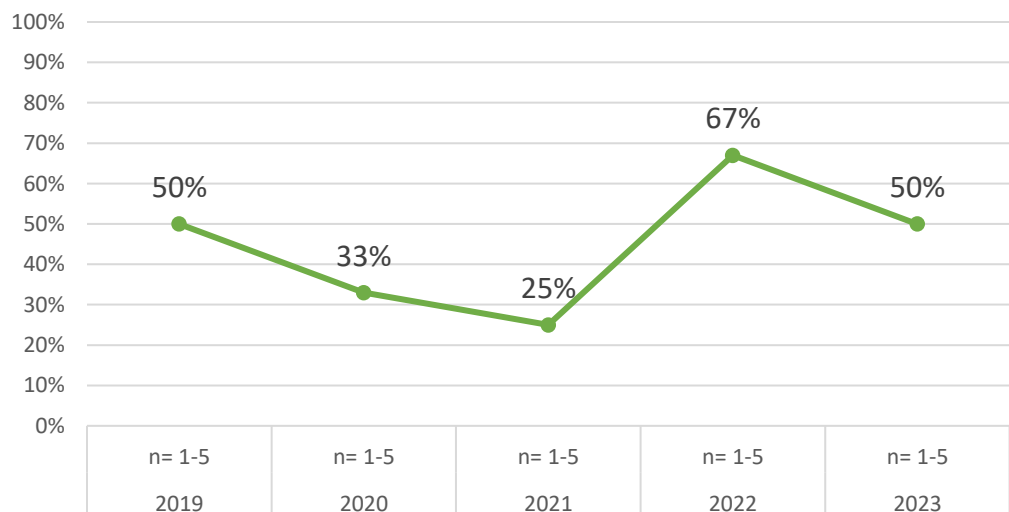
Perm in 12-23 months

Perm in 24+ months

By working collaboratively with parents, caseworkers are gathering information about the parents' capacities and working to understand underlying causes and factors. This capacity assessment helps caseworkers find the right services to support parents and enhance capacities needed to ensure child safety.

The case review data shows performance trends regarding Polk County's efforts to assess parents' needs and provide services in the cases reviewed for which the measure applied over the last 5 years.

Deep Dive: Needs Assessment & Services to Parents



Source: CFSR Item 12b

Lead Measure Face-to-Face: Child

Recurrence of Maltreatment

Reentry to sub-care

Maltreatment in sub-care

Placement Stability

Perm in 12 months

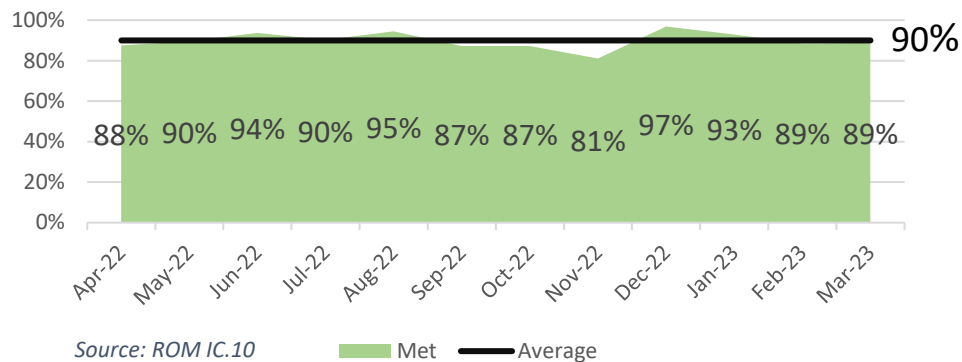
Perm in 12-23 months

Perm in 24+ months

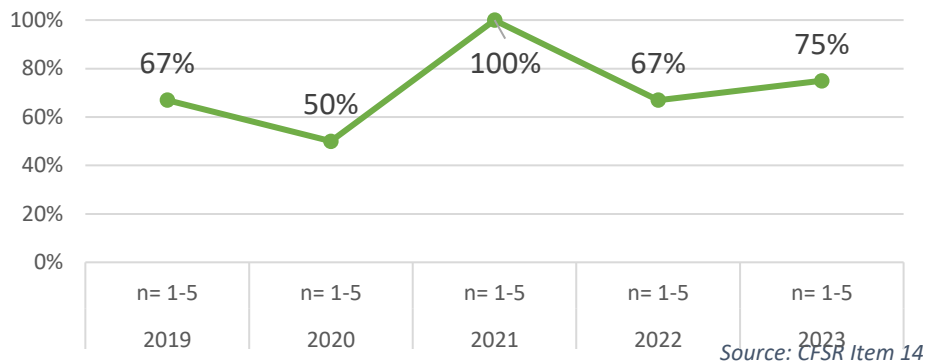
Caseworkers see children on their caseloads at least monthly, meeting in their home at least every other month. During these contacts, caseworkers are reviewing the child's sleeping area and environment, and speaking with the child alone to provide time for the child to share anything they may not want to share with caregivers present.

A look at the big picture shows that monthly face to face with child is happening 90% of the time. Case reviews look at both the frequency and the quality of the contact between caseworker and child; the data to the right shows the trend of Polk County's practice of frequent and quality monthly Face to Face Contact with Children for the past 5 years.

Lead Measure: Face to Face with Child



Deep Dive: Monthly Face to Face with Child



Lead Measure: Needs Assessment & Services for Child

Recurrence of Maltreatment

Reentry to sub-care

Maltreatment in sub-care

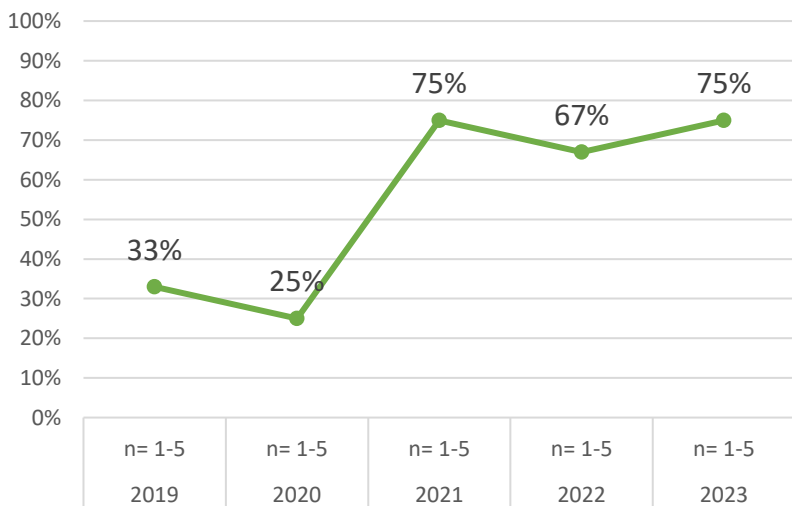
Placement Stability

Perm in 12 months

Perm in 12-23 months

Perm in 24+ months

Deep Dive: Needs Assessment & Services to Children



Caseworkers are partnering with children's providers to understand the needs of the child around social relationships, activities and recreation, and day to day material needs. Caseworkers ensure that children over 14yo are referred for the Independent Living Program and supports to ensure they are successful as young adults. Caseworkers are informally evaluating children during their home visits and referring children for formal assessments, designed to both understand the needs of the child and to help outline a plan for caregivers to follow

The case review data shows performance trends regarding Polk County's efforts to assess children's needs and provide services in the cases reviewed for which the measure applied over the last 5 years.

Reunification



12.1 Months

Guardianship



23 Months

Adoption



49.4 Months

Median length of stay is the mid-point in the total length of stay for all children who exited substitute care during April 2022 – April 2023. Median is the middle score, so half of the children discharged from substitute care in more months and half in less.

The median length of stay for children who were reunified was 12.1 months. The median length of stay for children who were in a finalized guardianship was 23 months. The median length of stay for children adopted was 49.4 months.

Lead Measure: Time to Jurisdiction

Recurrence of Maltreatment

Reentry to sub-care

Maltreatment in sub-care

Placement Stability

Perm in 12 months

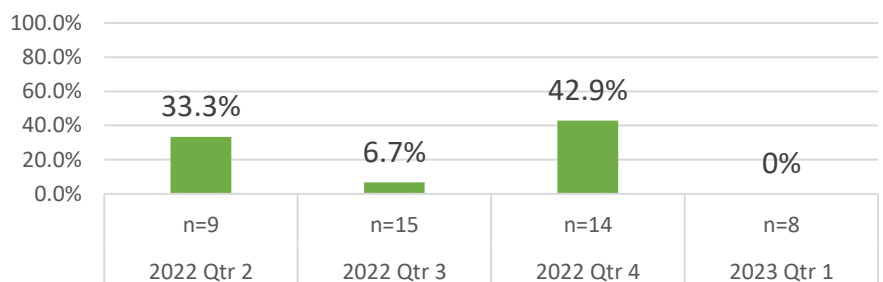
Perm in 12-23 months

Perm in 24+ months

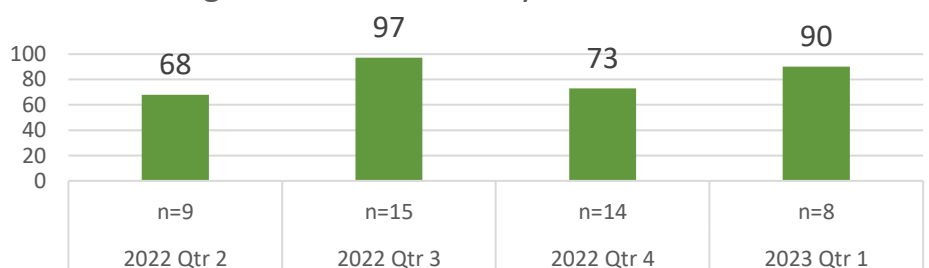
Parents have the right and opportunity to engage the court as the proceedings relate to their families. Establishing timely jurisdiction ensures case plans can proceed; timelines designed to protect children from languishing in care are impacted by the length of time to establish jurisdiction. We rely on our legal partners and the Juvenile Court to help meet these timelines.

Courts aim to establish jurisdiction within 60 days of a child’s placement in care. The data to the right tracks how frequently that occurs, broken into quarters by the Oregon Circuit Court.

% of cases in which Jurisdiction was established within 60 days



Big Picture: Median Days to Jurisdiction



Recurrence of Maltreatment

Reentry to sub-care

Maltreatment in sub-care

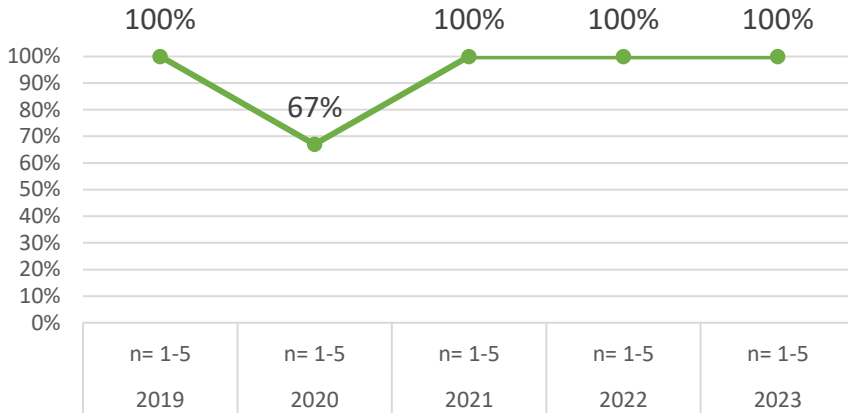
Placement Stability

Perm in 12 months

Perm in 12-23 months

Perm in 24+ months

Deep Dive: Educational Needs Met



When children are placed in substitute care, caseworkers work alongside resource parents and partners in the child’s school systems to ensure all educational needs are met, both initially and ongoing. This includes attending and supporting the child’s IEP meetings and goals.

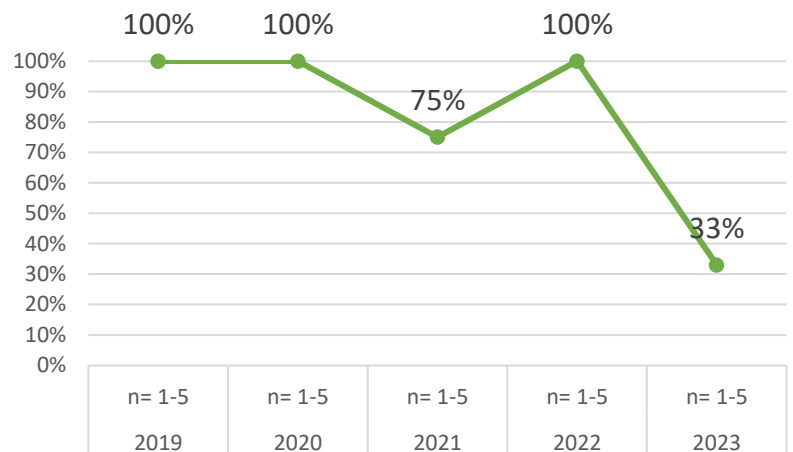
The case review data to the left shows performance trends regarding Polk County’s efforts to meet children’s educational needs in the cases reviewed for which the measure applied over the last 5 years.

Source: CFSR Item 16

Caseworkers and resource parents ensure the child’s medical and dental needs are being met both upon the child’s initial placement in substitute care and ongoing. Children are being seeing for well-child visits, having dental cleanings, and are up to date with immunizations. resource parents fill out medication logs for any prescribed non-psychotropic medications.

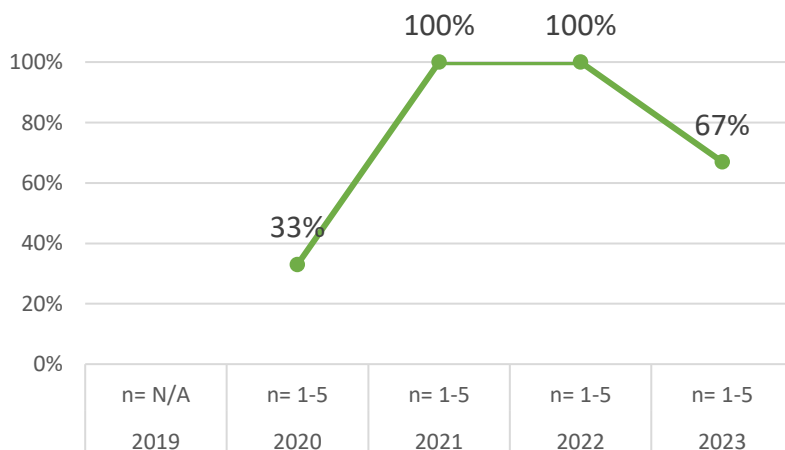
The case review data to the right shows performance trends regarding Polk County’s efforts to meet children’s medical and dental needs in the cases reviewed for which the measure applied over the last 5 years.

Deep Dive: Medical, Dental Needs Met



Source: CFSR Item 17

Deep Dive: Mental Health Needs Met































Caseworkers and resource parents also partner to ensure children’s mental health needs are met, as being placed in substitute care in and of itself is traumatic. Caseworkers and resource parents are ensuring children are getting regular and ongoing assessments and then being connected to the necessary services. If a child is prescribed psychotropic medications, the resource parent tracks these on a medication log.

The case review data to the left shows performance trends regarding Polk County’s efforts to meet children’s mental health needs in the cases reviewed for which the measure applied over the last 5 years.

Source: CFSR Item 18

Lead/Lag Measurement Matrix

Lag/Lead Measure Matrix				Lag Measures						
Lead measures		Site Performance		Re- MalTx	Re-entry	Mal Tx FC	Place stability	Perm 12 mo	Perm 13-23 mo	Perm 24+ mo
Timeliness of Initiation of Investigations	Qualitative		67%							
	Quantitative		56%							
Efforts to Prevent Removal			50%							
Sufficiency of Information Gathered for Assessment			60%							
Risk & Safety Assessment			50%							
Accuracy and Sufficiency of Ongoing Safety Plan			40%							
Safety Threat Identification Accuracy			80%							
Stability of Substitute Care Placement			67%							
Initial placement with kin or kith	Qualitative		100%							
	Quantitative		40%							
Placement with siblings			100%							
Needs Assessment & Services for Resource Parents			100%							
Efforts to Achieve Permanency			33%							
Appropriate & Timely Permanency Plans	Qualitative		67%							
	Quantitative		83%							
Child & Family Involvement in Case Planning			75%							
Timeliness of Jurisdiction			21%							
Monthly FTF with child	Qualitative		75%							
	Quantitative		90%							
Monthly FTF with Parent	Qualitative		50%							
	Quantitative		34%							
Family Time with Parents and Siblings			67%							
Relationship of Child in Care with Parents			0%							
Preserving Cultural Connections			67%							
Needs Assessment & Services for Children			75%							
Needs Assessment & Services for Parent			50%							
Mental Health Needs of the Child			67%							
Medical & Dental Needs of the Child			33%							
Educational Needs of the Child			100%							

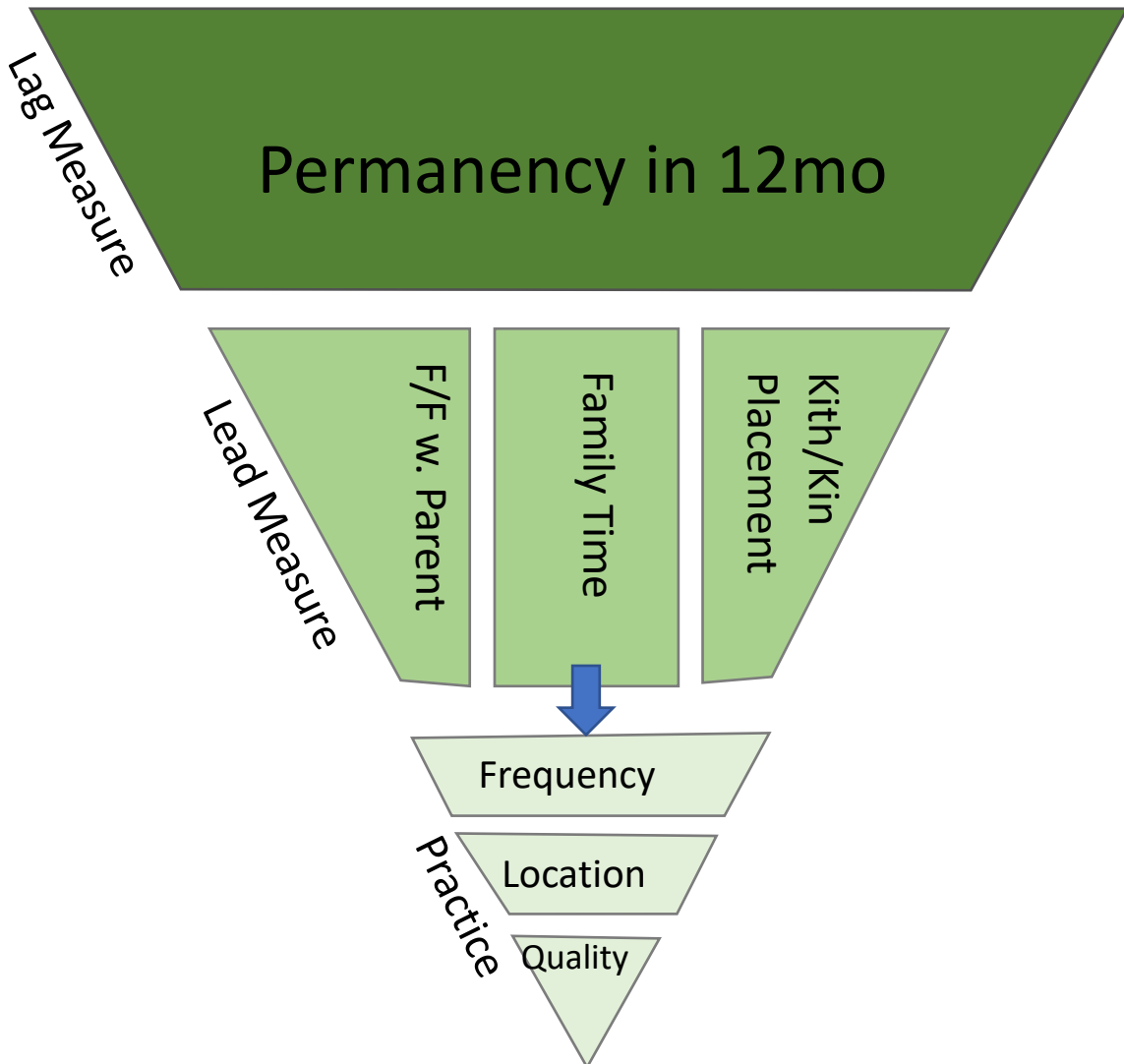
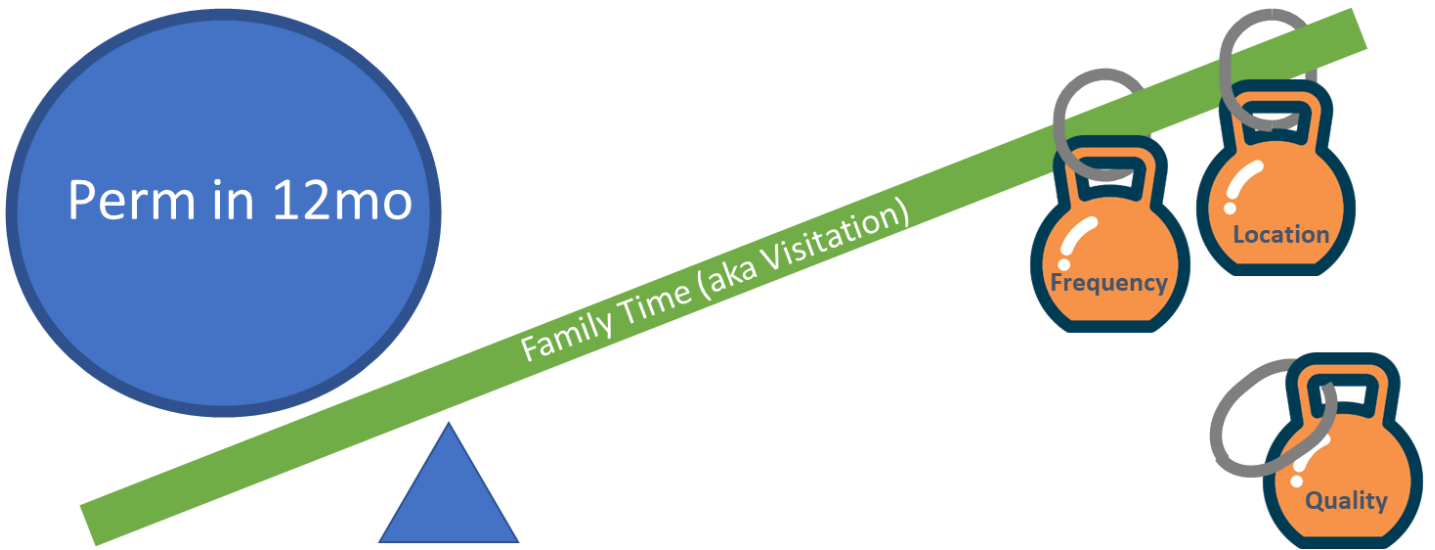
Active Efforts	Means affirmative, active, proactive, thorough, and timely efforts intended primarily to maintain or reunite an Indian child with his or her family. Active efforts must involve assisting the parent or parents or Indian custodian through the steps of a case plan and with accessing or developing the resources necessary to satisfy the case plan. There is not standardized measurement tool; as each family's needs are unique and active efforts are expected to meet those needs.
APPLA	Means "Another Planned Permanent Living Arrangement", which is a permanency option for foster youth, only when other options such as reunification, relative placement, adoption, or legal guardianship have been ruled out
ASFA	Means "Adoption and Safe Families Act" and refers to federal guidelines and timelines that child welfare agencies are required to meet
Assignment	Means that a call to the hotline is determined to be suspicious for child abuse and will require further investigation. The Oregon Child Abuse Hotline (ORCAH) screeners will assign the case to the geographically appropriate site or branch for assessment by a Child Protective Services caseworker
CFSR	Means "Child and Family Services Review" and refers to reviews that are conducted annually to help states improve safety, permanency and well-being outcomes for children and families who receive services through the child welfare system
Concurrent Plan	is an approach that seeks to eliminate delays in attaining permanency for children and youth in foster care. Effective implementation requires comprehensive and early assessment. It involves identifying and working toward a child's primary permanency goal (such as reunification with the birth family) while simultaneously identifying and working on a secondary goal (such as guardianship with a relative). (source: childwelfare.gov)
CPS	Means "Child Protective Services" and refers to a specialized social service program that Child Welfare provides on behalf of children or, when applicable, young adults who may be unsafe after a report of abuse is received
CPS Disposition	Means a determination that completes a CPS assessment. Dispositions are discussed in OAR 413- 015-1000 and include founded, unfounded/unsubstantiated, and unable to determine
CQI	Continuous Quality Improvement
Cultural Heritage	Means the language, customary beliefs, social norms, and material traits including, but not limited to, the dress, food, music, and dance of a racial, religious, or social group that are transmitted from one generation to another
Disproportionality	Children of Black or African American and American Indian or Native Alaskan families are brought to the attention of Child Welfare agencies and placed in substitute care at a rate that is higher than to their representation in the population of a community
DM	Means "District Manager" and refers to the staff member who manages Child Welfare & Self Sufficiency Programs for the district
Family First/FFPSA	Mean "Family First Prevention Services Act" and refers to a federal act which aims to preventatively preserve families
Family Time	Means time during which children/youth who are place in foster care spend with their parents, siblings, and other important members of their families
Fidelity Reviews	Means the review process that CW completes to audit the quality of casework in order to assure case practice is true to the Oregon Safety Model (OSM)

Founded	Means the determination, or disposition, following an investigation by Child Protective Services, which means there is “believable evidence” that child abuse or neglect
ICWA	Means “Indian Child Welfare Act” and refers to the United States federal law that governs jurisdiction over the removal of Native American children from their families in custody, foster care and adoption cases
IEP	Means “Individualized Education Plan” and lays out the special education instructions, supports, and services a student needs to thrive in school
In Home	Cases in which child welfare caseworkers offer support and services to address safety concerns while the children remain in the family home.
JCIP	Means “Juvenile Court Improvement Program” and refers to a federally funded project to improve court practice in child abuse and neglect cases.
Lag Measure	Means a historical measure of performance; for our purposes, the lag measures are the performance measures that are federally tracked.
LEA	Means Law Enforcement Agency
Lead measure	Means the highest leverage actions or activities that can accomplish goals and contribute to the performance of the lag measures.
M2HN	Means “Moderate to High Needs” and refers to families where family behaviors, conditions, or circumstances are occurring now and over the next year without intervention, are likely to have a negative impact on a child’s physical, sexual, psychological, cognitive, or behavioral development or functioning.
Maltreatment in Substitute Care	Measures the rate at which there are founded investigations of abuse once a child is in a substitute care placement.
ORCAH	Means Oregon Child Abuse Hotline and refers to the division of Child Welfare responsible for receiving and assigning for investigation community reports of child abuse
ORICWA	Means “Oregon Indian Child Welfare Act” and refers to Oregon’s Law which upholds the Child Welfare Vision for Transformation principles and values where children thrive by growing up in a family, community relationships are valuable, self determination is fostered, and prevention efforts are critical to maintaining the family unit
Permanency in 12 Months	This measurement captures the percent of children who leave substitute care to a lasting family setting in a 12mo period. This is most often reunification; a safe return home within 12 months of their entry to substitute care.
Permanency in 13-23 Months	This measurement captures the percent of children who leave substitute care to permanency in a 13-23mo timeframe.
Permanency in 24+ Months	This measurement captures the percent of children who leave substitute care to permanency in 24mo timeframe or longer.
Placement stability	Is a Federal Measure which shows the rate of placement moves 1,000 per day of foster for all children who <i>entered care</i> in a 12-month target period. Unit of analysis is the placement move and days in removal episode during the 12-month target period
PM	Means “Program Manager” and refers to a Child Welfare staff who manages a particular child welfare program and/or a child welfare program in a certain district

Qualitative	measuring, or measured by the quality of something rather than its quantity.
Quantitative	measuring, or measured by the quantity of something rather than its quality
Recurrence of Maltreatment	Recurrence of Maltreatment measures the rate at which children who were victims of a founded investigations were then named as victims of a subsequent founded abuse report within a 12mo timeframe.
Re-Entry to Substitute Care	Re-entry to Substitute Care measures the rate at which children who have already been placed in in substitute care and were returned home within a 12mo timeframe are placed in substitute care again within a subsequent 12mo timeframe of that initial return.
Resource Parent	Means a person who operates a home that has been approved by the Department to provide care for an unrelated child or young adult placed in the home by the Department
Root Cause Analysis	Means a factor that caused a nonconformance and should be permanently eliminated through process improvement. The root cause is the core issue—the highest-level cause—that sets in motion the entire cause-and-effect reaction that ultimately leads to the problem(s).
SNAP	Means Supplemental Nutrition Assistance Program and refers to the federally funded program that offers nutrition assistance to eligible individuals and families
SSP (Self-Sufficiency Program)	Means Oregon’s Self-Sufficiency program, which is meant to provide a safety net, family stability and a connection to careers that guide Oregonians out of poverty. It consists of: Temporary Assistance for Needy Families (TANF), Supplemental Nutrition Assistance Program (SNAP), Employment Related Day Care (ERDC), Temporary Assistance for Domestic Violence Survivors (TA-DVS), Refugee Program, and Runaway and Homeless Youth.
TANF (Temporary Assistance for Needy Families)	Means Oregon’s program that provides cash benefits to low-income families with children. These benefits help meet a family's basic needs like food, clothing, rent and utilities while they work toward self-sufficiency
TPR	Means “Termination of Parental Rights” and refers to any action which results in the termination of the parent-child relationship
Unable to Determine	Means there is some indication abuse occurred, but there is insufficient information to conclude there is a reasonable cause to believe abuse occurred
Unfounded	Means there is no evidence abuse occurred, also known as unsubstantiated
Vision for Transformation	Means Oregon’s plan for change that is based on a belief that children do best growing up in a family and on values related to honoring and supporting cultural wisdom, building community resilience and voice, and ensuring the self-determination of our communities. of color

Helpful links

Federal Measures Dashboard	https://www.oregon.gov/dhs/data/pages/cw-fpms.aspx
Vision for Transformation	https://sharedsystems.dhsoha.state.or.us/DHSForms/Served/de2445.pdf



CQI Cycle

