

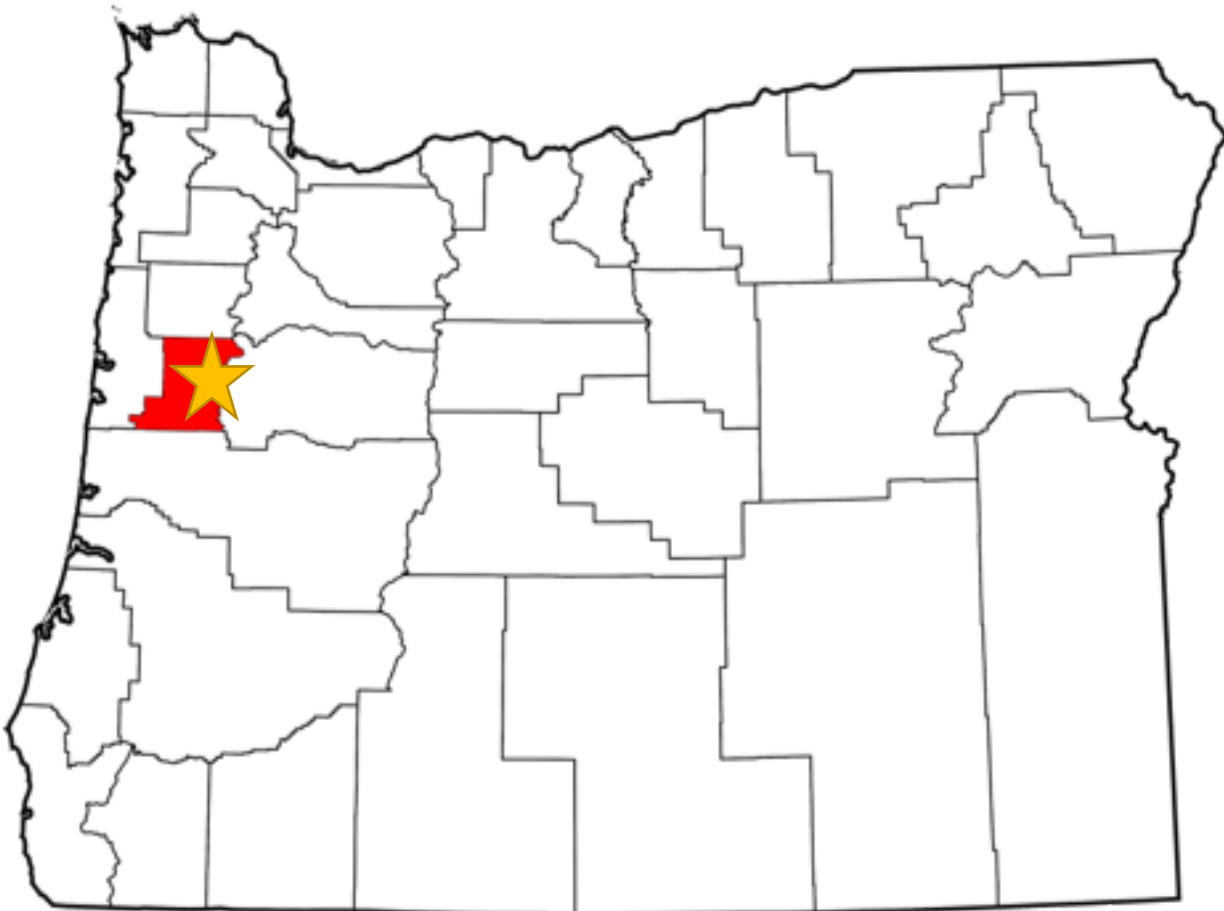
# Service Delivery Data Report

**Benton County (D4), Corvallis Child Welfare**

Presented by:

Jennifer Ricks, CQI Program Manager

Crystal Sneddon, CQI Analyst



# Table of Contents

Overview.....	Page 4
Site Information.....	Page 5
District Demographics.....	Page 6
Community Metrics.....	Page 7
Service Delivery Data Report Reader's Guide.....	Page 8
Practice Measures.....	Page 9
Service Delivery Data Points.....	Page 9
Lag Measurement: Recurrence of Maltreatment.....	Page 10
Lag Measurement: Reentry to Substitute Care.....	Page 11
Lag Measurement: Maltreatment in Substitute Care.....	Page 12
Lag Measurement: Placement Stability.....	Page 13
Lag Measurement: Permanency in 12 Months.....	Page 14
Lag Measurement: Permanency in 12-23 Months.....	Page 15
Lag Measurement: Permanency in 24+ Months.....	Page 16
Lag Measure Performance Matrix.....	Page 17
Service Delivery Point: Protective Services Dispositions.....	Page 18
Service Delivery Point: Removals and Discharges.....	Page 18
Service Delivery Point: Reasons for Removal.....	Page 18
Lead Measure: Timeliness of Investigations.....	Page 19
Lead Measure: Efforts to Prevent Removal.....	Page 20
Lead Measure: Sufficient Information Gathered for Assessment.....	Page 21
Lead Measure Risk and Safety Assessment.....	Page 22
Lead Measure: Impending Danger Safety Threat Identification.....	Page 23
Lead Measure Moderate to High Needs (M2HN) Determination.....	Page 24
Lead Measure Ongoing Safety Plan Accuracy & Sufficiency.....	Page 25
Lead Measure: Median Length of Stay at Permanency.....	Page 26
Lead Measure: Appropriate and Timely Permanency Plans.....	Page 27
Lead Measure: Family Engagement in Case Planning.....	Page 28
Lead Measure: Efforts to Achieve Permanency.....	Page 29
Lead Measure: Preserving Cultural Connections.....	Page 30
Service Delivery Point: ICWA Addendum 1270 Form.....	Page 31
Service Delivery Point: ICWA Addendum Regional ICWA Specialist.....	Page 32
Service Delivery Point: ICWA Addendum Placement Preference.....	Page 32
Lead Measure: Stability of Substitute Care Placement.....	Page 33
Lead Measure: Needs Assessment and Services to Resource Families.....	Page 34
Lead Measure: Kith/Kin Placement.....	Page 35

# Table of Contents

Lead Measure: Sibling Placement.....	Page 36
Lead Measure: Family Time.....	Page 37
Lead Measure: Relationship of Child in Care with Parents.....	Page 38
Lead Measure: Face to Face Contact with Parent.....	Page 39
Lead Measure: Needs Assessment & Services for Parent.....	Page 40
Lead Measure: Face to Face Contact with Child.....	Page 41
Lead Measure: Needs Assessment & Services for Child.....	Page 42
Lead Measure: Timeliness to Jurisdiction.....	Page 43
Lead Measure: Child Well-Being: Education.....	Page 44
Lead Measure: Child Well-Being: Medical/Dental.....	Page 45
Lead Measure: Child Well-Being: Mental Health.....	Page 46
Lead/Lag Measurement Matrix.....	Page 47
Glossary.....	Page 48
Appendix A.....	Page 52
Appendix B.....	Page 53

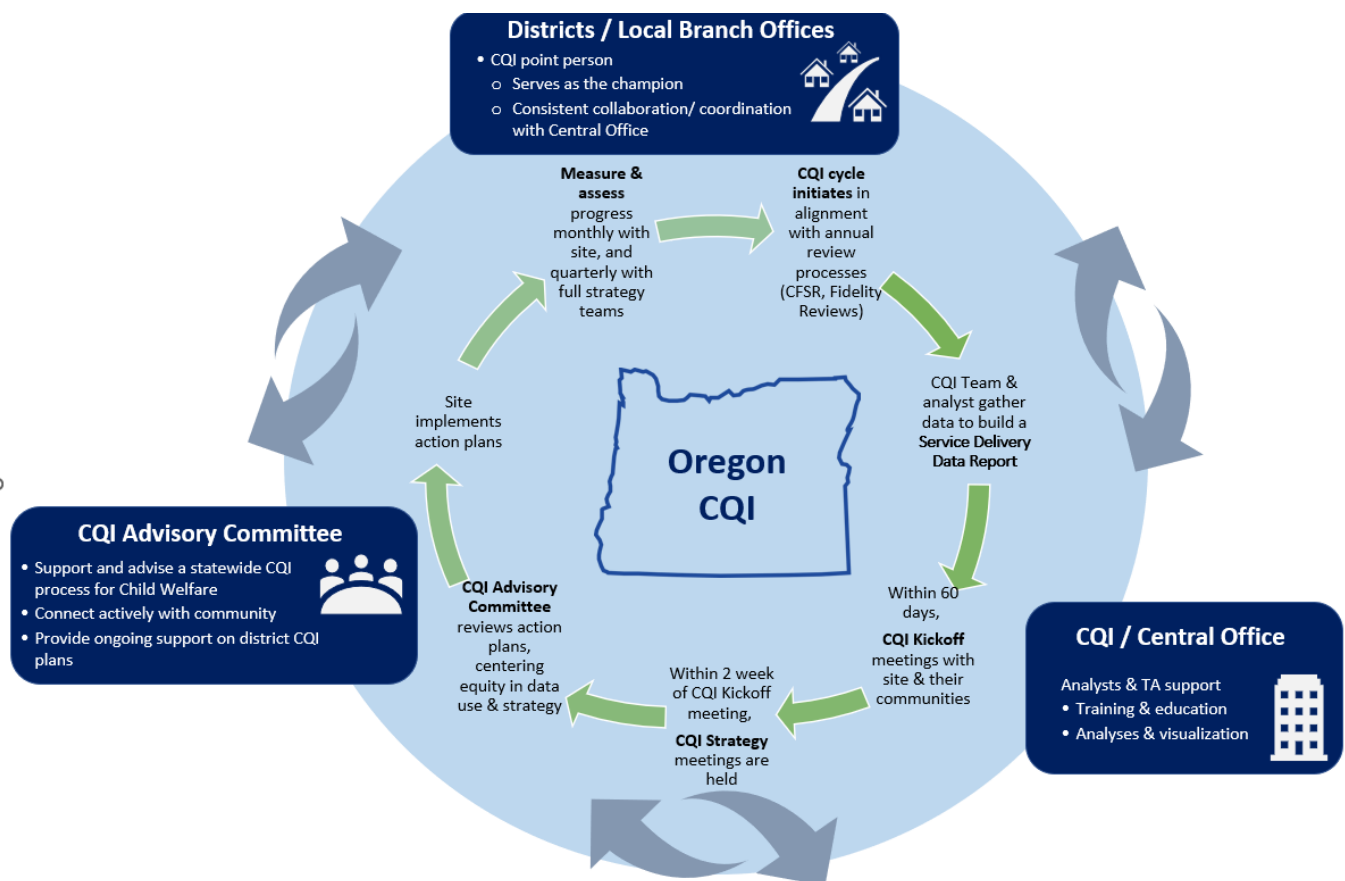
# Child Welfare Service Delivery Data Report

The purpose of the Service Delivery Data Report is to understand how Oregon Department of Human Services (ODHS) Child Welfare Division and the child caring community are serving our children and families. This report is tailored for Douglas County so that you can understand how your county is serving children and families. This report includes information about services to keep children together with their families. It also includes important information about how well children are served when they are separated from their families and how quickly they are reunified.

The Child Welfare Continuous Quality Improvement (CQI) program curates this report as part of the effort to improve the experience of children and families when they have to engage with the Child Welfare system. The CQI program uses research and data to track trends and areas for growth. ODHS Child Welfare cannot identify and solve problems in our service delivery alone and must include insight and involvement from Tribes in Oregon, community partners, and people with lived experience.

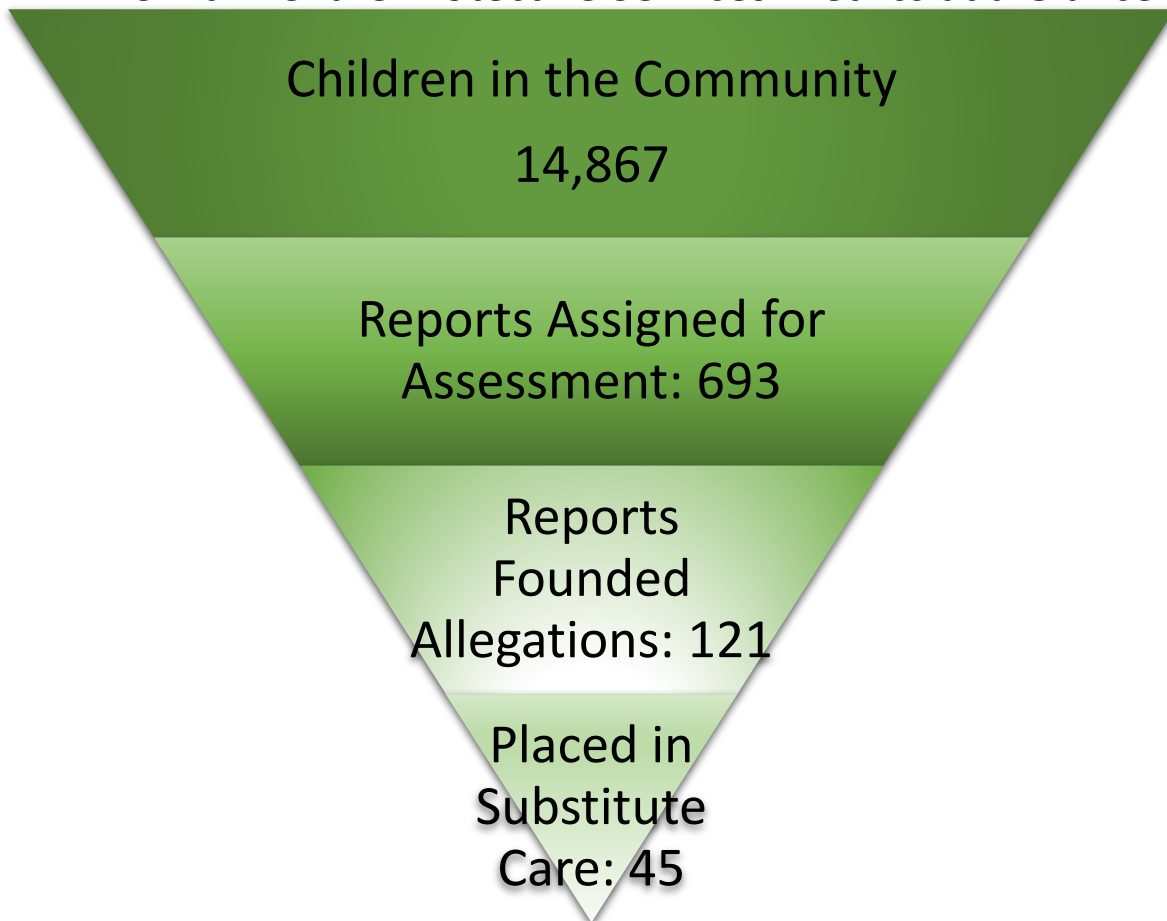
Our CQI work centers equity, not only in our service delivery but also in our use of data. The CQI process and system are rooted in the [Child Welfare Vision for Transformation](#). We are committed to the following Data Equity Vision Statement in our improvement approach.

*In collaboration with our community, ODHS Child Welfare is committed to cultural respect, community representation, accountability, integrity, privacy, responsibility and transparency in the collection and utilization of data in child welfare. ODHS Child Welfare will advance and embed equity through the use of racial equity and social justice tools. ODHS Child Welfare is accountable to children and families and the communities that serve them to ensure consistent, accurate, inclusive, and transparent data reporting and analysis. We invite our communities to join in this commitment.*

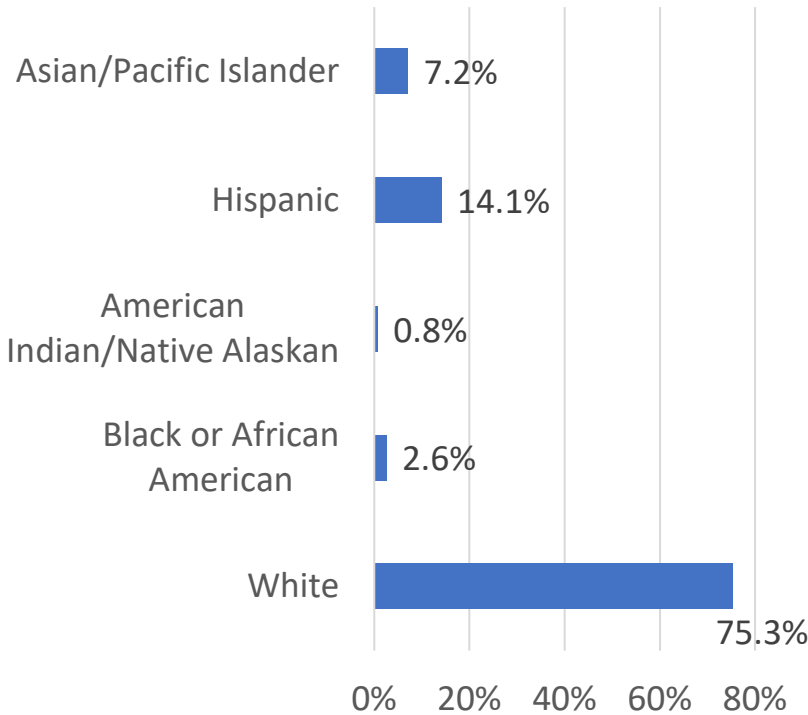


Site Information	
District, County:	District 4, Benton County
Local Tribes in Oregon:	Confederated Tribes of Grand Ronde; Confederated Tribes of Siletz Indians
Leadership	Belite Burke, District Manager Alex Jackson, Program Manager
Management Team: <i>*Note some of these are shared and there are 4 supervisors in Corvallis</i>	Protective Services Supervisors: 1 Permanency Supervisors: 1 Certification Supervisors: 1 Office Managers: 1 Family Time Manager: 1
Local Office Staff positions allocated as of August 2023.  <i>Additional vacancies may exist</i>	Protective Services Workers: 8.5 Perm Workers: 8 Certification Workers: 1.3 Meeting Facilitators: 0.5 Family Time Coordinators: 3 Case Aides: 2 Coaching and Training Specialists: 1.63 Adoption Workers: 0.4 Business Staff: 6.5

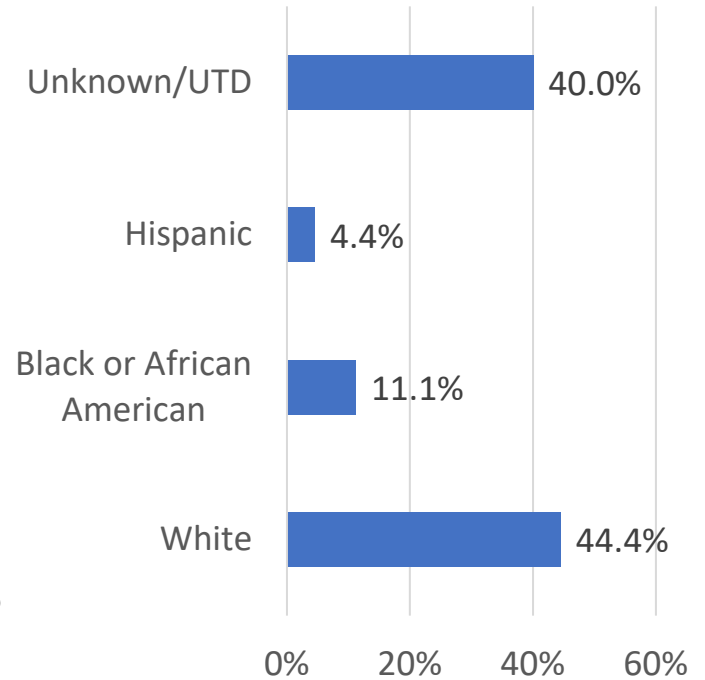
### Child Welfare Protective Services Metrics at a Glance



Benton County Child Population by Racial Group



Children Who Entered Substitute Care August 2022-August 2023



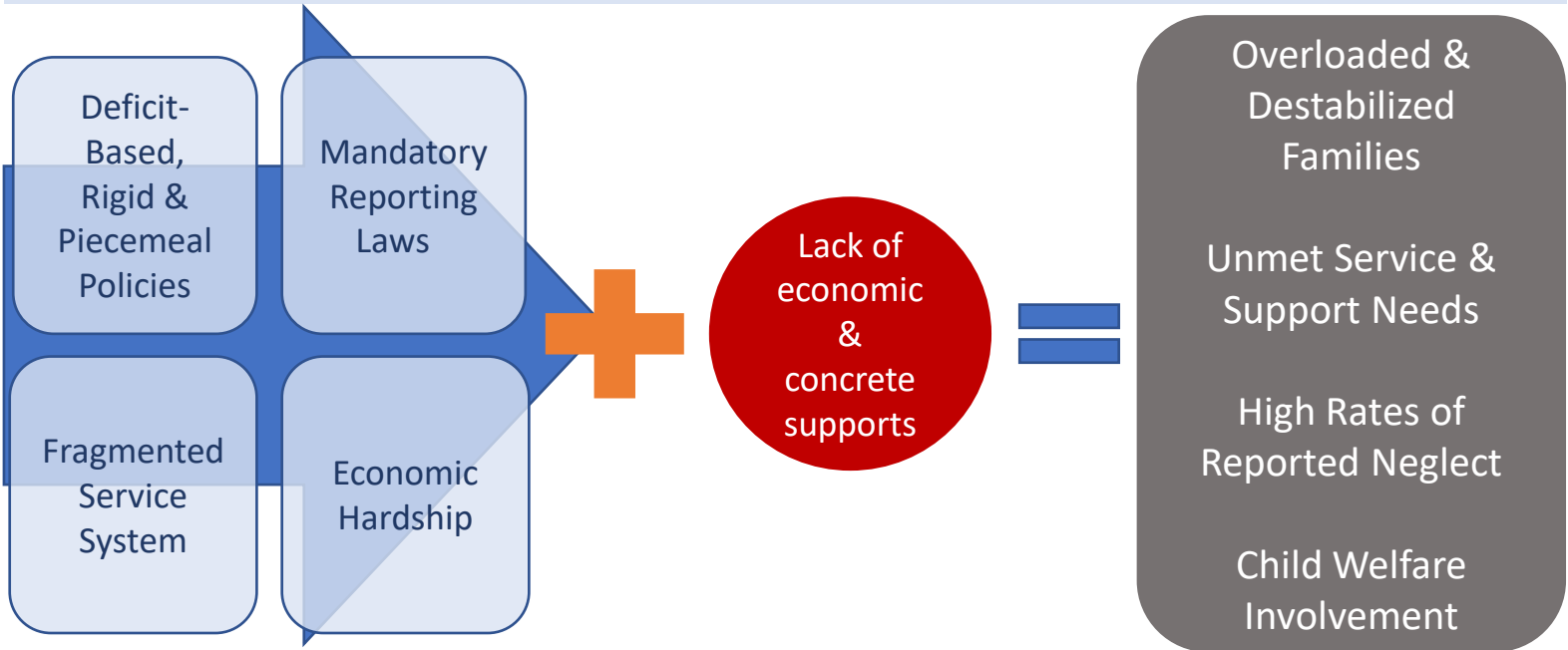
Source: Easy Access to Juvenile Populations

ROM CM.18 Drill Down

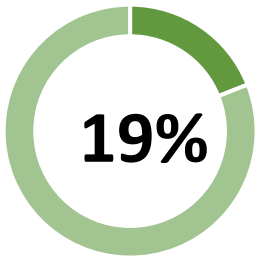
The community child population of Benton County, broken down by racial and ethnic demographics is displayed in the graph to the left above. In Benton County 75.3% of population identifies as white. The graph above to the right displays the percent of children who entered substitute care during the period under review broken down racial and ethnic demographics.

Disproportionality can include both overrepresentation and underrepresentation of children in substitute care. There can be multiple factors that contribute to both under- and over-representation. In Benton County, Black or African American children make up 2.6% of the population but represent 11.1% of the children who entered substitute care during the period under review. Similarly, Hispanic children make up 14.1% of the total child population but represent 4.4% of the children who entered substitute care during the period under review.

## Community Metrics



Understanding the overrepresentation, or underrepresentation, of children of color, or disproportionality, is important because it is based on several other factors that make children and families more likely to be reported to Child Welfare Services.



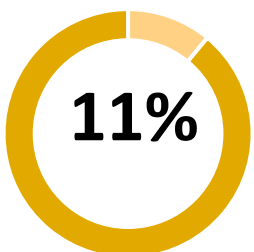
Households under 200% poverty

Poverty in the US is measured in terms of the federal poverty line. The poverty line is a threshold level. In other words, a level of income which you are either above (out of poverty) or below (in poverty). The poverty line varies for how many people are in a household. For example, the federal standard for a family of four is \$27,750/year.



# of Hours Worked/Week to Afford a 2Bdrm Apt at Minimum Wage

This means that a person in Benton County would need to work more than two full-time jobs at minimum wage to afford a 2-bedroom apartment or have two adults working full-time at minimum wage. This does not factor in the cost of childcare, utilities, food, and other necessities.



% of families accessing SNAP benefits

The Supplemental Nutrition Assistance Program (SNAP), is designed to support families, by supplementing their food budget so they can purchase healthy food and move towards self-sufficiency. In Benton County, 11% of the residents are receiving SNAP benefits. As an entire state, Oregon's rate of people accessing SNAP benefits is 17%

Data and metrics outlined in this report are gathered from multiple sources that look at quality of case practice. These include Child and Family Service Reviews (CFSR), Child Protective Services Fidelity Reviews, Permanency Fidelity Reviews, and Certification Reviews. The report also contains quantitative data which is data based on information entered into Child Welfare's Management Information System and reported by ORKIDS, ROM (Results Oriented Management), ORRAI (Office of Reporting, Research, Analytics and Implementation), and Oregon Circuit Courts Juvenile Dependency Statistics. All reports represent the period of July 2022-July 2023, unless otherwise noted. Qualitative metric data visuals each include a specific *n* to indicate the number of cases reviews included in the evaluation of case practice. The CFSR measures' sample sizes may include additional ICWA (Indian Child Welfare Act) cases. The term "Deep Dive" is used when reviewing qualitative data and "Big Picture" is used when reviewing quantitative data.

The metrics are broken out into three categories, listed and defined below. Metric categories can be identified in the color of the header for the measurement, as well as by category name..

### Federal (Lag) Measures

**Lag measures** are data points that have already happened. They are long-term and show the change that occurs over a long period of time. There are seven measures that are tracked and reported by Oregon Child Welfare to the federal government; they are available to view via a public dashboard, <https://www.oregon.gov/dhs/Data/Pages/CW-FPMs.aspx>. All states and Child Welfare jurisdictions work to meet the federal standards. Lag measures are impacted by lead measures. In this report, lag graphs contain colored boxes that indicate if the goal is to stay below a standard (green) or above the standard (red).

There is a federal standard for each lag measurement. The standards are reevaluated and adjusted based on performance across all jurisdictions. You may note that the federal standards have changed since 2022. Changes to the standards are reflected for each measure and are a result of the Federal CFSR Round 4.

Recurrence of  
Maltreatment

Reentry to Substitute  
Care

Maltreatment in  
Substitute Care

Placement Stability

Permanency in 12mo

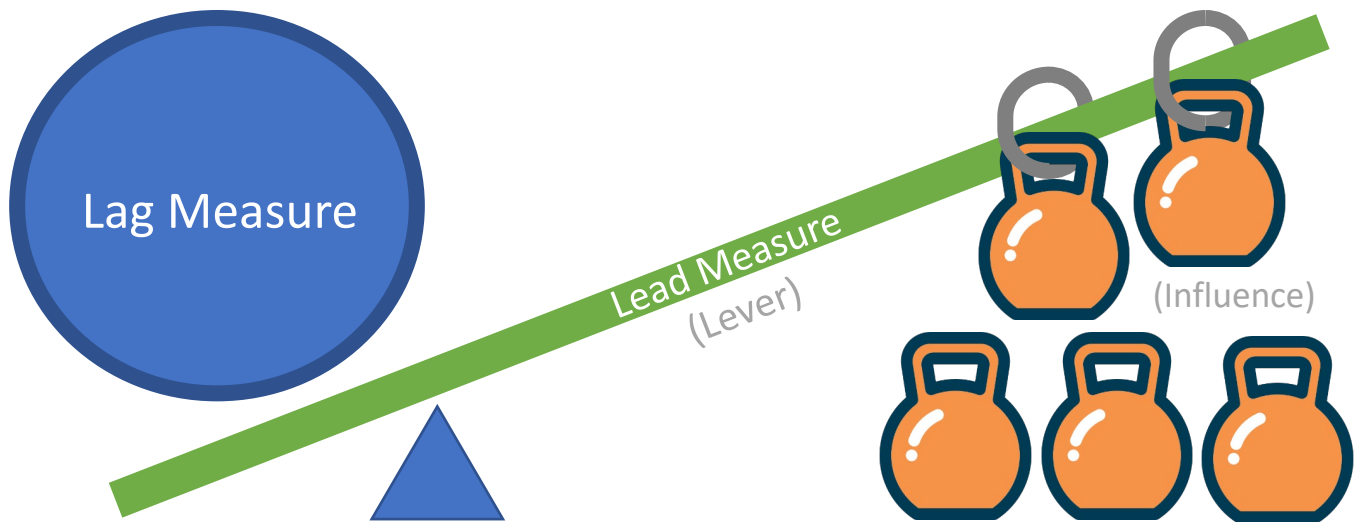
Permanency in 12-23mo

Permanency in 24+mo



## Practice (Lead) Measures

**Lead measures** are metrics that impact lag measures over time and can be tracked in the short term. Based on research, we know that lead measure directly impacts lag measures; in order to make changes to the lag measures, lead measures, or practice measures, can be used as a lever – by focusing on supporting and enhancing practice, the adjustment to the lead measure moves the lag measure over time. Lead measures can be tracked with a shorter lens and plan to impact them can be adjusted as needed.



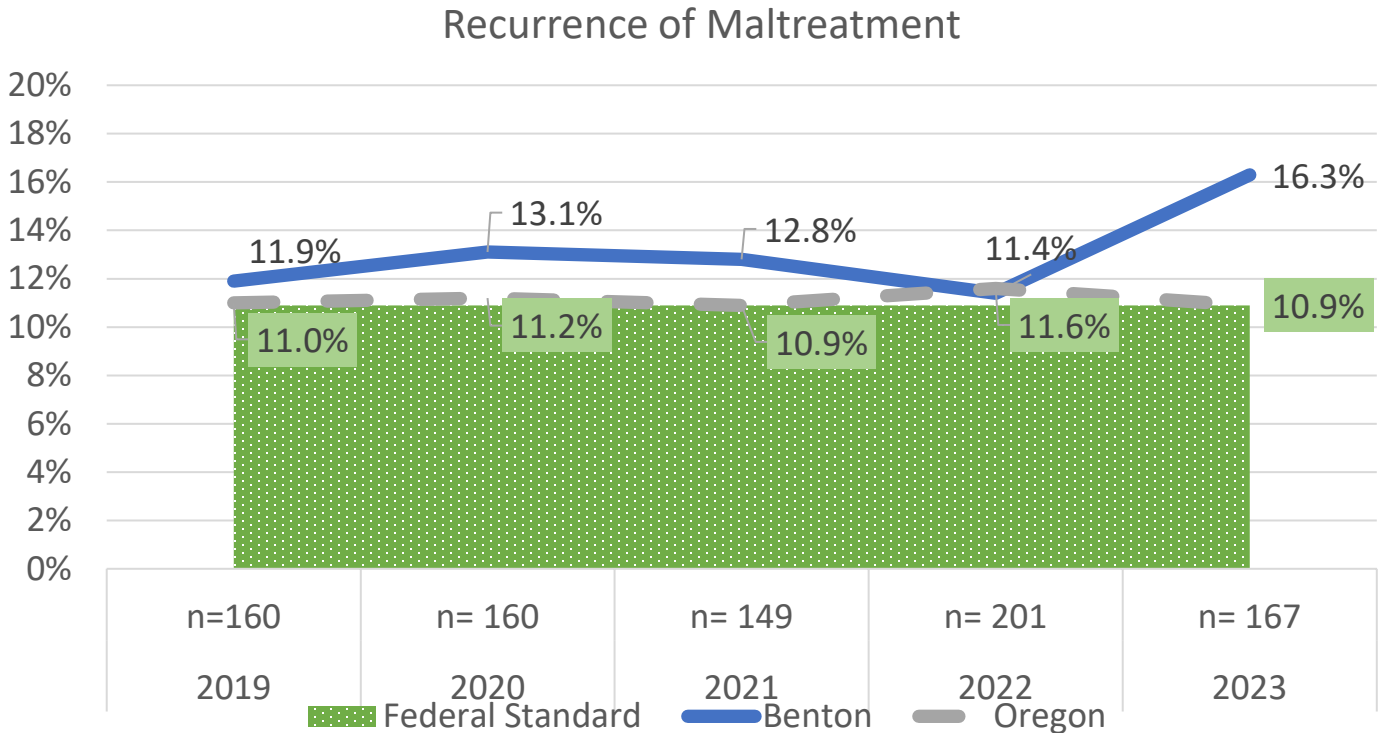
This report outlines many lead measures and identifies the lag measure(s) they impact. There is a row with the seven lag measures listed for each lead below the heading of the metric, highlighting which of the lags are impacted. As a lead measure may impact more than one lag measure, some lead measures have more than one lag measure highlighted to note the various impacts.

## Service Delivery Points

**Service delivery points** are included in this report to provide supplemental information and metrics related to how families and children are experiencing Child Welfare. These metrics do not impact the lag measures, but instead, help tell the story of service delivery during the period under review.

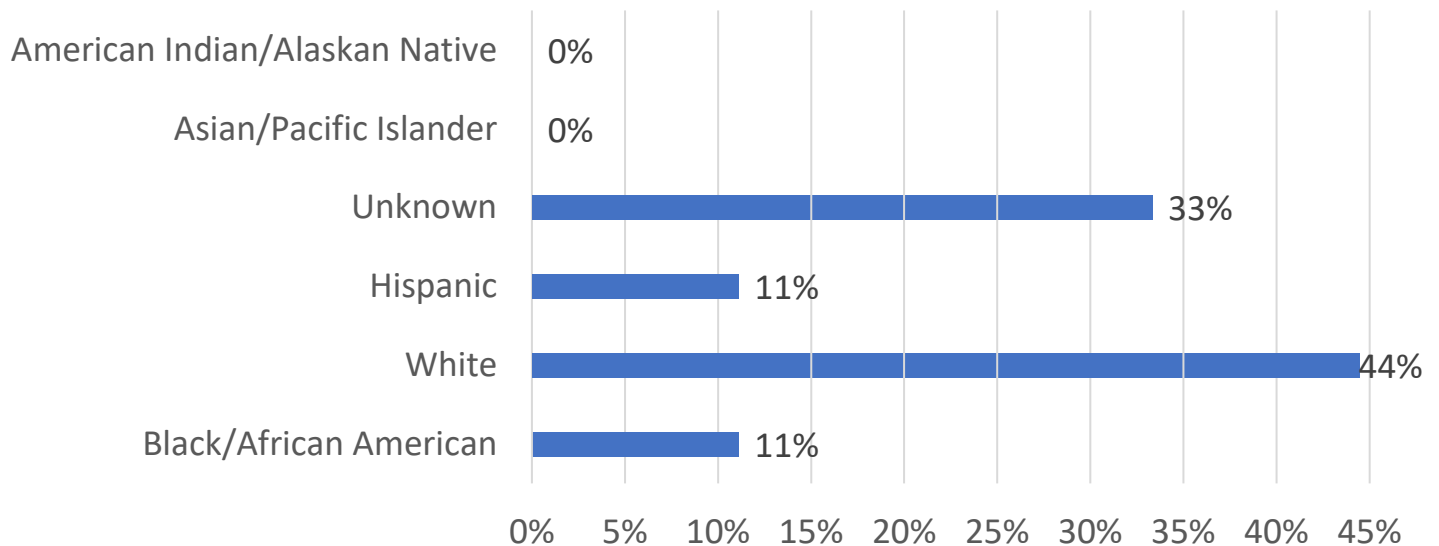
## Lag Measure: Recurrence of Maltreatment

Recurrence of Maltreatment measures the rate at which children who were victims of a founded investigations were then named as victims of a subsequent founded abuse report within a 12-month timeframe. The federal standard has been 9.1% for the past 4 years, however, has increased to 9.7% as of June 2023. **The expectation is to not exceed the Federal Standard of 9.7%, represented by the shaded box in the graph below.**

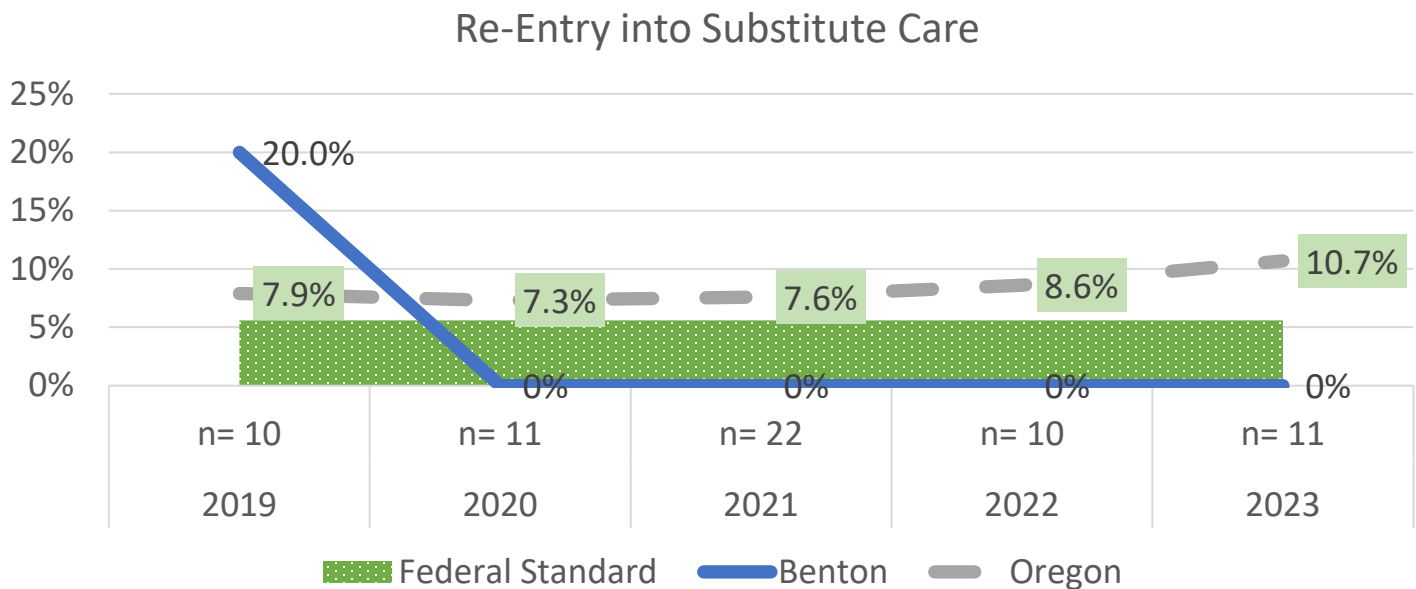


When evaluating which children experience recurrence of maltreatment, it's critical to examine the racial identities of those children so that we can better understand our efforts at addressing disparity. Below is the racial breakdown of children who experienced more than one instance of substantiated abuse during the timeframe measured for this period under review.

### Racial breakdown: Children Who Experienced Recurrence



Re-entry to Substitute Care measures the percentage at which children who have already been placed in substitute care and were returned home within a 12mo timeframe are placed in substitute care again within a subsequent 12mo timeframe of that initial return. The federal standard has been 8.3 for the past 4 years, however, has decreased to 5.6% as of 2023. **The expectation is to not exceed the Federal Standard of 5.6%, represented by the shaded box in the graph below.**



Source: ROM PA.04

When evaluating which children reenter substitute care, it’s critical to examine the racial identities of those children so that we can better understand our efforts at addressing disproportionality. Below is the racial breakdown of children who exited substitute care within 12 months of initial placement and then reentered substitute care within the next 12 months during the timeframe measured for this period under review.

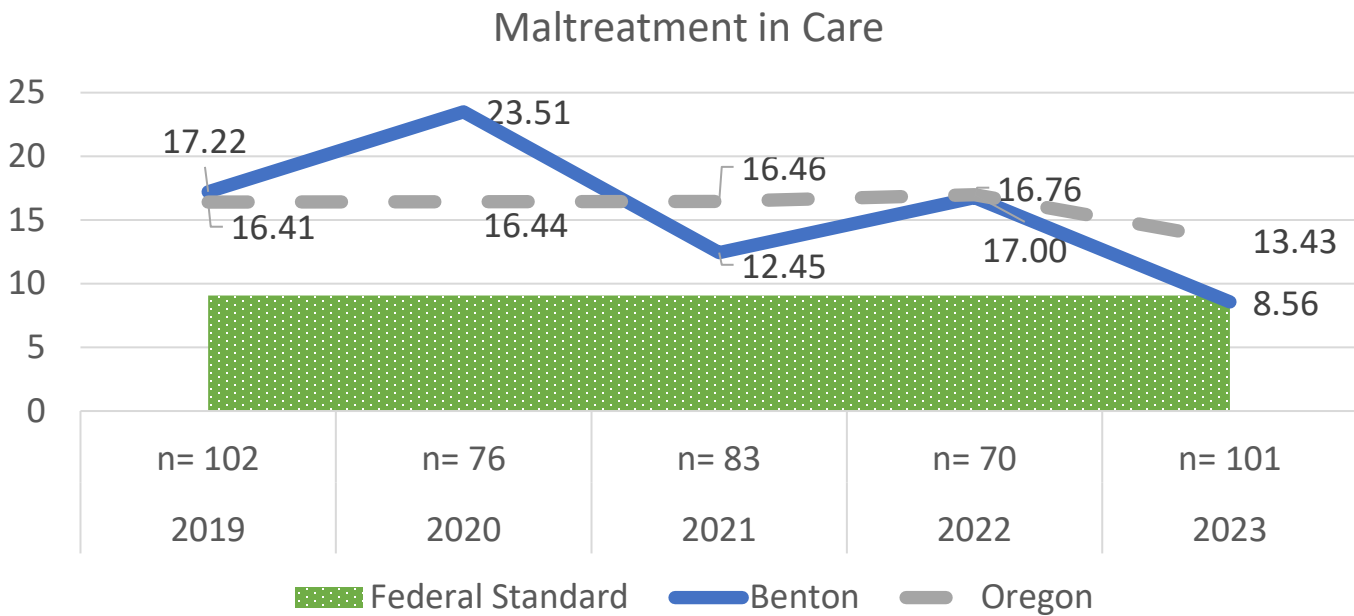
### Racial Breakdown: Children Who Experienced Re-entry

N/A- There is no racial breakdown for Children Who Experienced Re-Entry as there were no children who re-entered care during the PUR for Benton County.

Source: ROM SA.02

## Lag Measure: Maltreatment in Substitute Care

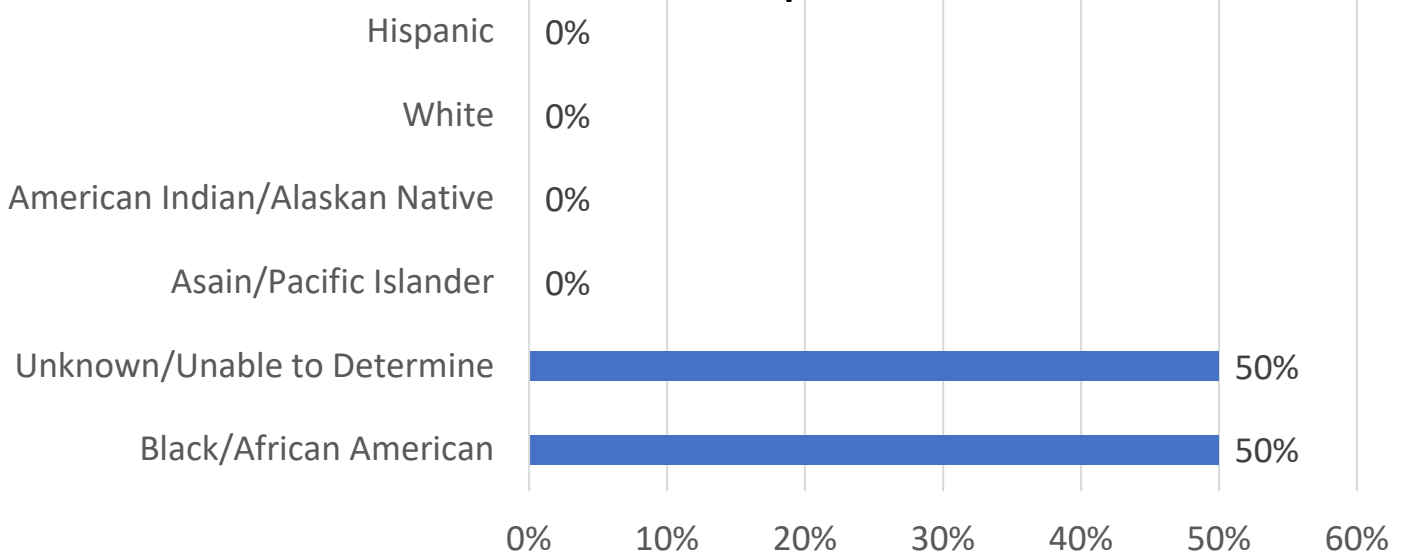
Maltreatment in Substitute Care measures the rate at which there are founded investigations of abuse once a child is in a substitute care placement. This includes safety concerns that occur in ODHS Resource Homes, other Child Caring Agencies or Residential Treatment facilities, as well as reports of historical familial abuse that are disclosed once a child is in substitute care. This measurement is a rate, rather than a percentage. The federal standard has been 8.5 for the past 4 years, however, has increased to 9.07 as of 2023. **The expectation is to not exceed the Federal Standard of 9.07, represented by the shaded box below.**



Source: ROM SA.01

When evaluating which maltreatment in care, it is important to evaluate the identified racial identities of children who experience founded incidents of abuse while in a placement services so that the agency can better understand if and how race and ethnicity play into these instances of abuse.

### Racial Breakdown: Children Who Experienced Maltreatment in Care

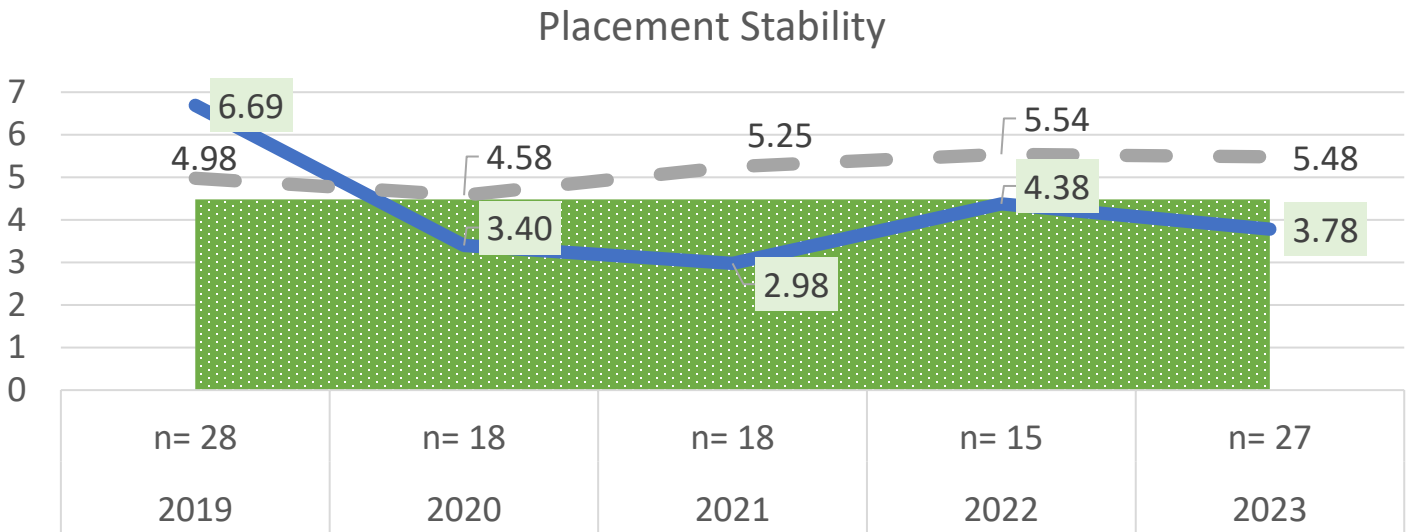


Source: ROM SA.01

## Lag Measure: Placement Stability

Placement Stability measures the rate children who are in substitute care in a 12mo timeframe experience placement changes or moves. This measurement is a rate, rather than a percentage. The rate is calculated by looking at all the children who enter substitute care during a 12-month period, and the rate of placement moves, divided by 1,000 days in care. The federal standard has been 4.1 for the past 4 years, however, has increased to 4.48 as of 2023.

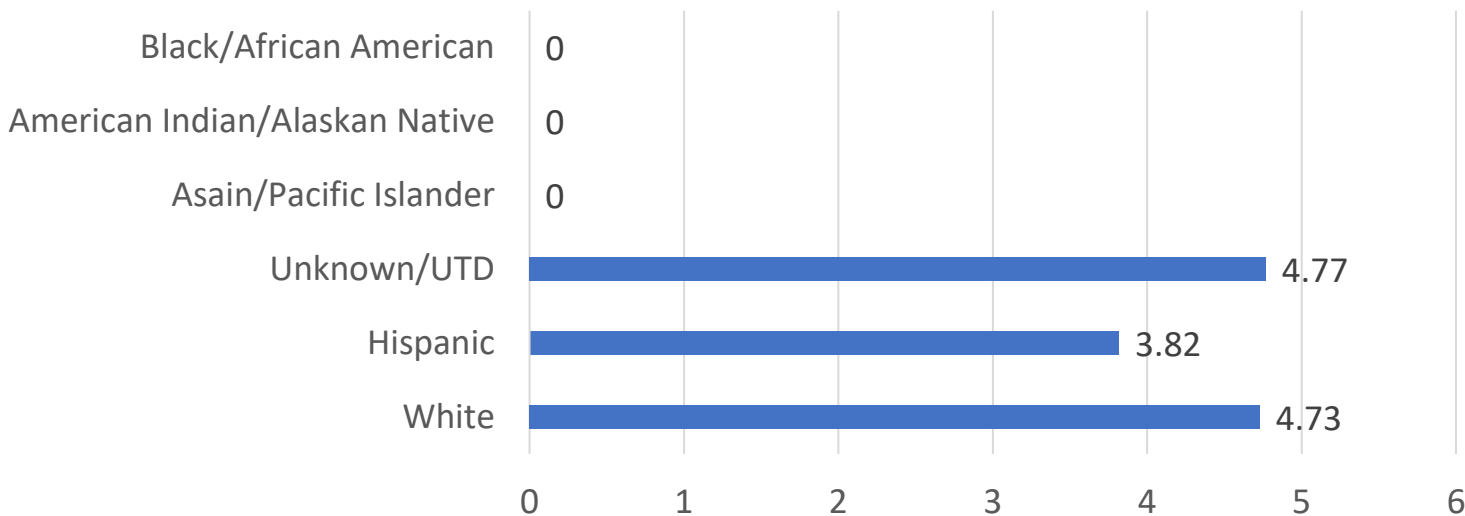
**The expectation is to not exceed the Federal Standard of 4.48, represented by the shaded box in the graph below.**



Source: ROM PA.05 ■ Federal Standard — Benton — Oregon

When looking closer at the rate at which children change substitute care placements, it is important to look at how those rates vary based on the child's identified race. This critical breakdown can help us better understand the disparity between certain racial groups and identify areas that need support to close those gaps. The graph below shows the placement stability rate over the last year broken down by the child's identified racial group.

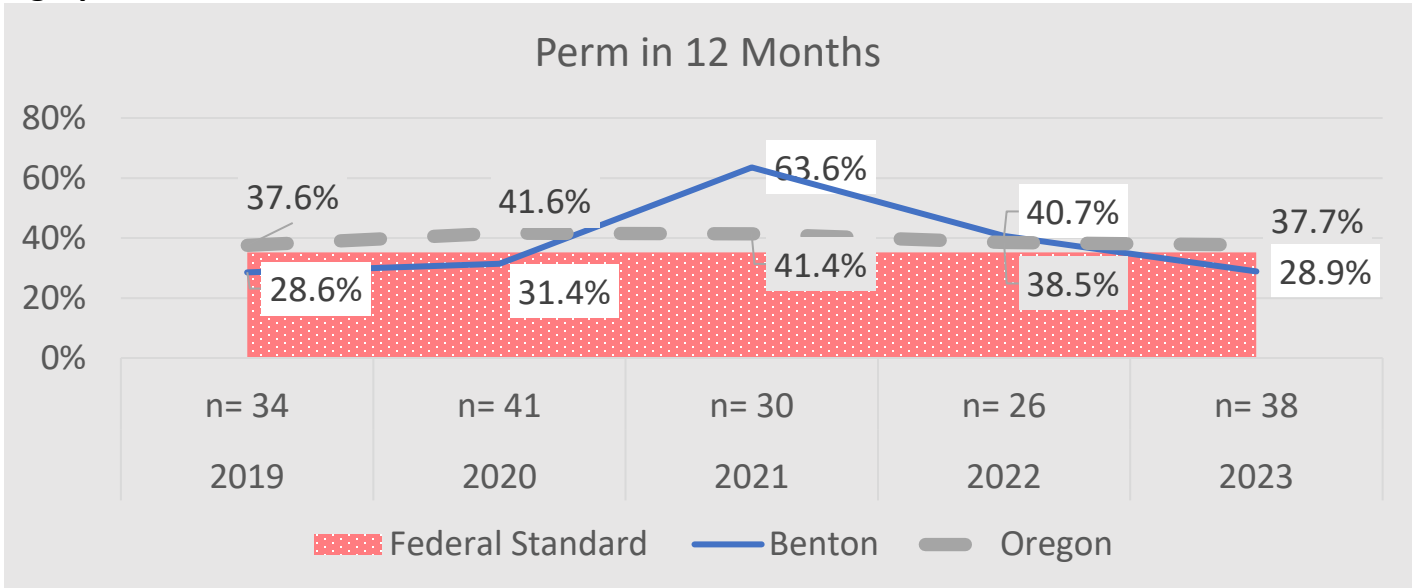
### Racial Breakdown: Placement Stability in Benton County



Source: ROM PA.05

## Lag Measure: Permanency in 12 Months

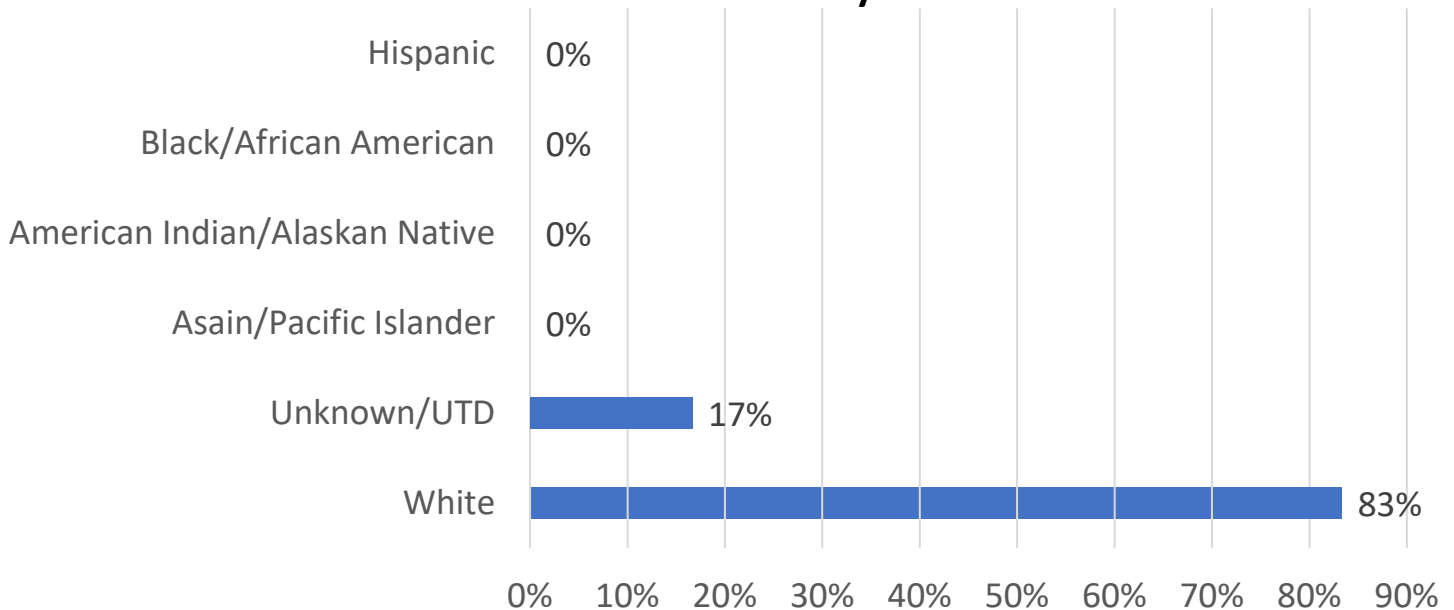
This measurement captures the percentage of children who leave substitute care to a lasting family setting in a 12-month period. This is most often reunification; a safe return home within 12 months of their entry to substitute care. The federal standard has been 40.5 for the past 4 years, however, has decreased to 35.2% as of 2023. **The expectation is to remain above the Federal Standard of 35.2%, represented by the shaded box in the graph below.**



Source: ROM PA.01

When evaluating which children for whom Child Welfare achieves permanency at certain timeframes, it's critical to examine the racial identities of those children so that we can better understand our efforts at addressing disproportionality and disparity. Below is the racial breakdown of children who had been in substitute care for less than 12 months on the first day of the PUR for whom permanency was achieved over the next 12 months.

### Racial Breakdown: Children Who Gained Permanency in 12 Months or Less

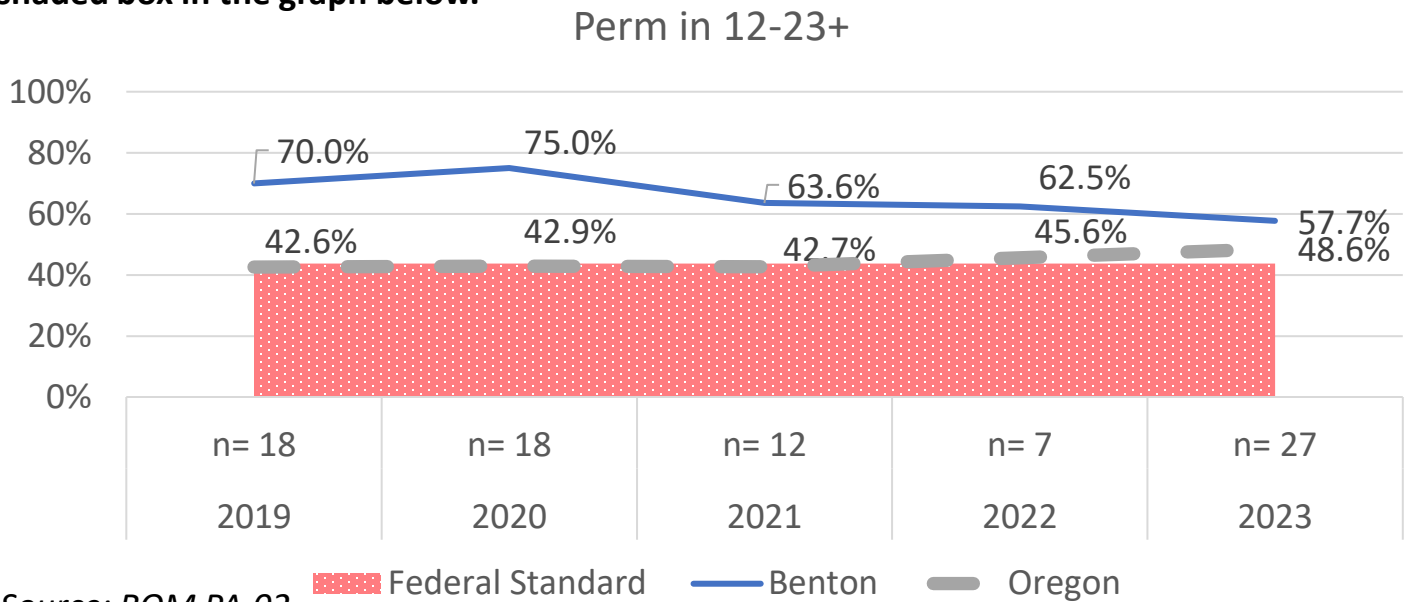


Source: ROM PA.01

## Lag Measure: Permanency in 12-23 Months

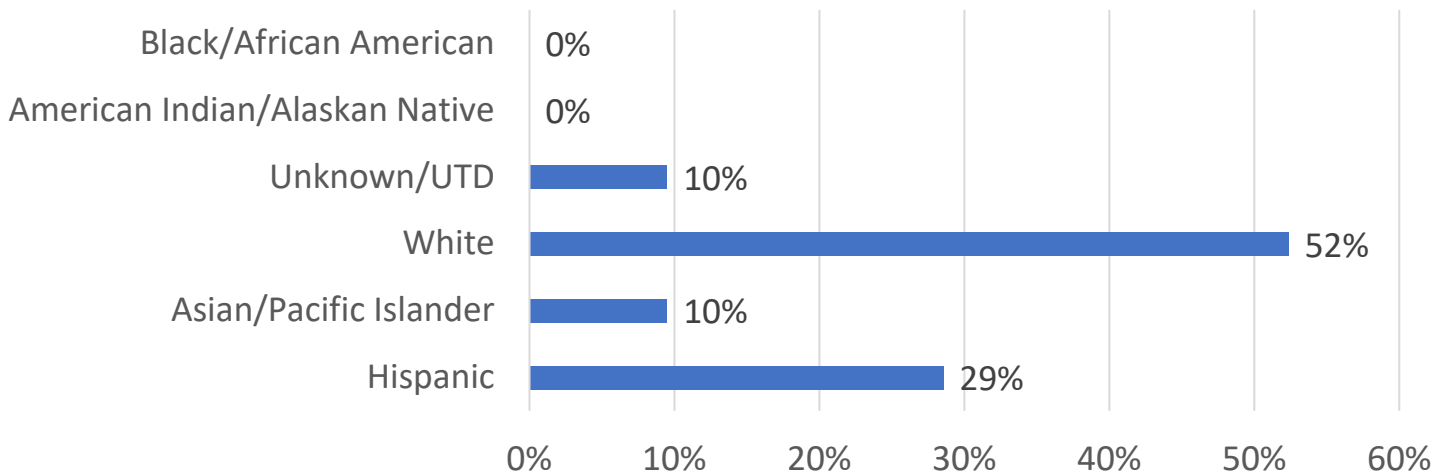
This measurement captures the percent of children who leave substitute care to permanency in a 12–23-month timeframe. This lag is set up in alignment with ASFA timelines and is meant to capture the number of guardianships finalized. Achieving permanency in this cohort of children often includes reunification as well. The federal standard has been 43.6% for the past 4 years, however, has increased to 43.8% as of 2023.

**The expectation is to remain above the Federal Standard of 43.6%, represented by the shaded box in the graph below.**



When evaluating which children for whom Child Welfare achieves permanency at certain timeframes, it's critical to examine the racial identities of those children so that we can better understand our efforts at addressing disproportionality and disparity. Below is the racial breakdown of children who had been in substitute care for 12 months to 23 months on the first day of the PUR for whom permanency was achieved over the next 12 months.

### Racial Breakdown: Children Who Gained Permanency in 12-23 Months

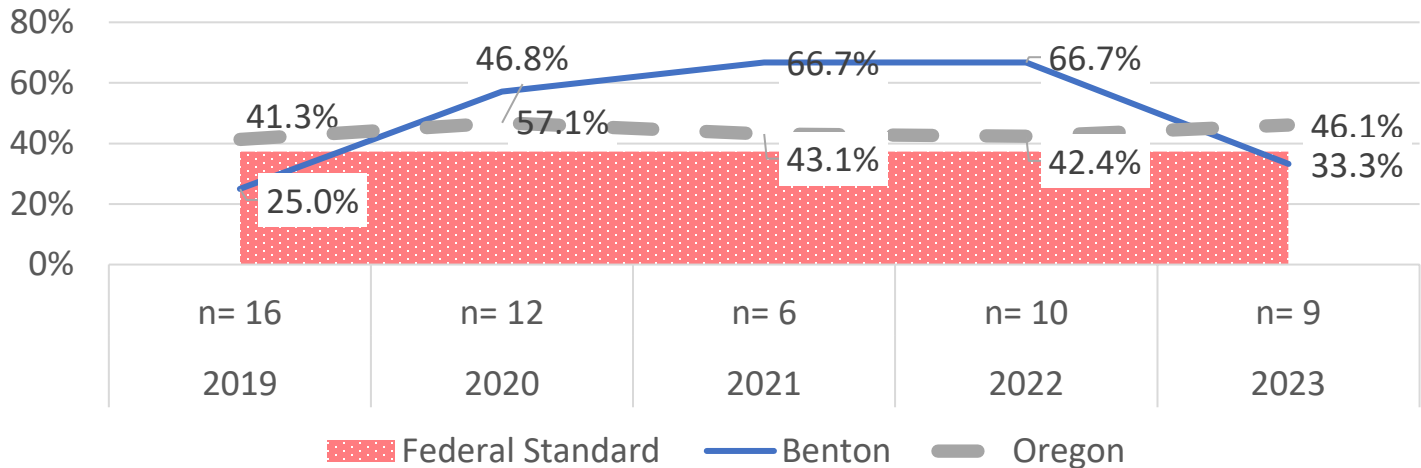


## Lag Measure: Permanency in 24+ Months

This measurement captures the percent of children who leave substitute care to permanency in a 24-month timeframe or longer. This lag is set up in alignment with ASFA timelines and is meant to capture the number of adoptions finalized. Achieving permanency in this cohort of children may also include guardianships, other permanent planned living arrangements, and emancipation. The federal standard has been 30.3% for the past 4 years, however, has increased to 37.3% as of 2023.

The expectation is to remain above the Federal Standard of 30.3%, represented by the shaded red box in the graph to the below.

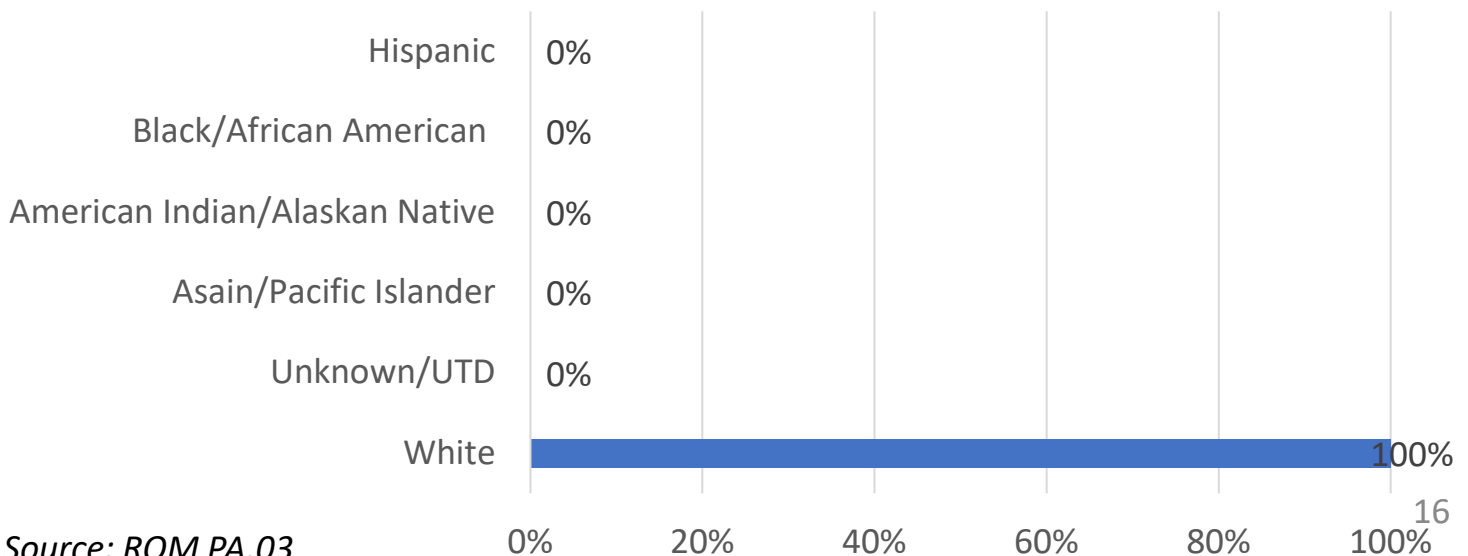
Perm in24+



Source: ROM PA.03

When evaluating which children for whom Child Welfare achieves permanency at certain timeframes, it's critical to examine the racial identities of those children so that we can better understand our efforts at addressing disproportionality and disparity. Below is the racial breakdown of children who had been in substitute care for 24+ months on the first day of the PUR for whom permanency was achieved over the next 12 months.

### Racial Breakdown: Children Who Gained Permanency in 24+ Months



Source: ROM PA.03

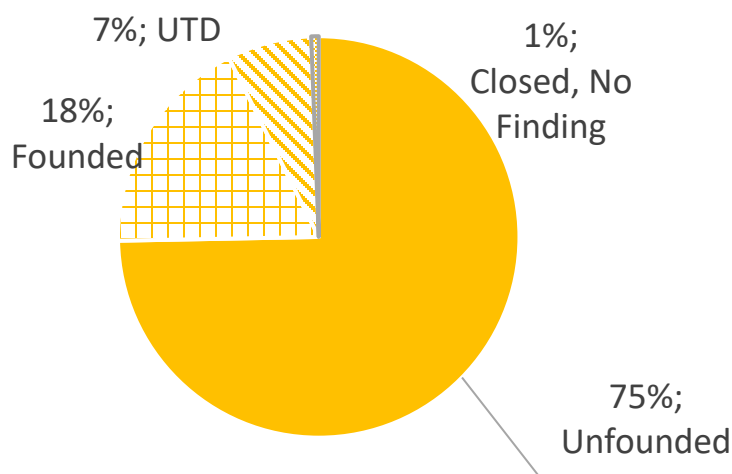


## Lag Measure Performance Table

Federal Measurement	OR	Benton County	Federal Standard	By how much?	
Recurrence of Maltreatment	10.9%	16.3%	9.7%	Over the federal standard by	6.6%
Re-Entry into Substitute Care	11.1%	0.0%	5.6%	Under the federal standard by	11.1%
Maltreatment in Care	13.7	8.56	9.07	Under the federal standard by	0.47
Placement Stability	5.52	3.78	4.48	Under the federal standard by	0.7
Permanency in 12 Months	37.7%	28.9%	35.2%	Under the federal standard by	3.6%
Permanency in 13-23 Months	47.9%	57.7%	43.8%	Over the federal standard by	34%
Permanency in 24+ Months	41.0%	33.3%	37.3%	Under the federal standard by	4%

## Service Point: Protective Service Assessment Dispositions

Each assessment is closed with a “disposition,” or finding, determining if abuse occurred or not. Of the allegations that were assigned for CPS investigation, 75% of them are unfounded, meaning no abuse occurred; 18% of assessments result in a founded disposition, meaning that there was evidence of abuse; 7% of assessments were coded as Unable to Determine, meaning there are some indications of abuse having occurred but not enough to reach a founded disposition. The final 1% were closed with no assessment.



Source: ROM CPS.01

## Service Point: Removals and Discharges

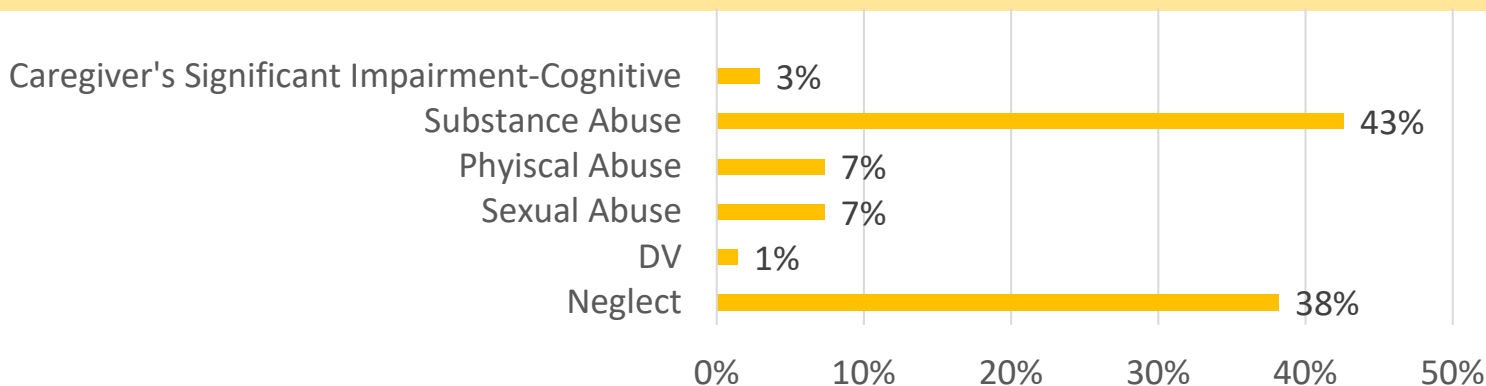
45 Children Entered Substitute Care

39 Children Exited Substitute Care

Benton County responded to 693 assessments between August 2022-August 2023 and worked with families to understand concerns for child safety. Caseworkers worked to support families with services and safety plans, placing children in substitute care only when there was no other option to ensure safety. **From August 2022 to August 2023, Benton County placed 45 children in substitute care. During the same period, 39 children exited substitute care.**

Source: ROM CM.18

## Service Point: Removal Reasons



Source: ROM OR.06

Caseworkers respond to concerns for abuse as outlined by the Oregon Revised Statute, which defines what is considered abuse. The graph above shows the types of abuse occurring in families in which children had to be removed and placed in substitute care. While most of this report focuses on service delivery, this data helps illustrate the concerns in the community.

## Lead Measure: Timeliness of Investigations

Recurrence of MalTx

Reentry to sub-care

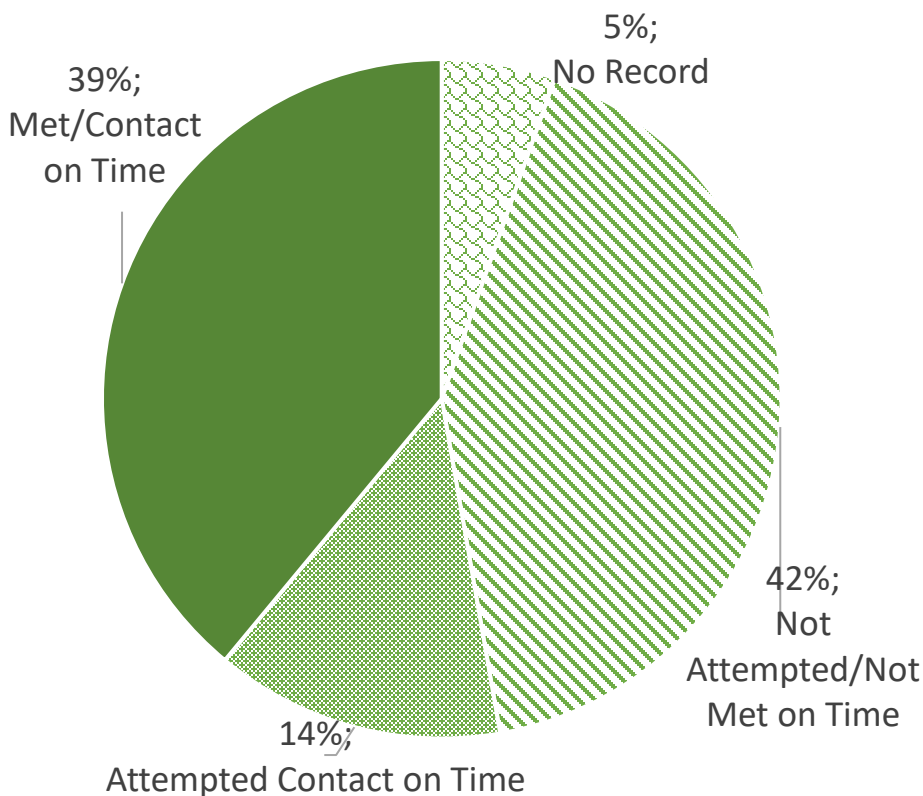
MalTx in sub-care

Placement Stability

Perm in 12 months

Perm in 12-23 months

Perm in 24+ months



CPS workers are responding within assigned timelines to concerns of child safety, connecting with families quickly to set up supports and understand the factors that led to the call of concern. Timelines for contact are 24 hours (present danger), 72 hours (impending danger) and 10 days (no danger occurring).

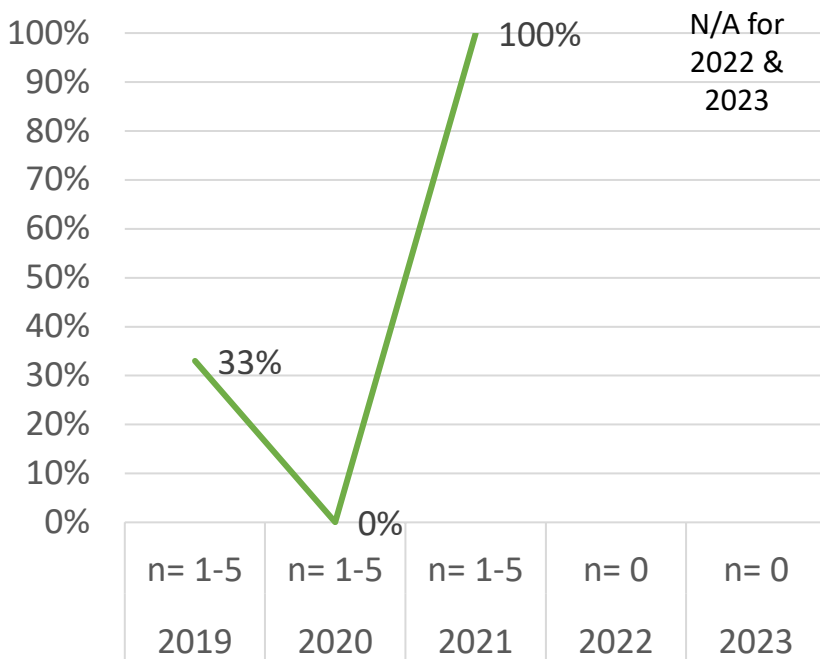
**The Big Picture data to the left shows that caseworkers met the timelines for actual contact in 39% of the cases.**

Source: CW SA 2025 (ORRAI)

**The Deep Dive data, to the right, shows performance over the last 5 years for Benton County, regarding timely initial contact with families in the cases reviewed for which the measure applied.**

**This measurement also looks at the total efforts of the agency to make contact within timelines.**

### Timeliness to Investigation



Source: CFSR Item 1

## Lead Measure: Efforts to Prevent Removal

Recurrence of MalTx

Reentry to sub-care

MalTx in sub-care

Placement Stability

Perm in 12 months

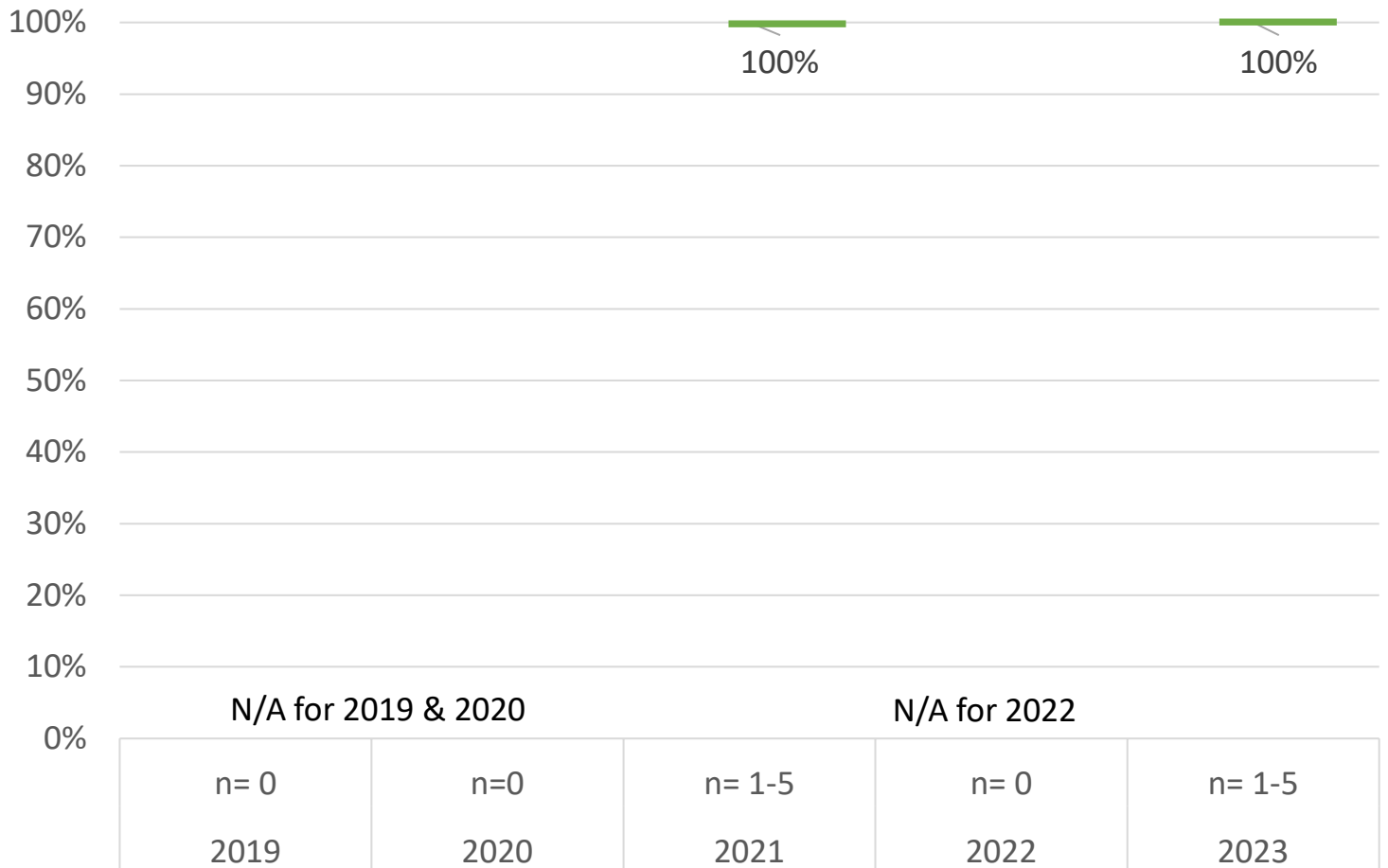
Perm in 12-23 months

Perm in 24+ months

Caseworkers are working diligently to keep children at home with support instead of removing them whenever possible, including after they return home and may face re-entry. They are focused on getting parents or children into services designed to support the family as quickly as possible.

**The Deep Dive data below shows performance trends regarding efforts to provide services to prevent removal in the cases reviewed for which the measure was applied over the last 5 years. \*Please note: there were no applicable cases in 2019, 2020, 2022**

### Deep Dive: Services to Prevent Removal



Source: CFSR Item 2

## Lead Measure: Sufficient Information Gathered for Assessment

Recurrence of MaTx

Reentry to sub-care

MaTx in sub-care

Placement Stability

Perm in 12 months

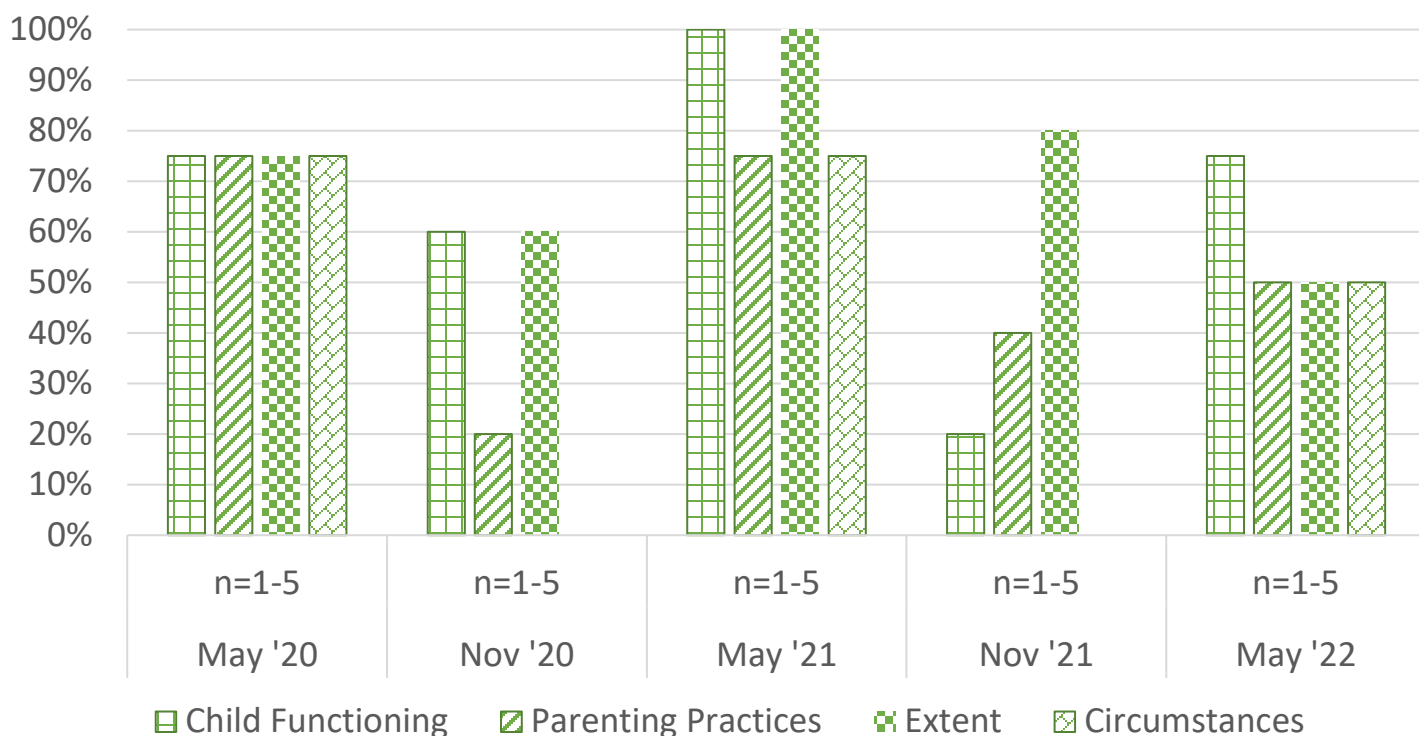
Perm in 12-23 months

Perm in 24+ months

When working with families to understand more about the safety concerns, CPS workers are gathering information about routines, supervision, and parenting expectations; they are asking about attachment, bonding, and empathy. Workers are asking about each child's specific needs, developmental tracks, personalities, and relationships, as well as the extent (what happened, when did it happen, where did it happen, and who was involved) and circumstances (why did it happen, what contributed to it happening?) of abuse.

**The case review data below shows information regarding how often Benton County has gathered sufficient information to make a safety decision in six areas of the assessment over the last 5 reviews.**

### Deep Dive: Gathering Sufficient Information



Source: CPS Fidelity Reviews

Recurrence of MaTx

Reentry to sub-care

MaTx in sub-care

Placement Stability

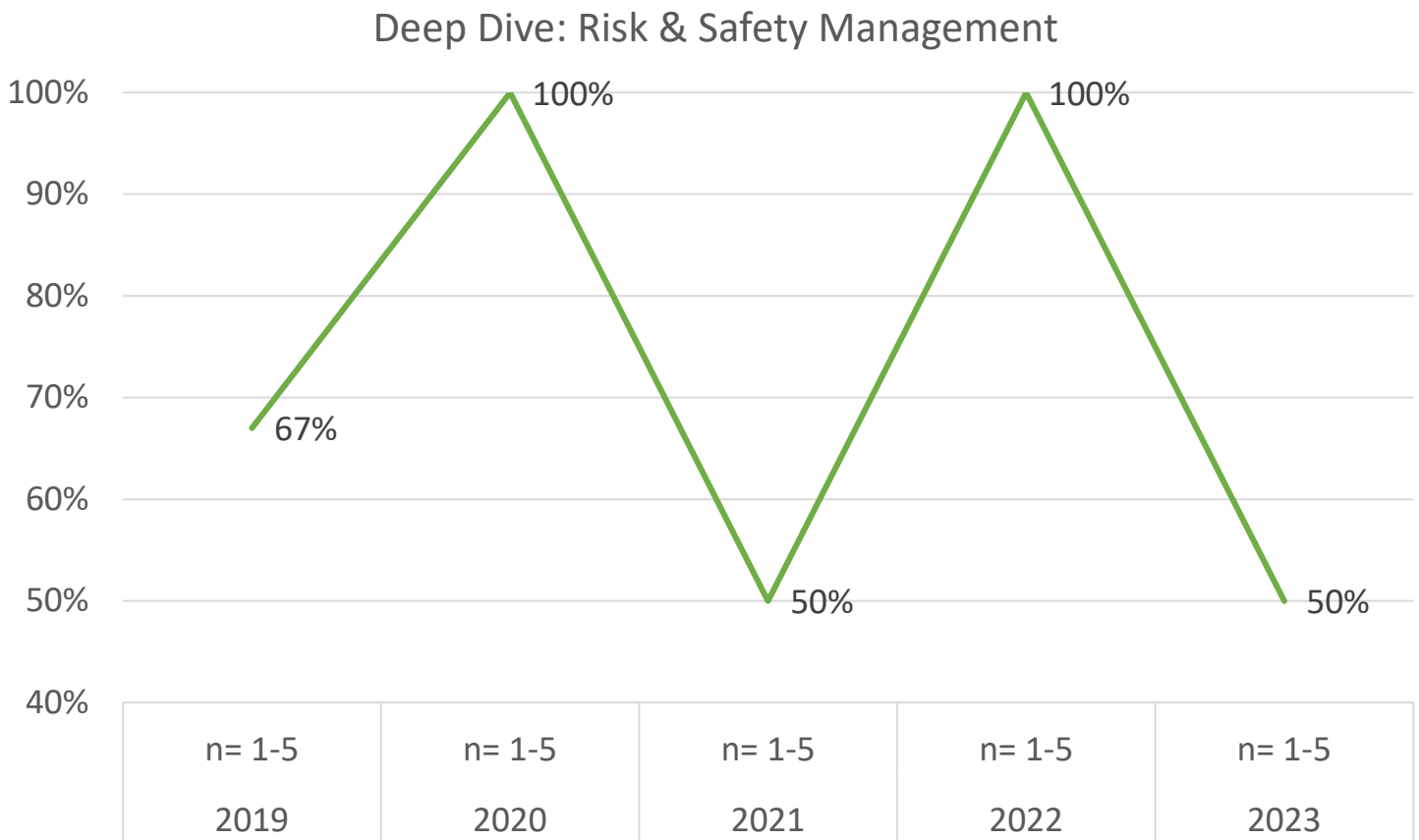
Perm in 12 months

Perm in 12-23 months

Perm in 24+ months

When children can return home with a safety plan in place, and when CPS caseworkers are assessing concerns in-home, a clear and reliable safety plan is needed. These safety plans include frequent monitoring by the community and ODHS, and not relying on children or parents to maintain safety. The plan is updated whenever the family situation changes. To close cases, caseworkers are evaluating the risk and safety in the home environment, ensuring the behaviors in the home are predictable and stable. This measurement looks at safety plans as well as the agency’s efforts to assess safety throughout the life of the case. This includes how frequently caseworkers are meeting with the child, the location of those contacts, and what was discussed.

**The Deep Dive data below shows performance trends regarding the quality and sufficiency of assessment and safety planning in the cases reviewed for which the measure applied over the last 5 years.**



Source: CFSR Item 3

## Lead Measure: Impending Danger Safety Threat Identification

Recurrence of MalTx

Reentry to sub-care

MalTx in sub-care

Placement Stability

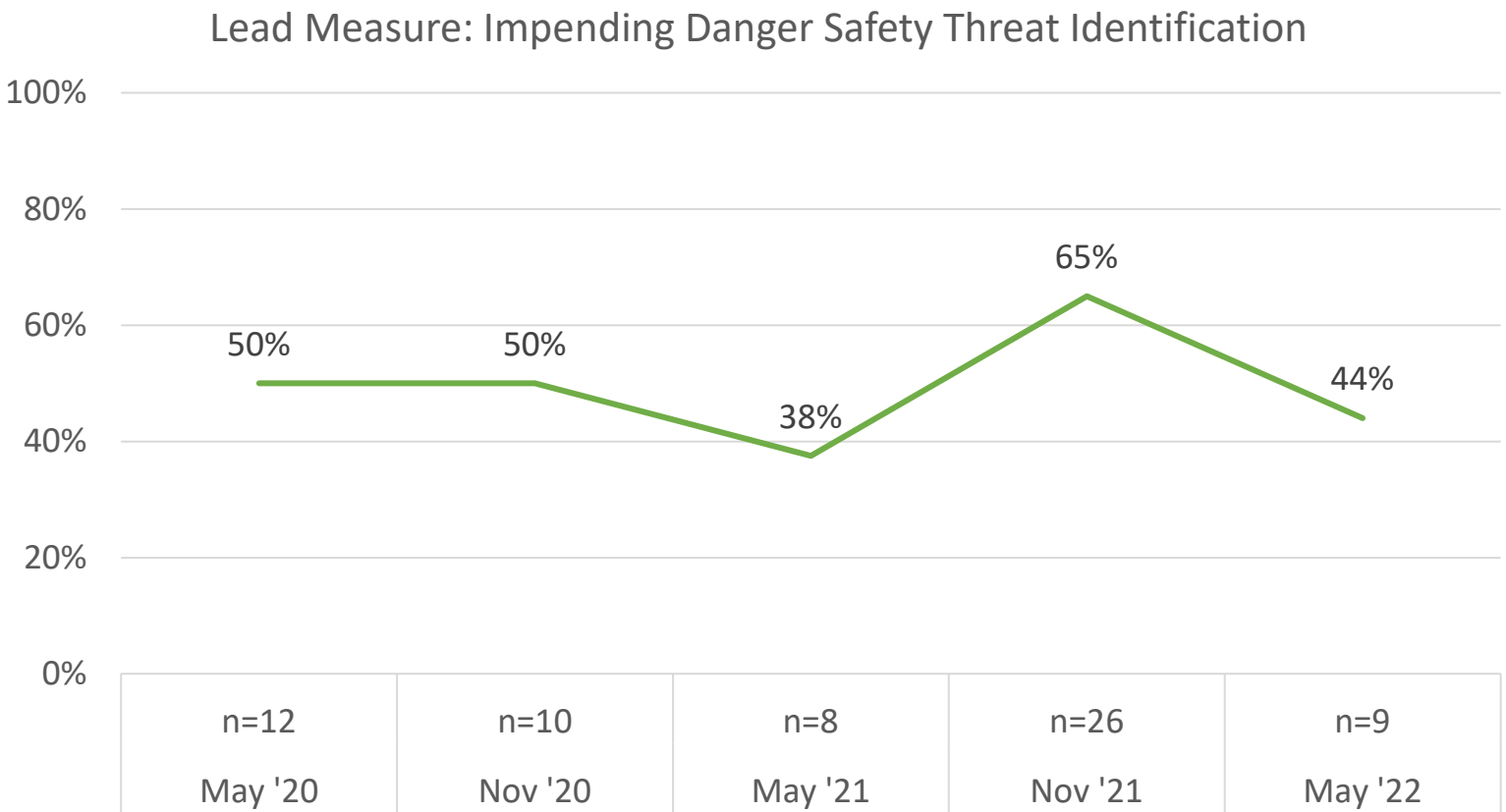
Perm in 12 months

Perm in 12-23 months

Perm in 24+ months

In addition to investigating the incident reported to ODHS, caseworkers are also having discussions with families across all areas to understand how each family functions day to day. CPS workers are looking to understand if any safety threats are present in the family. When CPS workers accurately identify the safety threats which could occur within a family, they are then able to provide support or intervention to prevent further child safety concerns.

**The Deep Dive data below shows performance trends regarding the accuracy of identification of Moderate to High Needs families for the cases reviewed for which the measure applied over the last 5 reviews.**



Source: CPS Fidelity Reviews

## Lead Measure Moderate to High Needs (M2HN) Determination

Recurrence of MalTx

Reentry to sub-care

MalTx in sub-care

Placement Stability

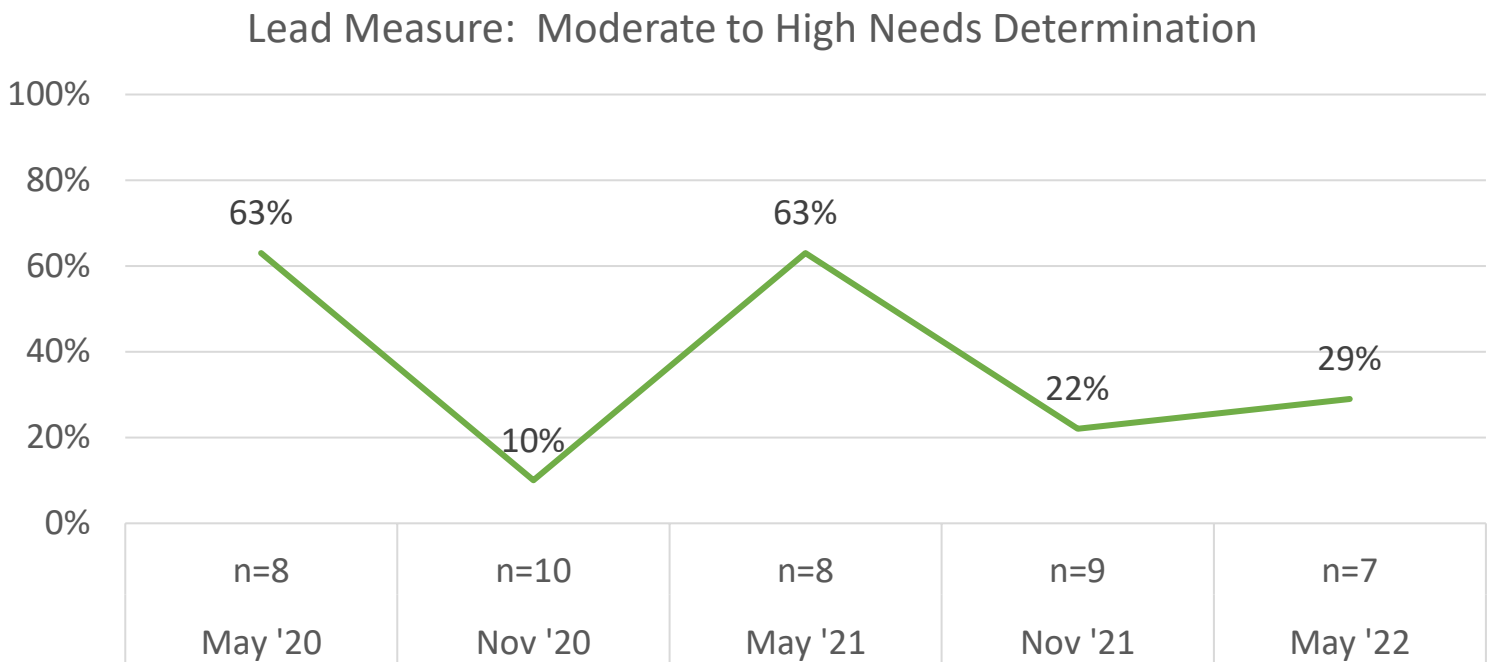
Perm in 12 months

Perm in 12-23 months

Perm in 24+ months

Caseworkers ask questions to understand if the family is at risk for coming back to the agency's attention. They review stressors, child vulnerability, and parenting practices to understand the risk of recurrence. When families have increased risk factors, caseworkers connect them to resources in the community. Those resources do not require ODHS contracts and can support the family longer than ODHS Child Welfare can.

**The Deep Dive data below shows performance trends regarding the accuracy of identification of Moderate to High Needs families for the cases reviewed for which the measure was applied over the last 5 reviews.**



Source: CPS Fidelity Reviews



## Lead Measure Ongoing Safety Plan Accuracy & Sufficiency

Recurrence of MaTx

Reentry to sub-care

MaTx in sub-care

Placement Stability

Perm in 12 months

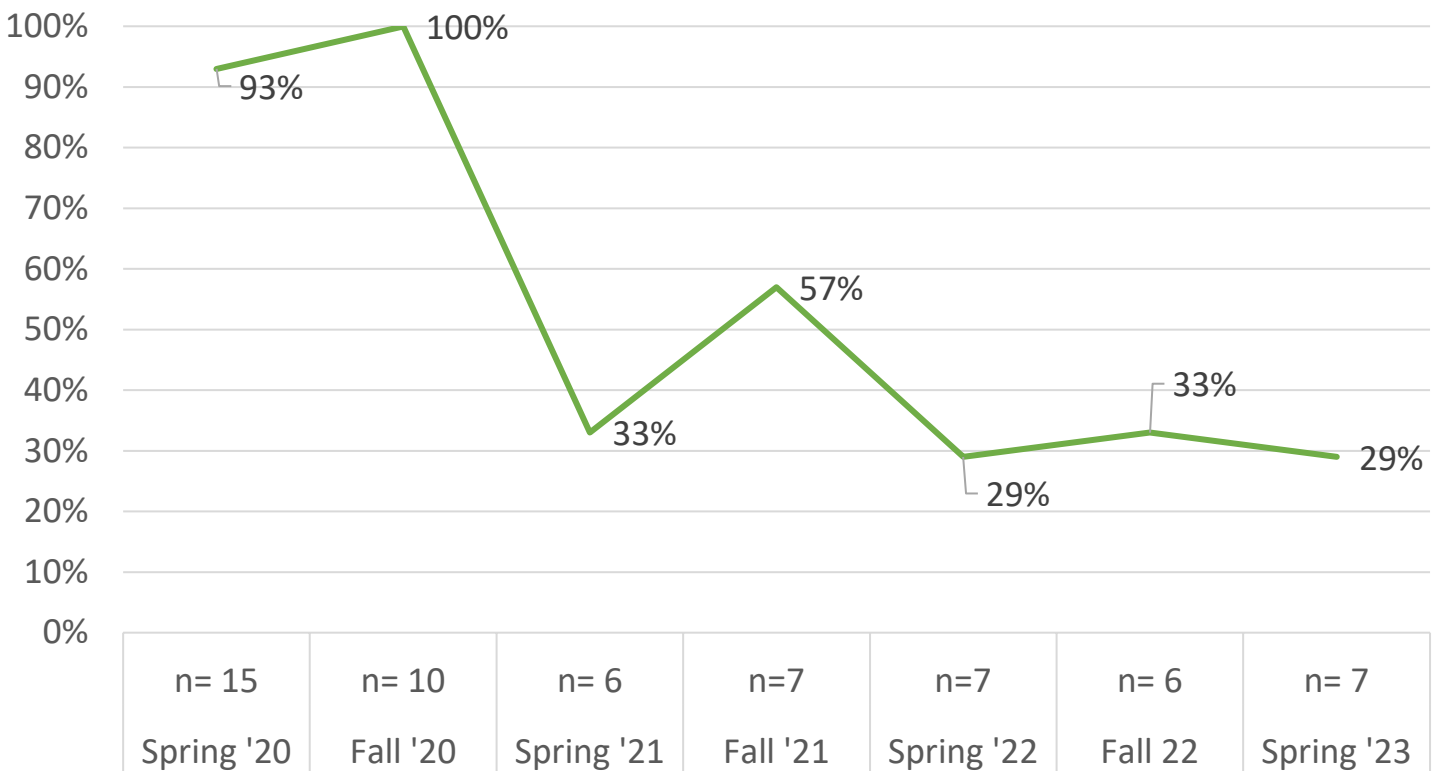
Perm in 12-23 months

Perm in 24+ months

Caseworkers are working with service providers and natural supports within families to manage out of control behavior which impacts child safety. The ongoing safety plan describes how the children are unsafe and how the safety threat specifically impacts child vulnerability. The plan is regularly updated as the family circumstances change.

**The Deep Dive data above shows performance trends regarding the accuracy and sufficiency of safety plans in the cases reviewed for which the measure applied over the last 3 years.**

Lead Measure: Sufficiency & Accuracy of Safety Plan



Source: Perm QA Reviews

In 1997, the Adoption & Safe Families Act (ASFA) was passed into law. The primary purpose of the law was to shorten the length of time a child spends in substitute care and speed up the process of freeing children for adoption. To support this, timelines were placed on three different permanency outcomes identified for children; Reunification is to be achieved within 12 months, Guardianship is to be achieved within 18 months, and Adoption is to be achieved within 24 months.

There are many supportive parts of ASFA, including more frequent review of the case by the court and the requirement that the state provide health insurance coverage to these children if they have special needs for medical, mental health, or rehabilitative care. However, there are also many unforeseen negative impacts that came from ASFA, particularly impactful on Black, Indigenous, People of Color (BIPOC) communities, people experiencing substance use disorder, and people living in poverty. BIPOC families are brought the attention of Child Welfare agencies at a higher rate than they exist in the community at large, due in part to long standing systemic racism that ensures they experience poverty at disproportional rates as well. This disproportional involvement in Child Welfare Systems means that BIPOC families face excess investigations and placements in care, which can culminate in the Termination of Parental Rights. Black and Indigenous children experience Termination of Parental Rights at higher rates than other racial groups in Oregon and across the nation<sup>1</sup>. Systemically under-resourced families often face barriers to reunification that take longer to address than the identified timelines of 12 months outlined in ASFA.

### Reunification



**16.8 Months**

### Guardianship



**22.5 Months**

### Adoption



**25 Months**

*Source: ROM CM.15.1*

Median length of stay is the mid-point in the total length of stay for all children who exited substitute care during August 2022 - August 2023. Median is the middle number in a data set, so half of the children discharged from substitute care in more months than noted above, and half in less.

The median length of stay for children who were reunified was 16.8 months. The median length of stay for children who were in a finalized guardianship was 22.5 months. The Median length of stay for children who were adopted was 25 months.

<sup>1</sup> Wildeman, Edwards, Wakefield, "The Cumulative Prevalence of Termination of Parental Rights for U.S. Children, 2000–2016" Sage Journal 2019.

## Lead Measure: Appropriate and Timely Permanency Plans

Recurrence of MalTx

Reentry to sub-care

MalTx in sub-care

Placement Stability

Perm in 12 months

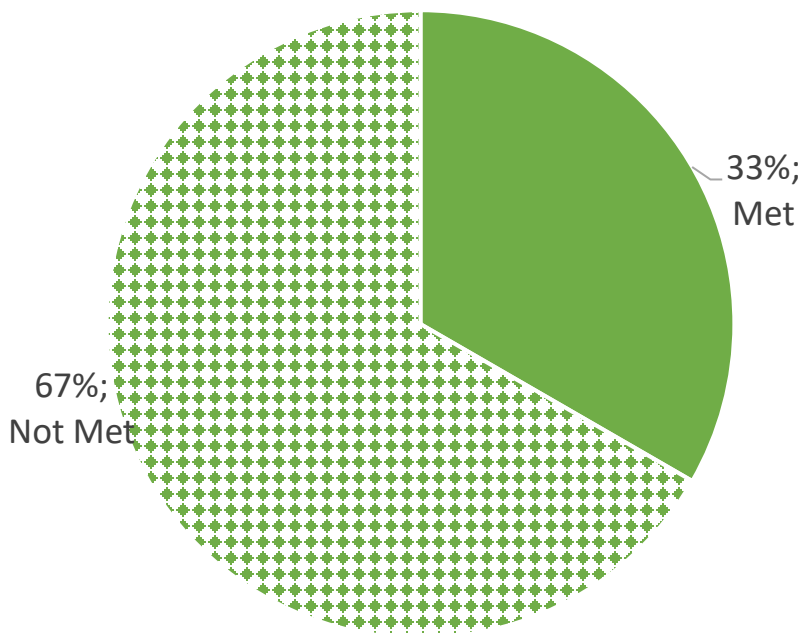
Perm in 12-23 months

Perm in 24+ months

Caseworkers, in collaboration with parents, are outlining the case plan, putting it in writing so that parents and providers understand the goals and path to achieve them. These plans are written within 60 days of a child's entry into substitute care.

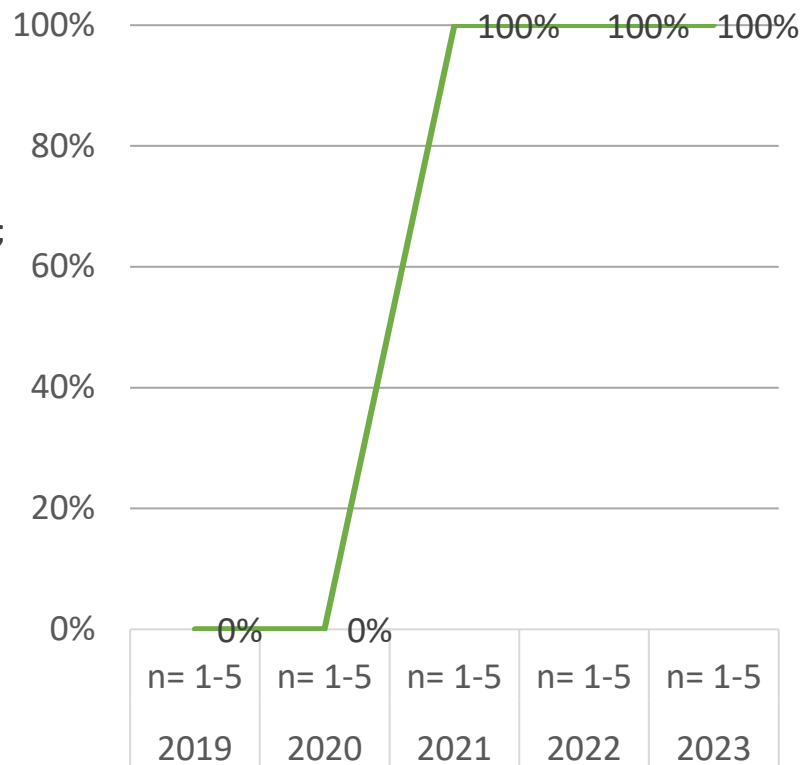
**A big picture look shows that the agency ensured case plans were entered and approved within 60 days of placement 30% of the time during the Period Under Review (August 2022-August 2023). The case review data tracks performance trends regarding efforts to ensure the plan was entered timely and that the plan was appropriate given the status of the case in the cases reviewed for which the measure applied over the last 5 years.**

Big Picture: Family Plan Approved within 60 Days



Source: ORAAI BI FC-1026-D

Deep Dive: Appropriate & Timely Permanency Plans



Source: CFSR Item 5

## Lead Measure: Family Engagement in Case Planning

Recurrence of MaTx

Reentry to sub-care

MaTx in sub-care

Placement Stability

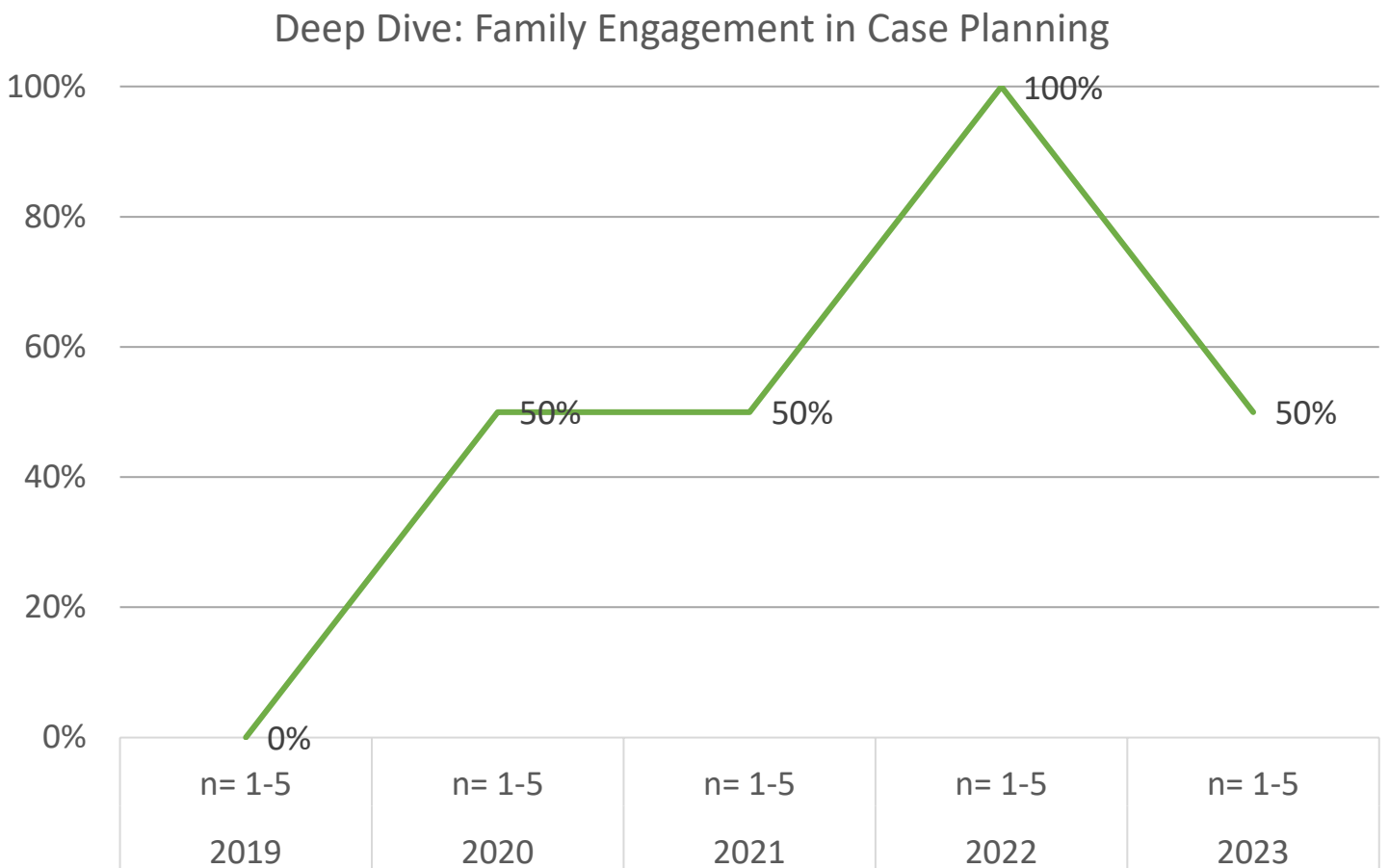
Perm in 12 months

Perm in 12-23 months

Perm in 24+ months

Caseworkers are working collaboratively with families to create their case plans to understand the family dynamics, causes of safety concerns, and how to address them. Parents are telling caseworkers what they need to keep their children safe; they can identify providers they want to work with, increasing engagement in services. By working collaboratively, caseworkers can involve natural supports to maintain changes after ODHS is no longer involved and honor the family as the expert on how to keep their children safe.

**The case review data tracks performance trends regarding efforts to engage parents and children in case planning in the cases reviewed for which the measure applied over the last 5 years.**



Source: CFSR Item 13

## Lead Measure: Efforts to Achieve Permanency

Recurrence of MalTx

Reentry to sub-care

MalTx in sub-care

Placement Stability

Perm in 12 months

Perm in 12-23 months

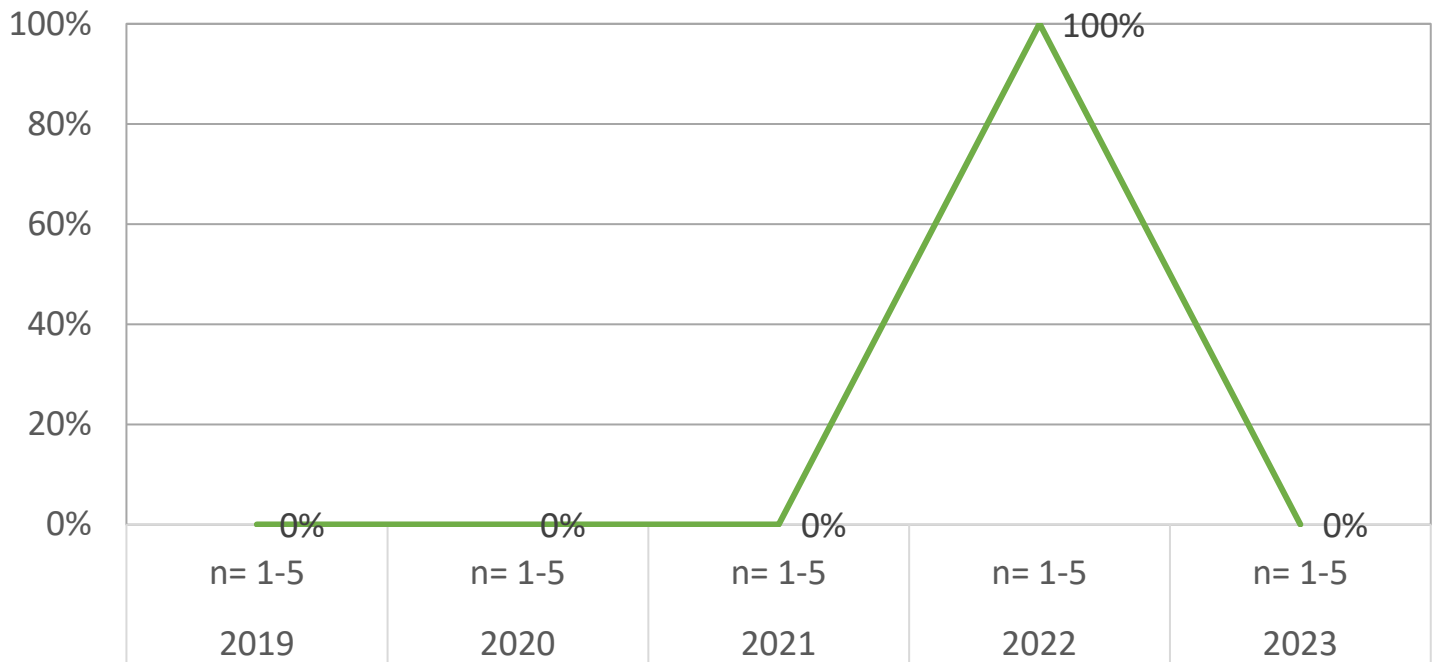
Perm in 24+ months

At this point in the case plan, caseworkers are focusing on identifying the most appropriate placement and engaging in consistent communication and collaboration with the child's service providers.

Federal guidelines, Adoption and Safe Families Act (ASFA) dictate timeframes in which different permanency types should be achieved. ASFA timelines are a critical component of this CFSR measure. Caseworkers are considering multiple processes and protocols that each take considerable lengths of time and planning (e.g. out-of-state placements) while working to meet specific child welfare timelines.

**During the 2022-2023, PUR Benton County received a 0% strength rating for the cases that applied.**

### Deep Dive: Efforts to Achieve Permanency Plan



Source: CFSR Item 6

## Lead Measure: Preserving Cultural Connections

Recurrence of MalTx

Reentry to sub-care

MalTx in sub-care

Placement Stability

Perm in 12 months

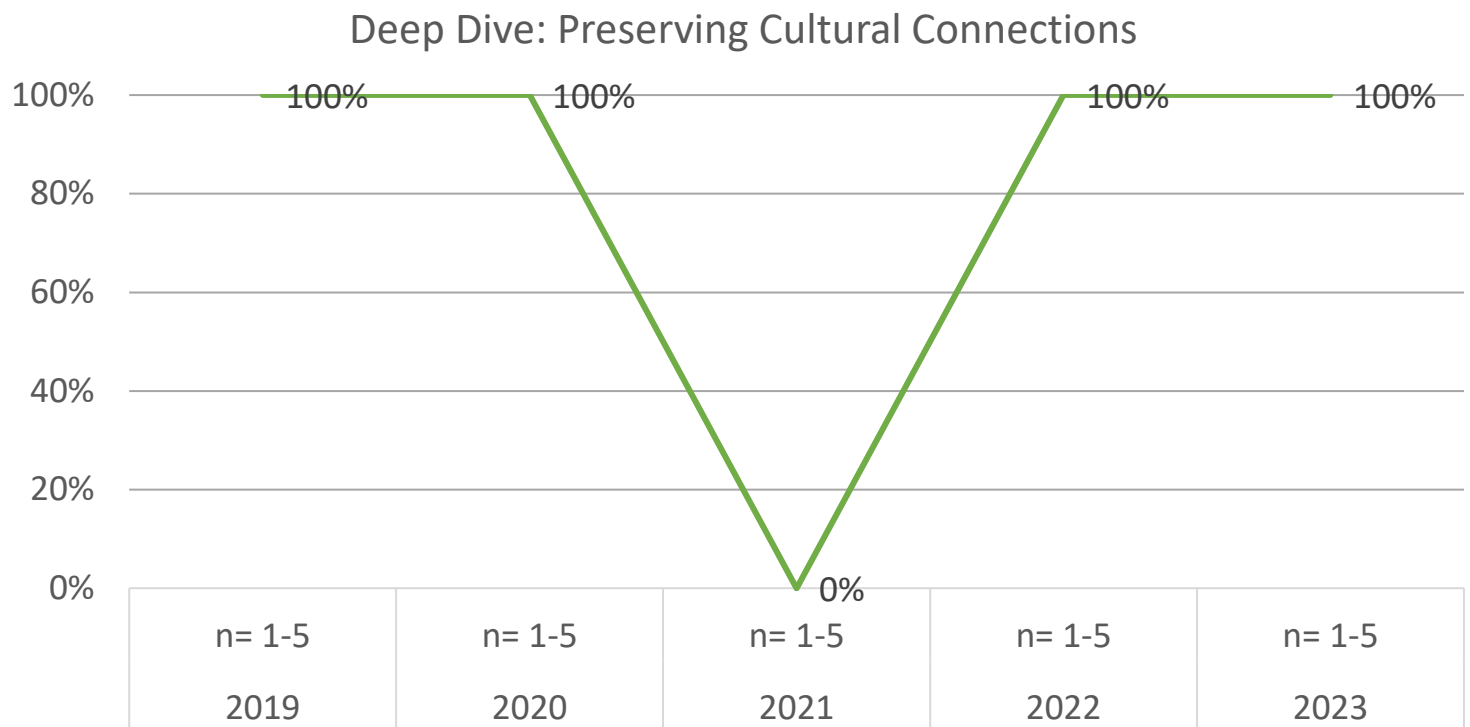
Perm in 12-23 months

Perm in 24+ months

Caseworkers are working to keep children connected to their Tribe, church, school, friends, and neighborhood prior to their placement in care. This support and connection reminds children of who they are, gives them a sense of familiarity, and offers networking and connection to others in their culture of origin. Preserving these connections adds a protective factor as children remain supported by their natural community.

Caseworkers are asking parents and relatives about American Indian and Alaska Native heritage, initiating searches and inquiry for ICWA eligibility. Children who are ICWA eligible are placed in Tribal resource homes whenever possible, as part of Placement Preference.

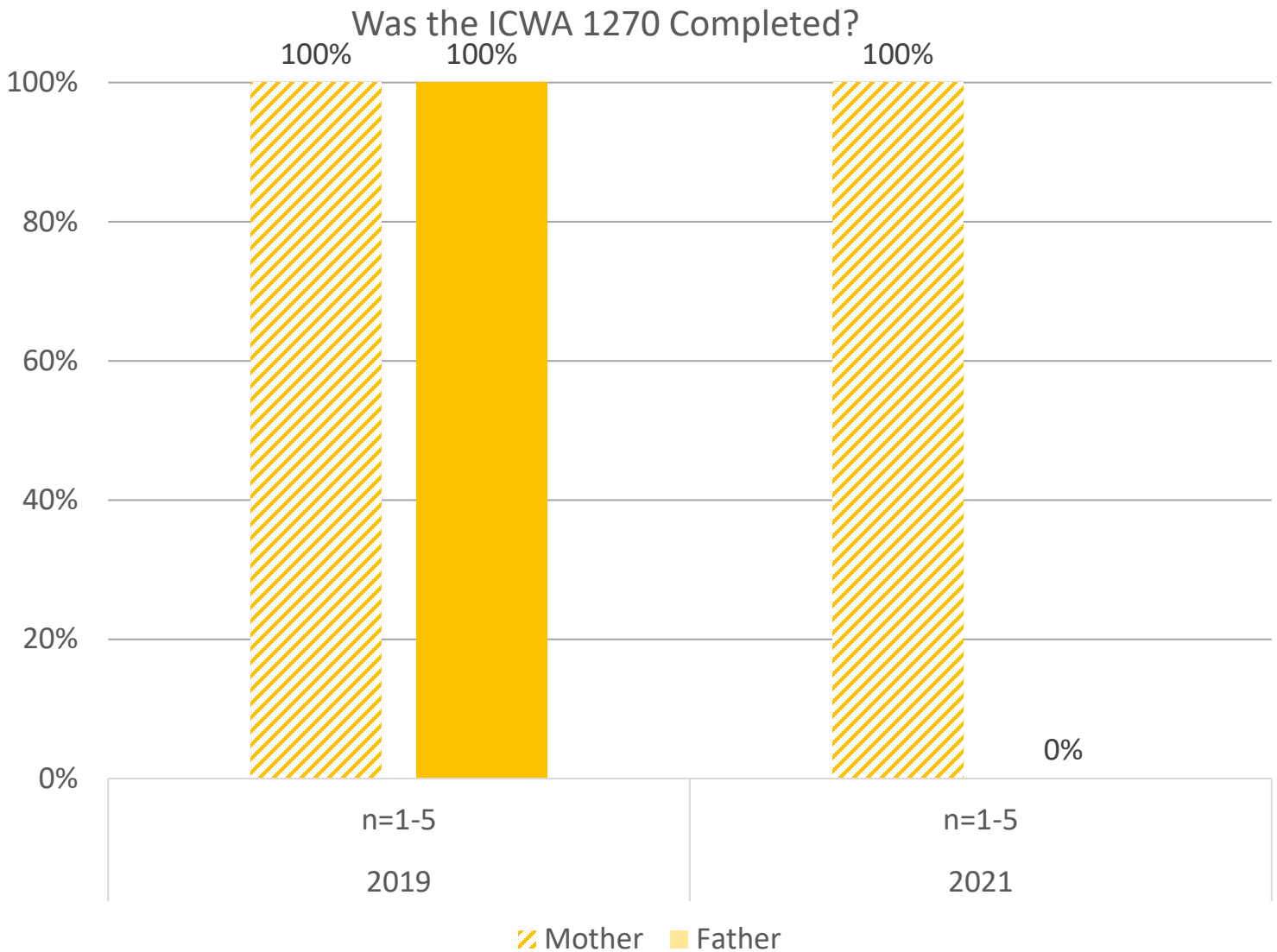
**The Deep Dive data below shows performance trends regarding Benton County's efforts to preserve cultural connections for children in the cases reviewed for which the measure was applied over the last 5 years.**



Source: CFSR Item 9

Caseworkers meet with parents during the Protective Services Assessment and complete a Verification of American Indian/Alaska Native Membership or Enrollment Form (ICWA 1270). This form includes a family tree to help determine whether the child(ren) have Native American Ancestry or are eligible for enrollment in a Tribe. This form can be filled out by relatives other than the parents and must be completed with every CPS assessment.

**The chart below shows how frequently the 1270 Form is completed for both parents over the last five years in the ICWA cases reviewed.**

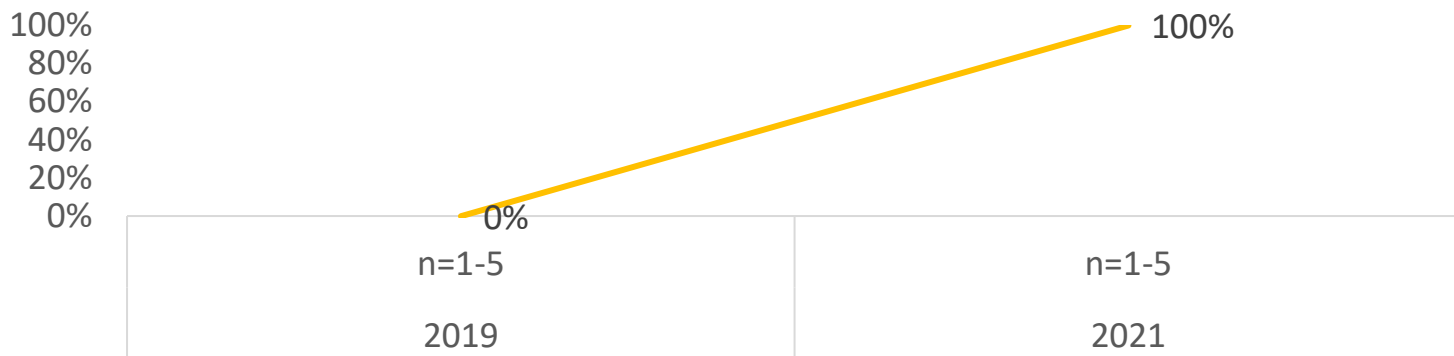


Note: Benton County did not have ICWA data for 2020, 2022 or 2023

Caseworkers consult with Regional ICWA Specialists, who have specialized knowledge about rules that guide Child Welfare’s practice and efforts with children who are enrolled or eligible to be enrolled in a Tribe. Caseworkers are consulting the Regional ICWA Specialist during the Period Under Review or at any time during the open case.

**The chart below shows how frequently the caseworker consulted with the Regional ICWA Specialist either during the PUR or at any time throughout the case for the last five years in the cases randomly selected for review.**

Was the ICWA Specialist Consulted?




Source: CFSR ICWA Addendum

Caseworkers follow the Tribe’s preference for placement when a child must enter substitute care. Placement preference refers to the practice of placing Tribal children with extended family, Tribal Member, or another Indian Home. This practice is a protective factor for children, helps the child stay connected to their culture, and honors the role of the Tribe while in substitute care.

**The chart below shows how frequently Child Welfare followed placement preference for Tribal children entering substitute care for the last five years in the cases randomly selected for review.**

Was Placement Preferences Followed?



Source: CFSR ICWA Addendum



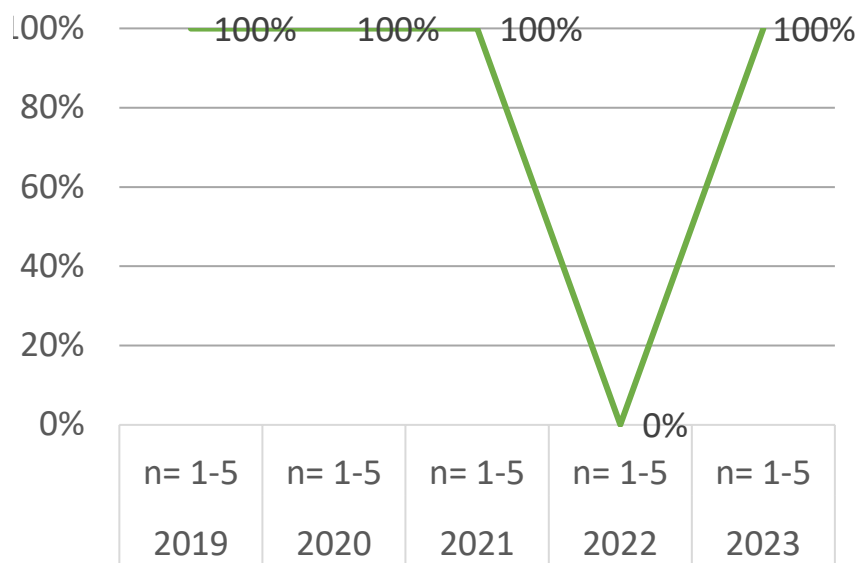
## Lead Measure: Stability of Substitute Care Placement



Caseworkers work to ensure that a child’s placement is stable and is consistent with achieving the child’s permanency goal(s). Ideally, a child would only experience one placement setting. If a child requires a placement change, that change should be based on the needs of the child and/or to promote permanency achievement.

The pie chart below and to the left shows the number of placements experienced by children who were placed in substitute care during the period under review. The case review data, below and to the right, shows performance trends regarding the agency’s ability to ensure stability of substitute care placements in the cases reviewed for which the measure applied over the last 5 years.

Deep Dive: Stability of Substitute Care Placement



Source: ROM CM.18

Source: CFSR Item 4

## Lead Measure: Needs Assessment & Services Provided to Resource Families

Recurrence of MaTx

Reentry to sub-care

MaTx in sub-care

Placement Stability

Perm in 12 months

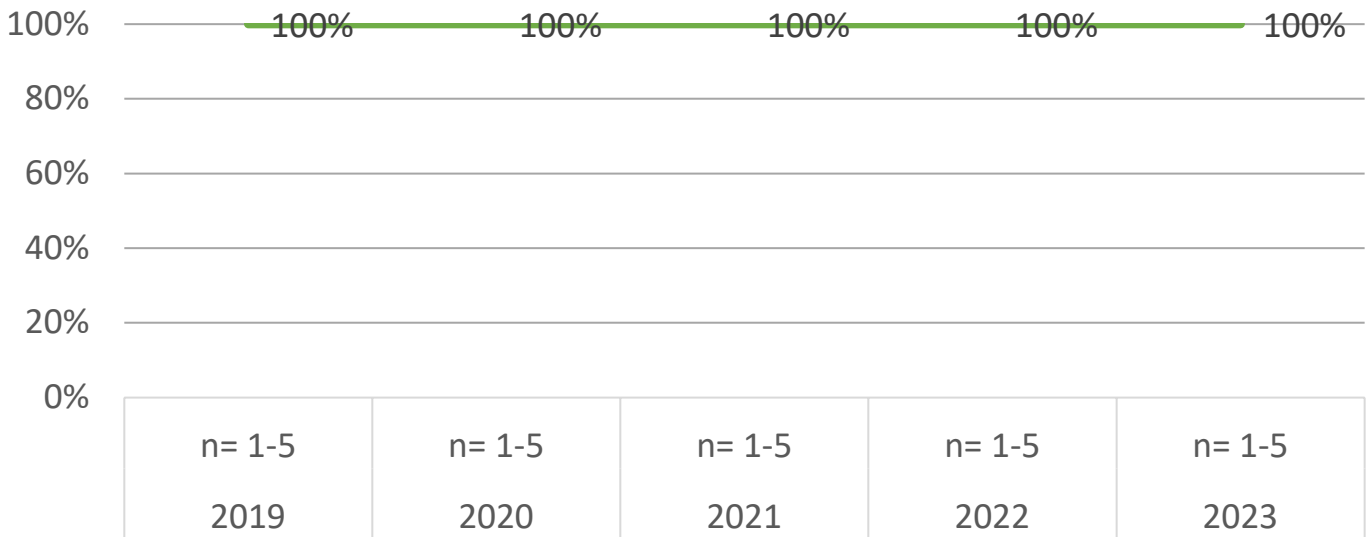
Perm in 12-23 months

Perm in 24+ months

During their home visits and at other contacts, caseworkers are asking Resource Parents what they need to support the children in their home and working to provide those supports. This can be things like trainings, respite care, or professionals designed to support them in meeting children’s increased needs. Caseworkers are also asking about and looking for resources in the community to support the children’s needs so that the Resource Parents are not the only ones responding to a child’s trauma responses or increased needs.

**The case review data shows performance trends regarding efforts to assess and provide services to support Resource Families in the cases reviewed for which the measure applied over the last 5 years.**

### Deep Dive: Needs Assessment & Services Provided to Resource Families



Source: CFSR Item 12c

## Lead Measure: Kith and Kin Placement

Recurrence of MalTx

Reentry to sub-care

MalTx in sub-care

Placement Stability

Perm in 12 months

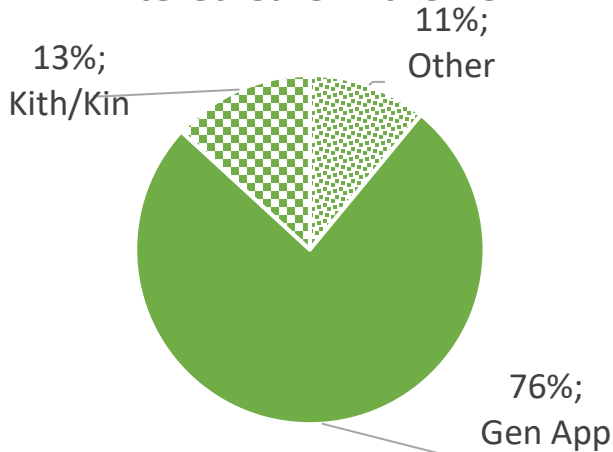
Perm in 12-23 months

Perm in 24+ months

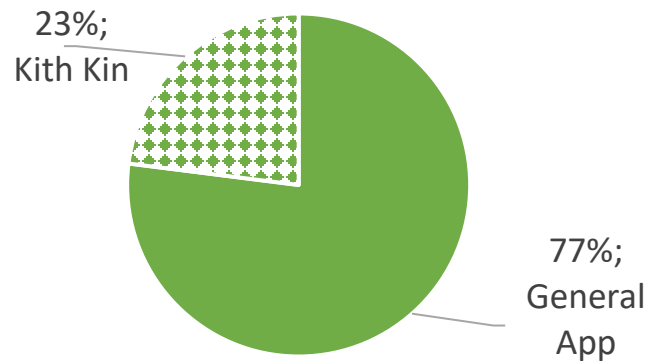
Kith and Kin placements offer familiarity, cultural connection, and a sense of belonging during a traumatic time for a child. When children are placed with kith/kin, their cultural needs will most likely be met as well.

**A big picture look shows that 13% of children are placed in kith/kin resource homes upon initial removal, and that 23% of children currently in substitute care are placed in kith/kin resource homes.**

Initial Placement of Children who Entered Care in the PUR



Children Currently in Resource Care: By Placement Type

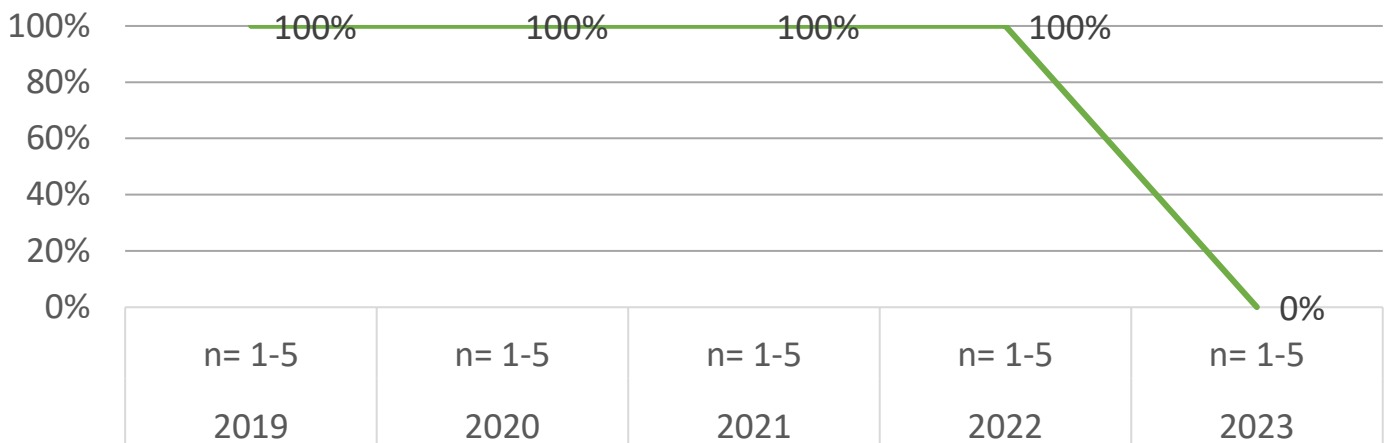


Source: ROM CM.08

Source: ORKIDS BI FC-1005-D

The case review data, below, shows performance trends regarding efforts to place children in kith/kin homes in the cases reviewed for which the measure applied over the last 5 years.

Deep Dive: Kith and Kin & Sibling Placement



Source: CFSR Item 10

## Lead Measure: Sibling Placement

Recurrence of MalTx

Reentry to sub-care

MalTx in sub-care

Placement Stability

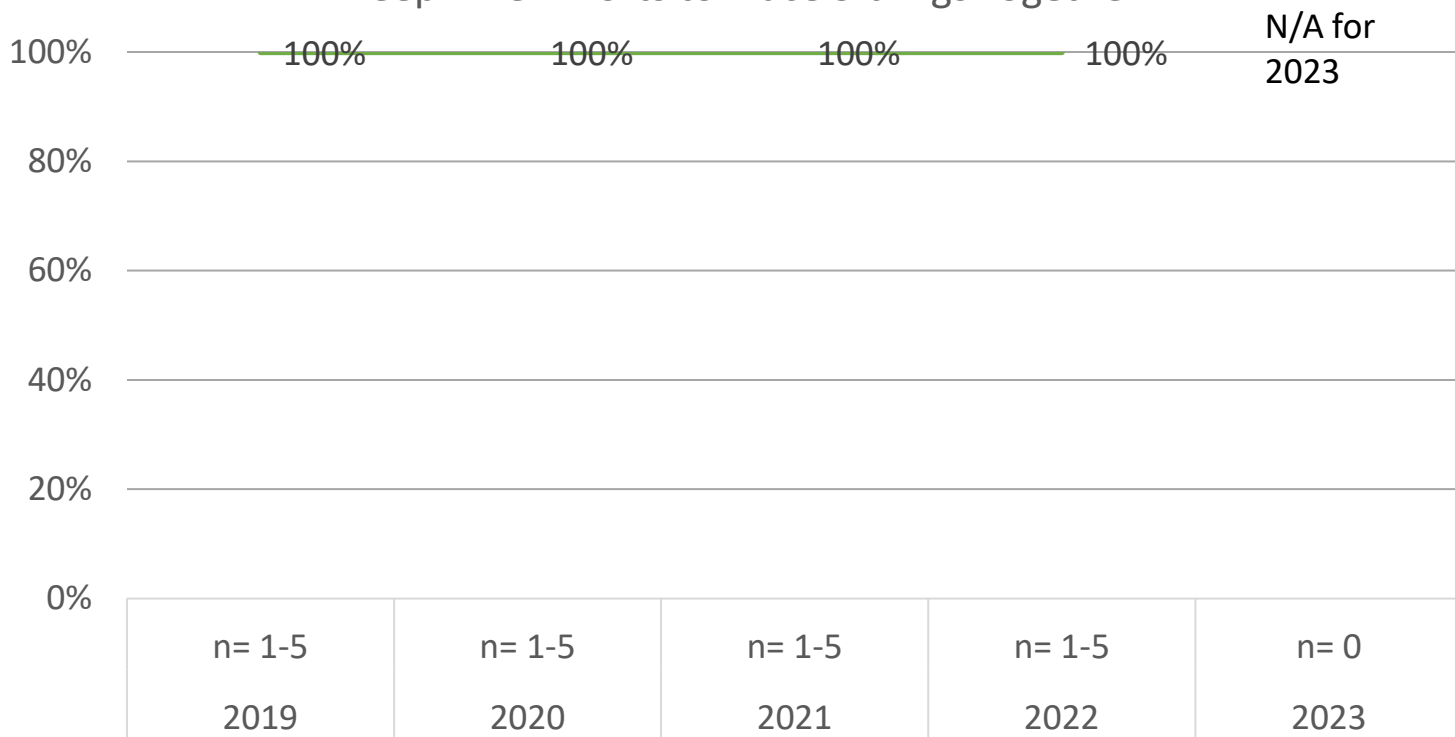
Perm in 12 months

Perm in 12-23 months

Perm in 24+ months

The case review data, below, shows trends regarding efforts to place siblings together in the cases reviewed for which this measure applied over the last 5 years.

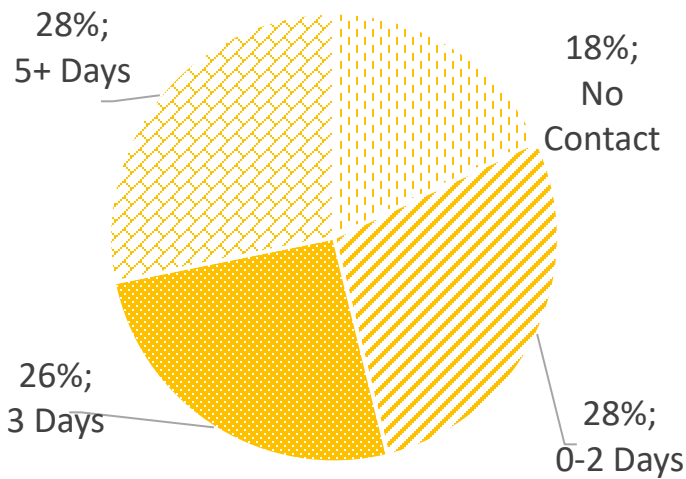
### Deep Dive: Efforts to Place Siblings Together



Source: CFSR Item 7

## Service Delivery Point: Timeliness To Initial Family Time

When children are placed in substitute care, caseworkers and Family Time Coordinators work to ensure that children and parents can see each other as soon as possible, with a goal of having that first contact happen within two days after placement in substitute care.



**The data entered in OR-KIDS shows from August 2022-August 2023, the agency ensured initial Family Time between parents and children in two days or less in 28% of cases.**

Source: ORRAI BI FC-1027-D

## Lead Measure: Family Time

Recurrence of MalTx

Reentry to sub-care

MalTx in sub-care

Placement Stability

Perm in 12 months

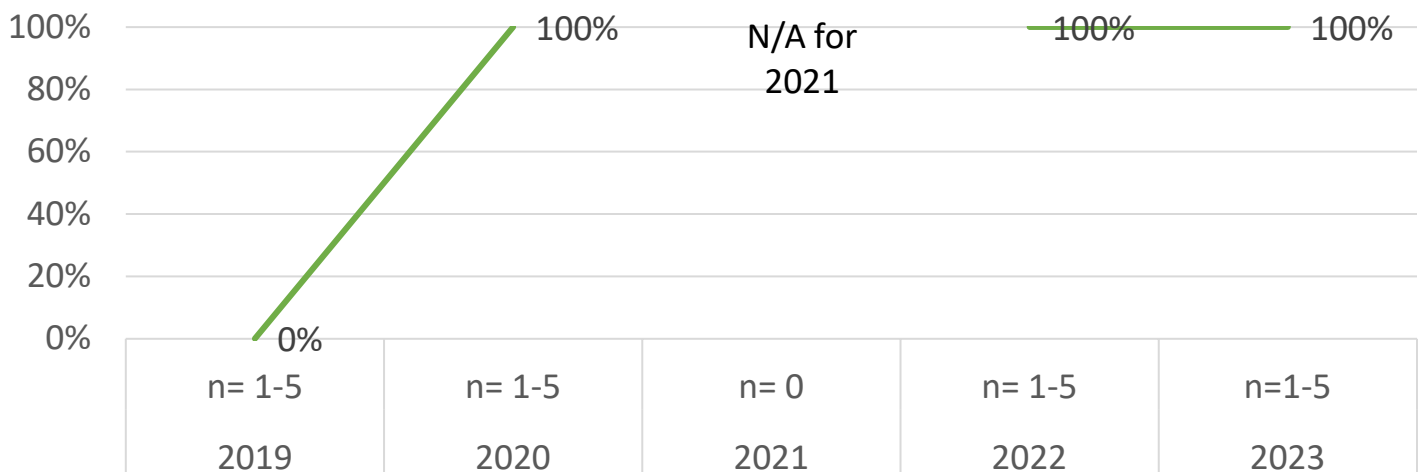
Perm in 12-23 months

Perm in 24+ months

While children are in substitute care, families are still able to spend time together and connect in meaningful ways. Family Time often occurs in an ODHS office but is also happening in the community. This time is about connection and typical family functioning – meals, homework, problem-solving. Caseworkers are providing supports to increase the quality of the time parents spend with their children

**The case review data tracks performance trends regarding efforts to ensure and support frequent and quality Family Time in the cases reviewed for which the measure applied over the last 5 years.**

### Deep Dive: Family Time with Parents & Siblings



Source: CFSR Item 8

## Lead Measure: Parent-Child Relationship

Recurrence of MalTx

Reentry to sub-care

MalTx in sub-care

Placement Stability

Perm in 12 months

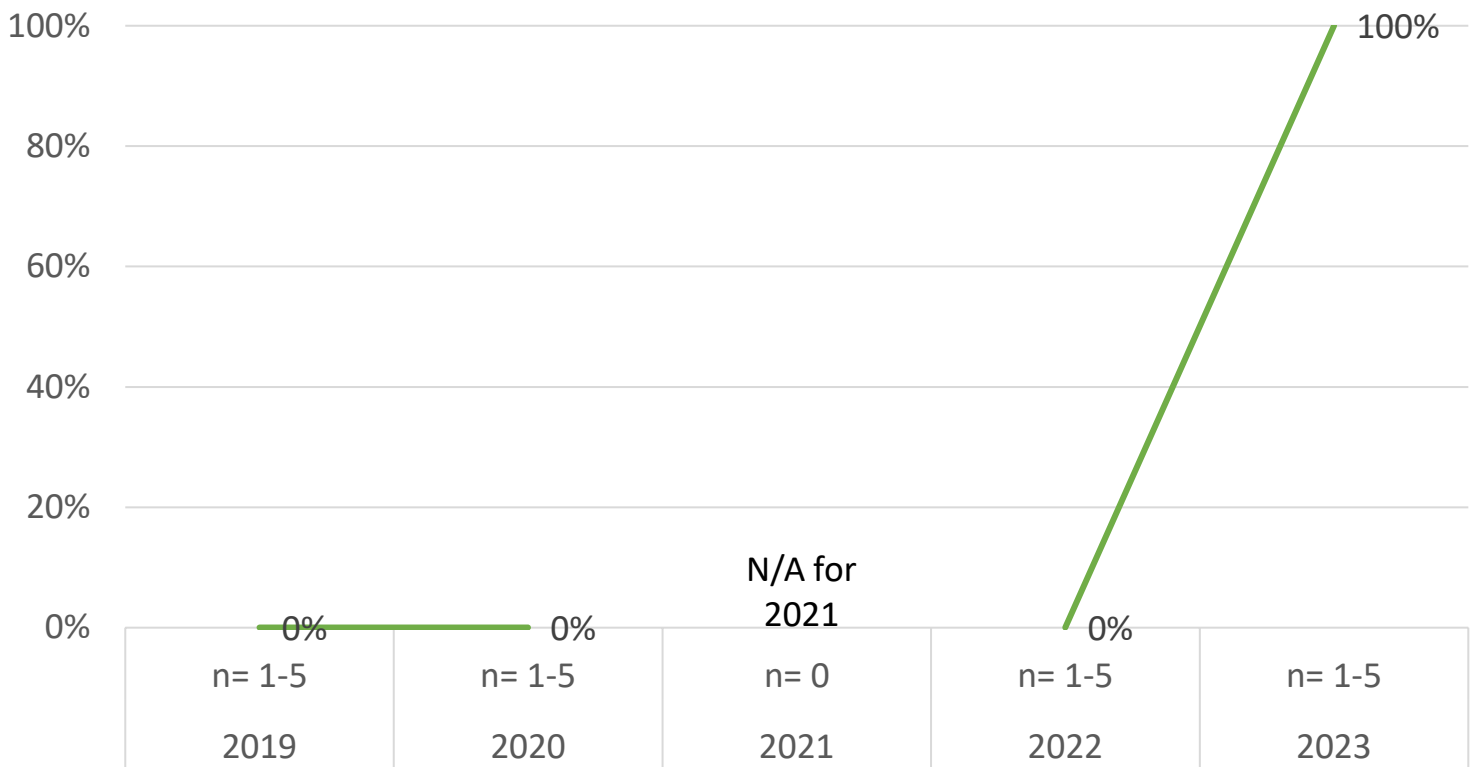
Perm in 12-23 months

Perm in 24+ months

Parents are also invited to doctor appointments, school functions, and sporting events. Caseworkers keep parents informed and involved in these activities to further support the parent-child relationship. As parents prepare for their children's return home, keeping them updated about a child's needs and involved with their providers ensure the likelihood of success.

**The case review data tracks performance trends regarding efforts to support the Parent/Child Relationship in the cases reviewed for which the measure applied over the last 5 years.**

### Deep Dive: Parent-Child Relationship



Source: CFSR Item 11

## Lead Measure: Face to Face Contact with Parent

Recurrence of MalTx

Reentry to sub-care

MalTx in sub-care

Placement Stability

Perm in 12 months

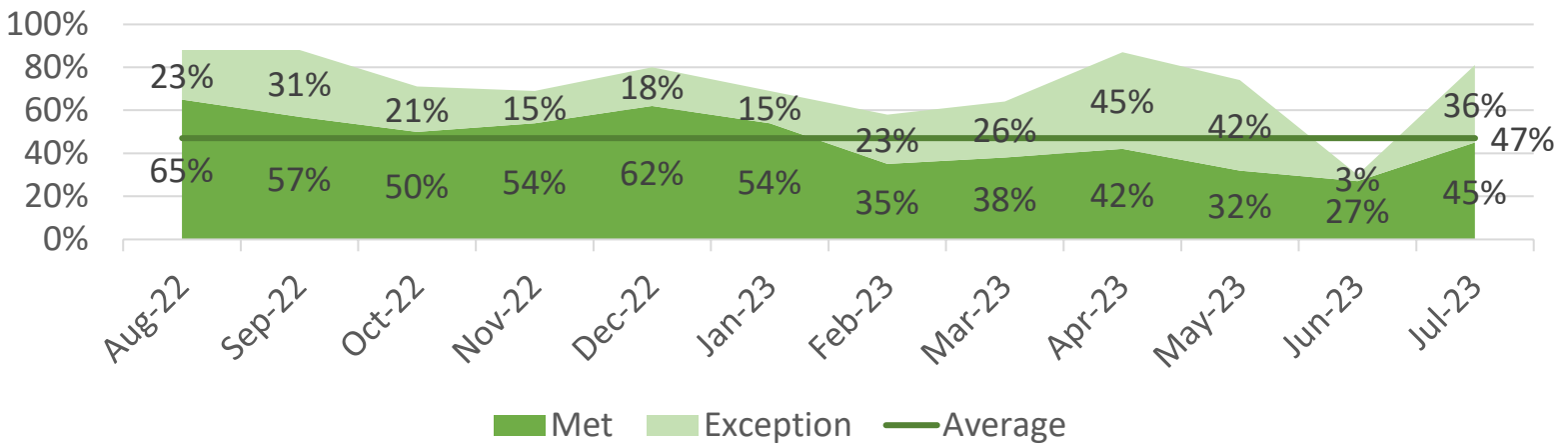
Perm in 12-23 months

Perm in 24+ months

Caseworkers are meeting with parents at least monthly, often having other points of contact in-between. Caseworkers are planning intentional connection points with parents, meeting them in spaces they feel safe and are ready to engage. Caseworkers are building trust and relationship with parents to have deeper conversations so that underlying factors are addressed in the plan and parental capacities are better understood.

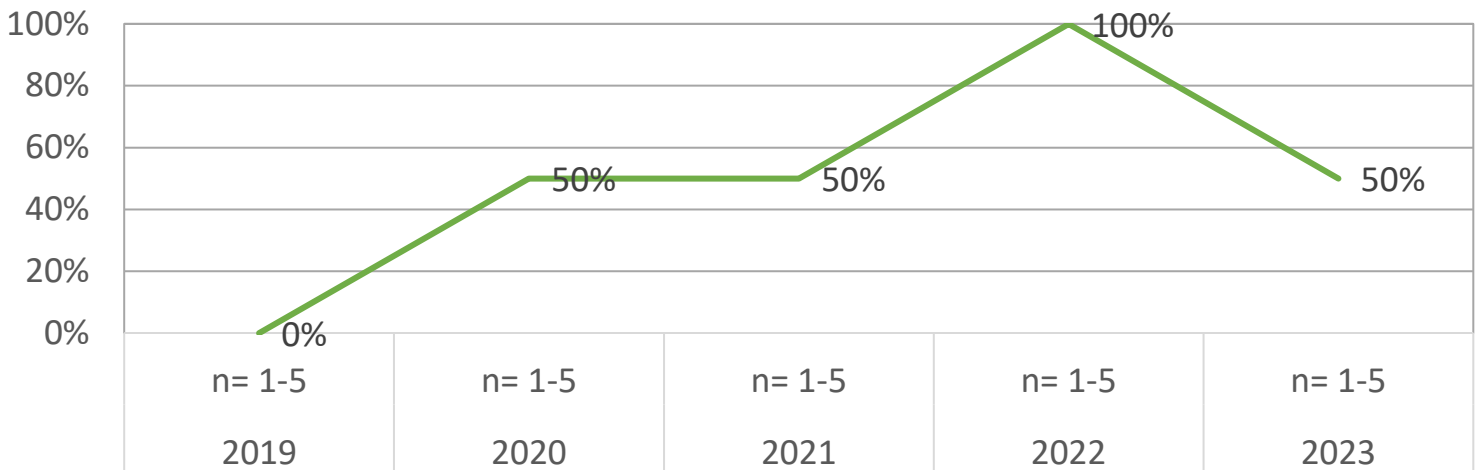
**A look at the big picture shows that yearly average for face to face with parents is happening 47% of the time, with an additional 36% of parent contact not met due to approved exception (average through the PUR). Case reviews look at both the frequency and the quality of the contact between caseworker and parent; the data below and to the right shows the quality of contact with parents on a monthly basis for the past 5 years.**

### Big Picture: Monthly Face to Face with Parents



Source: ORKIDS BI WB-5001-S, archived

### Deep Dive: Face to Face Contact with Parents



Source: CFSR Item 15

## Lead Measure: Needs Assessment & Services for Parents

Recurrence of MaTx

Reentry to sub-care

MaTx in sub-care

Placement Stability

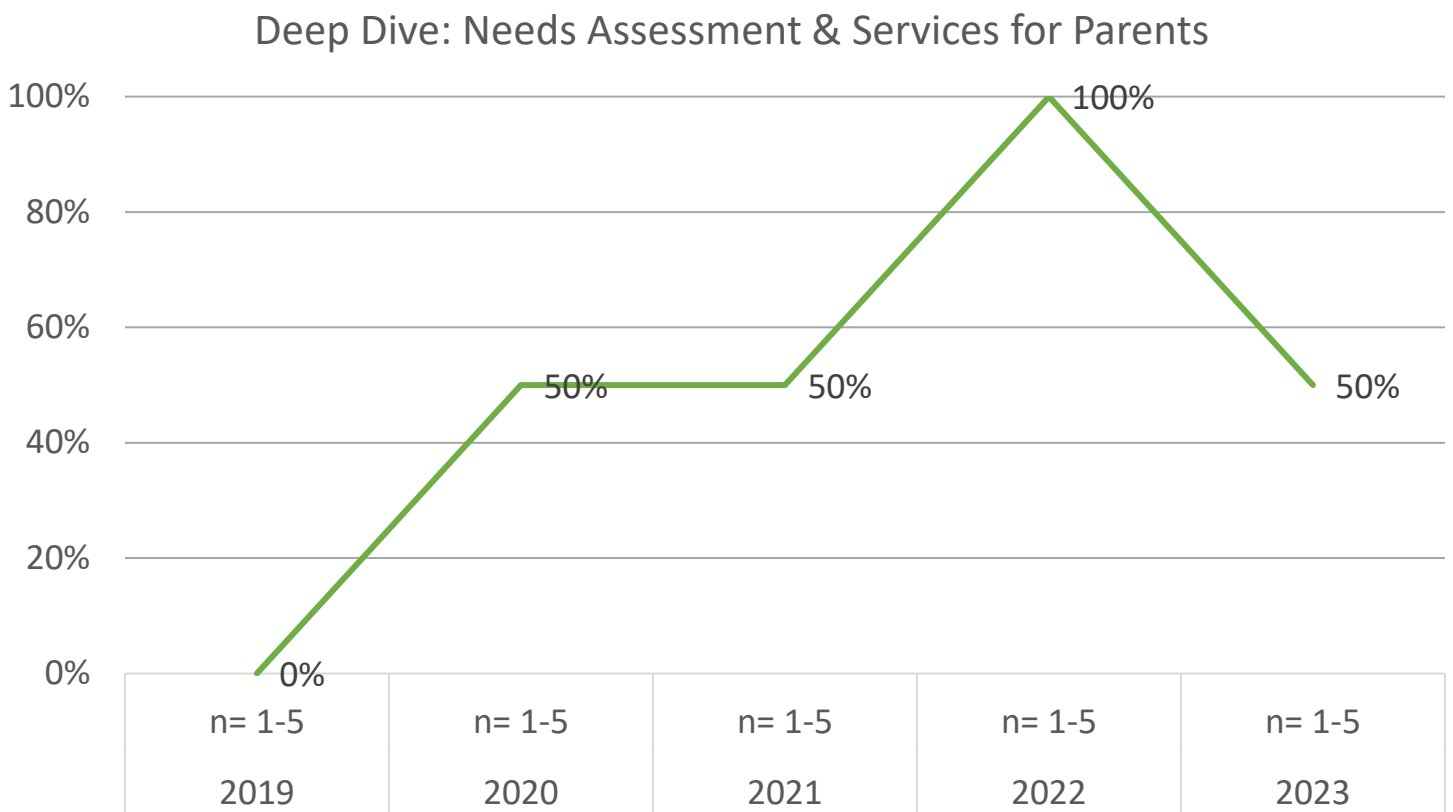
Perm in 12 months

Perm in 12-23 months

Perm in 24+ months

By working collaboratively with parents, caseworkers are gathering information about the parents' capacities and working to understand underlying causes and factors. This capacity assessment helps caseworkers find the right services to support parents and enhance capacities needed to ensure child safety.

**The case review data shows performance trends regarding efforts to assess parents' needs and provide services in the cases reviewed for which the measure applied over the last 5 years.**



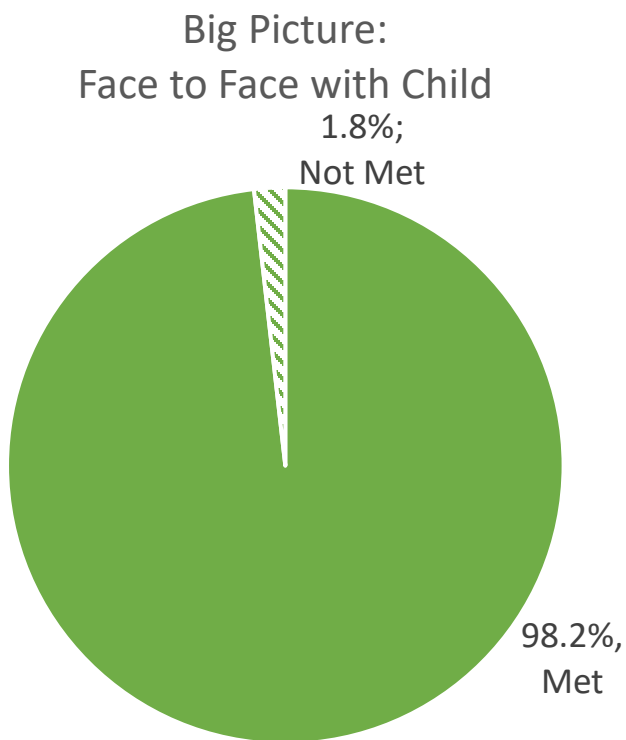
Source: CFSR Item 12b



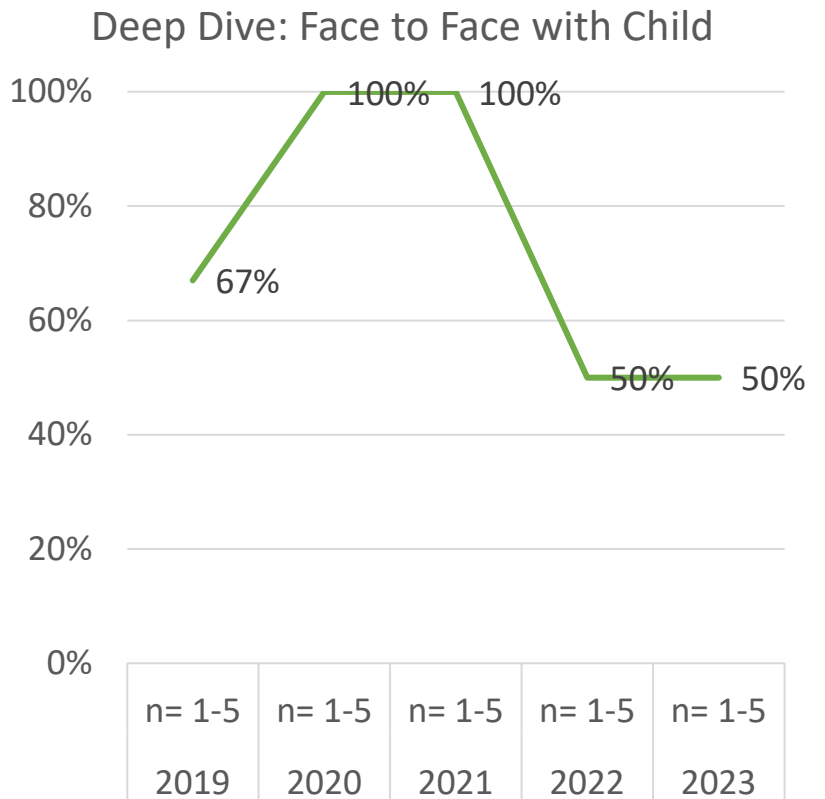
- Recurrence of MalTx
- Reentry to sub-care
- MalTx in sub-care
- Placement Stability
- Perm in 12 months
- Perm in 12-23 months
- Perm in 24+ months

Caseworkers see children on their caseloads at least monthly, meeting in their home at least every other month. During these contacts, caseworkers are reviewing the child’s sleeping area and environment, and speaking with the child alone to provide time for the child to share anything they may not want to share with caregivers present.

**A look at the big picture shows that monthly face to face with child is happening 98.2% of the time (average through the PUR). Case reviews look at both the frequency and the quality of the contact between caseworker and child; the data below and to the right shows the trend of Benton County’s practice of frequent and quality monthly Face to Face Contact with Children for the past 5 years.**



Source: ROM IC.10



Source: CFSR Item 14

Lead Measure: Needs Assessment & Services for Child

Recurrence of MalTx

Reentry to sub-care

MalTx in sub-care

Placement Stability

Perm in 12 months

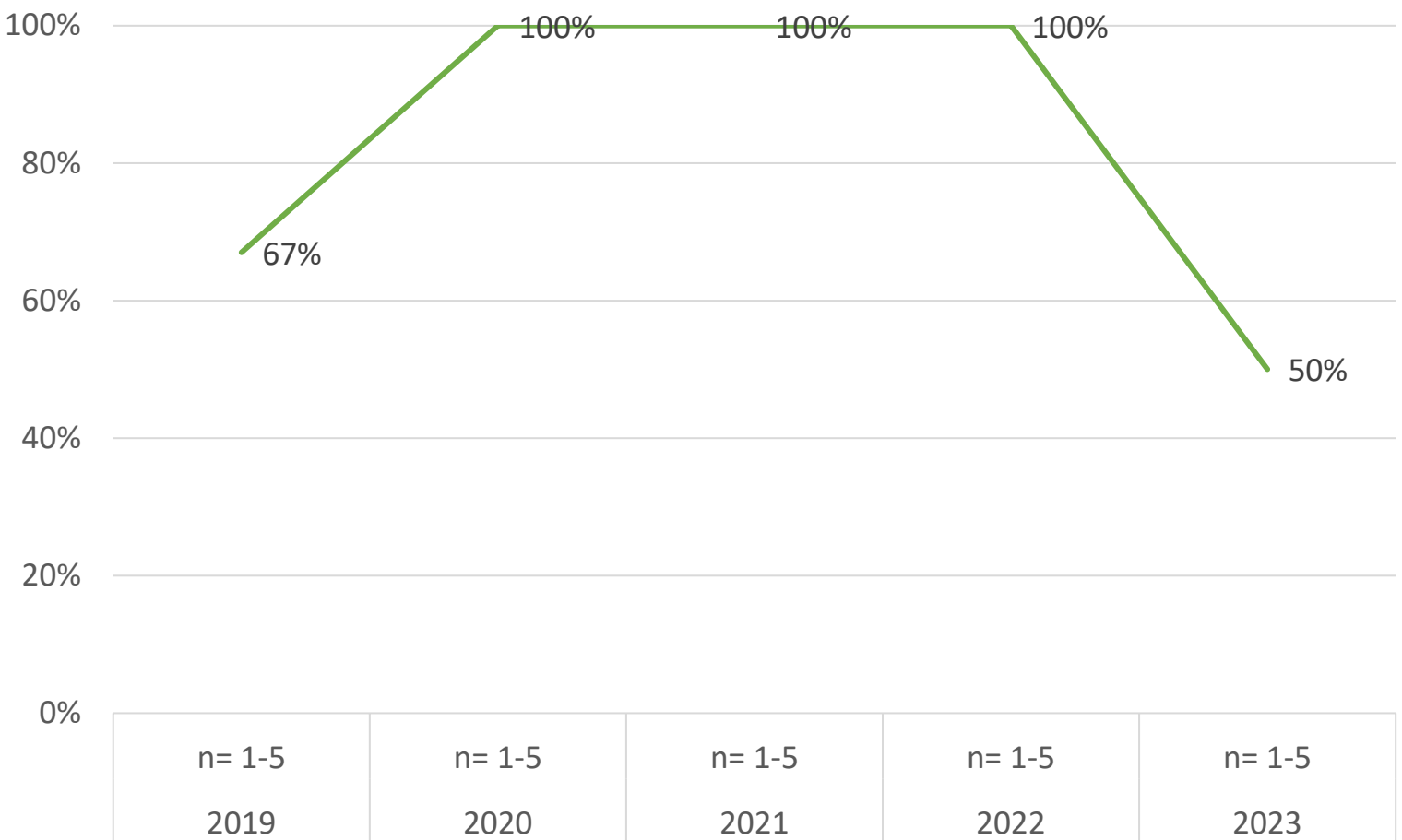
Perm in 12-23 months

Perm in 24+ months

Caseworkers are partnering with children’s providers to understand the needs of the child around social relationships, activities and recreation, and day to day material needs. Caseworkers ensure that children over 14yo are referred for the Independent Living Program and supports to ensure they are successful as young adults. Caseworkers are informally evaluating children during their home visits and referring children for formal assessments, designed to both understand the needs of the child and to help outline a plan for caregivers to follow.

**The case review data shows performance trends regarding efforts to assess children’s needs and provide services in the cases reviewed for which the measure applied over the last 5 years.**

Deep Dive: Needs Assessment & Services for Child



Source: CFSR Item 12a

## Lead Measure: Time to Jurisdiction

Recurrence of MalTx

Reentry to sub-care

MalTx in sub-care

Placement Stability

Perm in 12 months

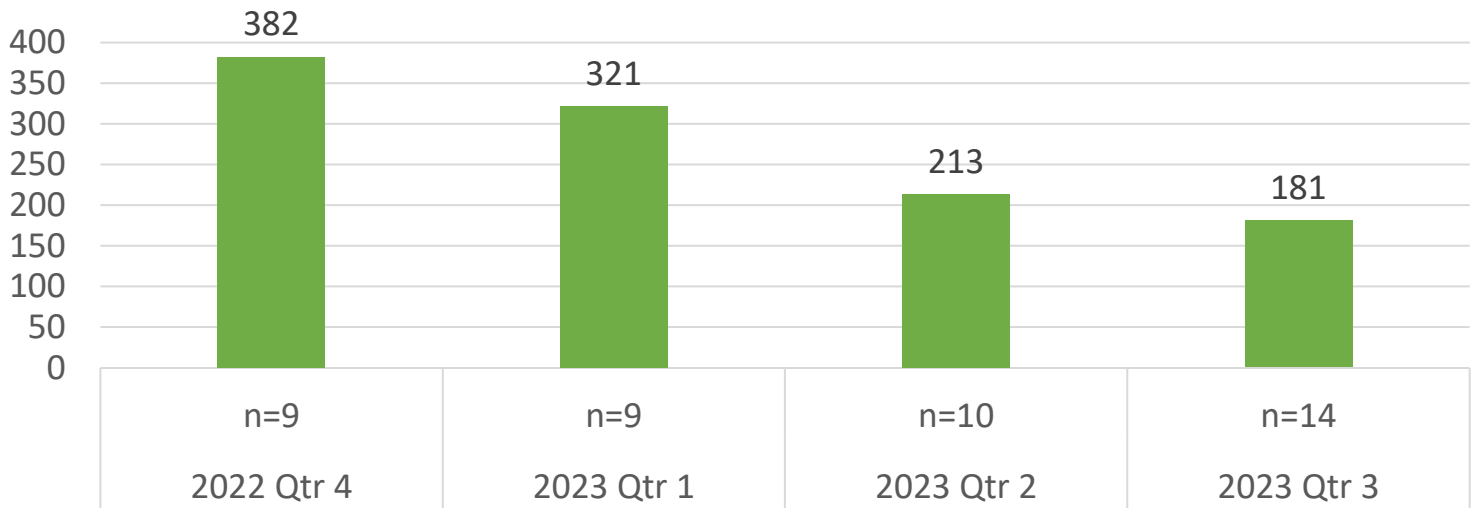
Perm in 12-23 months

Perm in 24+ months

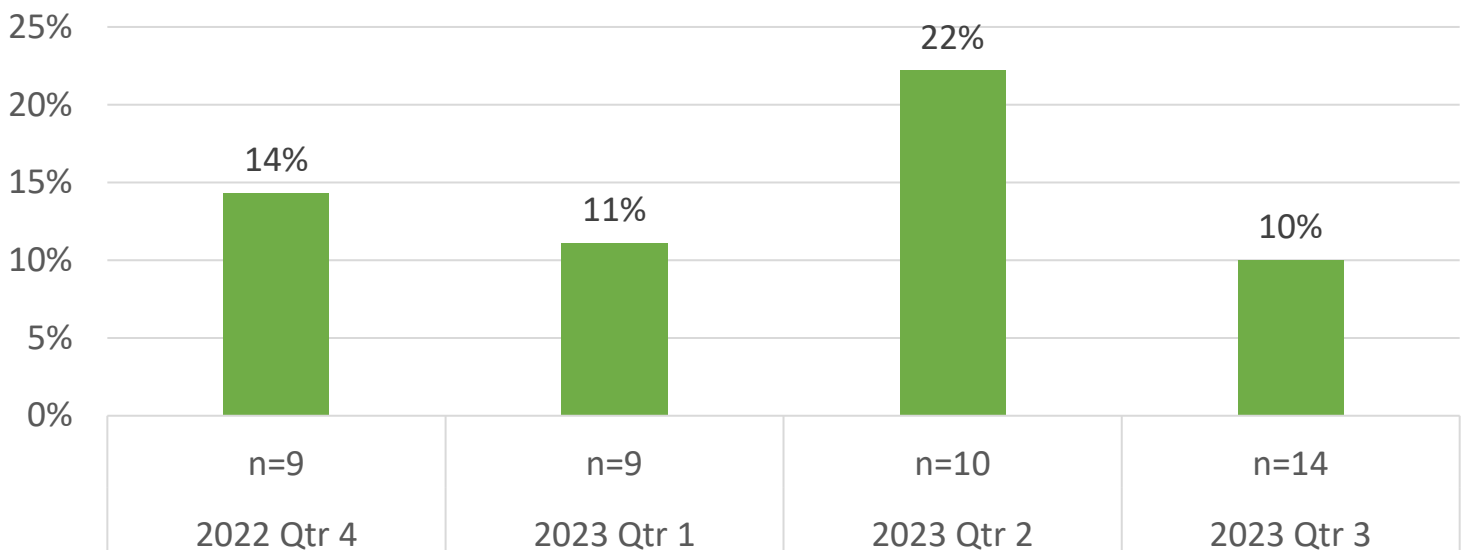
Parents have the right and opportunity to engage the court as the proceedings relate to their families. Establishing timely jurisdiction ensures case plans can proceed; timelines designed to protect children from languishing in care are impacted by the length of time to establish jurisdiction. We rely on our legal partners and the Juvenile Court to help meet these timelines.

**Courts aim to establish jurisdiction within 60 days of a child's placement in care. The data below tracks how frequently that occurs, broken into quarters by the Oregon Circuit Court. First by median days to jurisdiction, and then the percent of cases for which jurisdiction was established within 60 days.**

### Median Days to Jurisdiction



### % of Cases in Which Jurisdiction was Established within 60 Days

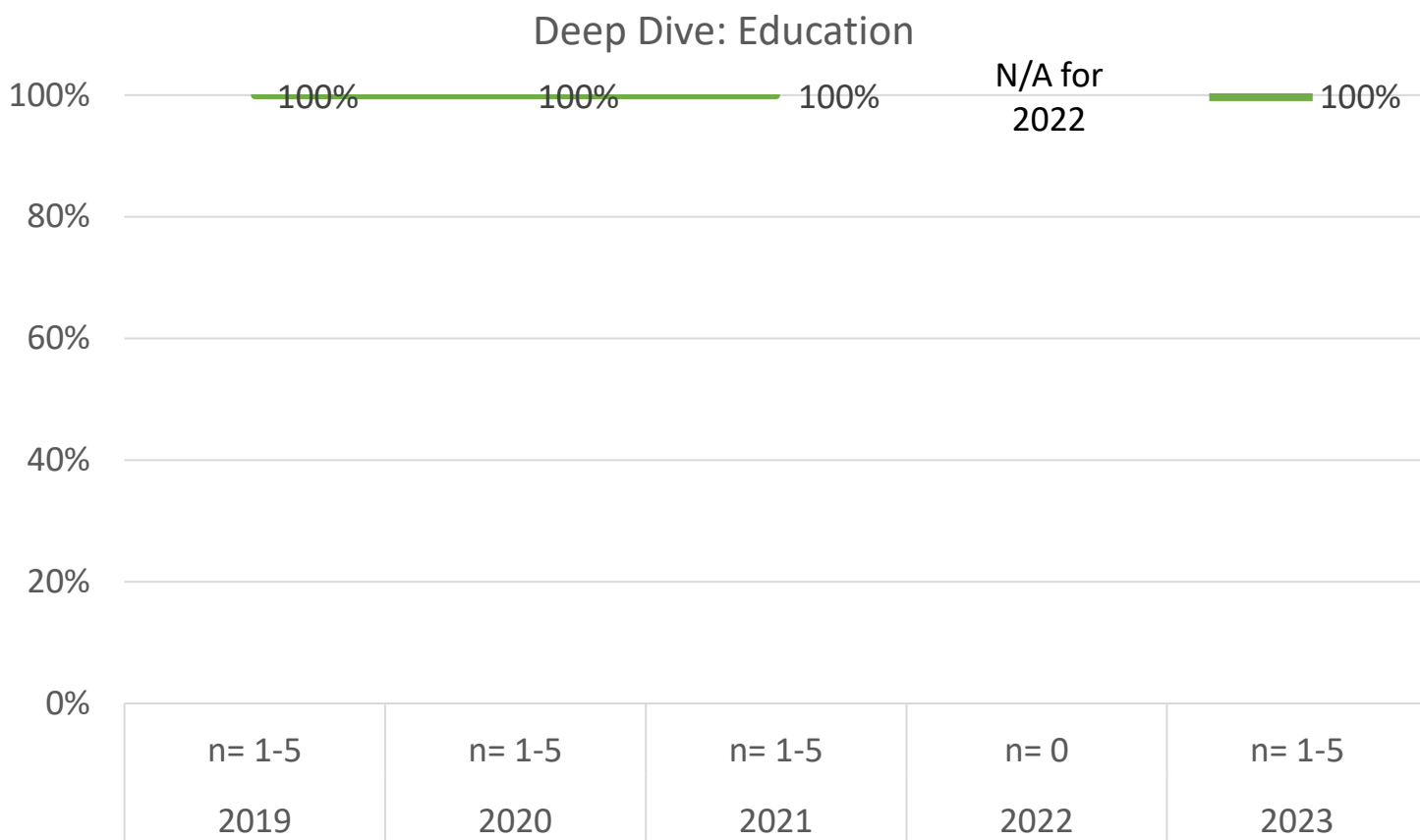


Source: JCIP Dashboard



When children are placed in substitute care, caseworkers work alongside Resource Parents and partners in the child’s school systems to ensure all educational needs are met, both initially and ongoing. This includes attending and supporting the child’s IEP meetings and goals.

**The case review data below shows performance trends regarding efforts to meet children’s educational needs in the cases reviewed for which the measure applied over the last 5 years.**

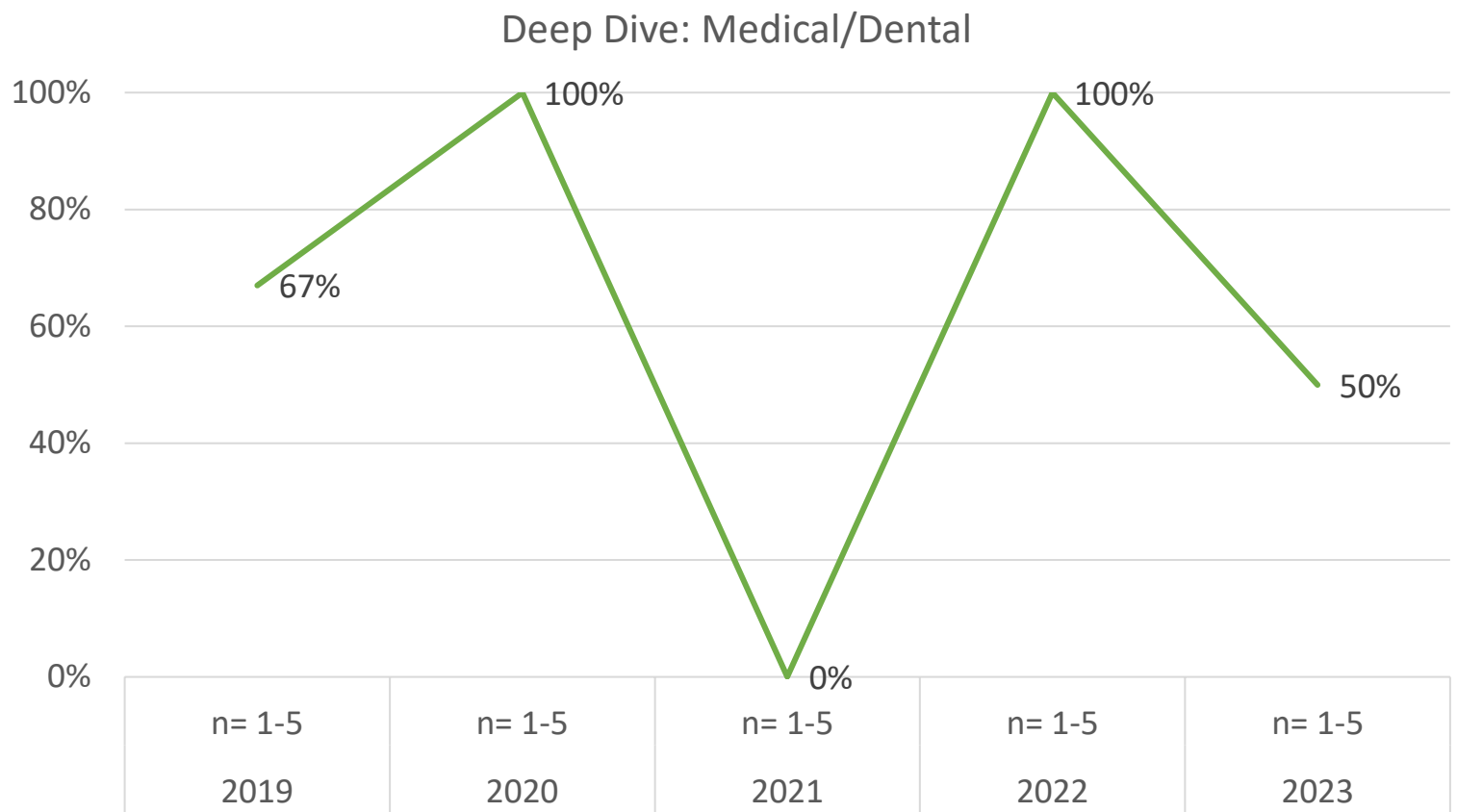


Source: CFSR Item 16

- Recurrence of MaTx
- Reentry to sub-care
- MaTx in sub-care
- Placement Stability
- Perm in 12 months
- Perm in 12-23 months
- Perm in 24+ months

Caseworkers and Resource Parents ensure the child’s medical and dental needs are being met both upon the child’s initial placement in substitute care and ongoing. Children are being seeing for well-child visits, having dental cleanings, and are up to date with immunizations. Resource Parents fill out medication logs for any prescribed non-psychotropic medications.

**The case review data below shows performance trends regarding efforts to meet children’s medical and dental needs in the cases reviewed for which the measure applied over the last 5 years.**

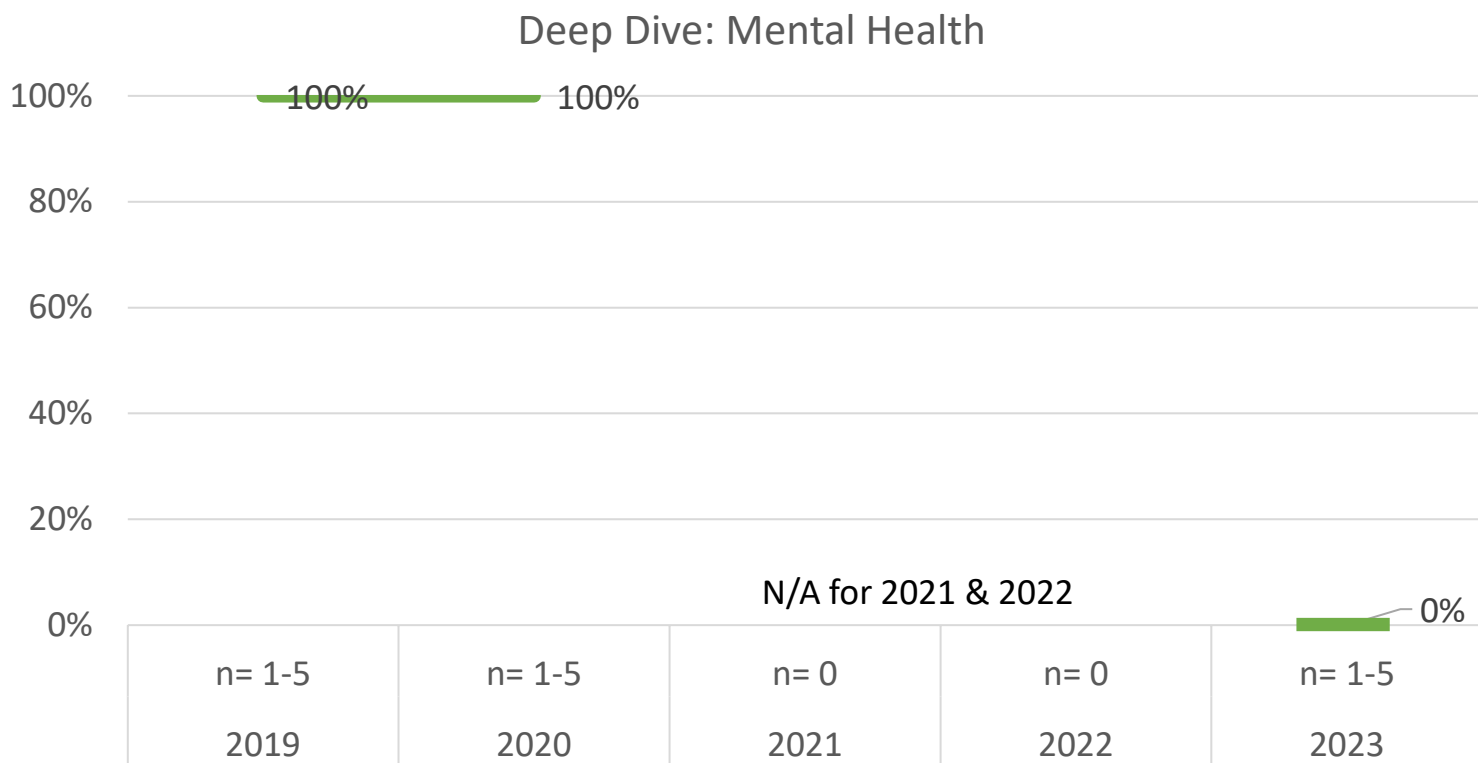


Source: CFSR Item 17

- Recurrence of MaTx
- Reentry to sub-care
- MaTx in sub-care
- Placement Stability
- Perm in 12 months
- Perm in 12-23 months
- Perm in 24+ months


























Caseworkers and Resource Parents also partner to ensure children’s mental health needs are met, as being placed in substitute care in and of itself is traumatic. Caseworkers and Resource Parents are ensuring children are getting regular and ongoing assessments and then being connected to the necessary services. If a child is prescribed psychotropic medications, the Resource Parent tracks these on a medication log and sends them to the agency.

**The case review data below shows performance trends regarding efforts to meet children’s mental health needs in the cases reviewed for which the measure applied over the last 5 years.**



Source: CFSR Item 18

## Lead/Lag Measurement Matrix

Lead measures		Site Performance	Re- MalTx	Re-entry	Mal Tx FC	Place stability	Perm 12 mo	Perm 13-23 mo	Perm 24+ mo
Timeliness of Initiation of Investigations	Qualitative	N/A							
	Quantitative	 39%							
Efforts to Prevent Removal		 100%							
Sufficiency of Information Gathered for Assessment		 56%							
Risk & Safety Assessment		 50%							
Accuracy and Sufficiency of Ongoing Safety Plan		 29%							
Safety Threat Identification Accuracy		 75%							
M2HN Identification Accuracy		 33%							
M2HN Services Provided		0%							
Stability of Substitute Care Placement		 100%							
Initial placement with kin or kith	Qualitative	0%							
	Quantitative	 23%							
Placement with siblings		NA							
Needs Assessment & Services for Resource Parents		 100%							
Efforts to Achieve Permanency		0%							
Appropriate & Timely Permanency Plans	Qualitative	 33%							
	Quantitative	 100%							
Child & Family Involvement in Case Planning		 50%							
Timeliness of Jurisdiction		 10%							
Monthly FTF with child	Qualitative	 50%							
	Quantitative	 98%							
Monthly FTF with Parent	Qualitative	 50%							
	Quantitative	 45%							
Family Time with Parents and Siblings		 100%							
Relationship of Child in Care with Parents		 100%							
Preserving Cultural Connections		 100%							
Needs Assessment & Services for Children		 50%							
Needs Assessment & Services for Parent		 50%							
Mental Health Needs of the Child		0%							
Medical & Dental Needs of the Child		 50%							
Educational Needs of the Child		 100%							

Active Efforts	Means affirmative, active, proactive, thorough, and timely efforts intended primarily to maintain or reunite an Indian child with his or her family. Active efforts must involve assisting the parent or parents or Indian custodian through the steps of a case plan and with accessing or developing the resources necessary to satisfy the case plan. There is not standardized measurement tool; as each family's needs are unique and active efforts are expected to meet those needs.
APPLA	Means "Another Planned Permanent Living Arrangement", which is a permanency option for foster youth, only when other options such as reunification, relative placement, adoption, or legal guardianship have been ruled out
ASFA	Means "Adoption and Safe Families Act" and refers to federal guidelines and timelines that child welfare agencies are required to meet
Assignment	Means that a call to the hotline is determined to be suspicious for child abuse and will require further investigation. The Oregon Child Abuse Hotline (ORCAH) screeners will assign the case to the geographically appropriate site or branch for assessment by a Child Protective Services caseworker
CFSR	Means "Child and Family Services Review" and refers to reviews that are conducted annually to help states improve safety, permanency and well-being outcomes for children and families who receive services through the child welfare system
Concurrent Plan	Means an approach that seeks to eliminate delays in attaining permanency for children and youth in foster care. Effective implementation requires comprehensive and early assessment. It involves identifying and working toward a child's primary permanency goal (such as reunification with the birth family) while simultaneously identifying and working on a secondary goal (such as guardianship with a relative). (source: childwelfare.gov)
CPS	Means "Child Protective Services" and refers to a specialized social service program that Child Welfare provides on behalf of children or, when applicable, young adults who may be unsafe after a report of abuse is received
CPS Disposition	Means a determination that completes a CPS assessment. Dispositions are discussed in OAR 413- 015-1000 and include founded, unfounded/unsubstantiated, and unable to determine
CQI	Means Continuous Quality Improvement
Cultural Heritage	Means the language, customary beliefs, social norms, and material traits including, but not limited to, the dress, food, music, and dance of a racial, religious, or social group that are transmitted from one generation to another
Disproportionality	Children of Black or African American and American Indian or Native Alaskan families are brought to the attention of Child Welfare agencies and placed in substitute care at a rate that is higher than to their representation in the population of a community



DM	Means “District Manager” and refers to the staff member who manages Child Welfare & Self Sufficiency Programs for the district
Family First/FFPSA	Mean “Family First Prevention Services Act” and refers to a federal act which aims to preventatively preserve families
Family Time	Means time during which children/youth who are place in foster care spend with their parents, siblings, and other important members of their families
Fidelity Reviews	Means the review process that CW completes to audit the quality of casework in order to assure case practice is true to the Oregon Safety Model (OSM)
Founded	Means the determination, or disposition, following an investigation by Child. Protective Services, which means there is “believable evidence” that child abuse or neglect
ICWA	Means “Indian Child Welfare Act” and refers to the United States federal law that governs jurisdiction over the removal of Native American children from their families in custody, foster care and adoption cases
IEP	Means “Individualized Education Plan” and lays out the special education instructions, supports, and services a student needs to thrive in school
In Home	Cases in which child welfare caseworkers offer support and services to address safety concerns while the children remain in the family home.
JCIP	Means “Juvenile Court Improvement Program” and refers to a federally funded project to improve court practice in child abuse and neglect cases.
Lag Measure	Means a historical measure of performance; for our purposes, the lag measures are the performance measures that are federally tracked.
LEA	Means Law Enforcement Agency
Lead measure	Means the highest leverage actions or activities that can accomplish goals and contribute to the performance of the lag measures.
M2HN	Means “Moderate to High Needs” and refers to families where family behaviors, conditions, or circumstances are occurring now and over the next year without intervention, are likely to have a negative impact on a child’s physical, sexual, psychological, cognitive, or behavioral development or functioning.
Maltreatment in Substitute Care	Measures the rate at which there are founded investigations of abuse once a child is in a substitute care placement.
ORCAH	Means Oregon Child Abuse Hotline and refers to the division of Child Welfare responsible for receiving and assigning for investigation community reports of child abuse
ORICWA	Means “Oregon Indian Child Welfare Act” and refers to Oregon’s Law which upholds the Child Welfare Vision for Transformation principles and values where children thrive by growing up in a family, community relationships are valuable, self determination is fostered, and prevention efforts are critical to maintaining the family unit

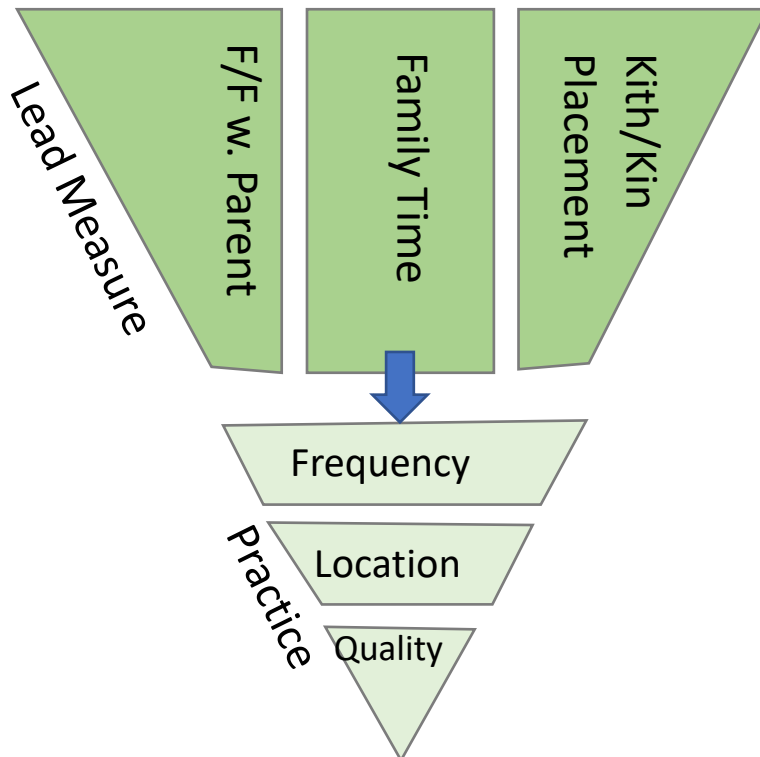
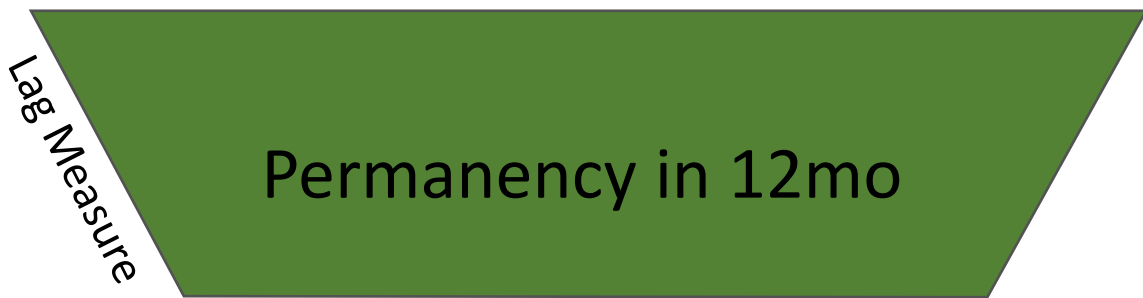
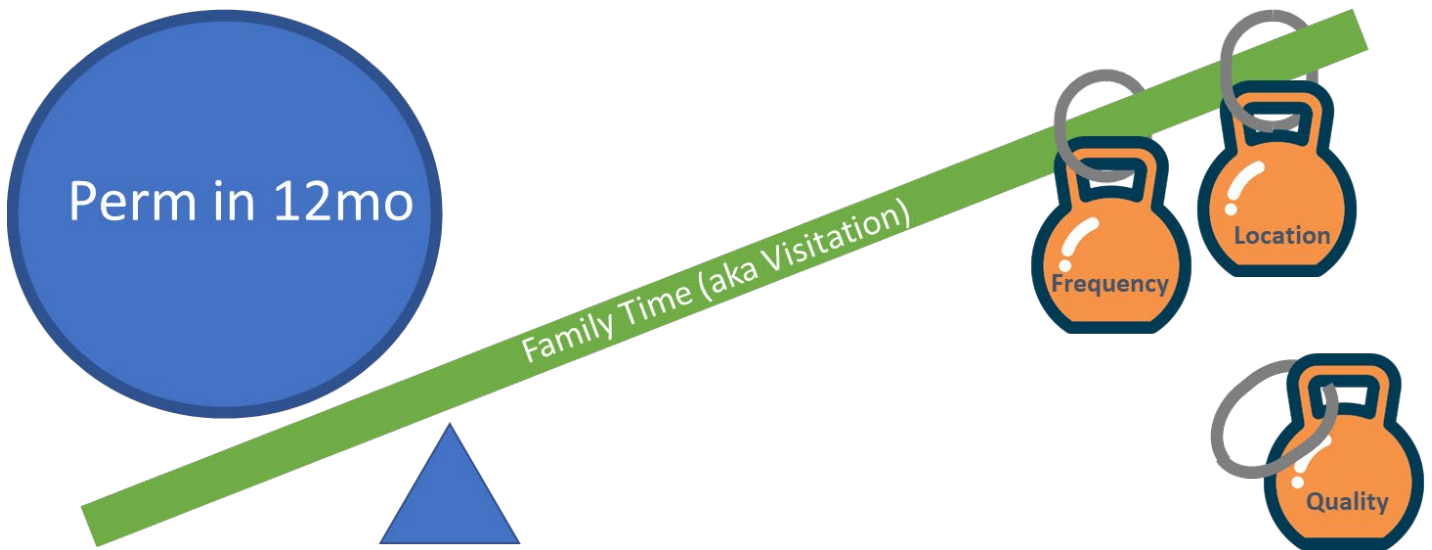
Permanency in 12 Months	This measurement captures the percent of children who leave substitute care to a lasting family setting in a 12mo period. This is most often reunification; a safe return home within 12 months of their entry to substitute care.
Permanency in 13-23 Months	This measurement captures the percent of children who leave substitute care to permanency in a 13-23mo timeframe.
Permanency in 24+ Months	This measurement captures the percent of children who leave substitute care to permanency in 24mo timeframe or longer.
Placement stability	Is a Federal Measure which shows the rate of placement moves 1,000 per day of foster for all children who <i>entered care</i> in a 12-month target period. Unit of analysis is the placement move and days in removal episode during the 12-month target period
PM	Means “Program Manager” and refers to a Child Welfare staff who manages a particular child welfare program and/or a child welfare program in a certain district
Qualitative	measuring, or measured by the quality of something rather than its quantity.
Quantitative	measuring, or measured by the quantity of something rather than its quality
Recurrence of Maltreatment	Recurrence of Maltreatment measures the rate at which children who were victims of a founded investigations were then named as victims of a subsequent founded abuse report within a 12mo timeframe.
Re-Entry to Substitute Care	Re-entry to Substitute Care measures the rate at which children who have already been placed in in substitute care and were returned home within a 12mo timeframe are placed in substitute care again within a subsequent 12mo timeframe of that initial return.
Resource Parent	Means a person who operates a home that has been approved by the Department to provide care for an unrelated child or young adult placed in the home by the Department
Root Cause Analysis	Means a factor that caused a nonconformance and should be permanently eliminated through process improvement. The root cause is the core issue—the highest-level cause—that sets in motion the entire cause-and-effect reaction that ultimately leads to the problem(s).
SNAP	Means Supplemental Nutrition Assistance Program and refers to the federally funded program that offers nutrition assistance to eligible individuals and families

SSP (Self-Sufficiency Program)	Means Oregon’s Self-Sufficiency program, which is meant to provide a safety net, family stability and a connection to careers that guide Oregonians out of poverty. It consists of: Temporary Assistance for Needy Families (TANF), Supplemental Nutrition Assistance Program (SNAP), Employment Related Day Care (ERDC), Temporary Assistance for Domestic Violence Survivors (TA-DVS), Refugee Program, and Runaway and Homeless Youth.
TANF (Temporary Assistance for Needy Families)	Means Oregon’s program that provides cash benefits to low-income families with children. These benefits help meet a family's basic needs like food, clothing, rent and utilities while they work toward self-sufficiency
TPR	Means “Termination of Parental Rights” and refers to any action which results in the termination of the parent-child relationship
Unable to Determine	Means there is some indication abuse occurred, but there is insufficient information to conclude there is a reasonable cause to believe abuse occurred
Unfounded	Means there is no evidence abuse occurred, also known as unsubstantiated
Vision for Transformation	Means Oregon’s plan for change that is based on a belief that children do best growing up in a family and on values related to honoring and supporting cultural wisdom, building community resilience and voice, and ensuring the self-determination of our communities. of color

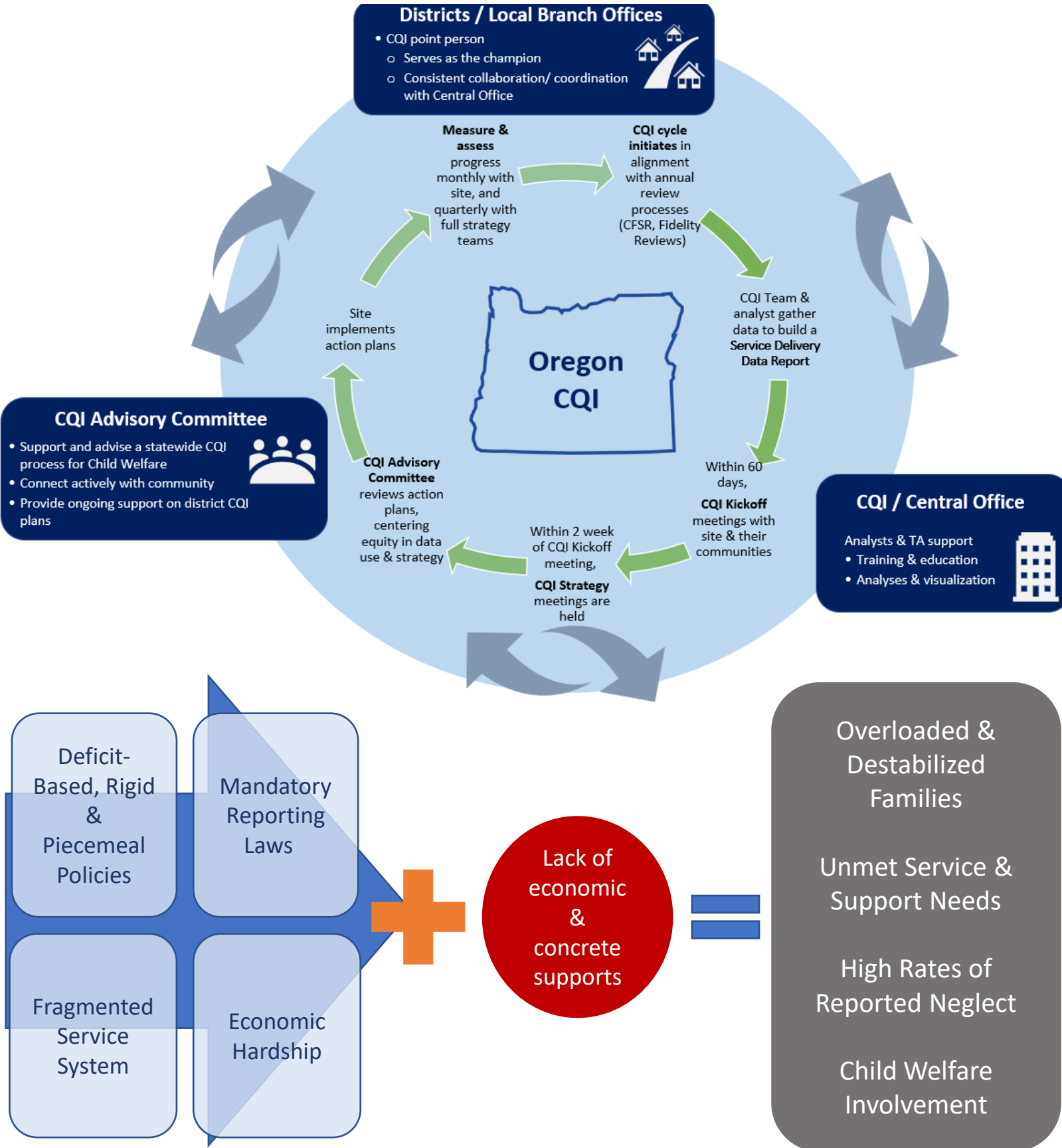
Helpful links

Federal Measures Dashboard	<a href="https://www.oregon.gov/dhs/data/pages/cw-fpms.aspx">https://www.oregon.gov/dhs/data/pages/cw-fpms.aspx</a>
Vision for Transformation	<a href="https://sharedsystems.dhsoha.state.or.us/DHSForms/Served/de2445.pdf">https://sharedsystems.dhsoha.state.or.us/DHSForms/Served/de2445.pdf</a>

# Appendix A



# Appendix B



Source: Chapin Hall, April 2022