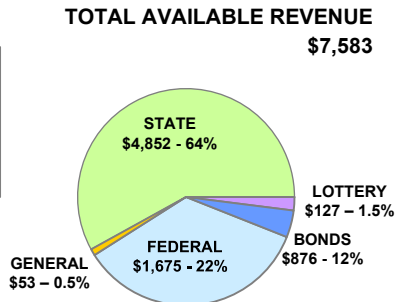


SOURCES AND USES OF FUNDS

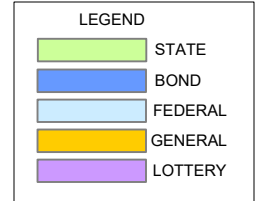
DEPARTMENT OF TRANSPORTATION 2025-2027 Legislatively Adopted Budget

(dollar amounts are in millions)

SOURCES OF FUNDS



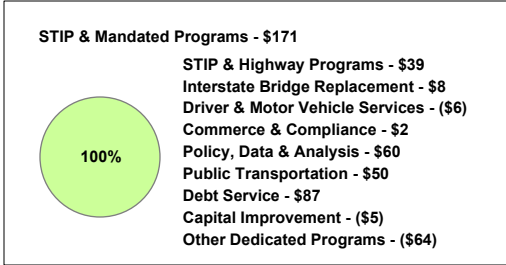
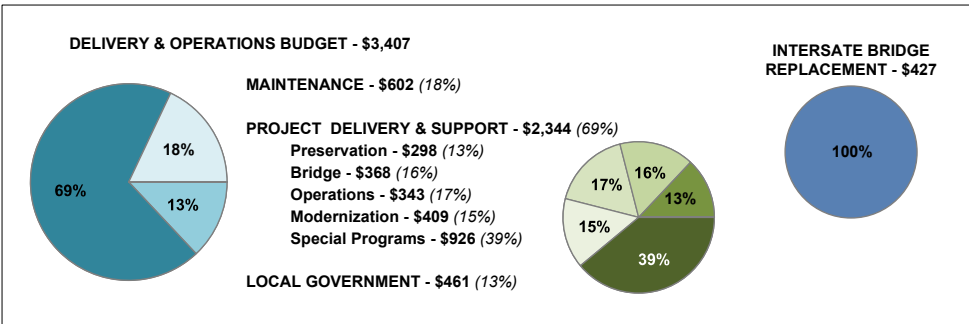
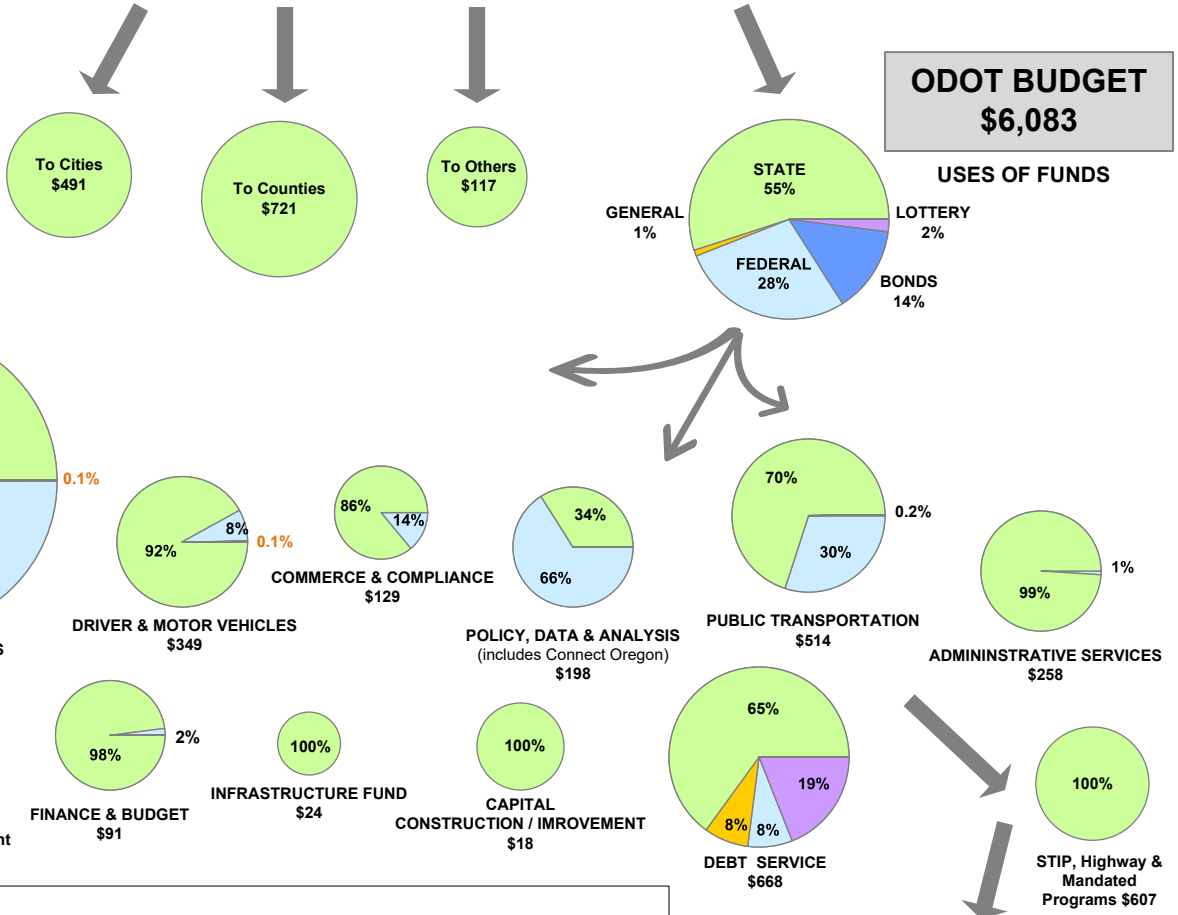
REVENUES	
Beginning Balance	\$ 604
Motor Fuels Tax	1,368
Federal Fund	1,675
Weight Mile Tax	982
Driver & Vehicle Fees	1,098
Transportation License & Fees	114
Transfers to ODOT	608
General Fund	53
Lottery Debt Service	127
Bond Sale Proceeds	876
Sales and Charges for Service	20
All Other Revenue	58
REVENUE TO ODOT	\$ 7,583



TOTAL SOURCES OF TRANSPORTATION FUNDS

USES OF FUNDS

ODOT BUDGET \$6,083



SOURCES AND USES OF FUNDS
OREGON DEPARTMENT OF TRANSPORTATION 2025-2027 Governors Recommended Budget

SOURCES OF FUNDS (Transfers-in / Revenue)

- ▶ Total Transportation Revenue: \$7,583 million.
- ▶ Beginning Balance: \$604 million.
- ▶ Motor Fuels Tax: \$1,368 million.
Includes motor fuel and aviation fuel taxes.
- ▶ Federal Funds: \$1,675 million.
Primarily for Delivery & Operations Division, with lesser amounts for Transportation Safety, Commerce & Compliance Rail Safety, Policy Data & Analysis Division, Public Transportation and other programs.
- ▶ Weight Mile Taxes: \$982 million.
Graduated tax based on vehicle's weight and miles traveled on public roads.
- ▶ Driver and Vehicle Fees: \$1,098 million.
Includes driver license fees, vehicle registrations, title fees for passenger vehicles, buses, trailers, motorcycles, etc. This category contains a large number of fees for various areas from snowmobile titles to specialty license plates.
- ▶ Transportation Licenses and Fees: \$114 million.
Includes truck registrations, vehicle and Sno-Park permits.
- ▶ Transfers to ODOT: \$608 million.
These funds come from dedicated revenues: cigarette tax (\$3.4M), local match on construction projects (\$211.2M), Parks & Recreation fee collection (\$1.1M), bike tax (\$1.4M), privilege tax (\$42.2M), use tax (\$20.3M), payroll transit tax (\$305M), and others (\$23.2M).
- ▶ General Fund: \$53 million.
GF backed bond Debt Service (\$50M), City of Cascade Locks McCord Creek Bridge Powerline Relocation Project (\$1M), Boone Bridge Replacement Project (\$1M), DMV Portable Office and Governor's Housing Project Priority Review Staff (\$0.7M).
- ▶ Lottery Funds: \$127 million.
Debt Service for legislatively directed pass-through bond payments for Fanno Creek Regional Trail Improvements, Industrial Rail Spur Infrastructure, Juntura-Harney Road, Lane Transit District Project, Port of Coos Bay Rail Link, Portland Street Car Projects, Salem-Keizer Transit Center, Sherwood Pedestrian Bridge, South Metro Commuter Rail Project, SW Capitol Highway Project (Portland), TriMet SE Metro Commuter Rail, and Connect Oregon Projects.
- ▶ Revenue Bond Proceeds: \$581 million.
GARVEE bond proceeds for ADA Curb Ramp projects and Highway User Tax bond proceeds for from the second sale of the HB 2017 \$30M.
- ▶ Lottery Bond Proceeds: \$45 million.
For expenditures related to the Hood River White Salmon Bridge Replacement Project.
- ▶ General Obligation Bond Proceeds: \$250 million.
Oregon's match of the joint the Oregon/Washington Interstate Bridge Replacement Project.
- ▶ Sales & Charges for Service: \$20 million.
Includes sale of DMV records, Delivery & Operations Division miscellaneous services, and sale of property, timber and equipment.
- ▶ All Other Revenue: \$58 million.
Items in this category include railroad gross revenue receipts (\$7M), interest income (\$23M), Infrastructure Bank - loan repayment (\$7M), rent and fines (\$3M), and other miscellaneous revenue (\$18M).

USES OF FUNDS (Transfers-out / Expenditures)

- ▶ Mandated Distributions and Transfers
 - Mandated distribution to Cities - \$491M. From Fuels Tax, Weight Mile, Driver and Vehicle Fees, and Licensing.
 - Mandated distributions to Counties - \$721M. From Fuels Tax, Weight Mile, Driver and Vehicle Fees, and Licensing.
 - Mandated distributions to other Oregon State Agencies - \$117M. Parks, Marine Board, Aviation, State Police and other agencies.
- ▶ Delivery & Operations Division:
 - Highway Maintenance Program \$602M. Maintenance and repair of existing highways to keep them safe and usable for the traveling public.
 - Preservation Program - \$298M. Paving and reconstruction to add useful life and safety improvements to existing highways.
 - Bridge Program - \$368M. Work to preserve and ensure safety on over 2,600 bridges, tunnels, and culverts on the state highway system.
 - Modernization Program - \$409M. Building capacity improvements to highways, such as new or widened lanes, and to improve highway safety.
 - Operations/Safety Program - \$343M. Slide & rockfall repairs, traffic signaling systems, ramp metering, access management, information for drivers, and other improvements to facilitate traffic operation on the system.
 - Special Programs - \$926M. Includes Tolling, Salmon and Watersheds, Scenic Byways, Pedestrian and Bicycle, Winter Recreation Parking, Snowmobile Facilities, etc.
 - Interstate Bridge Replacement Project - \$427M. A joint partnership between ODOT and the Washington State Department of Transportation (WSDOT) to develop and implement the replacement of the bridge with seismically resilient multimodal structures, expand active transportation, and make improvements to Interstate 5.
 - Local Government Program - \$461M. Non-Mandated partnerships with Cities, Counties, and regional governments on transportation projects.
- ▶ Driver and Motor Vehicles Services Division - \$349M. Licenses and regulates users of the transportation system to promote transportation safety, protects consumer interest, and facilitates other government programs. Coordinates statewide safety programs such as intoxicated driving, youthful drivers, safety belts and restraints.
- ▶ Commerce & Compliance Division - \$129M. Registers and inspects trucks and enforces weight, dimension and federal safety regulations. Regulates rail and crossing safety for freight and passenger rail.
- ▶ Public Transportation Division - \$514M. Administers federal and state funding programs for public transportation across the state. Provides grant assistance and technical help to communities and local transportation providers for elderly and disabled and public transportation services. Other programs include transportation services for the general public in rural and small cities, Intercity Passenger Transportation, Transportation Demand Management and Transit Planning. Manages and markets inter-city passenger rail and associated bus operations.
- ▶ Policy, Data & Analysis - \$198M. Provides funding for local governments to integrate transportation planning; conducts short and long term transportation planning, research, and data collection in support of the transportation management systems. This includes \$48M for the Connect Oregon program.
- ▶ ODOT Administrative Services - \$258M. Includes: director's office, headquarters, communications, government relations, internal audits, human resources, information systems, purchasing, facilities operations, social equity, civil rights and employee safety.
- ▶ Finance & Budget - \$91M. Includes financial services, gas tax collection, budget services, economics and debt services, statewide investment management services, and office of innovative funding.
- ▶ Debt Service - \$668M. Includes Lottery backed bonds (\$127M), Highway backed bonds include JTA (\$133M), OTIA Local Bridge (\$44M), OTIA (\$180M), Highway GO bonds (\$71M), Transportation Building (\$6M), I5 Bridge Replacement (\$35M), State Radio Project General Fund (\$11M), General Fund Debt Service on Safety Improvement projects (\$4M), Federal Fund BABs subsidy (\$18M), and GARVEE Bonds for ADA curb ramps (\$39M).
- ▶ Infrastructure Fund - \$24M. Local Governments, Transit providers and others are eligible borrowers for the revolving loan program supporting transportation projects (\$18M). The Limited Grant Program helps fund projects and activities that reduce wildlife-vehicle collisions and improve habitat connectivity. (\$6M).
- ▶ ODOT Capital Improvement - \$18M.
- ▶ Committed STIP Reserves, Dedicated Funds & Revenue Shortfalls - \$171M - includes the following: State Highway Fund (\$39M), Interstate Bridge Replacement (\$8M), DMV, Transportation Safety & Towing Board (-\$6M), Commerce & Compliance Rail Safety (\$2M), Policy, Data & Analysis (\$60M), Public Transportation & Passenger Rail Operations (\$50M), Debt Service (\$87M), Capital Improvement (-\$5M), and Others (-\$64M).