


SOURCES AND USES OF FUNDS

DEPARTMENT OF TRANSPORTATION

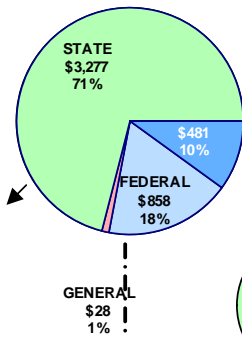
2015-2017 Legislatively Adopted Budget



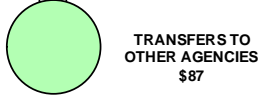
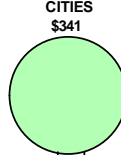
REVENUES	
Beginning Balance	\$ 504
Motor Fuels Tax	1,087
Federal Funds	858
Weight Mile Tax	608
Driver and Vehicle Licenses	677
Transportation License. & Fees	101
Transfers to ODOT	124
General Fund	28
Lottery Proceeds	107
Bond/COP Sales	481
Sales and Charges for Service	30
All Other Revenue	39
TOTAL REVENUE	\$ 4,644

TOTAL AVAILABLE REVENUE

\$4,644

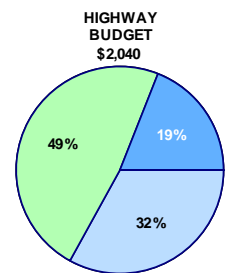
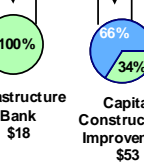
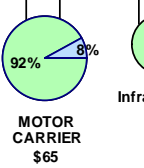
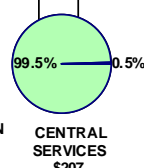
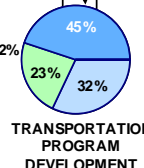
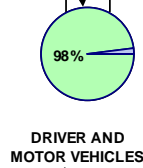
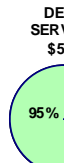
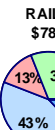
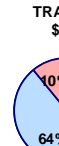
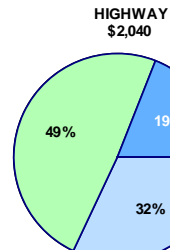
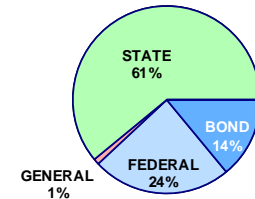


TOTAL SOURCES OF TRANSPORTATION FUNDS



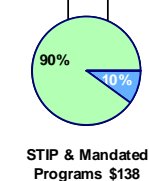
ODOT BUDGET \$3,561

USES OF FUNDS



Maintenance \$472	Preservation \$266	Bridge \$204	Local Government \$398
Special Programs \$260	Operations \$135	Modernization \$305	

STIP & Mandated Programs \$138	STIP & Mandated Highway Programs \$86	Rail/Transit/Safety \$10	Infrastructure Bank \$2
	Trans. Program Dev. \$16 (bond proceeds)	Other Dedicated Programs \$24	



Dollar amounts are in millions
Updated 8/19/15

SOURCES AND USES OF FUNDS

OREGON DEPARTMENT OF TRANSPORTATION - 2015-2017 Legislatively Adopted Budget

SOURCES OF FUNDS (Revenue)

- ◆ Total Transportation Revenue: \$4,644 million.
- ◆ Beginning Balance: \$504 million.
- ◆ Motor Fuels Tax: \$1,087 million. Includes motor fuel and aviation fuel taxes.
- ◆ Federal Funds: \$858 million. Primarily for Highway Division, with lesser amounts for Transportation Safety, Transportation Program Development, Public Transit and other programs.
- ◆ Weight Mile Taxes: \$608 million. Graduated tax based on vehicle's weight and miles traveled on public roads.
- ◆ Driver and Vehicle Licenses and Fees: \$677 million. Includes driver license fees, vehicle registrations, title fees for passenger vehicles, buses, trailers, motorcycles, etc. This category contains a large number of fees for various areas from snowmobile titles to specialty license plates.
- ◆ Transportation Licenses and Fees: \$101 million. Includes truck registrations, vehicle and Sno-Park permits.
- ◆ Transfers to ODOT: \$124 million. These funds come from dedicated revenues: cigarette tax (\$6m), local match on construction projects (\$99m), Parks & Rec fee collection (\$0.5), and others.
- ◆ General Fund: \$28 million. Allocation for Transit E & I Program
- ◆ Lottery Funds: \$107 million. Legislatively directed pass-through bond payments for Rail Short Line, Rail Industrial Spur Projects, South Metro Commuter Rail, Connect Oregon I, II, III, and IV Street Car Project, and Southeast Metro Milwaukie Extension.
- ◆ Bond Proceeds for JTA Program, Connect Oregon VI & Highway Safety Improvement \$481 million.
- ◆ Sales & Charges for Service: \$30 million. Includes sale of DMV records, Highway Division miscellaneous services, and sale of property, timber and equipment.
- ◆ All Other Revenue: \$39 million. Items in this category include railroad gross revenue receipts (\$4 million), interest income (\$10 million), Infrastructure Bank - loan repayment (\$6 million), rent and fines (\$3 million), and other miscellaneous or Policy Option Package revenue.

USES OF FUNDS (Transfers / Expenditures)

- ◆ Mandated Distributions and Transfers
 - Mandated distributions to Counties - \$517 million. From Fuels Tax, Weight Mile, and Licensing.
 - Mandated distribution to Cities - \$341 million. From Fuels Tax, Weight Mile, and Licensing.
 - Mandated distributions to other Oregon State Agencies - \$87 million. Parks, Marine Board, Aviation and other agencies.
- ◆ Highway Division consists of the following programs
 - Highway Maintenance Program - \$472 million. Maintenance and repair of existing highways to keep them safe and usable for the traveling public.
 - Preservation Program - \$266 million. Paving and reconstruction to add useful life and safety improvements to existing highways.
 - Bridge Program - \$204 million. Work to preserve and ensure safety on over 2,600 bridges, tunnels, and culverts on the state highway system.
 - Modernization Program - \$305 million. Building capacity improvements to highways, such as new or widened lanes, and to improve highway safety.
 - Operations/Safety Program - \$135 million. Slide & rockfall repairs, traffic signaling systems, ramp metering, access management, information for drivers, and other improvements to facilitate traffic operation on the system.
 - Local Government Program - \$398 million. Non-Mandated partnerships with Cities, Counties, and regional governments on transportation projects.
 - Special Programs - \$260 million. Includes Salmon and Watersheds, Scenic Byways, Pedestrian and Bicycle, Winter Recreation Parking, Snowmobile Facilities, etc.
- ◆ Driver and Motor Vehicles Services Division - \$210 million. Licenses and regulates users of the transportation system to promote transportation safety, protects consumer interest, and facilitates other government programs.
- ◆ Motor Carrier Transportation Division - \$65 million. Registers and inspects trucks and enforces weight, dimension and federal safety regulations.
- ◆ Public Transit Division - \$96 million. Provides grant assistance and technical help to communities and local transportation providers for elderly and disabled and public transportation services. Other programs include transportation services for the general public in rural and small cities, Intercity Passenger Transportation, Transportation Demand Management and Transit Planning.
- ◆ Transportation Program Development - \$177 million. Provides funding for local governments to integrate transportation planning; conducts short/long term transportation planning, research, and data collection in support of the transportation management systems. This includes \$79 million for Connect Oregon payout.
- ◆ Rail Division - \$78 million. Regulates rail and crossing safety for freight and passenger rail. Manages and markets inter-city rail and associated bus operations.
- ◆ Transportation Safety Division - \$36 million. Coordinates statewide safety programs such as intoxicated driving, youthful drivers, safety belts and restraints.
- ◆ Central Services Limitation - \$207 million. Central support includes: finance, gas tax collection, information systems, human resources, support services, internal audit, director's office, communications, safety and government relations.
- ◆ Debt Service - \$581 million. Includes \$107 million for Lottery backed bonds. Highway backed bonds include JTA (\$94m), OTIA Local Bridge (\$11.4 million), OTIA (\$312 million), Local Streets Network (\$8.4 million), DMV HQ Building (\$1.6 million), Transportation Building (\$8.5 million), and SRP (\$38 million Other Funds).
- ◆ Infrastructure Bank - \$18 million. A revolving loan program for transportation projects. Local Governments, Transit providers and Ports are eligible borrowers.
- ◆ Capital Construction - \$47 million. ODOT Capital Improvement - \$5 million.
- ◆ Committed STIP Reserves & Dedicated Funds - \$138 million - includes the following: Highway Fund (\$97 million), Transportation Operating Fund (\$2 million), Infrastructure Bank (\$2 million), Rail (\$2.5 million), Transportation Safety (\$7 million), Winter Recreation Fund (\$0.9 million), and Special City Allotment (\$1 million). Transportation Program Development (\$16 million in bond proceeds), Emerging Small Business (\$5 million), Snowmobile Fund (\$5 million).