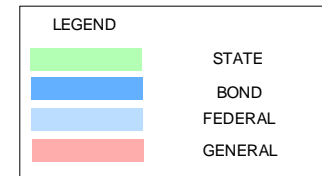


SOURCES AND USES OF FUNDS

DEPARTMENT OF TRANSPORTATION

2017-2019 Legislatively Adopted Budget

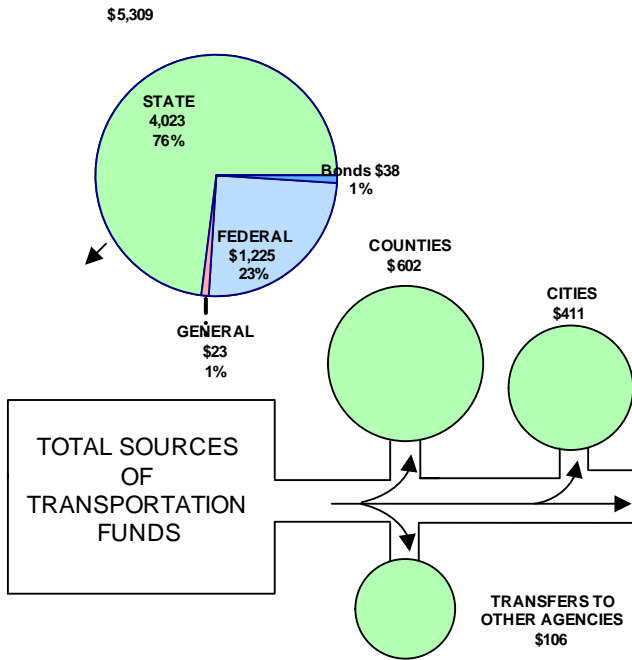


SOURCES OF FUNDS

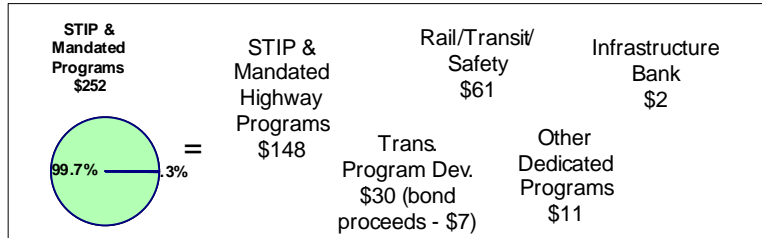
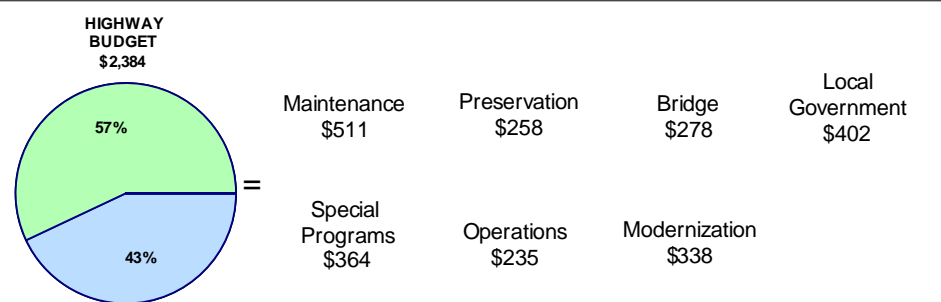
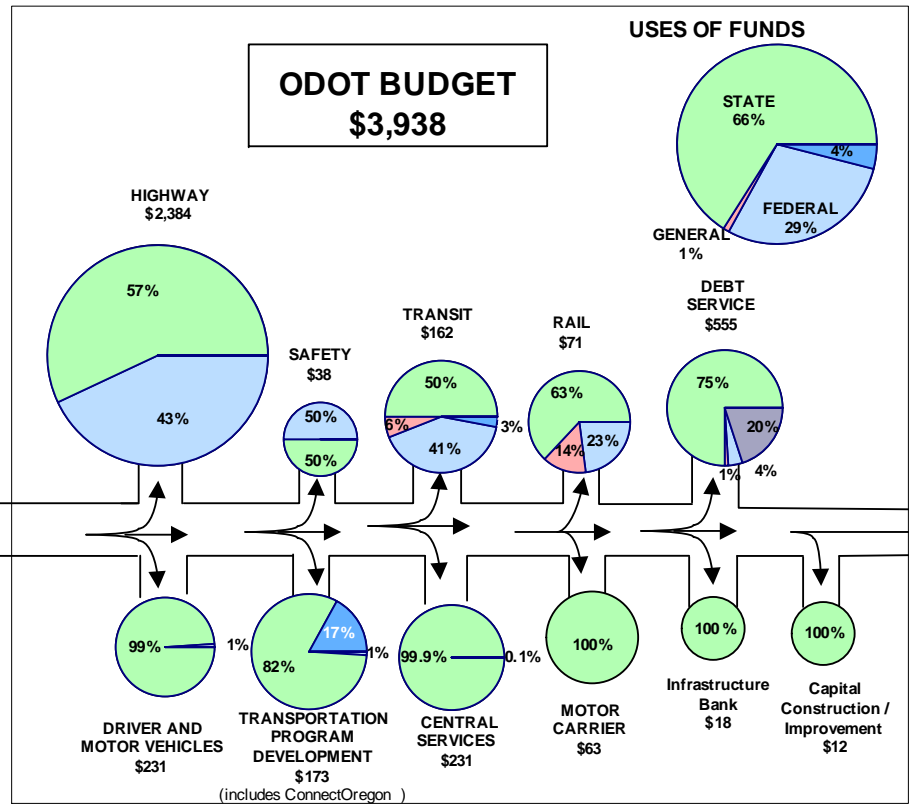
USES OF FUNDS

REVENUES	
Beginning Balance	\$ 486
Motor Fuels Tax	1,274
Federal Funds	1,225
Weight Mile Tax	743
Driver & and Vehicle Licenses	837
Transportation License. & Fees	103
Transfers to ODOT	398
General Fund	23
Lottery Proceeds	114
Bond/COP Sales	37
Sales and Charges for Service	22
All Other Revenue	47
TOTAL REVENUE	\$ 5,309

TOTAL AVAILABLE REVENUE



TOTAL SOURCES OF TRANSPORTATION FUNDS



Dollar amounts are in millions
Updated 10/27/17

SOURCES AND USES OF FUNDS

OREGON DEPARTMENT OF TRANSPORTATION - 2017-2019 Legislatively Adopted Budget

SOURCES OF FUNDS (Revenue)

- ◆ Total Transportation Revenue: \$5,309 million.
- ◆ Beginning Balance: \$486 million.
- ◆ Motor Fuels Tax: \$1,274 million. Includes motor fuel and aviation fuel taxes.
- ◆ Federal Funds: \$1,225 million. Primarily for Highway Division, with lesser amounts for Transportation Safety, Transportation Program Development, Public Transit and other programs.
- ◆ Weight Mile Taxes: \$743 million. Graduated tax based on vehicle's weight and miles traveled on public roads.
- ◆ Driver and Vehicle Licenses and Fees: \$842 million. Includes driver license fees, vehicle registrations, title fees for passenger vehicles, buses, trailers, motorcycles, etc. This category contains a large number of fees for various areas from snowmobile titles to specialty license plates.
- ◆ Transportation Licenses and Fees: \$96 million. Includes truck registrations, vehicle and Sno-Park permits.
- ◆ Transfers to ODOT: \$269 million. These funds come from dedicated revenues: cigarette tax (\$6M), local match on construction projects (\$239M), Parks & Rec fee collection (\$0.5), and others.
- ◆ Transfers to ODOT: New revenue sources from HB 2017: Privilege and Bikes Taxes \$23 million; Payroll Tax \$106 million
- ◆ General Fund: \$23 million. Allocation for Transit E & I Program, Passenger Rail and GF backed bond Debt Service
- ◆ Lottery Funds: \$114 million. Legislatively directed pass-through bond payments for Rail Short Line, Rail Industrial Spur Projects, South Metro Commuter Rail, Connect Oregon I, II, III, IV, V and VI, Street Car Project, Southeast Metro Milwaukie Extension, Port of Coos Bay Rail Link, Salem-Keizer Transit Center, Harney - Junta Rd.
- ◆ Bond Proceeds: Connect Oregon, \$30 million, Lane Co. Bus Rapid Transit \$5 million; Capitol Highway \$2 million
- ◆ Sales & Charges for Service: \$23 million. Includes sale of DMV records, Highway Division miscellaneous services, and sale of property, timber and equipment.
- ◆ All Other Revenue: \$47 million. Items in this category include railroad gross revenue receipts (\$5 million), interest income (\$17 million), Infrastructure Bank - loan repayment (\$8 million), rent and fines (\$4 million), and other miscellaneous revenue.

USES OF FUNDS (Transfers / Expenditures)

- ◆ Mandated Distributions and Transfers
 - Mandated distributions to Counties - \$602 million. From Fuels Tax, Weight Mile, and Licensing.
 - Mandated distribution to Cities - \$411 million. From Fuels Tax, Weight Mile, and Licensing.
 - Mandated distributions to other Oregon State Agencies - \$106 million. Parks, Marine Board, Aviation and other agencies.
- ◆ Highway Division consists of the following programs
 - Highway Maintenance Program - \$511 million. Maintenance and repair of existing highways to keep them safe and usable for the traveling public.
 - Preservation Program - \$258 million. Paving and reconstruction to add useful life and safety improvements to existing highways.
 - Bridge Program - \$278 million. Work to preserve and ensure safety on over 2,600 bridges, tunnels, and culverts on the state highway system.
 - Modernization Program - \$338 million. Building capacity improvements to highways, such as new or widened lanes, and to improve highway safety.
 - Operations/Safety Program - \$234 million. Slide & rockfall repairs, traffic signaling systems, ramp metering, access management, information for drivers, and other improvements to facilitate traffic operation on the system.
 - Local Government Program - \$402 million. Non-Mandated partnerships with Cities, Counties, and regional governments on transportation projects.
 - Special Programs - \$363 million. Includes Salmon and Watersheds, Scenic Byways, Pedestrian and Bicycle, Winter Recreation Parking, Snowmobile Facilities, etc.
- ◆ Driver and Motor Vehicles Services Division - \$231 million. Licenses and regulates users of the transportation system to promote transportation safety, protects consumer interest, and facilitates other government programs.
- ◆ Motor Carrier Transportation Division - \$63 million. Registers and inspects trucks and enforces weight, dimension and federal safety regulations.
- ◆ Public Transit Division - \$162 million. Provides grant assistance and technical help to communities and local transportation providers for elderly and disabled and public transportation services. Other programs include transportation services for the general public in rural and small cities, Intercity Passenger Transportation, Transportation Demand Management and Transit Planning.
- ◆ Transportation Program Development - \$173 million. Provides funding for local governments to integrate transportation planning; conducts short/long term transportation planning, research, and data collection in support of the transportation management systems. This includes \$73 million for Connect Oregon program.
- ◆ Rail Division - \$71 million. Regulates rail and crossing safety for freight and passenger rail. Manages and markets inter-city rail and associated bus operations.
- ◆ Transportation Safety Division - \$38 million. Coordinates statewide safety programs such as intoxicated driving, youthful drivers, safety belts and restraints.
- ◆ Central Services Limitation - \$231 million. Central support includes: finance, gas tax collection, information systems, human resources, support services, internal audit, director's office, communications, safety and government relations.
- ◆ Debt Service - \$555 million. Includes \$114 million for Lottery backed bonds. Highway backed bonds include JTA (\$113m), OTIA Local Bridge (\$11 million), OTIA (\$264 million), Local Streets Network (\$9 million), DMV HQ Building (\$1.7 million), Transportation Building (\$7.3 million), and SRP (\$35 million Other Funds).
- ◆ Infrastructure Bank - \$18 million. A revolving loan program for transportation projects. Local Governments, Transit providers and Ports are eligible borrowers.
- ◆ Capital Construction - \$6.3 million. ODOT Capital Improvement - \$5.6 million.
- ◆ Committed STIP Reserves & Dedicated Funds - \$252 million - includes the following: State Highway Fund (\$148 million), Transportation Operating Fund (\$2 million), Infrastructure Bank (\$1.5 million), Rail (\$4 million), Transportation Safety (\$2 million), Winter Recreation Fund (\$0.9 million), and Special City Allotment (\$1 million). Transportation Program Development (\$29 million), Emerging Small Business (\$5 million). Public Transit (\$55 million), Snowmobile Fund (\$3 million), Debt Service (\$0.5 million)