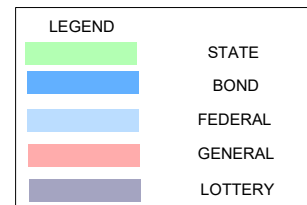


SOURCES AND USES OF FUNDS

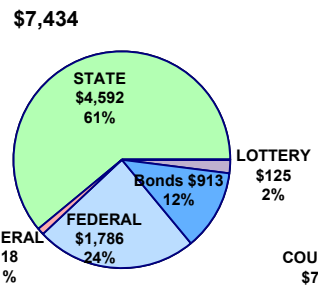
DEPARTMENT OF TRANSPORTATION

2021-2023 Governor's Budget

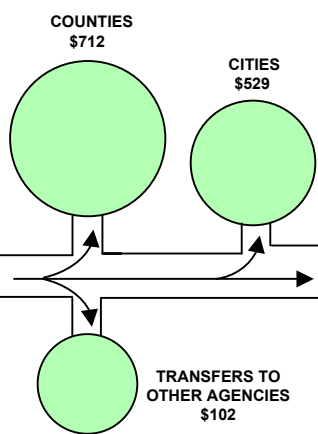


REVENUES	
Beginning Balance	\$ 672
Motor Fuels Tax	1,415
Federal Funds	1,786
Weight Mile Tax	858
Driver & Vehicle Fees	1,020
Transportation License. & Fees	114
Transfers to ODOT	427
General Fund	18
Lottery Debt Service	125
Bond/COP Sales	913
Sales and Charges for Service	25
All Other Revenue	61
TOTAL REVENUE	\$ 7,434

TOTAL AVAILABLE REVENUE

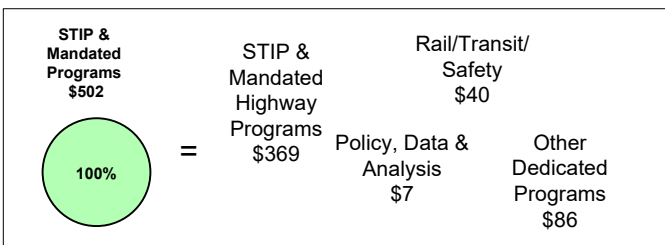
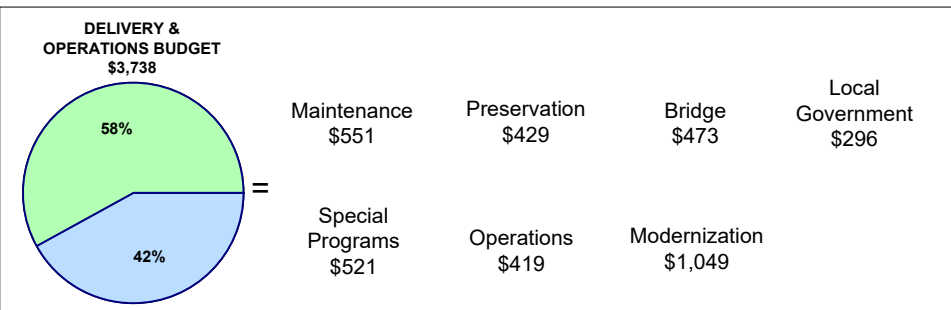
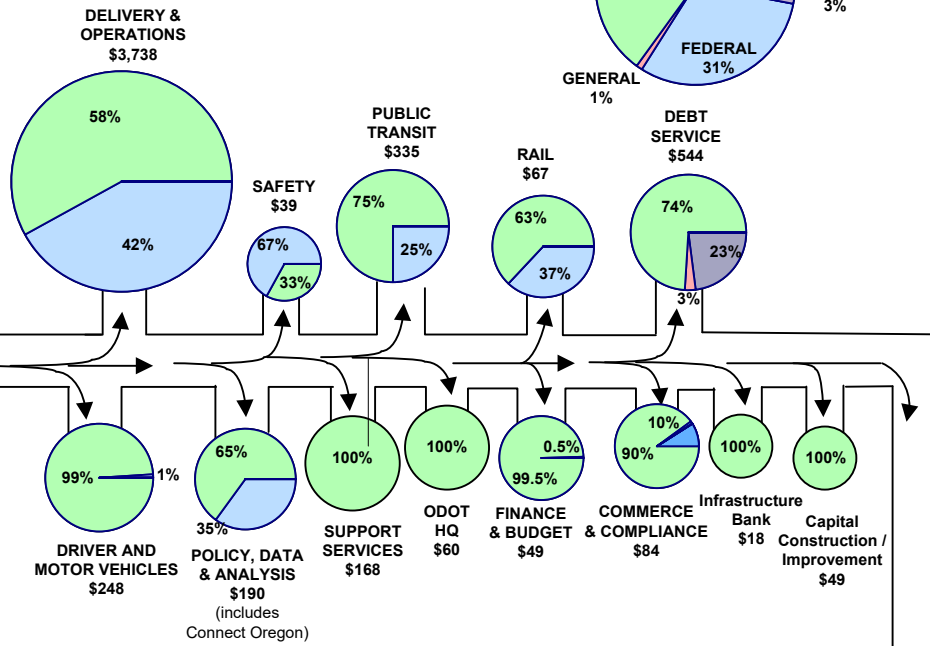
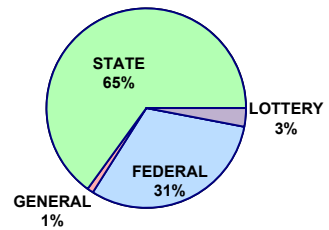


TOTAL SOURCES OF TRANSPORTATION FUNDS



ODOT BUDGET
\$5,589

USES OF FUNDS



Dollar amounts are in millions
Updated 12/22/20

SOURCES AND USES OF FUNDS
OREGON DEPARTMENT OF TRANSPORTATION 2021-2023 Legislatively Adopted Budget

SOURCES OF FUNDS (Revenue)	USES OF FUNDS (Transfers / Expenditures)
<ul style="list-style-type: none"> ▶ Total Transportation Revenue: \$7,434 million. ▶ Beginning Balance: \$672 million. ▶ Motor Fuels Tax: \$1,415 million. Includes motor fuel and aviation fuel taxes. ▶ Federal Funds: \$1,786 million. Primarily for Delivery & Operations Division, with lesser amounts for Transportation Safety, Policy, Data & Analysis Division, Public Transit and other programs. ▶ Weight Mile Taxes: \$858 million. Graduated tax based on vehicle's weight and miles traveled on public roads. ▶ Driver and Vehicle Fees: \$1,020 million. Includes driver license fees, vehicle registrations, title fees for passenger vehicles, buses, trailers, motorcycles, etc. This category contains a large number of fees for various areas from snowmobile titles to specialty license plates. ▶ Transportation Licenses and Fees: \$114 million. Includes truck registrations, vehicle and Sno-Park permits. ▶ Transfers to ODOT: \$427 million. These funds come from dedicated revenues: cigarette tax (\$6.8M), local match on construction projects (\$123M), Parks & Rec fee collection (\$0.7), bike tax (\$1.4M), privilege tax (\$33M), use tax (\$18M), payroll transit tax (\$232M), and others (\$12.1M). ▶ General Fund: \$18 million. GF backed bond Debt Service ▶ Lottery Funds: \$125 million. Debt Service for legislatively directed pass-through bond payments for Rail Short Line, Rail Industrial Spur Projects, South Metro Commuter Rail, Connect Oregon I, II, III, IV, V and VI, Street Car Project, Southeast Metro Milwaukie Extension, Port of Coos Bay Rail Link, Salem-Keizer Transit Center, Harney-Juntura Rd. ▶ Bond Proceeds: Highway projects (\$880M) related HB 2017 (2017) and Rose Quarter. Lottery backed bonding (\$32M) for the Newberg Dundee Bypass project. ▶ Sales & Charges for Service: \$25 million. Includes sale of DMV records, Delivery & Operations Division miscellaneous services, and sale of property, timber and equipment. ▶ All Other Revenue: \$61 million. Items in this category include railroad gross revenue receipts (\$6 million), interest income (\$32 million), Infrastructure Bank - loan repayment (\$6 million), rent and fines (\$5 million), and other miscellaneous revenue. 	<ul style="list-style-type: none"> ▶ Mandated Distributions and Transfers <ul style="list-style-type: none"> - Mandated distributions to Counties - \$712 million. From Fuels Tax, Weight Mile, and Licensing. - Mandated distribution to Cities - \$529 million. From Fuels Tax, Weight Mile, and Licensing. - Mandated distributions to other Oregon State Agencies - \$102 million. Parks, Marine Board, Aviation, State Police and other agencies. ▶ Delivery & Operations Division consists of the following programs: <ul style="list-style-type: none"> - Highway Maintenance Program - \$551 million. Maintenance and repair of existing highways to keep them safe and usable for the traveling public. - Preservation Program - \$429 million. Paving and reconstruction to add useful life and safety improvements to existing highways. - Bridge Program - \$473 million. Work to preserve and ensure safety on over 2,600 bridges, tunnels, and culverts on the state highway system. - Modernization Program - \$1,049 million. Building capacity improvements to highways, such as new or widened lanes, and to improve highway safety. - Operations/Safety Program - \$419 million. Slide & rockfall repairs, traffic signaling systems, ramp metering, access management, information for drivers, and other improvements to facilitate traffic operation on the system. - Special Programs - \$521 million. Includes Tolling, Salmon and Watersheds, Scenic Byways, Pedestrian and Bicycle, Winter Recreation Parking, Snowmobile Facilities, etc. - Local Government Program - \$296 million. Non-Mandated partnerships with Cities, Counties, and regional governments on transportation projects. ▶ Driver and Motor Vehicles Services Division - \$248 million. Licenses and regulates users of the transportation system to promote transportation safety, protects consumer interest, and facilitates other government programs. ▶ Commerce & Compliance Division - \$84 million. Registers and inspects trucks and enforces weight, dimension and federal safety regulations. ▶ Public Transit Division - \$335 million. Provides grant assistance and technical help to communities and local transportation providers for elderly and disabled and public transportation services. Other programs include transportation services for the general public in rural and small cities, Intercity Passenger Transportation, Transportation Demand Management and Transit Planning. ▶ Policy, Data & Analysis - \$190 million. Provides funding for local governments to integrate transportation planning; conducts short/long term transportation planning, research, and data collection in support of the transportation management systems. This includes \$78 million for the Connect Oregon program. ▶ Rail Division - \$67 million. Regulates rail and crossing safety for freight and passenger rail. Manages and markets inter-city rail and associated bus operations. ▶ Transportation Safety Division - \$39 million. Coordinates statewide safety programs such as intoxicated driving, youthful drivers, safety belts and restraints. ▶ Support Services Division - \$168 million. Includes: human resources, information systems, business and performance services, purchasing and facilities operations. ▶ ODOT Headquarters - \$60 million. Includes director's office, communications, safety and government relations and internal audit. ▶ Finance & Budget Division - \$53 million. Includes finance, gas tax collection and revenue forecasting. ▶ Debt Service - \$544 million. Includes \$125 million for Lottery backed bonds. Highway backed bonds include JTA (\$129 million), OTIA Local Bridge (\$39 million), OTIA (\$195.4 million), Transportation Building (\$6.4 million), Highway GO bonds (\$30.6 million) State Radio Project (\$14.5 million) GF, and Safety Improvement projects (\$4.1 million) GF. ▶ Infrastructure Bank - \$18 million. A revolving loan program for transportation projects. Local Governments, Transit providers and Ports are eligible borrowers. ▶ Capital Construction - \$32 million. ODOT Capital Improvement - \$18 million. ▶ Committed STIP Reserves & Dedicated Funds - \$346.1 million - includes the following: State Highway Fund (\$359.5 million), Rail (\$6.4 million), Transportation Safety (\$6.4 million), Policy, Data & Analysis (\$6.6 million), Public Transit (\$27.6 million), Others (\$37.4)