INTERSECTIONAL DETAIL PLAN
FERRY ST. - COMMERCIAL TO CHURCH ST.

SCALE 0 20 40 80 FEET

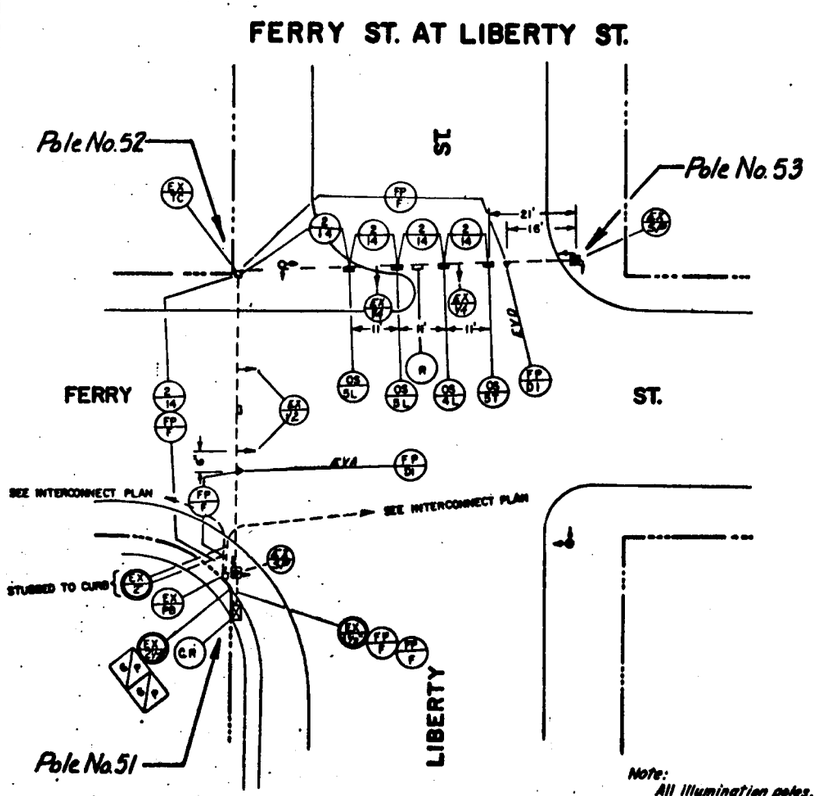

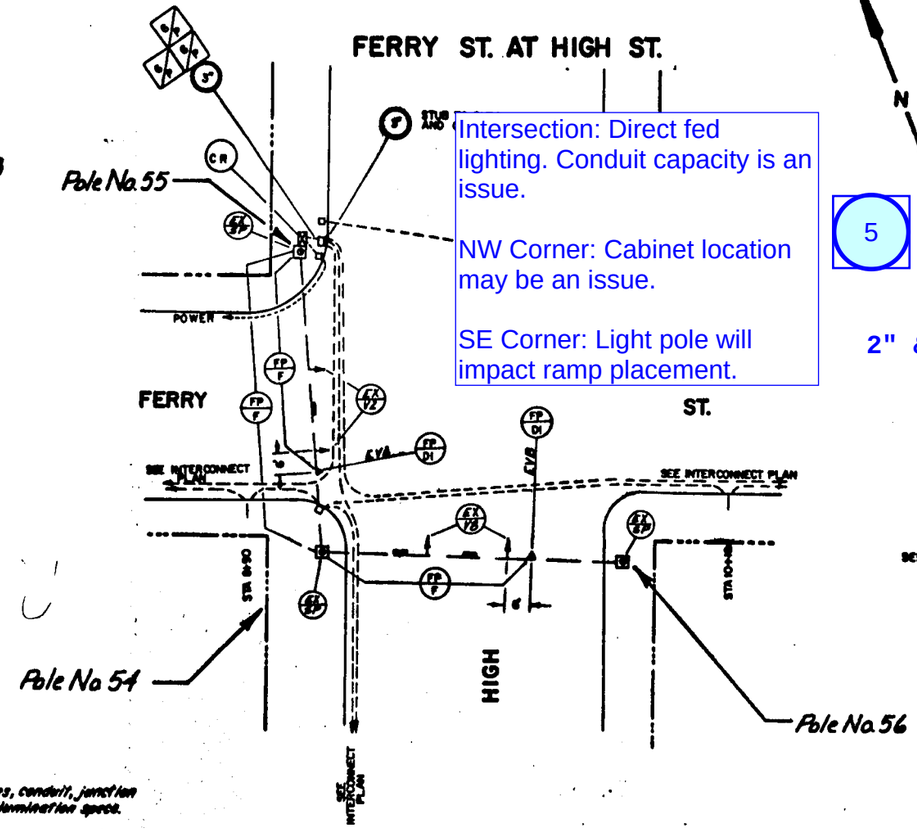

Intersection: Direct fed lighting. Conduit capacity is an issue.

NW Corner: Cabinet location may be an issue.

SE Corner: Light pole will impact ramp placement.

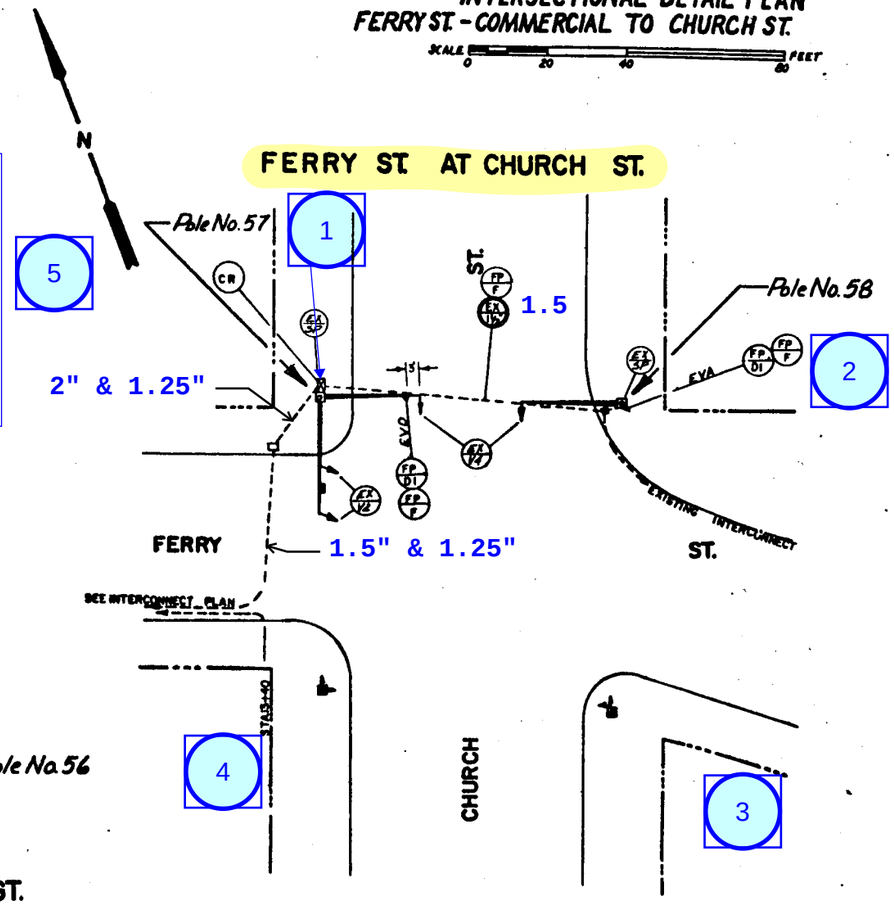

Note:
All illumination poles, conduit, junction boxes, etc., shall meet illumination specs.

LEGEND

- (CR) REMOVE EXISTING CONTROLLER AND REPLACE WITH NEW MODEL 170-PRETIMED, INTERCONNECTED, TWO-PHASE MULTI-DIAL TRAFFIC SIGNAL CONTROLLER IN TYPE 332 CABINET. REMOVE AND REPLACE CABINET BASE AS REQUIRED.
- (EX PB) EXISTING PULL BOX
- (EX TC) EXISTING TERMINAL CABINET
- (S") INSTALL (S) INCH RIGID ELECTRICAL CONDUIT. FREE ENDS TO BE CAPPED.
- (EX S") EXISTING (S) INCH RIGID ELECTRICAL CONDUIT.
- (FP D1) INSTALL ONE WAY FIRE PREEMPTION DETECTOR UNIT.
- (FP F) INSTALL FIRE PREEMPTION DETECTOR FEEDER CABLE-CONTINUOUS FROM DETECTOR TO CONTROLLER (NO SPLICES).
- (OS SL) INSTALL 24" x 30" OVERHEAD, INTERIOR ILLUMINATED, LEFT ARROW "ONLY", LANE USE CONTROL SIGN.
- (OS AL) INSTALL 24" x 30" OVERHEAD, INTERIOR ILLUMINATED, THROUGH AND LEFT ARROW, LANE USE CONTROL SIGN.
- (OS ST) INSTALL 24" x 30" OVERHEAD, INTERIOR ILLUMINATED, THROUGH ARROW "ONLY", LANE USE CONTROL SIGN.
- (R) REMOVE OVERHEAD INTERIOR ILLUMINATED SIGN.
- (N G) INSTALL (N) CONDUCTOR NO. (G) AWG TRAFFIC CONTROL CABLE.
- (S/P) INSTALL (N) TWISTED PAIR #16 AWG SHIELDED CONTROL CABLE I.M.S.A. SPEC 19-2.
- (EX 1Ph) Existing (Ph) phase vehicle signal head (maintain & protect)
- (EX) Existing traffic signal pole (maintain & protect)

S = Size shown
N = Number of conductors shown
G = AWG size shown
Ph = Phase shown

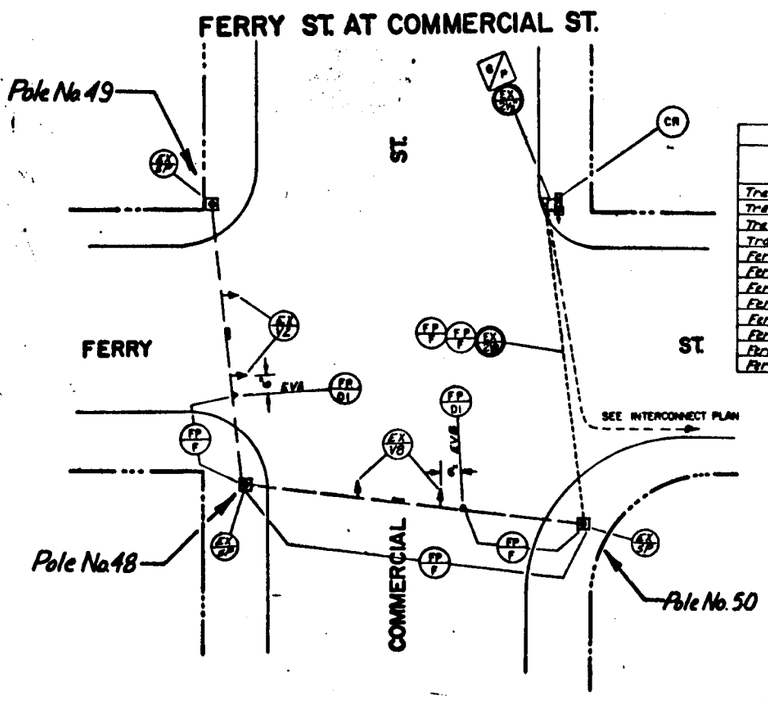

FIRE PRE-EMPTION DETECTOR UNITS				
Intersection	Pole Number	Detector Unit		
		Type	Phase	Location
Trade at High	40	2-Way	4	Mount at end of mast arm
Trade at High	43	1-Way	2	Mount at end of mast arm
Trade at Church	46	1-Way	8	Mount at end of mast arm
Trade at Church	47	1-Way	2	Mount at end of mast arm
Ferry at Commercial	——	1-Way	2	Mount on signal span 48-49
Ferry at Commercial	——	1-Way	8	Mount on signal span 48-50
Ferry at Liberty	——	1-Way	2	Mount on signal span 51-52
Ferry at Liberty	——	1-Way	4	Mount on signal span 52-53
Ferry at High	——	1-Way	2	Mount on signal span 54-55
Ferry at High	——	1-Way	8	Mount on signal span 54-56
Ferry at Church	58	1-Way	2	Mount on mast arm pole - mtg ht. 20'
Ferry at Church	67	1-Way	4	Mount at end of mast arm

NOTE: See Dwg. 4460 for additional fire pre-emption detector units.

APPROVED:
TRAFFIC ENGINEER
DATE
DESIGNED BY: A. Garrison
CHECKED BY: WJ

OREGON STATE HIGHWAY DIVISION
TRAFFIC ENGINEERING SECTION

TRAFFIC SIGNAL INSTALLATION
DIVISION ST. N.E.-TRADE ST. S.E. (SALEM) SEC.
FAU 1705 (FRONT ST.)
MARION COUNTY

DATE February 1980

T.E. DWG. NO. 4772