

ROADS

MILES OF ROAD

73,934 Centerline mileage

STATE-OWNED

8,032 Centerline mileage (19,130 lane miles)

PAVEMENT CONDITION

87% Rated fair or better

PAVED

39,938

UNPAVED

33,996

BRIDGES

TOTAL BRIDGES

6,800 8,011 when including bridges on federally-owned land

STATE-OWNED BRIDGES

2,738 Includes 151 culverts classified as bridges

STRUCTURALLY DEFICIENT

54 On average, 14 more bridges become deficient each year.

FUNCTIONALLY OBSOLETE

643

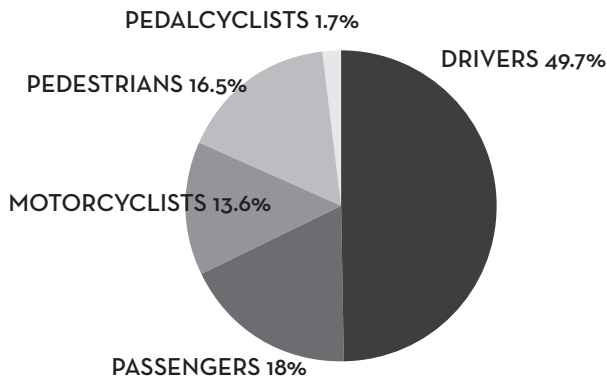
Structurally deficient means that a bridge has a deteriorated deck, substructure or superstructure.

Functionally obsolete means a bridge is no longer adequate for its task.

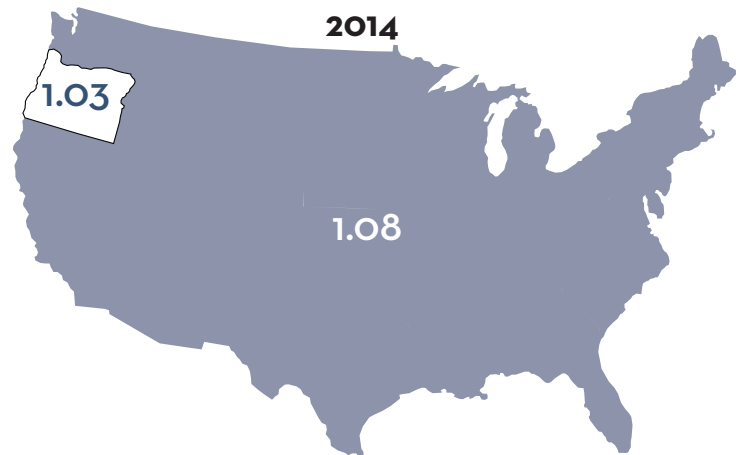
SAFETY

TOTAL FATALITIES

495



FATAL CRASH RATE OREGON AND U.S.A.



FATAL CRASH CONTRIBUTING FACTORS

DRIVING IMPAIRED

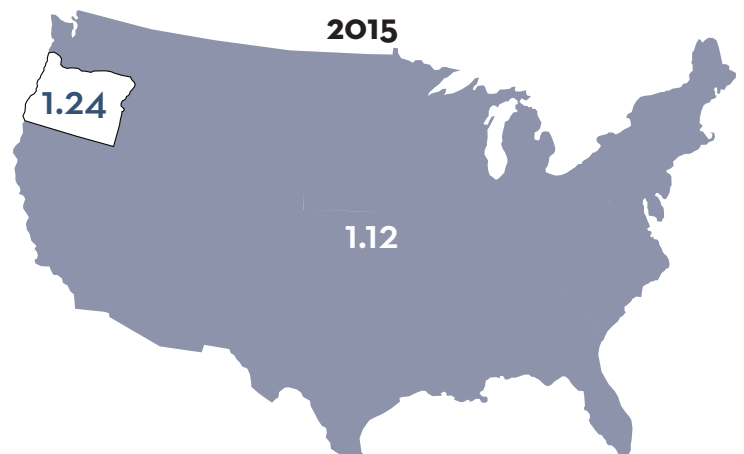
42%

SPEED

26%

NOT WEARING RESTRAINT

27%



BICYCLE/PEDESTRIAN

OREGON'S NATIONAL RANKING

6 For 2015 in the League of American Bicyclists Bike Friendly State assessment.

SIDEWALKS COMPLETED

63% Sidewalks completed along state highways.

PUBLIC TRANSPORTATION

PROXIMITY TO TRANSIT

50% Percent of population within 1/4 mile of a transit stop.

PUBLICALLY OWNED TRANSIT VEHICLES

2,000+

TRANSIT VEHICLE REPLACEMENT

1,000 Number of publically owned transit vehicles that will need to be replaced within the next five years.

RAILROAD

MILES OF FREIGHT RAILROAD

2,347 1,167 Main Line
1,175 Short Line

AIRPORTS

COMMERCIAL SERVICE AIRPORTS

8

TOTAL PUBLIC USE AIRPORTS

97

COMMERCIAL SERVICE AIRPORTS



MOTOR CARRIER TRANSPORTATION

COMMERCIAL TRUCKS REGISTERED

44,934

TRUCKS WEIGHED IN-MOTION MONTHLY

143,000

Weigh-in-motion improves safety, reduces congestion and emissions and keeps commerce moving.

VEHICLE MILES TRAVELED

STATEWIDE VEHICLE MILES TRAVELED – 2015

35,999,000,000

STATEWIDE VEHICLE MILES TRAVELED – 2014

34,610,000,000

OREGON TRADE

VALUE OF GOODS EXPORTED FROM OREGON

\$20.1 BILLION

ESTIMATED VALUE OF OREGON'S IMPORTS

\$14.8 BILLION

DMV TOP TRANSACTIONS – 2015

VEHICLE REGISTRATIONS ISSUED

1,954,093 A 4% increase
over 2014

VEHICLE TITLES ISSUED

1,032,495

LICENSES RENEWED

360,670

TELEPHONE CALLS ANSWERED

1,498,823

DRIVER LICENSES ISSUED

172,213

INTELLIGENT TRANSPORTATION SYSTEMS

IMPROVING SAFETY, REDUCING CONGESTION THROUGH TECHNOLOGY

CALLS TO
TRANSPORTATION
OPERATION CENTERS

90,266

PORTABLE VARIABLE
MESSAGE SIGNS

125

PERMANENT VARIABLE
MESSAGE SIGNS
(STATEWIDE)

174

HIGHWAY CAMERAS

301

ROAD AND WEATHER
INFORMATION STATIONS

107

VISITS TO
TRIPCHECK.COM

29,000,000

INCIDENT RESPONSE
EVENTS

90,266

