

# Infrastructure Investment and Jobs Act

---

March 30, 2022

Cooper Brown, Assistant Director for Operations

Travis Brouwer, Assistant Director for Revenue, Finance and Compliance

Karyn Criswell, Public Transportation Division Administrator

Amanda Pietz, Policy, Data and Analysis Division Administrator


Mac Lynde, Delivery & Operations Division Administrator

# Direction from March 10 Commission Meeting

- Commissioners supported proposed allocations for ADA, Local Climate Planning, Match for Competitive Grants, and Operations & Maintenance
- Commissioners wanted to provide additional funding for Business & Workforce Development
- ODOT should develop a proposal for an Innovative Mobility Pilot Program
- ODOT should bring back a hybrid scenario focused on Fix-It and Public and Active Transportation
- ODOT should develop a proposal for supplementing electric vehicle charging formula funding
- ODOT should develop a plan to aggressively pursue federal competitive grant funding

# Outline of Today's Discussion

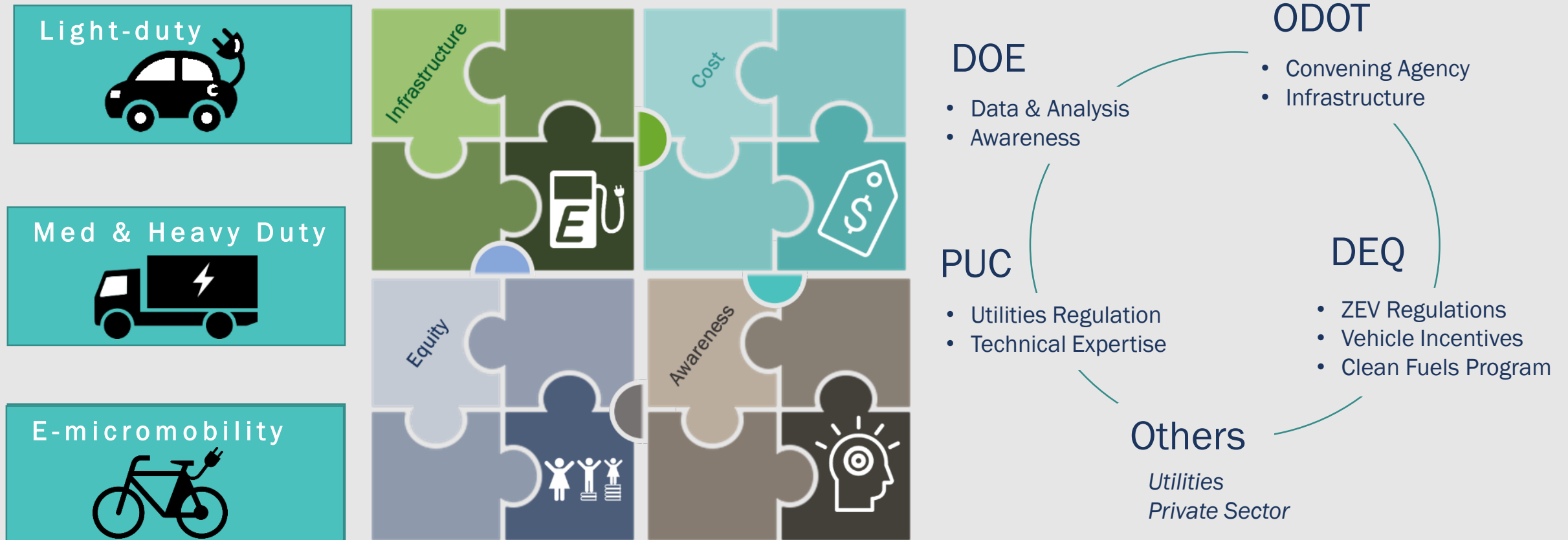
- Discussion of Electric Vehicle Infrastructure Funding
- Discussion of Innovative Mobility Pilot Program
- Approve Flexible Highway Funding Allocation
- Receive Bridge Funding Allocation Proposal
- Outline of Future IIJA Work





# Electric Vehicle Infrastructure Funding

# Electrifying the Transportation System





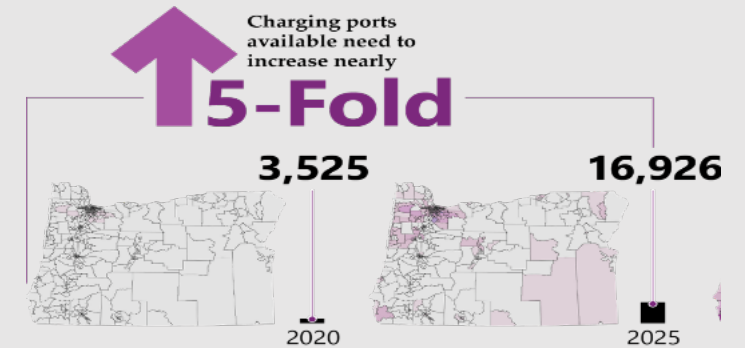
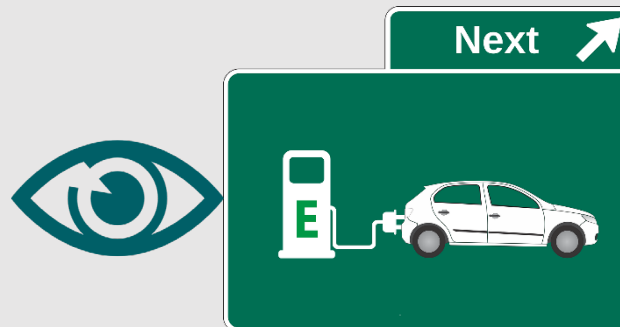
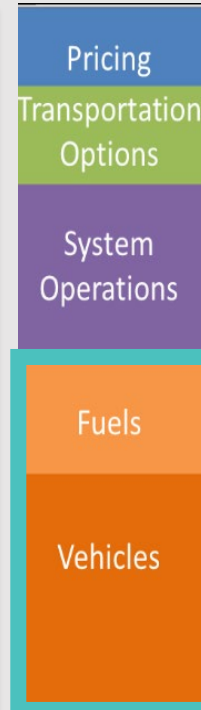
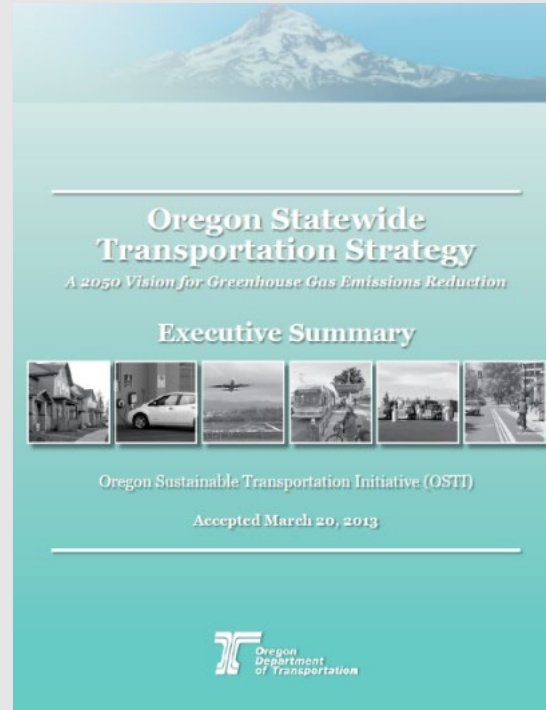
ODOT commits

 \$100M+

minimum to  
transportation  
electrification  
charging  
infrastructure

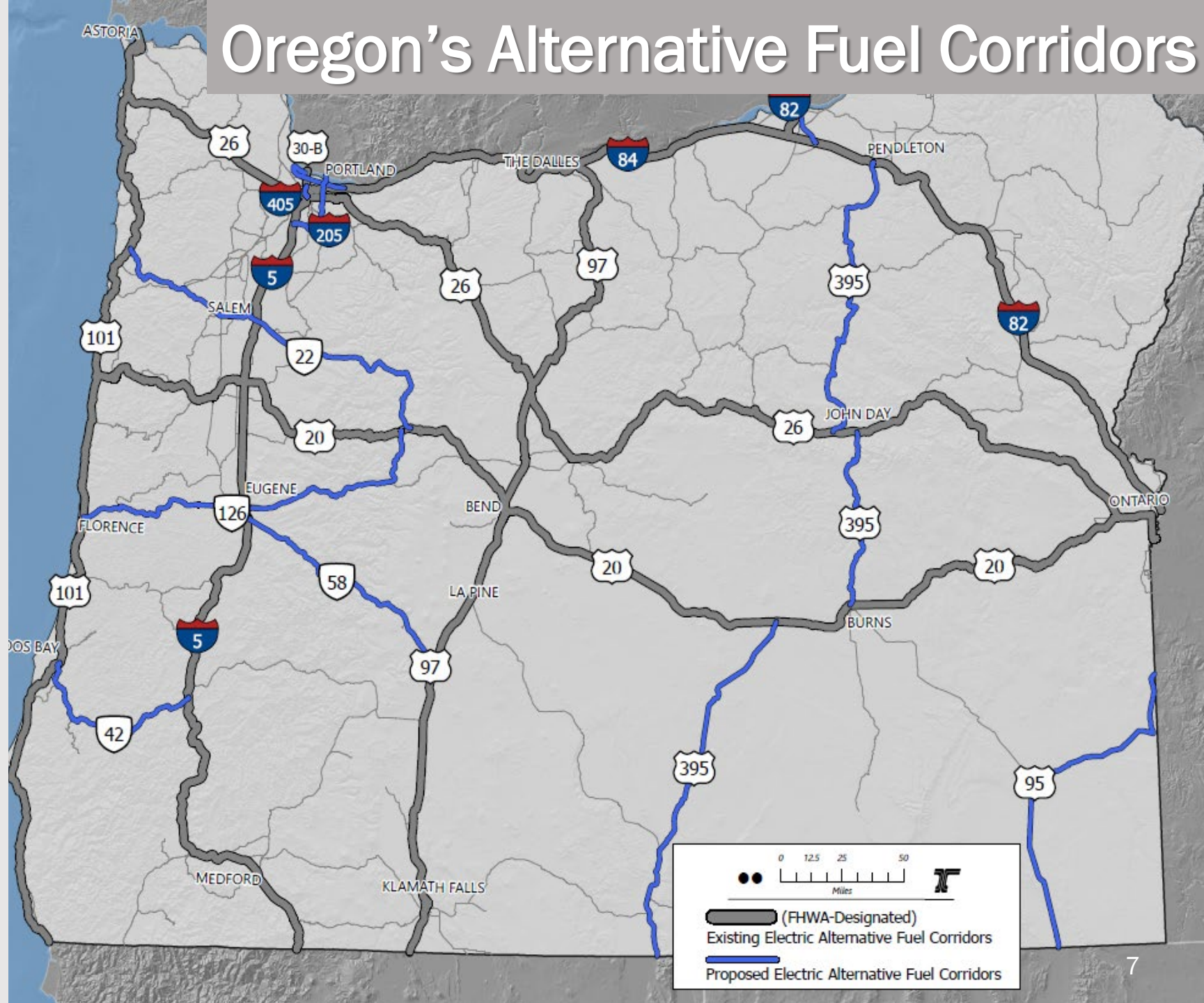
\$52M IJA dedicated funds + match +  
Transportation Operating Fund +  
Carbon Reduction Program + other

## Drivers



# Investment Returns

- Complete a statewide charging network (backbone system)
- Plus increase charging accessibility for all
  - Multi-Unit Dwellings
  - Low Income
  - Rural
- And help achieve state electrification, climate, and other goals





# Flexible Highway Funding





## Innovative Mobility Pilot Program

- Three year pilot
- Improves access and travel options for people walking, biking, rolling, taking transit, and sharing rides
- Federal IIJA and State-funded
- 50% via competitive discretionary grants (\$5-10 M)
- 50% via targeted ODOT convened and partner delivered programs (\$5-10 M)



## Innovative Mobility Pilot Program

- Statewide and targeted congestion pricing mitigation projects
- Travel training and encouragement
- Bike safety gear, skills training, and racks
- Urban and rural vanpools for job access
- Pedal and ebike share programs



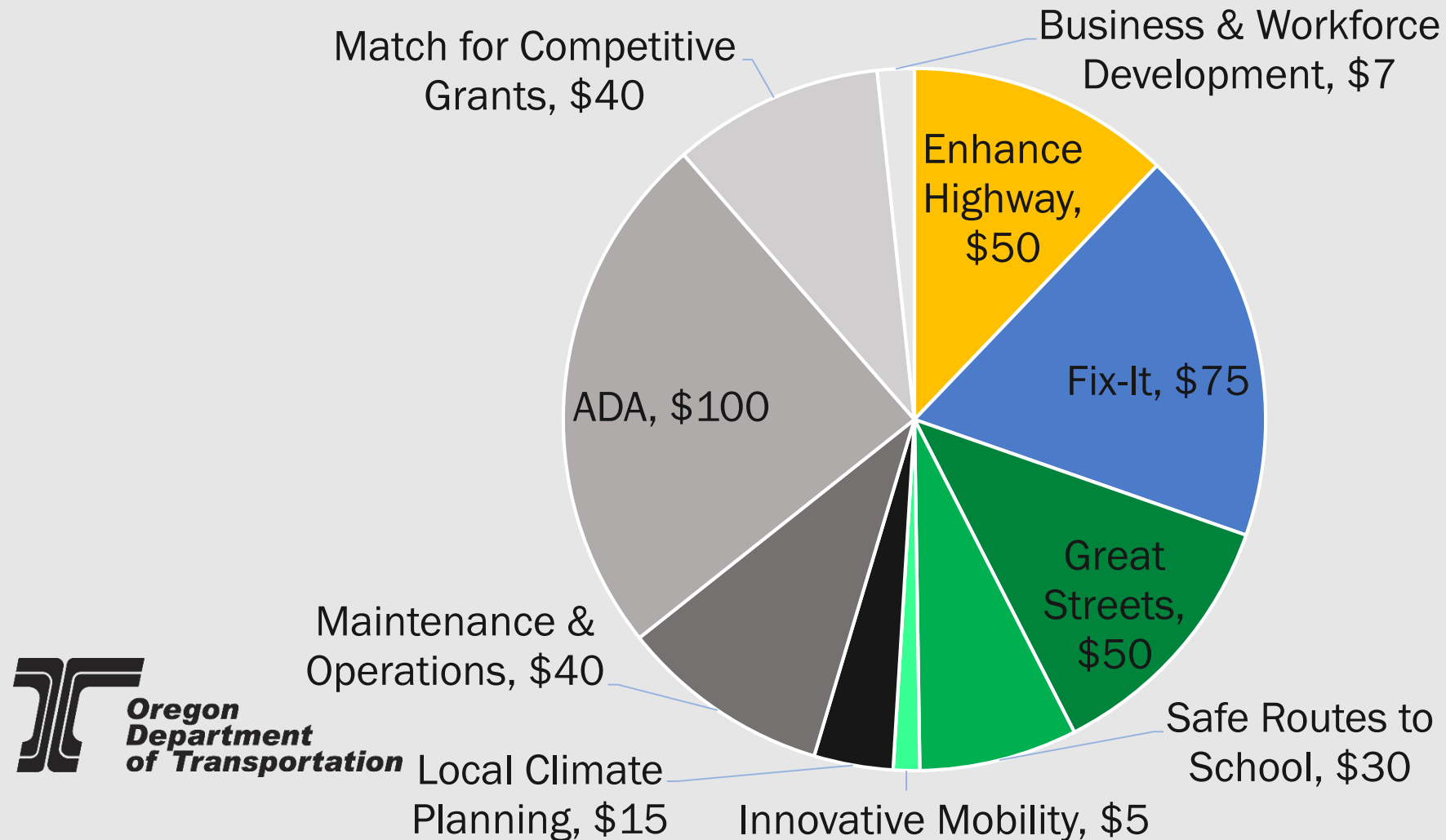
# Consensus Hybrid Flexible Fund Allocation Proposal

Program Area	Funding (Millions)
Enhance Highway	\$50
Fix-It	\$75
Great Streets	\$50
Safe Routes to School	\$30
Innovative Mobility Pilot	\$5
Local Climate Planning	\$15
Maintenance & Operations	\$40
ADA	\$100
Match for Competitive Grants	\$40
Business & Workforce Development	\$7
Total	\$412



# Consensus Hybrid Scenario

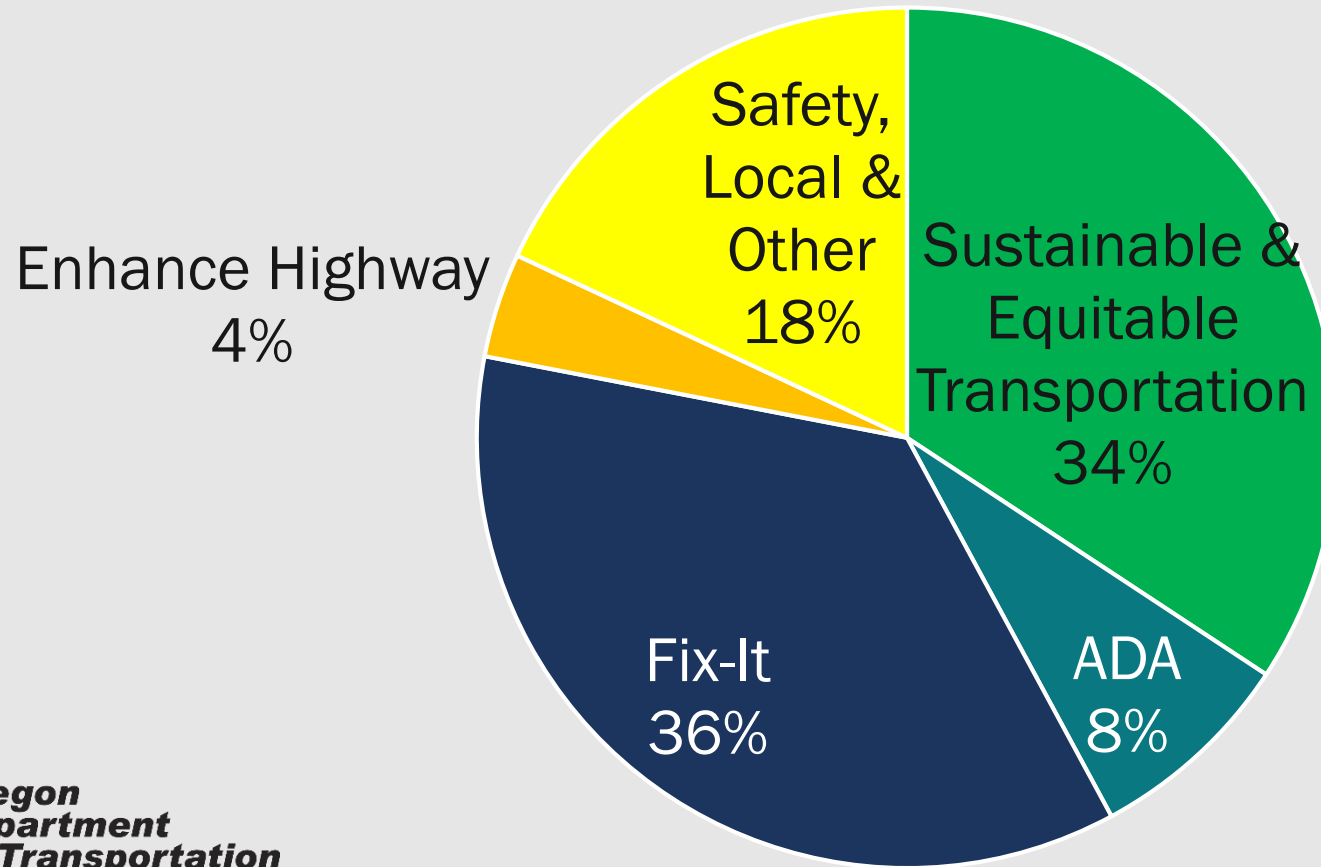
## Flexible Funds Allocation





# Total IIJA Funding Consensus Hybrid Scenario Including Flexible and Dedicated Funding

---



	ODOT'S EXISTING FUNDING TOWARD MEETING GOALS *	S1 LEANING FIX-IT	S2-A LEANING PUBLIC & ACTIVE TRANSPORTATION	S3 LEANING MODERNIZATION/ ENHANCE	S4 BALANCED INVESTMENTS	HYBRID
CLIMATE CHANGE - GHG MITIGATION	D- Most trips drive alone in low MPG cars		↑↑			↑↑ D
CLIMATE CHANGE - ADAPTATION/ RESILIENCE	C- Slow progress with preservation projects	↑↑			↑	↑ C+
CONGESTION RELIEF	B- Select, legislative bottleneck projects in development			↑↑	↑	B-
SOCIAL EQUITY	C- Few low cost travel options		↑↑			↑ C
MULTIMODAL MOBILITY	D Many connectivity gaps		↑↑			↑ C-
SAFETY	B Focus on fatalities and serious injuries		↑	↑↑	↑	B+
STATE OF GOOD REPAIR	C Several assets and areas deteriorating	↑↑			↑	↑ B-

↑↑ Highest score for improvement in this priority outcome area
 ↑ Second highest improvement in this priority outcome area

\* Letter grades shown ODOT's funding progress toward meeting important goals before and after this new funding



A worker in a red safety suit and hard hat stands on a blue aerial lift platform, working on a steel bridge structure. The background is a dense forest of evergreen trees. The scene is overlaid with a semi-transparent blue filter.

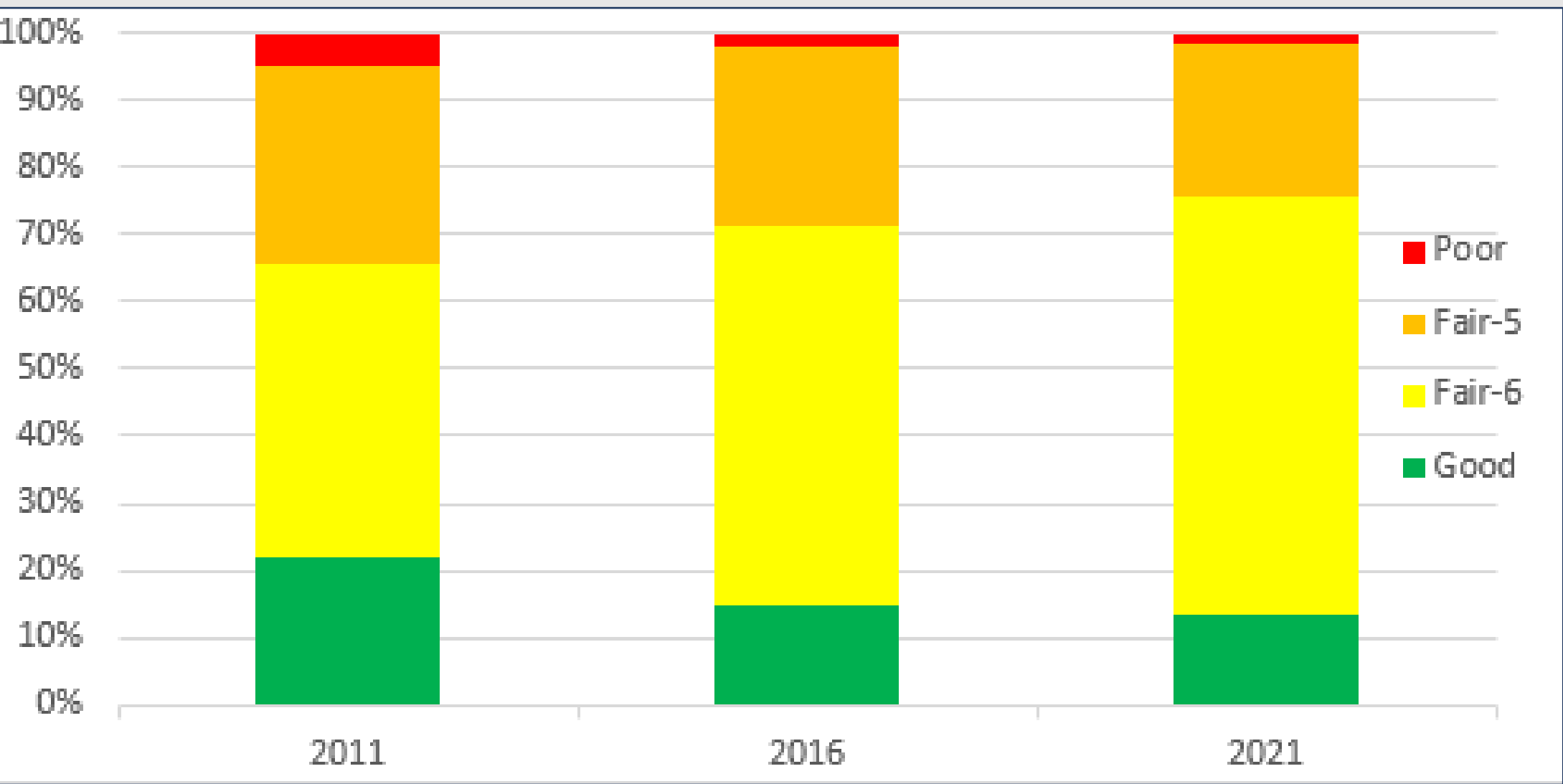
# Bridge Funding



# Additional IIJA Funding For Oregon Bridges

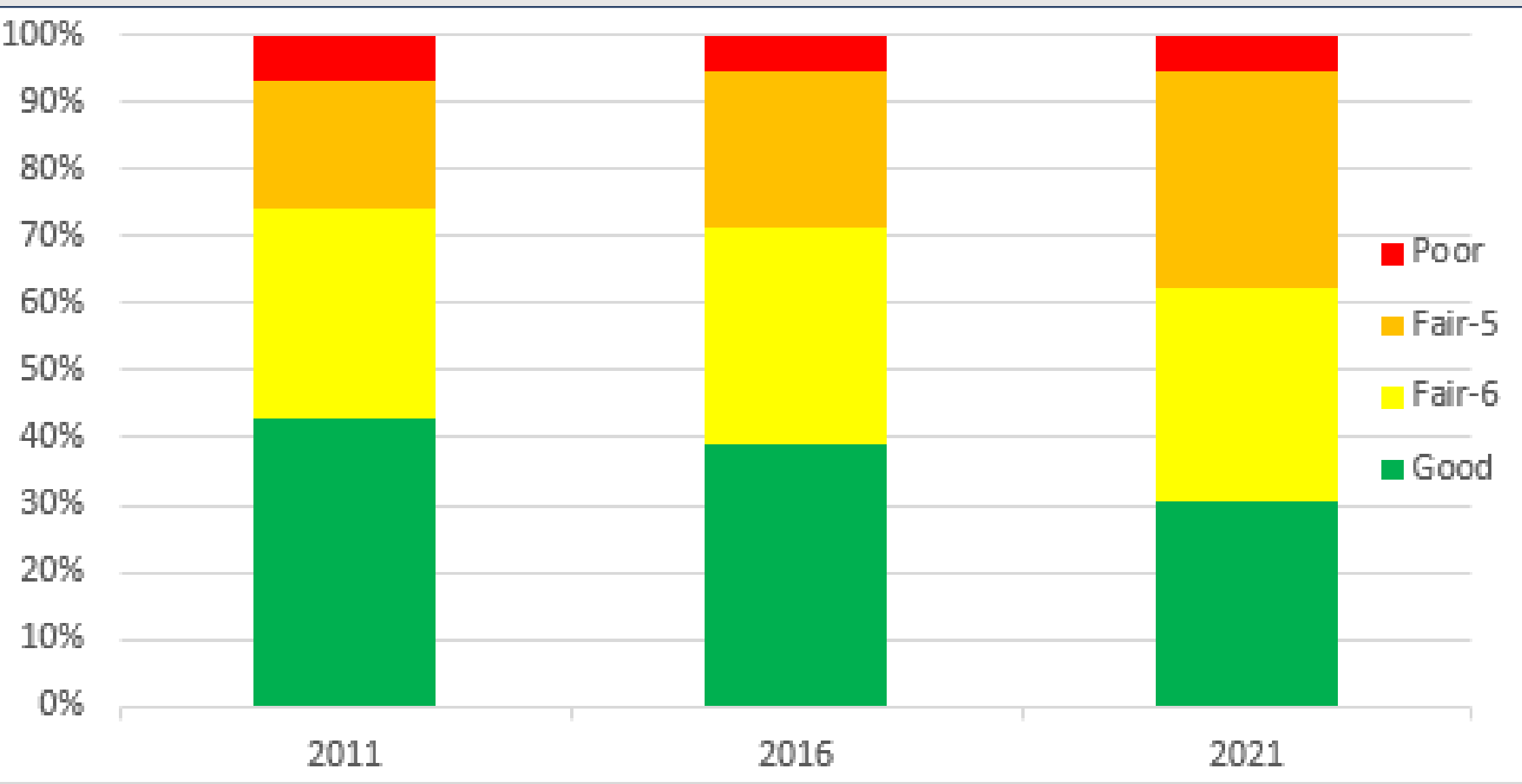


# ODOT Bridge Condition Changes

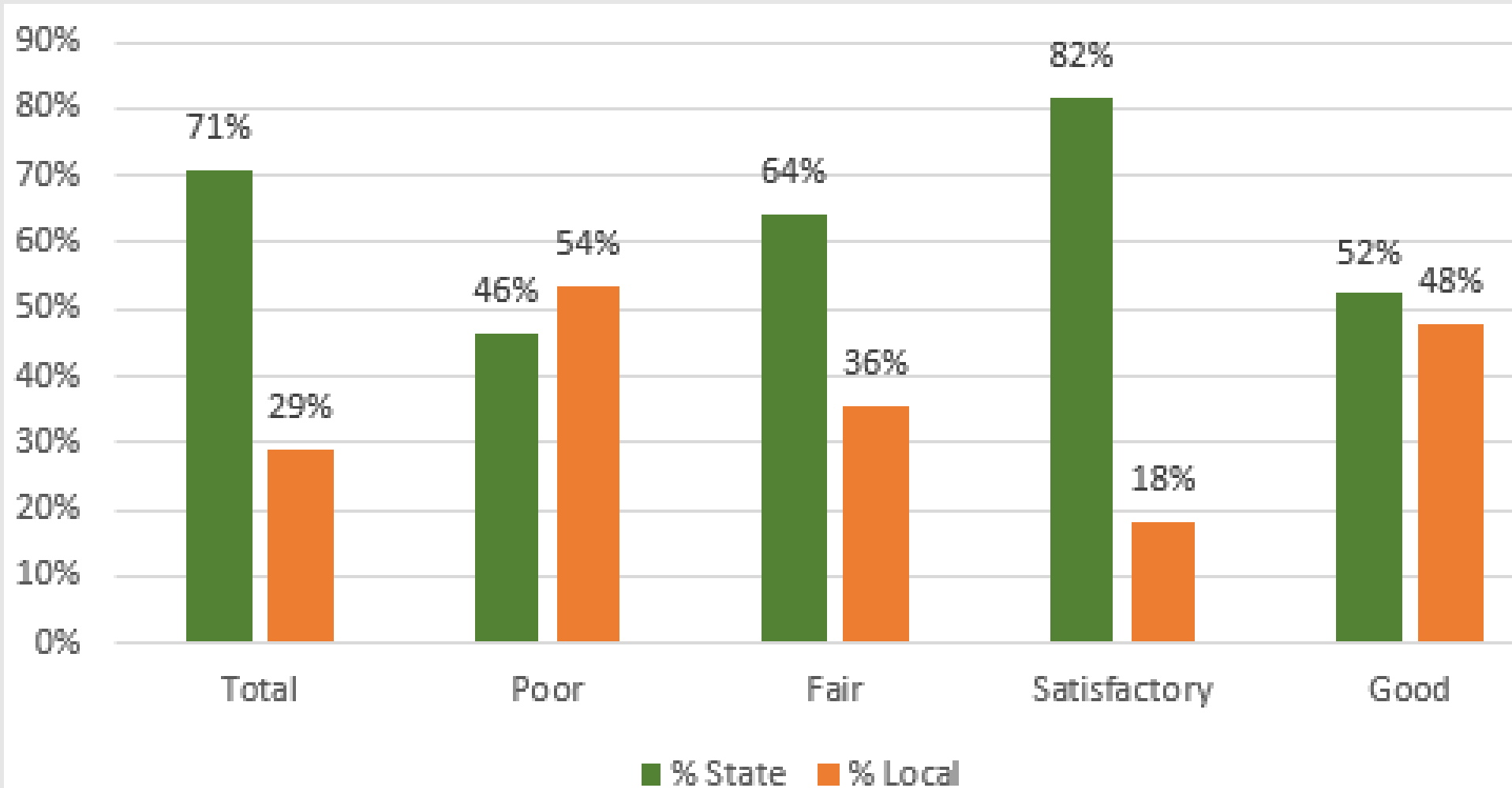




# Local Bridge Condition Changes




## Deck Area Comparison – ODOT and Local Agencies



# IIJA Bridge Fund Split Considerations

---

- ODOT bridges typically carry higher traffic volumes
- Larger bridges are disproportionately owned by ODOT
- Federal law requires management strategies for preserving NHS bridges; ODOT has 93% of the deck area for NHS bridges
- An effective asset management strategy focuses on bridges that need to be preserved to keep them from falling into poor condition, not just focus on bridges that are already in poor condition






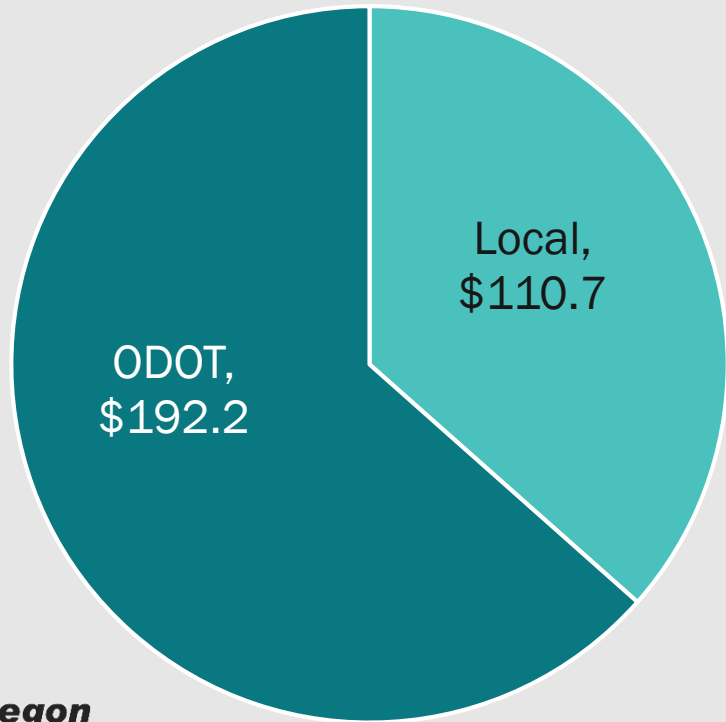
## IIJA State and Local Bridge Fund Split Details

- Account for the 15% minimum for off-system bridges
- Give higher weight to bridges on the NHS
- The result is a \$110.7M increase in the Local Bridge Program and \$192.2M increase in the State Bridge Program

	Local	ODOT
Pre-IIJA Funding	\$ 133,624,660	\$ 569,204,585
Additional IIJA	\$ 110,710,273	\$ 192,198,017
Total	\$ 244,334,933	\$ 761,402,602
Increase	82.9%	33.8%
Percent of IIJA Bridge*	36.5%	63.5%
*Includes IIJA Special Bridge and Local Bridge share of base IIJA funding.		

# ODOT's IIJA Bridge Funding Proposal

IIJA Bridge Funding In Millions, 2022-2026



Local Bridge Program:  
83% increase



ODOT Bridge Program:  
34% increase

## Upcoming IJA Work

- Bridge funding allocation decision in May
- Approval of Innovative Mobility Pilot Program outline in May
- Amendments to '21-'24 STIP in May and September
- Projects incorporated into '24-'27 STIP when it comes to OTC in 2023
- Program development work will be brought to Commission on an ongoing basis

