



Scan the QR code to report a near miss

### Work Zone Near Miss Report

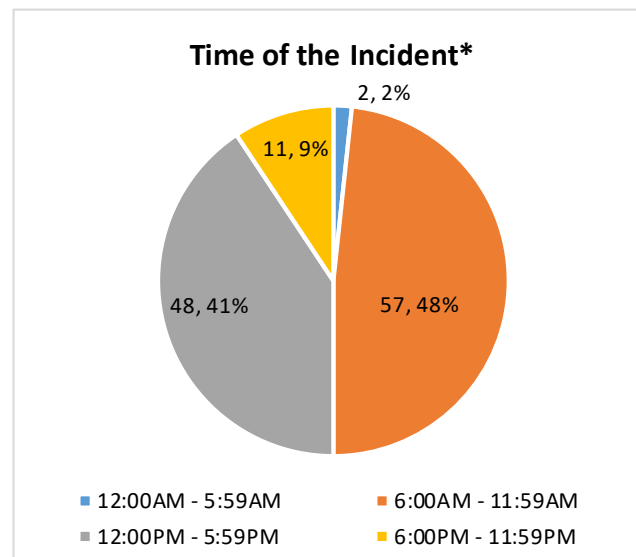
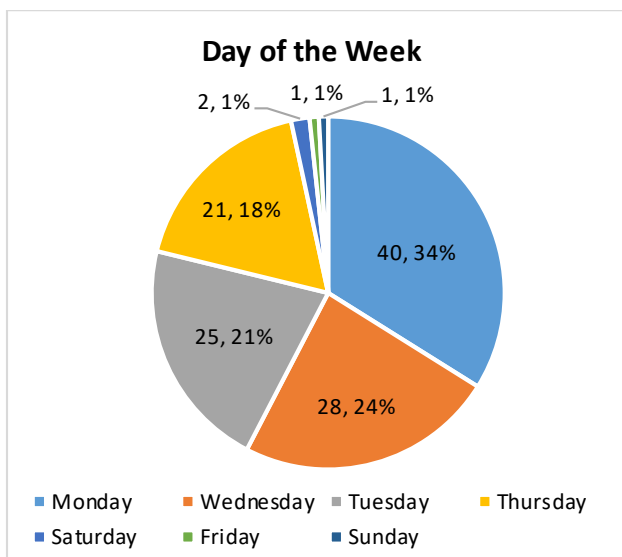
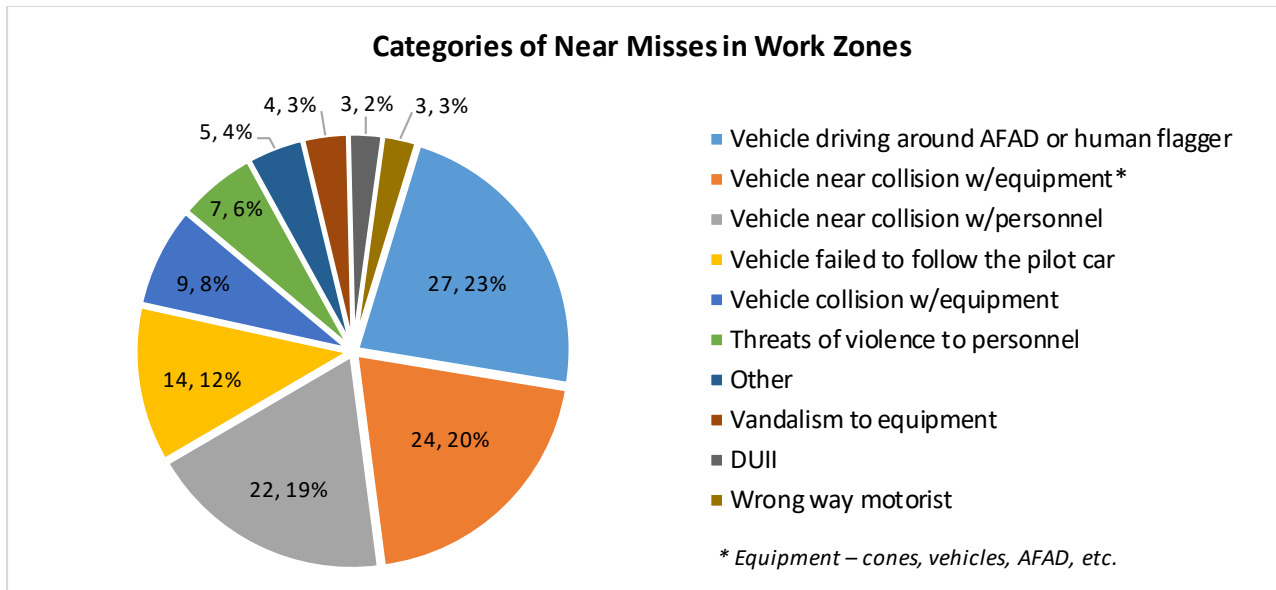
Data as of: October 31, 2022, 5:00PM  
Date of collection: August 1 to October 31, 2022

Total number of near misses reported: 118  
Average number of near misses per month: 39

Total number of near misses reported per month compared to previous months/years:

August 2022	54	September 2022	34	October 2022	30
August 2021	3	September 2021	2	October 2021	1
August 2020	1	September 2020	2	October 2020	1
August 2019	8	September 2019	0	October 2019	2

Note: During the COVID-19 pandemic years (2020 and 2021), there was a decrease in road travel by the general population that may have impacted the number of safety incidents around work zones.



\* Note: majority of ODOT work is performed during the daytime hours.