

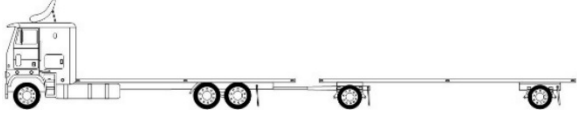
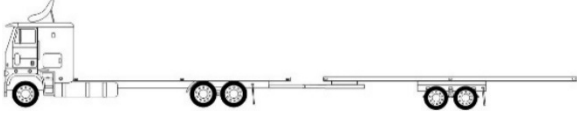

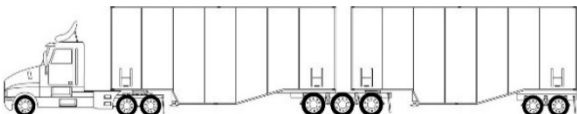
Group Map 1 Legend

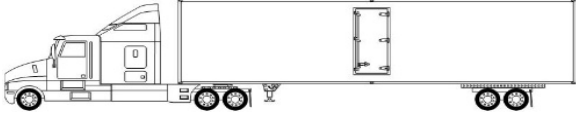
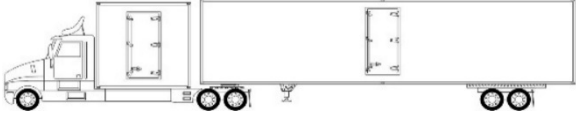
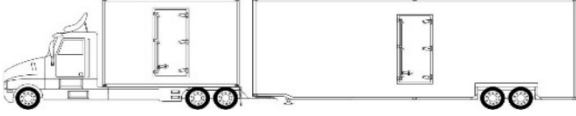

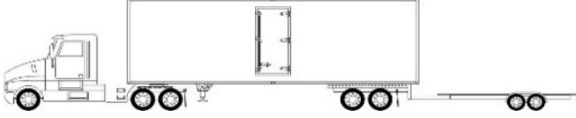
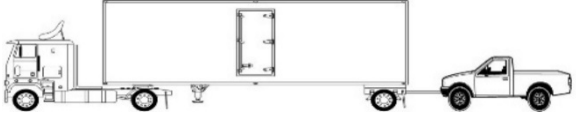
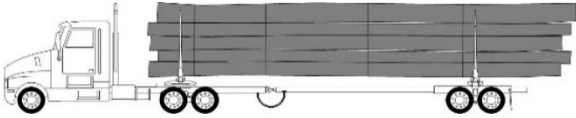
Group Map 1 displays the maximum allowable lengths except when operating under authority of special permit. In a few cases, it is used to determine the number of pilot vehicle(s) required for movement of an overwidth load under a single-trip permit.



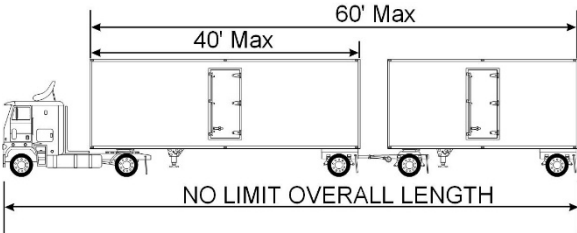
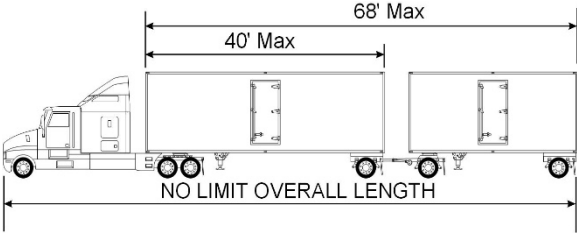
No single vehicle in a combination shall exceed 40 feet in length except as indicated.

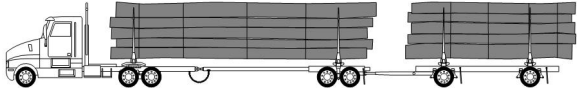
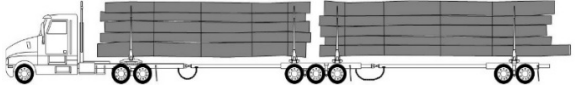


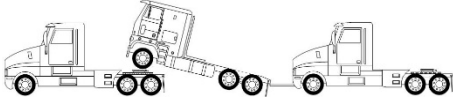
Portions of Group 2 and Group 3 Highways may be posted for shorter vehicle or combination lengths.

The vehicle axle arrangements shown were selected for simplicity. Trucks, truck-tractors, trailers, or semitrailers may be equipped with more or fewer axles than shown.

| Type Of Vehicle Or Combination | Group 1 | Group 2 | Group 3 |
|--|--|--|--|
| <p>1</p>  <p>Motor Truck and Trailer</p>  <p>Motor Truck and Stinger-Steered Balance Trailer</p> <p>Truck and Trailer combinations having a trailer not more than 40 feet in length with a front axle that is steerable by a turntable or converter dolly may be 80 feet overall on Group 1 Highways.</p> | <p>75 feet overall. 53 foot trailer.</p> | <p>65 feet overall. 40 foot trailer.</p> | <p>60 feet overall. 40 foot trailer.</p> |
| <p>2</p>  <p>Truck-Tractor (or Dromedary Truck-Tractor) and Semitrailer drawing one Trailer or Semitrailer (Doubles)</p>  <p>Truck-Tractor (or Dromedary Truck-Tractor) with Semitrailer and Semitrailer (B-Train Doubles)</p> | <p>75 feet overall. 40 foot trailer.</p> <p>See Route Map 7 for Designated Routes and Restrictions on Overall Lengths.</p> | <p>65 feet overall. 40 foot trailer.</p> | <p>60 feet overall. 40 foot trailer.</p> |

| Type Of Vehicle Or Combination | Group 1 | Group 2 | Group 3 |
|---|--|--|--|
| <p>3</p>  <p>Truck-Tractor and Semitrailer</p>  <p>Dromedary Truck-Tractor and Semitrailer</p> | <p>60 feet overall. 53 foot trailer.</p> <p>See Route Map 7 for Designated Routes and Restrictions on Overall Lengths.</p> | <p>60 feet overall. 40 foot trailer.</p> | <p>60 feet overall. 40 foot trailer.</p> <p>See Additional Information A, B below.</p> |
| <p>4</p>  <p>Truck-Tractor (or Dromedary Truck-Tractor) and Stinger-Steered Semitrailer</p>  <p>Truck-Tractor (or Dromedary Truck-Tractor) and Balance Trailer</p> | <p>75 feet overall. 53 foot trailer.</p> | <p>65 feet overall. 45 foot trailer.</p> | <p>60 feet overall. 40 foot trailer.</p> <p>See Additional Information A, B, C, H below.</p> |
| <p>5</p>  <p>Truck-Tractor (or Dromedary Truck-Tractor) and Semitrailer Towing a Dolly or Utility Trailer</p> | <p>75 feet overall. 40 foot trailer.</p> | <p>60 feet overall. 40 foot trailer.</p> | <p>60 feet overall. 40 foot trailer.</p> <p>See Additional Information A, B, D, H below.</p> |
| <p>6</p>  <p>Truck-Tractor (or Dromedary Truck-Tractor) and Semitrailer Towing a Passenger or Light Vehicle</p> | <p>75 feet overall. 40 foot trailer.</p> <p>See Route Map 7 for Designated Routes and Restrictions on Overall Lengths.</p> | <p>60 feet overall. 40 foot trailer.</p> | <p>60 feet overall. 40 foot trailer.</p> <p>See Additional Information A, B below.</p> |
| <p>7</p>  <p>Log Truck and Pole Trailer (Stinger-Steered)</p> <p>Load length controlled by allowable overall length. Load not to extend forward of rear of cab of power unit.</p> | <p>75 feet overall.</p> | <p>65 feet overall.</p> | <p>65 feet overall.</p> |

| Type Of Vehicle Or Combination | Group 1 | Group 2 | Group 3 |
|---|--|--|--|
| <p>8</p>  <p>Passenger Vehicle and Recreational Vehicle</p>  <p>Recreational Vehicle and Passenger Vehicle</p> | 65 feet overall. 45 feet RV. | 65 feet overall. 45 feet RV. | 60 feet overall. 45 feet RV. |
| <p>8a Pickup Truck and Trailer (excluding Recreational Vehicles)</p> | 60 feet overall. 53 foot trailer. | 60 feet overall. 40 foot trailer. | 60 feet overall. 40 foot trailer. |
| See Additional Information A, B, F below. | | | |
| <p>8b Pickup Truck drawing two Trailers (Tow-Away Trailer Transporter Operations Only)</p> | 75 feet overall. 40 foot trailer. | 60 feet overall. 40 foot trailer. | 60 feet overall. 40 foot trailer. |
| See Additional Information F below. | | | |
| <p>9</p>  <p>Truck-Tractor (or Dromedary Truck-Tractor) and Semitrailer drawing one Trailer or Semitrailer (Doubles)</p> | No limit to overall length. 40 foot trailer. 60 feet loadspace. | 65 feet overall. 40 foot trailer. 60 feet loadspace. | 60 feet overall. 40 foot trailer. 60 feet loadspace. |
| See Additional Information A, B, E below. | | | |
| <p>10</p>  <p>Truck-Tractor (or Dromedary Truck-Tractor) and Semitrailer drawing one Trailer or Semitrailer (Doubles)</p> | 75 feet overall. 40 foot trailer. 68 feet loadspace. See Route Map 7 for Designated Routes and Restrictions on Overall Lengths. | 65 feet overall. 40 foot trailer. | 60 feet overall. 40 foot trailer. |
| See Additional Information A, B, H below. | | | |

| Type Of Vehicle Or Combination | Group 1 | Group 2 | Group 3 |
|--|--|--------------------------------------|--------------------------------------|
| 11  Log Truck-Pole Trailer Stinger Steered and Full Trailer  Log Truck-Pole Trailer and Two Stinger Steered Pole Trailers | 75 feet overall. 40 foot trailer. 68 feet loadspace. See Route Map 7 for Designated Routes and Restrictions on Overall Lengths. | 65 feet overall. 40 foot trailer. | 65 feet overall. 40 foot trailer. |
| | See Additional Information G below. | | |
| 12  Double Saddle Mount  Triple Saddle Mount  Truck-Tractor Drawing Two Motor Vehicles by Single Saddle Mount and Drawbar Method | 75 feet overall. Saddle Mount combinations are allowed an overall length of 97 feet on all National Network Highways (shown as green route on Route Map 7). | 60 feet overall. | 60 feet overall. |

Additional Reference Information

| | |
|----------|--|
| A | Legal load length is 40 feet. A load length 40 feet or less may extend forward of the rear of the cab of the power unit. |
| B | A load length over 40 feet is allowed providing the load does not extend beyond the rear of the semitrailer by more than 5 feet or extend forward of the rear of the cab of the power unit. |
| C | "Stinger steered" means the coupling device is located back of the tread of the last axle of the towing unit. |
| D | Utility trailer shall not exceed 15 feet in length or a gross weight in excess of 8,000 pounds. |
| E | No limit on overall length of combination provided the distance measured from the front of the first semitrailer to the end of the second semitrailer or trailer does not exceed 60 feet. The 60 foot dimension may be exceeded provided the overall length does not exceed 75 feet or the lengths allowed on the reverse of Route Map 7. Semitrailer length shall not exceed 40 feet. Load length over 40 feet is allowed provided the load does not extend beyond the rear of the semitrailer or trailer by more than 5 feet |
| F | Pickup truck cannot carry a load other than the towed vehicle(s); the coupling device for the trailer is a ball to socket hitch located above and not behind the tire tread of the rearmost axle of the pickup truck; the trailer(s) has operating brakes on all wheels. |
| G | The 68 feet of load space is measured from the first bunk to the end of the last trailer. May not travel unladen |
| H | Dromedary Box, Plate or Deck may not exceed 12 feet 6 inches in length including any load overhang. |

Height

Legal height is 14 feet 0 inches. Loads or vehicles exceeding this height must be moved under special permit.

Width

Legal width is 8 feet 6 inches.

Allowances are provided for up to 2 inches additional width on each side of the vehicle for flaps, tire bulge, clearance lights and certain other vehicle appurtenances

Maximum of 5 inches allowed each side for rear view mirrors.

Front Overhang

Front overhang is measured from the front of the vehicle to the extreme front of the load

Rear Overhang

Rear overhang is based on the total wheel base and is measured from the center of the last axle to the extreme end of the vehicle or load.

- Solo Vehicles are allowed 3/4 wheelbase.
- Combination of vehicles are allowed 1/3 wheelbase, provided the trailer length does not exceed 40 feet, load length does not exceed 40 feet, and overall length does not exceed 60 feet.
- Travel trailers and glider aircraft are allowed 1/2 wheelbase.



[Commerce and Compliance Division](#) | [Oregon Over-Dimension Operations](#)