

April 8, 2019

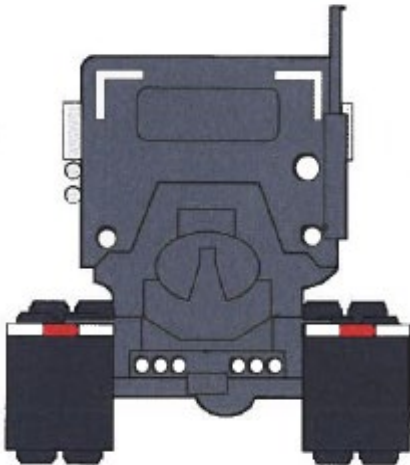
Subject: Conspicuity (Reflective Tape) Guide

Reflective tape is required on trailers which have an overall width of 80 inches or more and a gross vehicle weight rating (GVWR) of 10,000 pounds or more and truck/tractors manufactured (mfg) after 7/1/97.

Truck/Tractors – mfg after 7/1/97	393.11
Trailers – mfg on or after 12/1/93	393.11
Trailers – mfg prior to 12/1/93	393.13

Below is guidance describing where conspicuity markings are to be placed on trailers and newer truck/tractors.

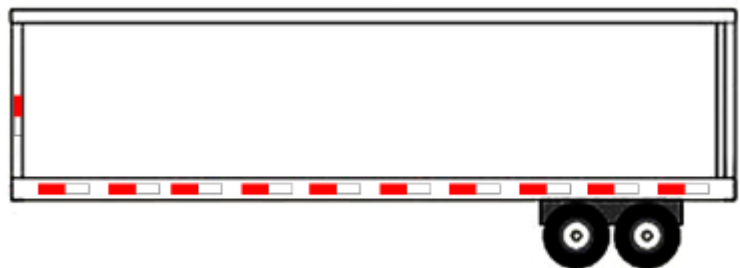
Rear of Truck / Tractor



- Two strips in alternating colors, located as close as practicable to the edges of the rear fenders, mudflaps, or mudflap support brackets to mark the width of the truck tractor.
- As horizontal as practicable.
- Two pairs of white strips of sheeting applied as horizontally and vertically as practicable to the right and left upper contours of the cab, as close to the top of the cab and as far apart as practicable.
- No more than 25% of the cumulative area to be obscured by vehicle equipment.
- If one pair must be relocated to avoid obscuration by vehicle equipment, the other pair may be relocated so as to be symmetrical.

Sides of Trailer

- Each side of the trailer in an alternating pattern of white and red segments.
- As horizontal as practical, beginning and ending as close to the front and rear as practicable.
- Not required to be continuous, however, the sum of the length of all segments must be at least half of the length of the trailer and spaces between segments must be even.



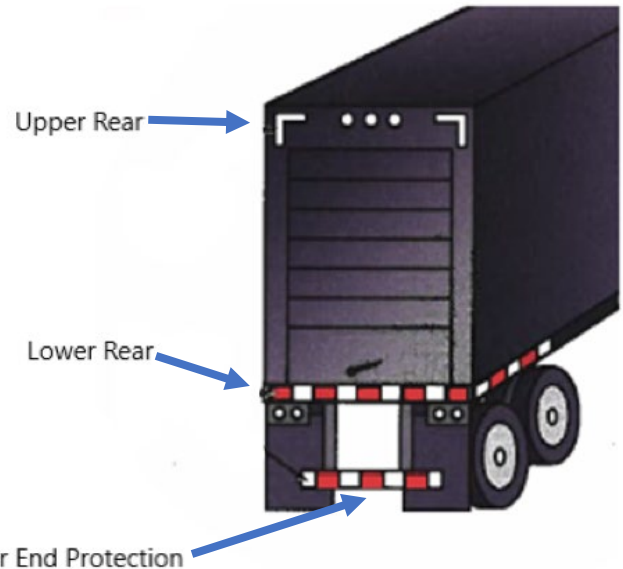
Truck Inspection Safety Notice

April 8, 2019

- Between 15 and 60 inches above the road, or as close as practicable.
- Cargo tanks, which are usually marked half-way up on vertical plane of the tank, meet requirement.

Upper Rear of Trailer

- Two pairs of white strips, (12 inches long each strip), positioned horizontally and vertically on the right and left upper corners of the rear of the body of each trailer.
- If the rear of the trailer body is other than rectangular or square, strips may be applied along the perimeter, as close as practicable to the uppermost and outermost areas of the rear of the body on the left and right sides.



Lower Rear of Trailer

- As horizontal as practicable, extending across the full width of the trailer in an alternating pattern of white and red segments.
- Begin and end as close to the extreme edges as practicable.
- Between 15 and 60 inches above the road, or as close as practicable.

Rear End Protection

- For trailers mfg. after December 1, 1993 sheeting is required across the full width of the device.

Reflective tape is NOT required on:

- Straight trucks.
- Drive-away tow-away vehicles.
- Trailers designed exclusively for living or office use.
- Pole trailers.

Intermodal container chassis are required to have conspicuity markings, however the container itself is a piece of cargo and is not required to have conspicuity markings.