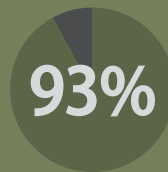
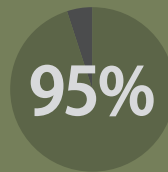
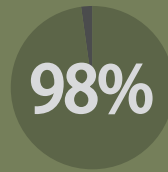




2021 Oregon Transportation Infrastructure Condition Report

Thanks to Keep Oregon Moving, the historic HB 2017 funding package, we now have a statewide view of state and local government bridge and pavement conditions.

BRIDGES

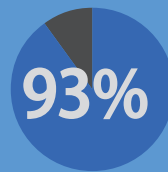
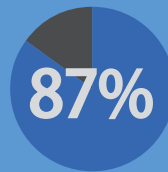
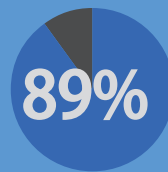
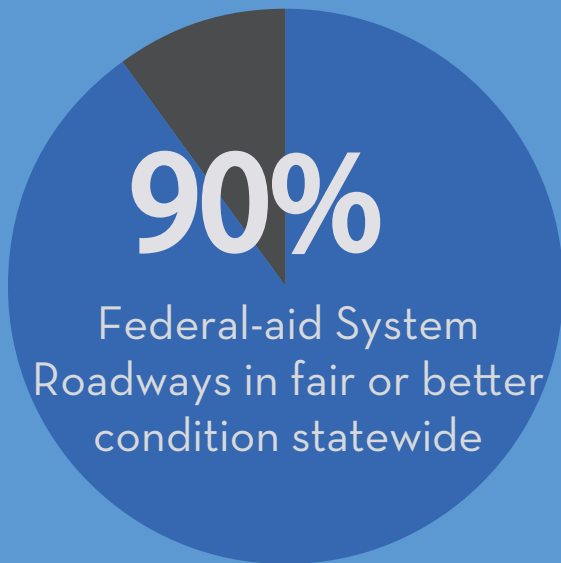


State-Owned NBI bridges in fair or better condition (2,832 bridges)

City-Owned NBI bridges in fair or better condition (648 bridges)

County-Owned NBI bridges in fair or better condition (3,448 bridges)

PAVEMENT



State-Owned FAS miles in fair or better condition (8,046 total miles)

City-Owned FAS miles in fair or better condition (2,704 total miles)

County-Owned FAS miles in fair or better condition (6,803 total miles)