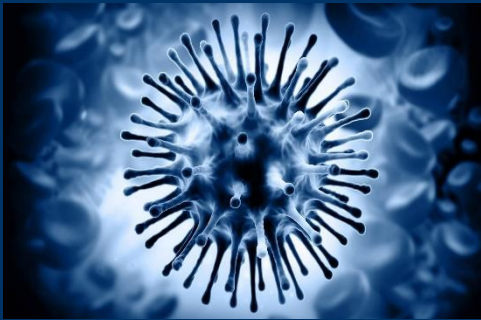


# DR-4499-OR Applicant Briefing

Oregon Office of Emergency Management  
Coronavirus Disease 2019 (COVID-19) Pandemic  
Incident Period: January 20, 2020 and Continuing  
Declared: March 28, 2020



**FEMA**



# Agenda

Objective: Provide overview of the delivery of the Public Assistance (PA) grant program for COVID-19.

- Introduction to the Public Assistance Program and COVID-19 Specifics
- Public Assistance Eligibility
- Grant Procurement Conducted Under Emergency or Exigent Circumstances for COVID-19
- Additional Considerations
- Application Process
- Funding
- Next Steps



FEMA



# The Public Assistance program

**Supplemental financial assistance to local governments, tribal governments, state agencies, and certain private non-profit organizations for response and recovery activities required as a result of a major disaster which has been declared by the President.**

**Public Assistance is a cost-share program**

**75% federal – 25% non-federal.**



**FEMA**

5/14/2020



# FEMA Public Assistance

- Authorized by the Robert T. Stafford Disaster Relief and Emergency Assistance Act, as amended
- Sandy Recovery Improvement Act (SRIA) of 2013
- Disaster Recovery Reform Act (DRRA) of 2018
- President's March 13, 2020 Nationwide Emergency Declaration for Coronavirus Disease 2019 (COVID-19) guidance



FEMA



# DR-4499-OR Declaration Summary

Declaration Date: March 28, 2020

Incident Period: January 20, 2020 and Continuing

Type: Coronavirus Disease 2019 (COVID-19) Pandemic

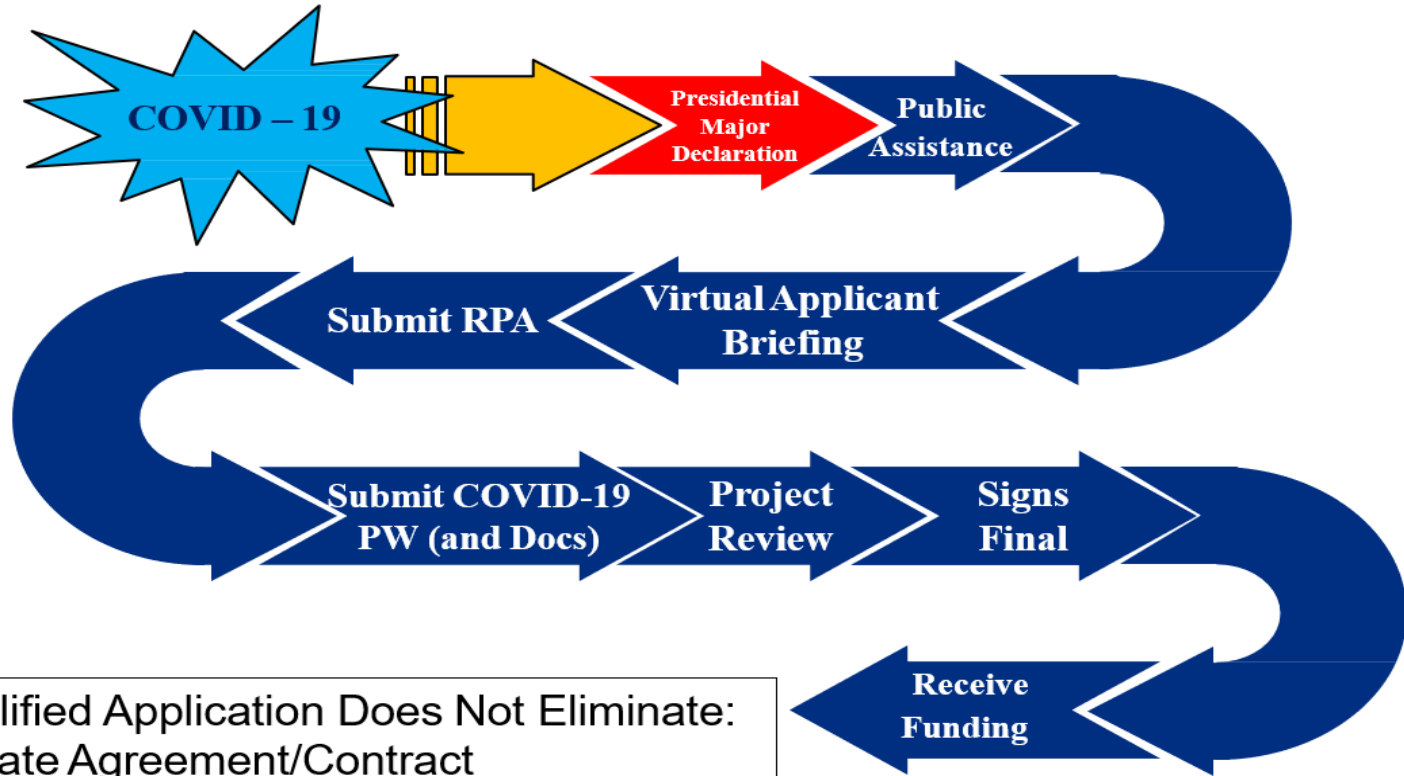
Major Disaster Declaration:

- Emergency Work: Emergency Protective Measures taken at the direction or guidance of public health officials for the management, control and the reduction of immediate threats to public health and safety.

Declaration designation of FEMA Public Assistance: All Counties and Federally Recognized Tribes



# Coronavirus (COVID-19) Pandemic: Public Assistance Simplified Application



Simplified Application Does Not Eliminate:

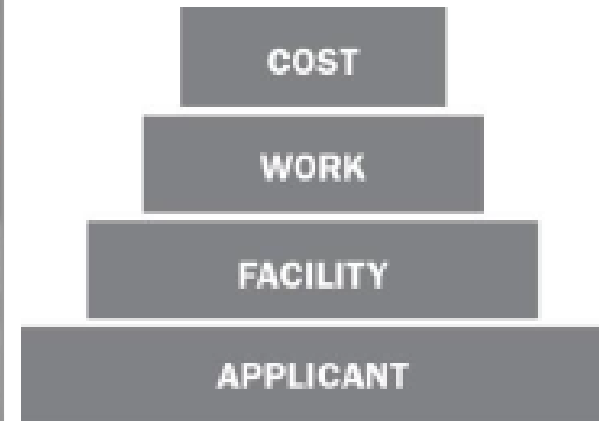
- State Agreement/Contract
- Full Review for Federal Compliance
- Final Close-out Process



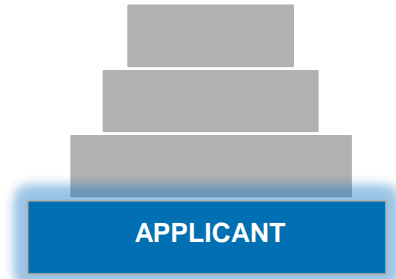
FEMA



# PA Eligibility



# Applicant Eligibility



## Applicants or Subrecipients can be:

- State, Local, Tribal, and Territorial (SLTT) Governments
- Certain Private Non-Profit organizations (PNPs)
  - Must submit a tax exempt certification and charter or bylaws
  - Must be open to the public
  - Must meet the requirements of the Civil Rights Act of 1964
  - Critical PNPs include Fire, Emergency, Medical, Utilities, Educational, Custodial Care

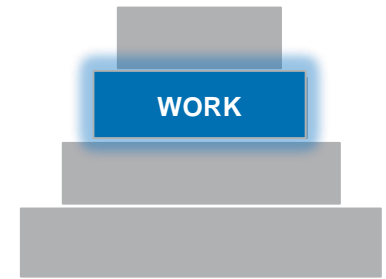


FEMA





# Work Activity Eligibility



**At a minimum, claimed Emergency Protective Measure work (also called “activities”) must meet each of the following criteria to be eligible:**

- required as a result of the declared incident;
- located within the designated area;
- the legal responsibility of an eligible Applicant; and,
- not be fundable by another federal agency

For more information refer to the *FACT SHEET: Coronavirus (COVID-19) Pandemic: Eligible Emergency Protective Measures*



# PA Eligible Work for COVID-19

## Emergency Work

**A - Debris Removal**

**B - Emergency Protective Measures**

## Permanent Work

**C - Road Systems**

**D - Water Control Facilities**

**E - Public Buildings & Equipment**

**F - Public Utility Systems**

**G - Parks and Other Facilities**

**RED = Not Available for this Event**



**FEMA**



# Category B: Emergency Protective Measures

**Emergency Protective Measures (EPM)** conducted before, during, and after an incident are eligible if the measures:

- Eliminate or lessen immediate threats to lives, public health, or safety;  
**or -**
- Eliminate or lessen immediate threats of significant additional damage to improved public or private property in a cost-effective manner.

***DR4499OR-COVID-19: Eligible emergency protectives measures are actions taken at the direction or guidance of public health officials for the management, control and the reduction of immediate threats to public health and safety.***

FEMA may require certification by Federal, State, Territorial, Tribal, or local government officials that a threat exists, including:

- Identification and evaluation of the threat
- Recommendations of the work necessary to cope with the threat



# Category B: Emergency Protective Measures Examples

## Emergency Protective Measures May Include:

**Management, control and reduction of immediate threats to public health and safety:**

- Emergency Operation Center (EOC)-related costs
- Training specific to the declared event
- Disinfection of eligible facilities
- Purchase and distribution of food, water, ice, medicine and other consumable supplies, to include personal protective equipment
- Movement of supplies and persons
- Security and law enforcement
- Medical care and transport
- Congregate sheltering- to meet social distancing requirements
- Household pet or assistance animal or service animal sheltering or containment.
- Safety inspections
- Security, such as barricades, fencing, or law enforcement



**FEMA**



# Category B: Emergency Protective Measures

**For the activity to be eligible it must be directly related to COVID-19 emergency at the direction or guidance of public health officials.**

Examples continued:

- Non-deferrable medical treatment of infected persons in a shelter or temporary medical facility
- Medical facility services and supplies
- Medical Sheltering
- Non-congregate (NCS) sheltering –with FEMA Preapproval/Waiver
- Household pet or assistance animal or service animal sheltering or containment.
- Temporary Medical Facilities – with FEMA Preapproval/Waiver
- Use or lease of temporary generators for facilities that provide essential community services
- Dissemination of information to the public to provide warnings and guidance about health and safety hazards using various strategies, such as flyers, public service announcements, or newspaper campaigns

*See FEMA COVID-19 Fact Sheets for details.*



**FEMA**



# Category B: Emergency Protective Measures

## Examples that are not ELIGIBLE

For the activity to be eligible it must be directly related to emergency protective measures taken to save lives and protect public health and safety in response to the declared public health emergency:

Examples of ineligible activities may include:

- Loss of Revenue
- Security due to closures of public buildings
- Purchase of supplies/equipment for teleworking (unless specifically conducting an eligible emergency protective measure activity)
- Activities or costs that are not the applicants legal responsibility

However, we recommend you discuss all activities with you FEMA/State customer service representative, Program Delivery Manager (PDMG)



# Cost Eligibility

COST



## To be eligible for reimbursement, costs must be:

- Incurred from eligible work and adequately documented
- Reduced by insurance proceeds, salvage value, or other credits;
- Authorized and permitted under Federal, State, Tribal, or local government laws or regulations;
- Consistent with the Applicant's internal policies, regulations, and procedures; and
- Necessary and reasonable to accomplish the work properly and efficiently.

**Small Project:** minimum of \$3,300 and less than \$131,100

- Payment made upon obligation

**Large Project:** equal to or greater than \$131,100

- Progress payment, reimbursement less retainage



FEMA



# Category B: Emergency Protective Measure Eligible Costs

## Eligible Costs Include:

- Overtime hours only to include taxes and benefits.
- All Hours (Regular & Overtime) for Temporary Hires including taxes and benefits
- All Equipment Hours – Lower of FEMA or Applicant Rates
- Rental Equipment
- Engineering and Design Services
- Materials
- Contracts



**FEMA**





# Eligible items – Emergency Work (Labor Force Account)

## Category B- OT only plus taxes and benefits

Emergency Work Labor Eligibility		
Budgeted Employees	Overtime	Straight-Time
Permanent employee	☑	
Seasonal employee working during normal season of employment	☑	
Unbudgeted Employees	Overtime	Straight-Time
Essential employee called back from administrative leave	☑	☑
Permanent employee funded from external source	☑	☑
Temporary employee hired to perform eligible work	☑	☑
Seasonal employee working outside normal season of employment	☑	☑

Figure 11. Emergency Work Labor Eligibility

# Labor - Overtime Reimbursable

- Jurisdictions need to track labor and equipment hours for each employee and any additional temporary staff.
- Jurisdictions need to keep accurate hourly records for each employee and temporary staff assigned to response activities
- Jurisdictions should have labor agreement or policy available to support cost claimed

FEMA Summary forms are available to help organize costs:

<https://www.fema.gov/how-apply-and-manage-grants>



# Category B: Emergency Protective Measure (EPM) Documenting Costs

**When evaluating Category B - EPM Costs, the PA Program will want to see these costs broken down in a standardized format:**

- FA Labor Overtime hours by individual, by date, to include all fringe benefits and special pays.
- FA Equipment logs/costs for all equipment used in the implementation of EPM.
- Materials and purchased items (invoices/receipts) used in the implementation of EPM.
- Rental agreements/contracts for rented equipment.
- All contract documentation to include jurisdiction's emergency proclamation if specific contracting waivers or contracting provisions were issued.



**FEMA**



# Duplication of Benefits

- Other Federal programs are available for COVID-19 response efforts, including the U.S. Department of Health and Human Services (HHS), to include the Centers for Disease Control and Prevention (CDC).
- FEMA is prohibited from duplicating benefits from other sources and will reduce eligible costs accordingly.
- FEMA will not fund any activities or services covered by another Federal agency such as the Department of Health and Human Services (HHS).
- HHS' Centers for Disease Control and Prevention (CDC) has primary authority to support States or Tribal Governments in response to an infectious disease incident.
- FEMA assistance in response to an infectious disease incident is coordinated with the CDC.



**FEMA**



# Insurance

## FEMA requires Applicants to pursue claims to recover insurance proceeds.

- Some insurance policies and parametric policies may provide coverage under civil authority actions.
- Generally the emergency procurement of supplies and the establishment of temporary medical facilities are insured losses.
- If claiming clean-up or disinfecting of an insured location then an applicant must submit a copy of their commercial property insurance policy.
- There are no Obtain and Maintain (O&M) insurance requirements associated with emergency work.



FEMA



# Donated Resources

**Applicants can use Donated Resources to offset the non-Federal share of eligible work costs. The Applicant must track all donated resources in order to offset their non-federal cost share.**

Donated Resources include:

- Volunteer Labor
- Donated Equipment
- Donated Supplies and Materials
- Logistical Support



# Donated Resources

- All donated resources being claimed must be documented (who, what, when, where and why/how)
- Credit against non-fed share – specific project
- Eligible Donated Resources may be claimed only by the applicant that has received the donation
- Eligible donated services can only be actual working time for protective efforts and permanent (specific project) categories.
- Value of labor at same rate as paid workers for similar work or local documented volunteer rate
- Equipment record the same as force account equipment (use FEMA equipment rates)
- Materials value at purchased or current commercial rate



FEMA



# Procurement Under COVID-19 Declarations

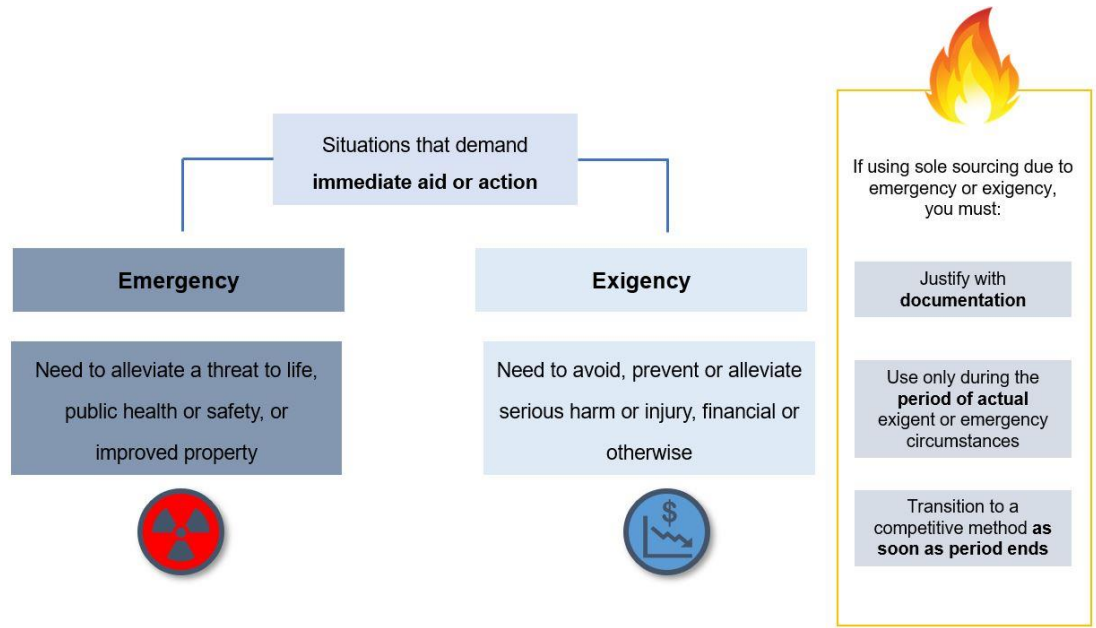




# Procurement Under Exigency or Emergency Circumstances

Many Applicants will need to procure supplies, labor, or equipment through contracts. For COVID-19 declarations, OMB has implemented administrative relief for Applicants under COVID-19 citing exigent and emergency circumstances.

## Sole-Source Procurement Under E&E



# Sole-Sourcing Under E&E for COVID-19

The exception is applicable to contracts entered into or used on or after January 27, 2020

Jan. 27,  
2020

March 13

March 17

For the duration of the current federal Public Health Emergency, the ongoing COVID-19 pandemic qualifies as an E&E circumstance:


- Non-state entities may sole-source under that exception
- State entities have to follow their own state procurement rules



FEMA



# Procurement Under E&E for COVID-19



March 16, 2020

## If sole-sourcing under the E&E exception, non-state entities MUST:

- Use only during the period of actual Public Health Emergency (HHS)
- Document and provide justification for the use of the exception (list of suggested elements for justification provided)
- Conduct a cost or price analysis if applicable
- Follow bonding requirements if applicable
- Include required contract clauses
- Follow T&M contract requirements if applicable
- DO NOT enter into Cost Plus Percentage contracts. They are prohibited!
- Award contract to a responsible contractor
- Follow documentation, oversight, conflict of interest requirements



FEMA



# Procurement Under E&E for COVID-19

## Use of Pre-Awarded/Pre-Existing Contracts during E&E:

- If the pre-awarded/pre-existing contract is not in compliance with the federal procurement requirements, it may still be possible to use the contract for the duration of the E&E.
- FEMA recommends that non-state entities:
  - Review the requirements applicable during E&E and take actions to modify pre-awarded or pre-existing contracts where applicable.
  - Justify the use of a sole-sourced contract with documentation.

## Considerations for State Entities Regardless of E&E Circumstances:

- Follow State procurement policies and procedures.
- Follow procurement of recovered materials requirements.
- Include required contract clauses.
- While the rules do not prohibit the use of T&M or CPPC contracts, FEMA discourages states from using them due to likelihood of unreasonable costs.
- Guidance: 2 CFR 200.318-200.326 and Procurement Disaster Assistance Team (PDAT) at <https://www.fema.gov/procurement-disaster-assistance-team>



# Additional Considerations



# Environmental & Historic Preservation (EHP)

All FEMA projects must comply with applicable Federal, state, and local environmental and historic preservation (EHP) laws

FEMA is developing a program-wide approach for activity types that have little to no potential to affect or impact EHP resources.

## Best Practices:

- Avoid placement of critical actions, such as temporary hospitals, in high-risk flood hazard areas.
- Avoid placement in wetlands, brownfields, and other use restricted sites.
- Place tents, temporary structures, and modular units on existing parking lots, other hard surfaces, or improved surfaces and connect to existing utilities.
- Avoid new ground disturbance when possible. Should ground disturbance reveal archaeological resources, notify FEMA and State Historic Preservation Officer immediately.



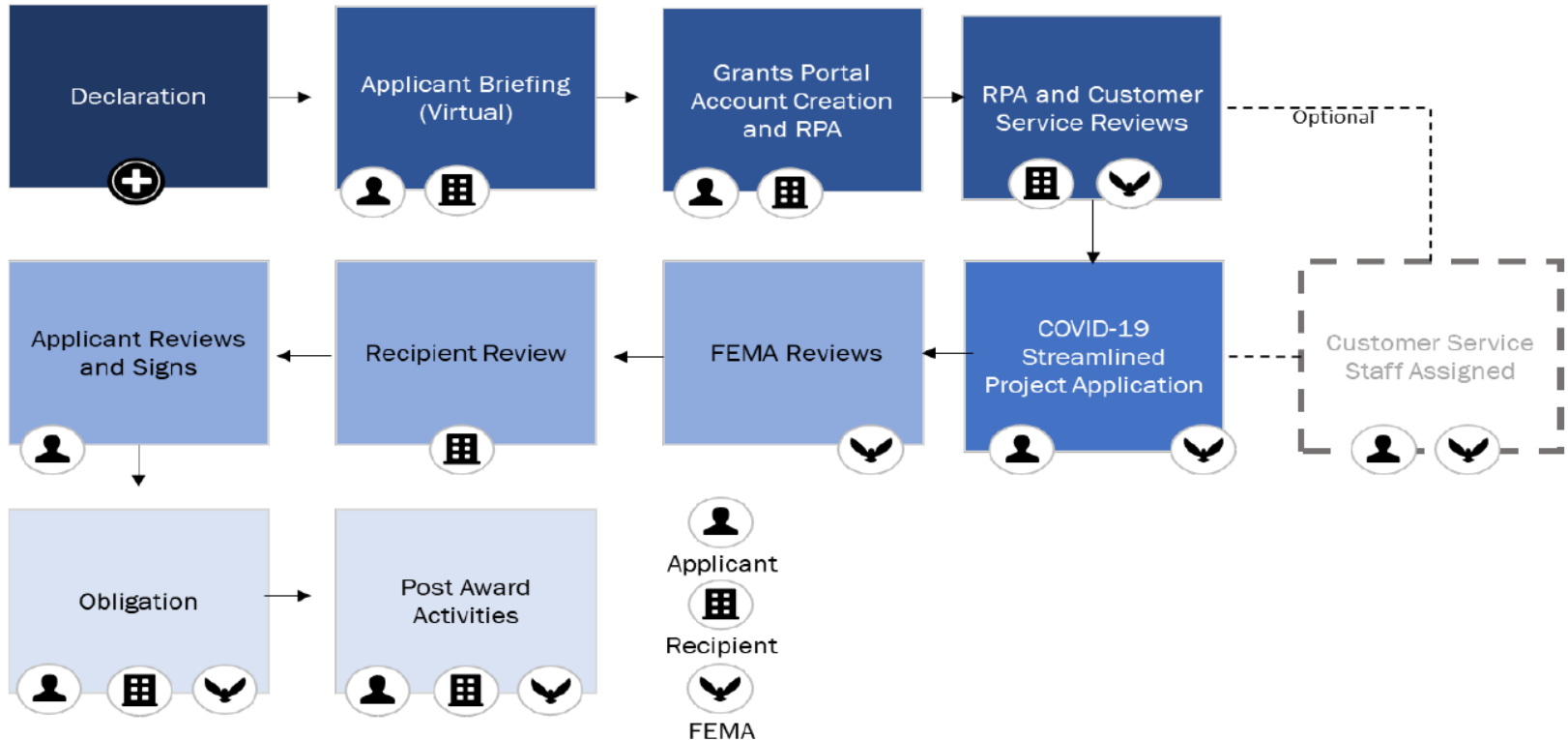
FEMA



# Application Process



# PA Application Process for DR4499OR COVID-19

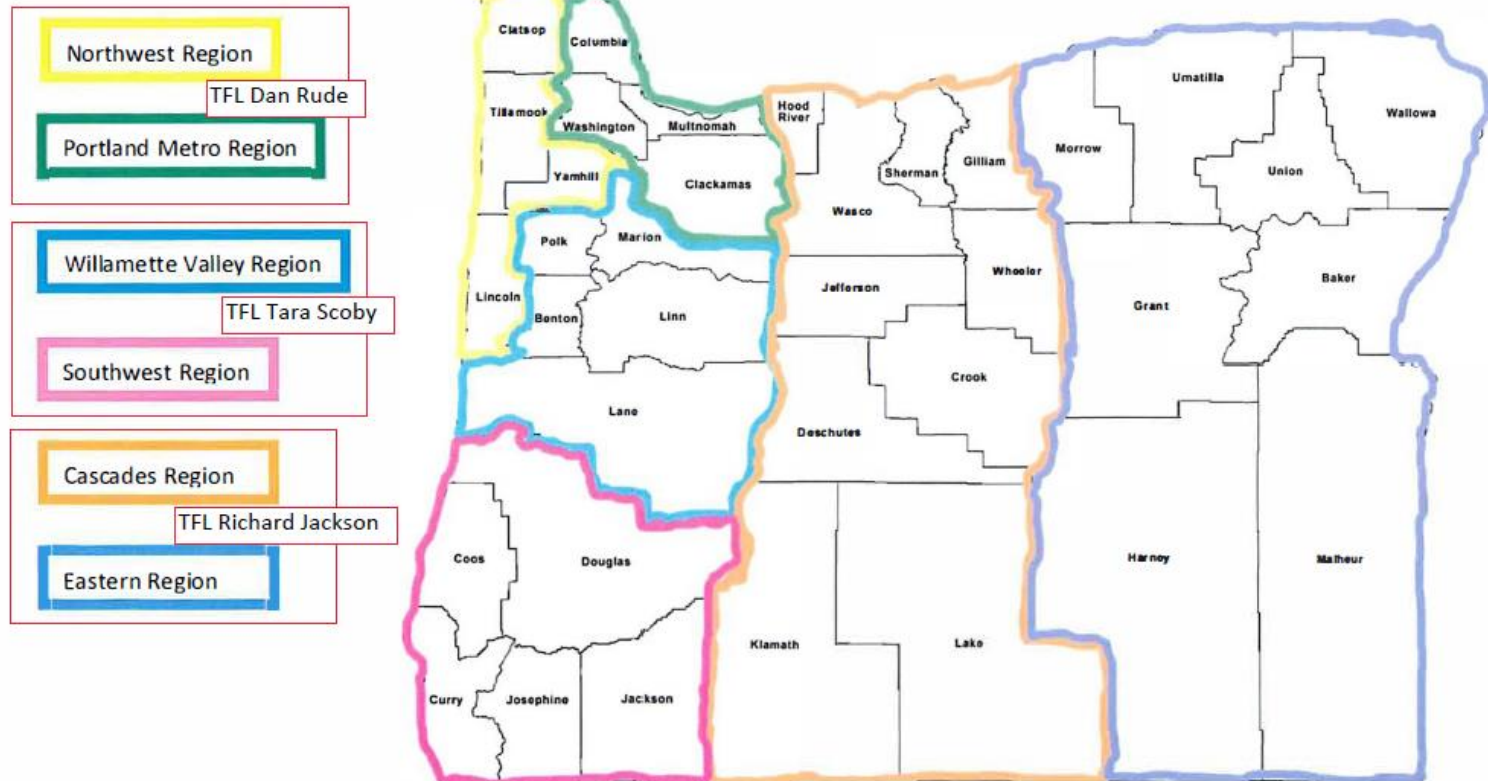


FEMA





# A customer service representative (Program Delivery Manager - PDMG) will be assigned next by Zone / County / Applicant



FEMA



# PDMG's will be assigned after RPA's are approved

- After being assigned, PDMG's will schedule Exploratory Calls (EC's) shortly after. EC's are introductory calls to pass contact information.
- Before you make any decisions, read all the material and guides, talk with your PDMG, and have a narrative of your response to the COVID-19 Pandemic Outbreak
- The EC will also set the next important meeting, the Recovery Scoping Meeting (RSM).
- The RSM will be scheduled so all necessary participants can attend to review your projects and determined your best next steps.



FEMA



# COVID-19 Direct Application

For COVID-19 Declarations, Applicants will have the ability to apply for assistance directly through FEMA's Grants Portal without requiring traditional Exploratory Calls or Recovery Scoping Meetings. However, we recommend working with your assigned FEMA/State PDMG

FEMA's Quick Guides and How-To Videos provide step-by-step instructions and can be found in the Grants Portal, <https://grantee.fema.gov>.

For technical assistance with Grants Portal, Applicants can call the Grants Portal Hotline at 1-866-337-8448.



# Request for Public Assistance

DEPARTMENT OF HOMELAND SECURITY FEDERAL EMERGENCY MANAGEMENT AGENCY REQUEST FOR PUBLIC ASSISTANCE		O.M.B. 1660-0017 Expires October 31, 2008	
<p><b>PAPERWORK BURDEN DISCLOSURE NOTICE</b></p> <p>Public reporting burden for this form is estimated to average 10 minutes. The burden estimate includes the time, effort and financial resources expended by persons to generate, maintain, disclose, or to provide information to us. You may send comments regarding the burden estimate or any aspect of the collection, including suggestions for reducing the burden to: Information Collections Management, U.S. Department of Homeland Security, Federal Emergency Management Agency, 500 C Street, SW, Washington, D.C. 20472, Paperwork Reduction Project (OMB Control Number 1660-0017). You are not required to respond to this collection of information unless a valid OMB number appears in the upper right hand corner of this form. <b>NOTE: Do not send your completed questionnaire to this address.</b></p>			
APPLICANT (Political subdivision or eligible applicant)		DATE SUBMITTED	
COUNTY (Location of Damages. If located in multiple counties, please indicate.)			
<b>APPLICANT PHYSICAL LOCATION</b>			
STREET ADDRESS			
CITY	COUNTY	STATE	ZIP CODE
<b>MAILING ADDRESS (if different from Physical)</b>			
STREET ADDRESS			
POST OFFICE BOX	CITY	STATE	ZIP CODE
<b>Primary Contact/Applicant's Authorized Agent</b>			
NAME			
TITLE			
BUSINESS PHONE		HOME PHONE	
FAX NUMBER		CELL PHONE	
HOME PHONE (optional)		E-MAIL ADDRESS	
CELL PHONE		PAGER & PIN NUMBER	
E-MAIL ADDRESS		PAGER & PIN NUMBER	
Did you participate in the Federal/State Preliminary Damage Assessment (PDA)? <input type="checkbox"/> Yes <input type="checkbox"/> No			
Private Non-Profit Organization? <input type="checkbox"/> Yes <input type="checkbox"/> No			
If yes, which of the facilities identified below best describe your organization? _____			
<p>Title 44 CFR Part 206.221(e) defines an eligible private non-profit facility as: "... any private non-profit educational, utility, emergency, medical or custodial care facility, including a facility for the aged or disabled, and other facility providing essential governmental type services to the general public, and such facilities on Indian reservations." Other essential governmental service facility means museums, zoos, community centers, libraries, homeless shelters, senior citizen centers, rehabilitation facilities, shelter workshops and facilities which provide health and safety services of a governmental nature. All such facilities must be open to the general public.</p> <p>Private Non-Profit Organizations must attach copies of their Tax Exemption Certificate and Organization Charter or By-Laws. If your organization is a school or educational facility, please attach information on accreditation or certification</p>			
Official Use Only: FEMA-____-DR-____-____		FIPS # _____ Date Received: _____	
FEMA Form 90-49, FEB 06 <span style="float: right;">REPLACES ALL PREVIOUS EDITIONS.</span>			

Old process (but still accepted)

- State, local, and territorial applicants can now create their own accounts and submit RPAs directly in Grants Portal without working through the Recipient/State. <https://grantee.fema.gov/>
- **Private Nonprofits and Tribal Governments** - These applicants submit their Request for Public Assistance (RPA) directly to OEM, Julie Slevin, [julie.slevin@state.or.us](mailto:julie.slevin@state.or.us) and Dan Gwin, [dan.gwin@state.or.us](mailto:dan.gwin@state.or.us)
- Private Nonprofits must also complete the Private Nonprofit Questionnaire and attach relevant supporting documents



# Request for Public Assistance

## Submit a Request for Public Assistance in Grants Portal:

**First. At the top of your Portal Dashboard.**

 [Click here to submit a RPA](#)

**Then complete the 6-step process.**

### Request Public Assistance

- 1 Start
- 2 General Info
- 3 Contacts
- 4 Addresses
- 5 Other Info
- 6 Submit

Welcome to the FEMA Request for Public Assistance (RPA) process. Over the next few minutes we will ask you a series of questions regarding your organization, contacts, mailing addresses, and supporting information. Once complete, you will be provided with the opportunity to review your submission and, once you are satisfied, you will then be able to directly submit your RPA to FEMA.

Following submission you will receive automatic notifications and will be able to track the progress of your RPA review. If your organization is deemed eligible for Public Assistance by FEMA, you will be automatically notified and will be able to use this system to collaborate with your FEMA partners.

Prior to starting this process, you may wish to [click here](#) to review your Organization Profile to ensure that all your information is up-to-date.

To get started, press the **Next** button at the bottom of this form.

[← PREV](#) [NEXT →](#) [⊗ CANCEL](#)



FEMA



# Private Nonprofit (PNP) Requirements

## Required PNP Request for Public Assistance (RPA) Documentation:

- DUNS Number
- Organizational Charter/By-Law
- Tax Exempt Letter, 501( c ), (d), or (e) IRS designation
- Articles of Incorporation
- PNP Questionnaire
- Copy of the Deed or Lease Agreement

FEMA cannot determine if a PNP is eligible applicant until all required forms and documentation are submitted. FEMA has made applicants ineligible for lack of documentation.



FEMA



# Grants Portal

**Applicant will receive ‘Invite Email’ from Grants Portal following disaster activation.**

- Applicant should regularly check email address provided to Recipient at the Applicant Briefing, including Spam/Junk folder.
- Ensure IT systems allow for incoming emails from support@pagrants.fema.dhs.gov.

**Once you have an Organization Profile, you will have full access to the Grants Portal.**

- Take an opportunity to familiarize yourself with all of the platforms.
- The Portal User Guide can be found under the Resource tab.
- You can assign additional staff under My Organization – Organizational Personnel.

For technical assistance with Grants Portal, Applicants can call the Grants Portal Hotline at 1-866-337-8448.



**FEMA**



# COVID-19 Delivery Model

FEMA has simplified the Public Assistance application process by developing a simplified online form that applicants can complete, and on which they may explain work activities, answer basic questions, provide supporting documentation, and provide a cost estimate.

FEMA and the Recipient will review this information, follow up with requests for additional information if necessary, and award assistance.

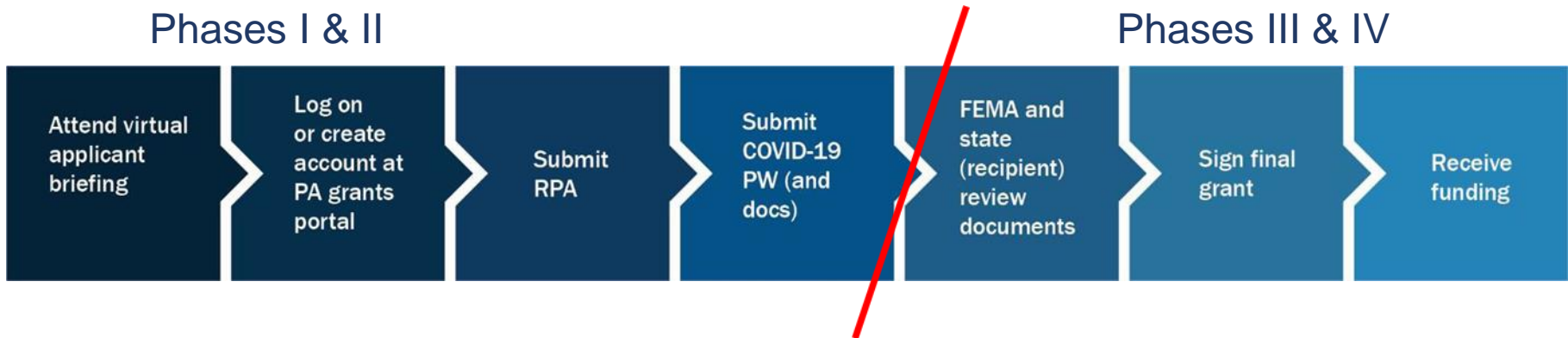




# COVID-19 Delivery Model

## Four Phases to the New Simplified PA Delivery Model:

- Phase I & II are conducted by the Applicant with assistance from the assigned FEMA/State PDMGs.
- Phase III & IV are completed in the State, FEMA Regional Office and Consolidated Resource Center (CRC).



# COVID-19 Delivery Model process

## State/FEMA Oregon Team

### Concurrence:

- State/FEMA will review all project worksheets prior to submitting to CRC-West and State/FEMA will also review all project worksheets after CRC-West processing and prior to obligation.
- Concur or Don't Concur:
  - Request resolution meeting with FEMA/State PDMGs
  - Request resolution meeting with FEMA/State Task Force Leaders (TFLs)
  - Request resolution meeting with FEMA/State
  - Infrastructure Branch Director and/or PA Officers



FEMA



# Funding



FEMA



# FEMA PA Recipient Funding Process

**FEMA**

**State**

*Grantee/Recipient  
(OREGON Office of EMERGENCY  
MANAGEMENT )*

**County**

*Subgrantee/sub  
recipient*

**City**

*Subgrantee/sub  
recipient*

**PNP**

*Subgrantee/sub  
recipient*



5/14/2020

FEMA



# Oregon Emergency Management Infrastructure Contract (Public Assistance Contract)

*In order to pass-through FEMA Public Assistance funds, Oregon Office of Emergency Management (OEM) must have a signed agreement/contract with the applicant.*

*OEM will send Infrastructure Contract to primary contact on RPA after RPA approval.*



**FEMA**



# Grantee Funding process....

- Upon approvals/obligation of Project Worksheet (PW) OEM will send a package of approved PW(s) with instructions on how to initiate payment and close out the PW
- Notify OEM immediately as soon as you identify a change to the SOW and if you need to request time extensions and cost increases that deviate from the FEMA approved Project Worksheet



**FEMA**



# Small Project Payments (projects less than \$131,100)

- The final payment on small projects is based on estimates and is made shortly after project approval. Submit payment request forms for each approved Project Worksheet (PW).
- Payment will be processed upon review for compliance/conditions required on the approved PW.
- The applicant must certify completion (P.4) for each of its small project as soon as the project is completed.



**FEMA**



# Large Project Payments (projects over \$131,100)

- Final payment for large projects is based on actual eligible final costs submitted with payment request.
- Payment request forms can be submitted for progress payments, or a single payment request form can be submitted after the project is completed.
- All costs claimed and certification of completion (P.4) and Statement of Documentation (SOD) must be submitted with claim of final payment.



FEMA





# Reimbursements

- **Projects**

- 75% Federal Share
- 25% Non-Federal Share (applicant/sub-recipient share)

- **Management Costs**

- Your cost for doing business with FEMA and State
- For Subrecipients, up to 5% of the Subrecipient's total award amount (based on actual costs)
- Examples of eligible activities include meetings regarding the PA program or PA claim, preparing correspondence, reviewing PWs, collecting, copying, filing, or submitting documents to support a claim, and training
- Auditable



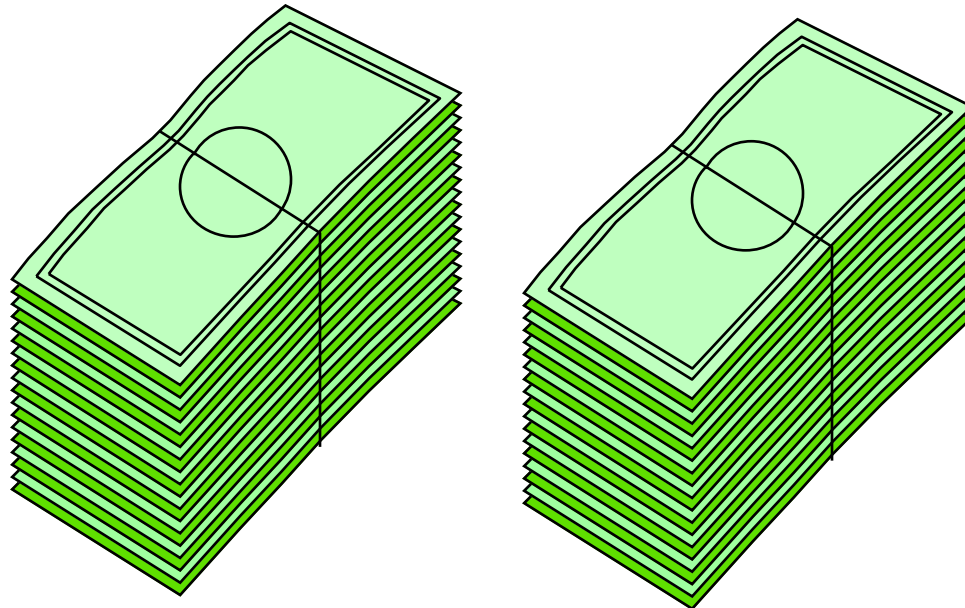
FEMA



# Payments

Payments are usually made by Check (warrant). For Direct Deposit or ACH payments go to:

[Oregon.gov/das/Financial/AcctgSys/Documents/ACH\\_Enrollment\\_Form.pdf](https://Oregon.gov/das/Financial/AcctgSys/Documents/ACH_Enrollment_Form.pdf)



FEMA



# Single Audit Act

- If your organization receives \$750,000 or more of federal grant money in a fiscal year, must perform a single or program-specific audit as required by 2 CFR 200.
- Records are to be kept for 6 years after final payment or final audit, whichever is later.



FEMA



# Next Steps



# Next Steps

After attending a virtual Applicant Briefing:

- Register on SAM.GOV (if not already registered)
- Request or respond to an invitation to access Grants Portal and submit an Request for Public Assistance (RPA) to FEMA
- Compile Actual Costs – labor, equip, material, contracts, rental agreements
- Prepare Documentation
  - Catalog photos by project / location / date
  - Separate files for separate projects
- Track Management Costs by Projects
  - Labor hours, equipment hours, materials used while working on project formulation

*FEMA/State PDMG will contact upon approval of RPA. Note, this could take a couple weeks or more, due to volume of applicants. If you need immediate assistance contact staff located at end of this presentation.*



**FEMA**



# State Application Documents

Upon RPA approval, the State PA Program will email each applicant the required set of documents:

- Contract – (1) email to primary contact on RPA return to OEM
- W-9, If needed (if not in state accounting system)
- 2 CFR Part 200 Subpart F Audit Certification Form (sent with contract)
  - Risk Assessment Form, if applicant did not receive an award from OEM in the last year, (annual requirement, as long as Grant open)

All documents must be signed and submitted prior to any funding release to the applicant.



FEMA



# Resources

- FEMA PA Grants Portal - Grants Manager YouTube Channel: [youtube.com/channel/UCIJp91Ds2IaVIR1t8uXcEKg](https://youtube.com/channel/UCIJp91Ds2IaVIR1t8uXcEKg)
- FEMA's PA Grants Portal Hotline: (866) 337-8448
- Grants Portal inbox: [FEMA-Recovery-PA-Grants@fema.dhs.gov](mailto:FEMA-Recovery-PA-Grants@fema.dhs.gov)
- Public Assistance Program and Policy Guide (PAPPG V3.1), April 2018: <https://www.fema.gov/public-assistance-policy-and-guidance>
- FEMA Schedule of Equipment Rates- <https://www.fema.gov/schedule-equipment-rates>
- FEMA Procurement Disaster Assistance Team (federal procurement rules)- <https://www.fema.gov/procurement-disaster-assistance-team>
- Oregon Office of Emergency Management – DR4499OR-COVID-19 website: <https://www.oregon.gov/oem/emresources/disasterassist/Pages/COVID19-publicassistance.aspx>.



FEMA



# Other Resources

CARES Act for State and Local Government information

<https://home.treasury.gov/policy-issues/cares/state-and-local-governments>





# State Public Assistance Contact

**Julie Slevin**

State Public Assistance Officer

503-378-2235

[julie.slevin@state.or.us](mailto:julie.slevin@state.or.us)

**Dan Gwin**

Deputy State Public Assistance Officer

503-378-3254

[dan.gwin@state.or.us](mailto:dan.gwin@state.or.us)



**FEMA**



# Frequently Asked Questions

