

OREGON GOVERNMENT

ETHICS COMMISSION



2023 - 2025 LEGISLATIVELY ADOPTED BUDGET

This page is intentionally left blank.

**OREGON GOVERNMENT ETHICS COMMISSION
2023-2025 LEGISLATIVELY ADOPTED BUDGET**

TABLE OF CONTENTS

	<u>Page</u>
2023-2025 Legislatively Adopted Budget	1
Table of Contents	3
Certification	5
Legislative Action	
Budget Report & Measure Summary HB5021A (2023 Session).....	7
Budget Report & Measure Summary HB2805B (2023 Session).....	12
Measure Summary SB5506 (2023 Session)	16
Agency Summary	
Agency Summary	17
2023-23 Legislatively Adopted Chart	18
Agency Summary Narrative	19
Summary of 2023-25 Budget (BDV104).....	29
Agencywide Program Units Summary (BPR010).....	37
Program Prioritization 2023-25.....	38
Reduction Options	39
Organizational Charts.....	41
Revenues	
Revenue Narrative	45
Detail of Other Fund Revenue (BPR012).....	46
Program Units	
Organizational Charts	49
Program Unit Narrative	51
Policy Option Packages	53
Essential and Policy Package Fiscal Impact Summary (BPR013)	59
Detail of Other Fund Revenue (BPR012).....	71
Special Reports	
Information Technology Project Prioritization Matrix in 2023-2025	75
Annual Performance Progress Report.....	76
Audit Response Report.....	86
Affirmative Action Report	87
ORBITS Budget Support Documents	89
PICS Reports	124

This page is intentionally left blank.

CERTIFICATION

I hereby certify that the accompanying summary and detailed statements are true and correct to the best of my knowledge and belief and that the accuracy of all numerical information has been verified.

Oregon Government Ethics Commission

3218 Pringle Rd SE, Ste 220, Salem, OR 97302

AGENCY NAME

AGENCY ADDRESS



Chairperson

SIGNATURE

TITLE

Notice: Requests of agencies headed by a board or commission must be approved by official action of those bodies and signed by the board or commission chairperson. The requests of other agencies must be approved and signed by the agency director or administrator.

___ Agency Request

__ Governor's Budget

✓ Legislatively Adopted

This page is intentionally left blank.

HB 5021 A BUDGET REPORT and MEASURE SUMMARY

Carrier: Sen. Campos

Joint Committee On Ways and Means

Action Date: 04/07/23

Action: Do pass the A-Eng bill.

Senate Vote

Yeas: 10 - Anderson, Campos, Dembrow, Findley, Frederick, Gelser Blouin, Girod, Knopp, Sollman, Steiner

Exc: 1 - Hansell

House Vote

Yeas: 11 - Breese-Iverson, Cate, Evans, Gomberg, Holvey, Lewis, McLain, Pham K, Sanchez, Smith G, Valderrama

Exc: 1 - Reschke

Prepared By: Michelle Lisper, Department of Administrative Services

Reviewed By: Doug Wilson, Legislative Fiscal Office

Oregon Government Ethics Commission

2023-25

Budget Summary*

	2021-23 Legislatively Approved Budget ⁽¹⁾	2023-25 Current Service Level	2023-25 Committee Recommendation	Committee Change from 2021-23 Leg. Approved	
				\$ Change	% Change
Other Funds Limited	\$ 3,312,835	\$ 3,441,776	\$ 3,926,618	\$ 613,783	18.5%
Total	\$ 3,312,835	\$ 3,441,776	\$ 3,926,618	\$ 613,783	18.5%

Position Summary

Authorized Positions	9	9	10	1
Full-time Equivalent (FTE) positions	9.00	9.00	9.88	0.88

⁽¹⁾ Includes adjustments through January 2023

* Excludes Capital Construction expenditures

Summary of Revenue Changes

Funding for the Oregon Government Ethics Commission (OGEC) comes from an assessment equally shared between state agencies/public universities, and local government jurisdictions. State agencies and public universities are assessed based upon their number of full-time equivalent positions. A portion of these assessment revenues originate as General Fund. Local entities are assessed based upon a formula connected to the Municipal Audit charge collected by the Secretary of State. Additionally, the Commission collects fines and forfeitures through the imposition of civil penalties. These revenues are transferred to the General Fund and are not used to support agency operations.

Summary of General Government Subcommittee Action

The mission of OGEC is to impartially administer and enforce Oregon’s government ethics laws. The Oregon Government Ethics law, Lobbying Regulation law, and the executive session provisions of Oregon Public Meetings law are within the regulatory jurisdiction of the OGEC. The commission and its staff educate public officials and lobbyists on government ethics, lobby regulation, and executive session provisions of public meeting laws through on-line and in-person training. Over 200,000 public officials and lobbyists are subject to the commission’s jurisdiction.

The subcommittee recommended a budget of \$3,926,618 Other Funds. The recommended budget is an 18.5 percent increase from the 2021-23 Legislatively Approved Budget and includes 10 positions (9.88 FTE). The subcommittee recommended the following packages:

- Package 101: EFS-CMS System updates. This package includes a one-time increase of \$259,740 Other Funds expenditure limitation for the upgrade of the current Electronic Filing System (EFS) and the current Case Management System (CMS) to benefit OGEC operations and all required filers. The EFS allows public officials to file Statements of Economic Interest online and lobbyists to register with the commission and file their quarterly expenditure reports. The CMS provides information on the complaint process for alleged ethics, lobbying or executive sessions violations and provides a centralized location for complaints related to documents. The primary focus of this upgrade is to establish a bridge between the two systems and to increase the functionality of each system. This package will result in a one-time increase in assessments paid by state agencies, public universities, and local jurisdictions.
- Package 102: Training & Development Specialist 2. This package increases the Other Funds expenditure limitation by \$225,102 and establishes a new permanent full-time Training and Development Specialist 2 position (0.88 FTE) to increase the Commission's capacity to provide trainings and advice to public officials, lobbyists, and the public. One driving factor is the transition to on-line training during the pandemic which increased participation. One result of this participation growth is the increased number of questions, advice requests and complaints. This position will assist in meeting this increasing demand in services, as well as developing additional training objectives and structures. Approval of this package will result in an ongoing increase in the assessment paid by state agencies, public universities and public local jurisdictions.

Summary of Performance Measure Action

See attached Legislatively Adopted 2023-25 Key Performance Measures form.

DETAIL OF JOINT COMMITTEE ON WAYS AND MEANS ACTION

Oregon Government Ethics Commission
Michelle Lisper--971-283-6360

DESCRIPTION	GENERAL FUND	LOTTERY FUNDS	OTHER FUNDS		FEDERAL FUNDS		TOTAL ALL FUNDS	POS	FTE
			LIMITED	NONLIMITED	LIMITED	NONLIMITED			
2021-23 Legislatively Approved Budget at Jan 2023 *	\$ -	\$ -	\$ 3,312,835	\$ -	\$ -	\$ -	\$ 3,312,835	9	9.00
2023-25 Current Service Level (CSL)*	\$ -	\$ -	\$ 3,441,776	\$ -	\$ -	\$ -	\$ 3,441,776	9	9.00
<u>SUBCOMMITTEE ADJUSTMENTS (from CSL)</u>									
SCR 199-010 - General Program									
Package 101: EFS-CMS System Updates									
Services and Supplies (professional Services)	\$ -	\$ -	\$ 259,740	\$ -	\$ -	\$ -	\$ 259,740		
Package 102: Training & development Specialist 2									
Personal Services	\$ -	\$ -	\$ 188,047	\$ -	\$ -	\$ -	\$ 188,047	1	0.88
Services and Supplies	\$ -	\$ -	\$ 37,055	\$ -	\$ -	\$ -	\$ 37,055		
TOTAL ADJUSTMENTS	\$ -	\$ -	\$ 484,842	\$ -	\$ -	\$ -	\$ 484,842	1	0.88
SUBCOMMITTEE RECOMMENDATION *	\$ -	\$ -	\$ 3,926,618	\$ -	\$ -	\$ -	\$ 3,926,618	10	9.88
% Change from 2021-23 Leg Approved Budget	0.0%	0.0%	18.5%	0.0%	0.0%	0.0%	18.5%	11.1%	9.8%
% Change from 2023-25 Current Service Level	0.0%	0.0%	14.1%	0.0%	0.0%	0.0%	14.1%	11.1%	9.8%

*Excludes Capital Construction Expenditures

Legislatively Approved 2023 - 2025 Key Performance Measures

Published: 4/5/2023 10:47:33 AM

Agency: Government Ethics Commission

Mission Statement:

The Oregon Government Ethics Commission will impartially and effectively administer and enforce Oregon's government ethics laws for the benefit of Oregon's citizens. The Commission will emphasize education in achieving its mission. The regulatory jurisdiction of the Oregon Government Ethics Commission covers provisions of ORS Chapter 244, Oregon Government Ethics law; ORS 171.725 to 171.785 and 171.992, Lobby Regulation law; and executive session provisions of Oregon Public Meetings law, ORS 192.660

Legislatively Approved KPMs	Metrics	Agency Request	Last Reported Result	Target 2024	Target 2025
1. Percentage of statutory time limit used for preliminary reviews, investigations, staff opinions and Commission advisory opinions.		Approved	79%	90%	90%
2. Quality of investigations completed through peer review.		Approved	4.87	5	5
3. Training Program's Effectiveness - Percentage of wrong answers by training participants on questions after training compared to the percentage of wrong answers prior to training.		Approved	70%	75%	75%
4. Minimize Case Disposition Costs - Percentage of contested cases settled before hearing.		Approved	100	100	100
5. Customer Service - Percentage of customers rating their satisfaction with agency's customer service as "good" or "excellent": overall, timeliness, accuracy, helpfulness, expertise, availability of information.	Overall	Approved	86	95	95
	Accuracy		88	90	90
	Timeliness		90	90	90
	Helpfulness		86	95	95
	Expertise		91	95	95
	Availability of Information		88	90	90
6. Governance Best Practices - Percent of total best practices met by the commission.		Approved	100	100	100

LFO Recommendation:

The Legislative Fiscal Office recommends approval of the proposed Key Performance Measures and targets.

SubCommittee Action:

Approved the LFO recommendation.

HB 2805 B BUDGET REPORT and MEASURE SUMMARY

Carrier: Sen. Campos

Joint Committee On Ways and Means

Action Date: 06/23/23

Action: Do pass with amendments to the A-Eng bill to resolve conflicts. (Printed B-Eng.)

Senate Vote

Yeas: 9 - Anderson, Campos, Dembrow, Findley, Frederick, Gelsner Blouin, Knopp, Sollman, Steiner

Nays: 1 - Girod

Exc: 1 - Hansell

House Vote

Yeas: 9 - Breese-Iverson, Evans, Gomberg, Holvey, Lewis, McLain, Pham K, Sanchez, Valderrama

Nays: 1 - Cate

Exc: 2 - Reschke, Smith G

Prepared By: Michelle Lisper, Department of Administrative Services

Reviewed By: Doug Wilson and Michael Graham, Legislative Fiscal Office

Oregon Government Ethics Commission

2023-25

Budget Summary

	2021-23 Legislatively Approved Budget ⁽¹⁾	2023-25 Current Service Level	2023-25 Committee Recommendation	Committee Change from 2021-23 Leg. Approved	
				\$ Change	% Change
Other Funds Limited	\$ -	\$ -	\$ 1,365,307	\$ 1,365,307	100.0%
Total	\$ -	\$ -	\$ 1,365,307	\$ 1,365,307	100.0%

Position Summary

Authorized Positions	0	0	5	5
Full-time Equivalent (FTE) positions	0.00	0.00	3.75	3.75

Summary of Revenue Changes

House Bill 2805 provides the Oregon Government Ethics Commission (OGEC) \$1,365,307 Other Funds expenditure limitation. OGEC receives revenue for its budget from an assessment charged to state agencies and local jurisdictions. The current assessment rates are not sufficient to cover the cost of this bill and will result in increased assessments to state agencies and local jurisdictions.

Summary of Transportation and Economic Development Subcommittee Action

House Bill 2805 makes changes to Oregon Public Meetings Law, by specifying that the use of serial written communication or the use of intermediaries to communicate may constitute a quorum of a governing body under certain circumstances. The bill clarifies public meetings law does not apply to communications among members of a governing body that are: 1) purely factual or educational and convey no deliberation or decision on matters that may come before the body; 2) not related to any matter that could be reasonably foreseen to come before the governing body for deliberation; or 3) non-substantive in nature.

House Bill 2805 directs OGEC to provide annual public meeting law trainings to members of public bodies and grants OGEC the authority to conduct investigations of complaints of violations of the public meetings law. The Subcommittee recommended increasing Other Funds expenditure limitation by \$1,365,307. The budget includes adding five permanent full-time positions (3.75 FTE), which includes \$775,643 Personal Services and \$589,664 Services and Supplies (\$400,000 of which will be used to accommodate office space and moving expenses attributed to the additional staff).

The recommended budget includes the following positions:

- One Administrative Specialist 2 position (0.75 FTE) to assist in processing the expected increase in complaints and public records requests;
- Two Compliance Specialists 2 positions (1.50 FTE) to investigate complaints and assist with advice and guidance; and
- Two Program Analyst 1 positions (1.50 FTE) to assist with increased volume of training and increase requests for advice and guidance.

DETAIL OF JOINT COMMITTEE ON WAYS AND MEANS ACTION

Oregon Government Ethics Commission
Michelle Lisper – 971-283-6360

DESCRIPTION	GENERAL FUND	LOTTERY FUNDS	OTHER FUNDS		FEDERAL FUNDS		TOTAL ALL FUNDS	POS	FTE
			LIMITED	NONLIMITED	LIMITED	NONLIMITED			
<u>SUBCOMMITTEE ADJUSTMENTS</u>									
SCR 19900-010 - General Program									
Personal Services	\$ -	\$ -	\$ 775,643	\$ -	\$ -	\$ -	\$ 775,643	5	3.75
Services and Supplies	\$ -	\$ -	\$ 589,664	\$ -	\$ -	\$ -	\$ 589,664		
TOTAL ADJUSTMENTS	\$ -	\$ -	\$ 1,365,307	\$ -	\$ -	\$ -	\$ 1,365,307	5	3.75
SUBCOMMITTEE RECOMMENDATION	\$ -	\$ -	\$ 1,365,307	\$ -	\$ -	\$ -	\$ 1,365,307	5	3.75

Senate Bill 5506

Oregon Government Ethics Commission Detail

General Fund	HB 5034 1(7)	-571,500
Corporate Division		
Other funds	HB 5034 2(6)	-93,199
Marijuana Program		
Other funds	HB 5034 2(8)	-12,696
Senior Property Tax Deferral Program		
Other funds	HB 5034 2(9)	-11,523
Employment Relations Board:		
Operating Expenses		
General Fund	Ch. 79 1	-47,287
Assessments of Agencies		
Other funds	Ch. 79 3	-31,546
Office of the Governor:		
Operating Expenses		
General Fund	HB 5022 1	+287,101
Other funds	HB 5022 4	-18,931
Regional Solutions		
Lottery funds	HB 5022 3	-30,723
Oregon Government Ethics Commission:		
Operating Expenses		
Other funds	Ch. 61 1	-34,122
State Library:		
Operating Expenses		
General Fund	SB 5518 1	-2,470
Operating Expenses - Assessments		
Other funds	SB 5518 3	-3,707

BUDGET NARRATIVE

Oregon Government Ethics Commission

Agency Summary

In 1974, more than 70 percent of the voters approved a statewide ballot measure to create the Oregon Government Ethics Commission (OGEC). The ballot measure also established a set of laws (Oregon Revised Statutes (ORS) Chapter 244) requiring financial disclosure by certain officials and creating a process to deal with conflicts of interest. The drafters of the original laws recognized that conflicts of interest are inevitable in any government that relies on citizen lawmakers.

OGEC issues advisory opinions and makes preliminary findings of violations of Oregon Government Ethics Law and the executive session provisions of Public Meetings Law (ORS 192.660). It also oversees the lobbying regulations of ORS 171.725-171.785. Staff members train public officials and lobbyists, provide written and oral advice to public officials, and investigate allegations of violations of the statutes within OGEC's jurisdiction.

OGEC has nine volunteer commissioners. Eight commissioners are appointed by the Governor upon recommendation by the Democratic and Republican leaders of the Oregon House and Senate. The Governor selects one commissioner directly. All commissioners must be confirmed by the Senate, and no more than three of the commissioners may be from the same political party. The law allows commissioners to serve two four-year terms.

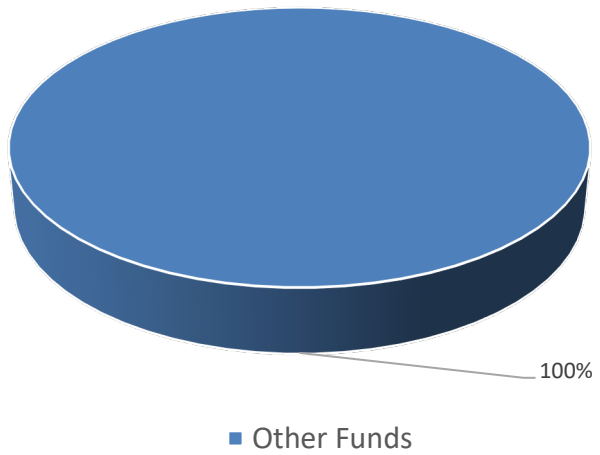
OGEC is administered by an Executive Director selected by the commissioners. OGEC also employs an Agency Programs Administrator (Operations & Policy Analyst 2), a Compliance & Education Coordinator (Compliance Specialist 3), two Investigators (Investigator 3 and Compliance Specialist 2), two Trainers (Program Analyst 1) and two Office Support staff (Administrative Assistant 2 and Office Specialist 2), all of whom are appointed by the Executive Director.

With the conclusion of the 2023 legislative session, OGEC added a Curriculum & Training Coordinator (Training & Development Specialist 2) as a part of the 2023 budget (Policy Option Package 102). House Bill 2805 passed and was signed into law, which changed OGEC's jurisdiction to include all of Oregon Public Meetings Law, ORS 192.610-192.690, and added additional staffing: one Administrative Specialist 2, two Investigators (Compliance Specialist 2), and two Trainers (Program Analyst 1). House Bill 2805 increased the revenue for OGEC an additional \$1,365,307. Additionally, House Bill 2038 was passed which made changes to the annual Statement of Economic Interest and increased the spending limitation for OGEC by \$157,000.

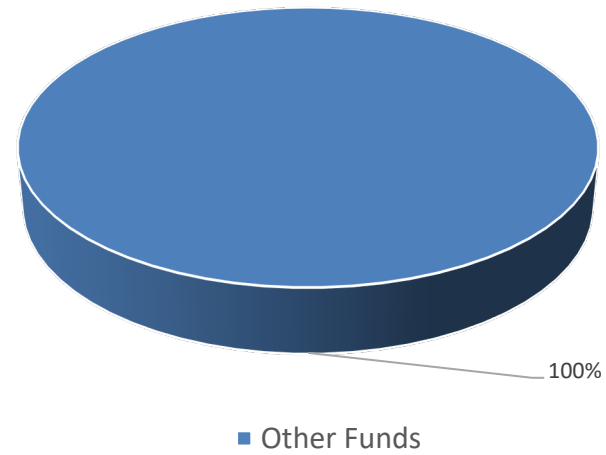
BUDGET NARRATIVE

Oregon Government Ethics Commission

2023-2023 Governor's Recommended Budget \$3,897,374



2023-2025 Legislatively Adopted Budget \$5,415,403



BUDGET NARRATIVE

Mission Statement and Statutory Authority

The mission of OGEC is to impartially and effectively administer and enforce Oregon's government ethics laws for the benefit of Oregon's citizens. OGEC emphasizes education in achieving its mission.

The regulatory jurisdiction of OGEC includes ORS Chapter 244, Oregon Government Ethics Law; ORS 171.725 to 171.785 and 171.992, Lobby Regulation Law; and ORS 192.610 to 192.690, Oregon Public Meetings Law. Additional information regarding the implementation of these statutes is contained in OGEC's administrative rules, located in Oregon Administrative Rules (OAR) Division 199. The passage of House Bill 2805 increased OGEC's jurisdiction to cover all of Oregon Public Meetings Law. Prior to the 2023 Legislative session, OGEC did not have jurisdiction of the entirety of Oregon Public Meetings Law, only the executive session provisions.

In addition to enforcing the statutes within its jurisdiction, OGEC focuses on education and training of governing bodies, public officials, lobbyists, and the public on Oregon Government Ethics Law, Lobby Law, and Public Meetings Law so that violations can be avoided.

COMMISSION PLANS

2017-2027 Ten-Year Plan

OGEC continues to implement the ten-year strategic plan adopted in 2017. The primary focus is on education and transparency, with enforcement as a secondary focus. This was a fundamental shift for OGEC that began around 2007, as previously OGEC'S primary role was enforcement.

OGEC worked with the 2007 Legislature to develop Senate Bill 10, which created an assessment-based funding source for OGEC'S biennial budget. The funding model assesses all state agencies based on FTE for 50% of OGEC's operating budget, with the remaining 50% assessed on local governments based on a percentage of their municipal audit fee. This assessment model was a collaborative effort among all local governments, with the concept of using the municipal audit fee coming directly from the cities, counties, and special districts. OGEC continues to monitor the usage of its services (state agencies versus local governments) to ensure an equitable division in its funding model. The Department of Administrative Services collects the assessments and transfers the funds to OGEC. COVID-19 presented a minor challenge with collection of the assessments, but OGEC initiated collection efforts to achieve 99% compliance for the 2021-23 biennium.

Since 2007, OGEC has focused on being proactive, directing its resources toward training public officials and lobbyists on the statutes within OGEC's jurisdiction rather than waiting until a violation is alleged. OGEC's two full-time trainers devote their time to training public officials, lobbyists and lobbyist clients, and providing written and oral advice to those who call or write to OGEC with questions about the application of the statutes within its jurisdiction. Policy Option Package (POP) #102, which proposes adding a Training & Development Specialist 2, addresses a need for additional support and staffing to expand the training program and adapt to the changing technologies and needs of those requesting training. This expansion is recommended by the Secretary of State's audit report (May 2021). Since many of the complaints OGEC receives are a result of public officials not knowing or understanding the restrictions set forth in the laws, the continued growth of OGEC's training program is crucial to help public officials, lobbyists and lobbyist clients avoid violations.

Over the next decade, OGEC anticipates growth in several areas. OGEC will continue to increase its outreach, expand the amount and variety of education and training it offers, and update the platforms and technology used for training. This includes further development of interactive web-based trainings and videos, particularly effective during COVID-19 restrictions. As in-person restrictions have been lifted, OGEC has once again begun offering in-person trainings but has added more interactive elements to ensure participation and retention. This growth of OGEC's training program is directly tied to the POP #102 to add a Training & Development Specialist 2.

Launched in December 2015, OGEC’s Electronic Filing System (EFS) provides an online reporting mechanism for public officials to file annual Statements of Economic Interest (SEI) and for lobbyists and lobbyist clients to file quarterly expenditure reports. EFS streamlines the process for public officials, lobbyists, and lobbyist clients to file their statutorily required reports, and it serves Oregonians by making the information from these reports free and immediately available. EFS has eliminated the need for postage and printing of the paper reports, which creates a financial saving for both OGEC and filers. Nationally recognized as Innovation of the Year (2016) for the State Scoop Awards, EFS has been quite successful and OGEC continues to receive praise from filers and the public on its ease of use. OGEC pays an annual subscription fee for EFS that is built into OGEC’s budget, with the option to expand its capabilities with additional projects and fees. One such expansion occurred when the Legislature passed House Bill 3377 (2019) which required lobbyists to take a two hour “Respectful Workplace” Training and to report completion of the training in EFS. OGEC was able to work with Tyler Technologies (NIC Oregon) to update the capabilities of EFS to include the additional reporting mechanism. Another EFS update was just completed. In 2022, the Legislature passed House Bill 4114, which added members of the boards of directors for common school districts or union high school districts to the list of public officials required to file SEIs. This inclusion of new SEI filers was recommended by the Secretary of State’s audit report. This EFS expansion was operational by January 2023.

During the 2015-17 biennium, OGEC was granted funds to develop and launch a Case Management System (CMS) to electronically track and publish the case dispositions for investigations and the advice developed by OGEC. Launched in 2017, CMS allows the public to easily submit complaints to OGEC. It then permits the public, government agencies, attorneys, and public officials to access online OGEC’s advice and information on completed cases, improving transparency and answering some of the more common inquiries that arise. CMS has also improved OGEC efficiency through streamlining of tasks related to preliminary reviews and investigations of complaints, and it helps to ensure that the advice OGEC issues remains consistent. CMS was recognized nationally as Innovation of the Year (2018) for the State Scoop Awards. OGEC pays a monthly subscription fee for access to CMS that is built into the budget, with the option to expand its capabilities with additional projects and fees.

As with any IT system, there is always room for improvement and enhancements. With input from EFS-CMS users, OGEC has proposed improvements to EFS-CMS, POP #101. These improvements will provide a bridge that seamlessly connects the two systems, as well as enhancements to improve the overall user experience, especially with front-facing users such as Statement of Economic Interest filers.

2023-2025 Two-Year Plan

1. Training and Enforcement:

OGEC’s mission is to educate and train public officials, lobbyists, and lobbyist clients on application of the laws within OGEC’s jurisdiction, and to enforce those laws when necessary. In terms of education and training, part of the two-year plan is to further develop OGEC’s training

program. This will include increased outreach and expansion of the number and variety of training courses as recommended by the Secretary of State's audit report. OGEC continues to invest in advanced training software, Articulate 360, that allows the creation of intricate trainings to be made available on YouTube and Workday Learning. It will also include improvements to the training platforms to increase accessibility in the training program, as such software enables OGEC's trainers to customize its training based on the needs of each organization. OGEC has a POP #102 to add a Training & Development Specialist 2 (TDS2). The TDS2 will support OGEC's Affirmative Action Plan and provide solutions to increase the accessibility of OGEC's training and support programs. The addition of this position will enhance OGEC's ability to develop and expand the reach of its training program.

In 2021, OGEC's Compliance and Education Coordinator updated its Administrative Rules (OAR Division 199). OGEC has implemented and adopted rules to bring clarity to the changes to ORS Chapter 244 and the provisions of executive session law. The new and updated rules provide comprehensive guidance in areas of law that frequently create questions for public officials. OGEC has implemented a schedule to regularly review and update its existing OARs and propose new OARs to reflect the changes in law and statute. OGEC also published revised versions of *A Guide for Public Officials* and *Guide to Lobbying in Oregon* in 2021. OGEC continues to adapt to the changing needs and is in the process of completing a plain language review and Spanish translation of *A Guide for Public Officials* to increase its accessibility.

As the State of Oregon focuses on transparency, OGEC is continually looking to increase transparency and accessibility. OGEC's CMS provides a platform for the public and public officials to access advisory opinions and informal staff advice, as well as case information. OGEC's EFS allows public officials to file Statements of Economic Interest through OGEC website. Lobbyists also register through the system, and lobbyists and lobbyist clients file quarterly expense reports online. All submissions are immediately available to the public free of charge. The result of these two electronic systems is that the work of OGEC is much more transparent and accessible.

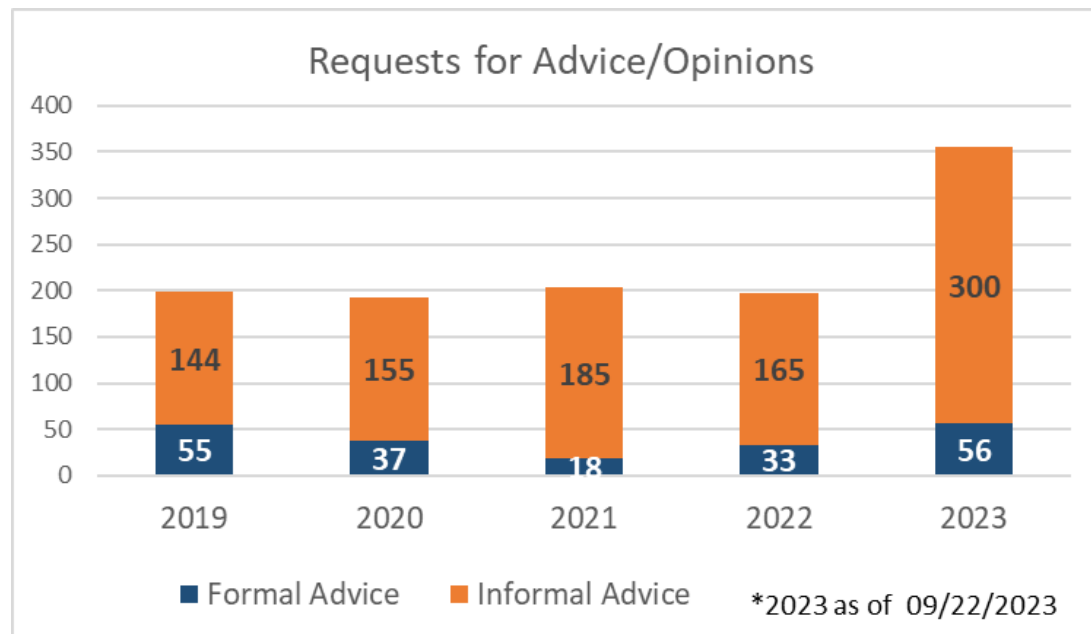
Enhancements to CMS and EFS, POP #101, will improve the user experience, for both front-facing users and OGEC staff. The updates include enhanced notices for filers, providing more detailed information, filing enhancements to make filing required reports easier, updates to public searches making it easier for public officials to search for advice and opinions, and updates for Jurisdictional Contacts who manage SEI filers, to make managing a jurisdiction easier. The enhancements to EFS have become essential with the recent addition of 197 school district boards being added to EFS as Statement of Economic Interest filers (2022 HB4114). Increasing the user friendliness and transparency of EFS is a key focus.

With planned improvements to EFS and CMS which will enhance the user experience and a renewed focus on updating and expanding the training program, OGEC is looking to strengthen its connection with its constituents and community. With an updated Affirmative Action Plan and a new focus on Diversity, Equity, and Inclusion, OGEC hopes to expand its outreach and educational offerings to everyone.

2. Environmental Factors

Statutory changes made in 2009 dramatically increased OGEC’s workload by permitting public officials and public bodies to request informal advice from OGEC and providing safe harbor protections for public officials who follow OGEC’s advice and opinions. Legislation in 2021 (SB61) extended the scope of OGEC’s advice authority, along with the safe harbor protections, to guidance on the application of the executive session provisions of Oregon Public Meetings law.

Staff advice, both formal and informal, is a major consumer of staff resources. The number of requests for formal advice or advisory opinions has decreased, with public officials choosing to request the quicker, informal staff advice. Formal advice is issued under the Executive Director’s signature or the Commission’s Chair’s signature. Informal staff advice is typically issued through email from OGEC staff. The chart below illustrates the growth in request for informal advice. As shown, the amount of informal advice has steadily grown.



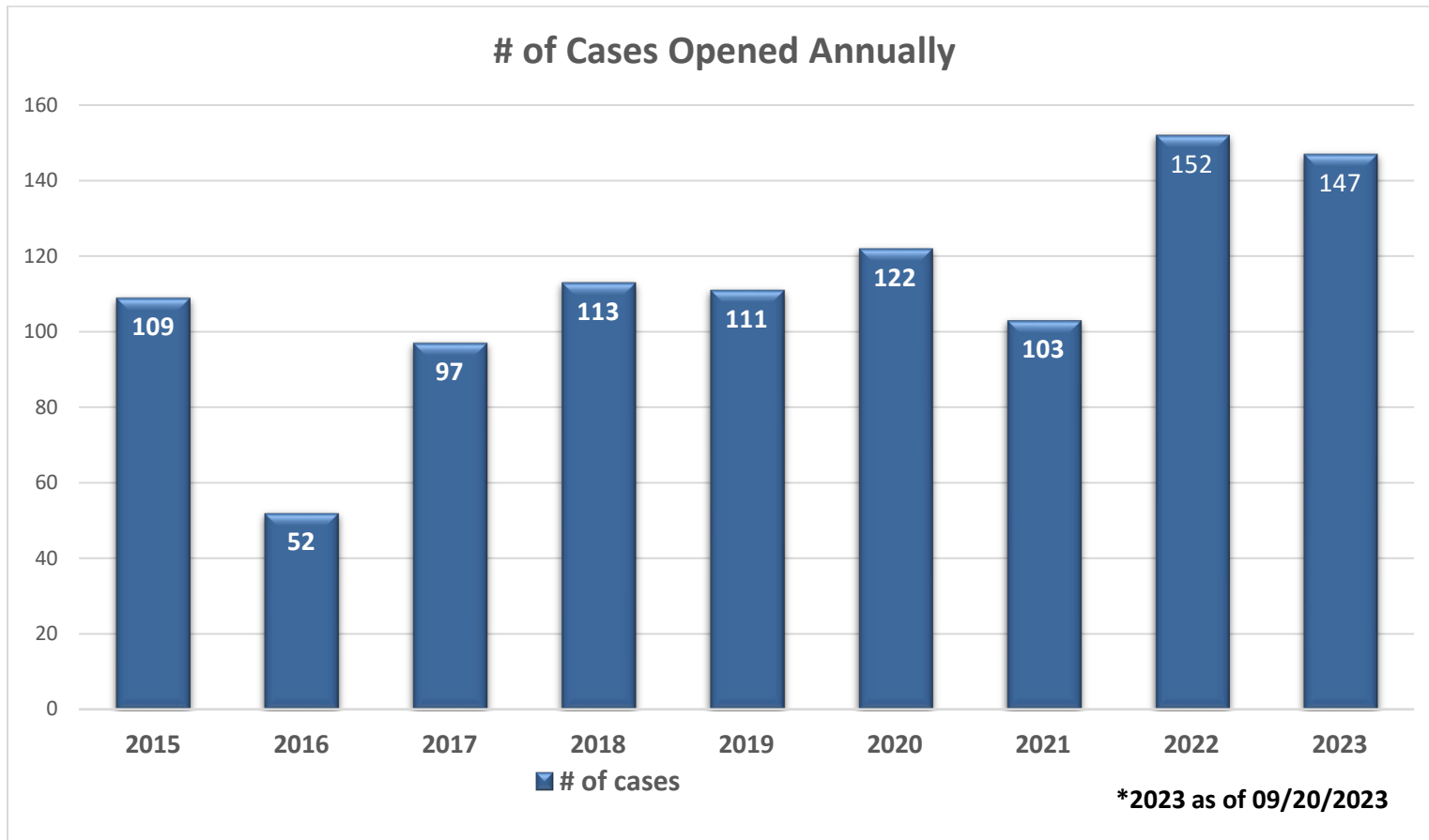
During the COVID-19 outbreak, Commission meetings were held on a virtual platform, permitting public officials and their attorneys, as well as the public, to attend via Microsoft Teams or by telephone. The virtual platform increased the accessibility for members of the public who were previously unable to participate due to financial or geographical restrictions. State offices are now open to the public after the COVID-19 closures. OGEC is offering a hybrid format for meetings going forward, meaning that public officials, media, and interested members of the public, along with the Commissioners themselves, may attend in person, by Microsoft Teams or telephone. OGEC will continue to update its website to ensure that Commission meeting recordings, minutes, and meeting materials are available on its website within a few days after each meeting for those that are unable to attend.

The COVID-19 outbreak brought forth a renewed focus on accessibility. OGEC's mission is to ensure all education resources are available and readily accessible. The roster of public officials in Oregon is continuously in flux, which requires OGEC to engage in outreach to ensure that public officials are made aware of OGEC's trainings and resources. Prior to the COVID-19 outbreak, OGEC trainers focused on in-person training sessions. The COVID-19 outbreak inspired OGEC to adapt its training presentations to a virtual platform, utilizing software such as Zoom, Turning Point, Adobe Connect, and Microsoft Teams. OGEC has incorporated virtual polling and quizzes that allow for a more engaging and interactive experience and provides important feedback to OGEC. OGEC will continue to build upon the progress made during the COVID-19 pandemic by increasing its training options and resources during the upcoming biennium. The addition of a TDS2, POP#102, provides the necessary support needed to fulfill these goals.

In the next two years, OGEC will continue its outreach efforts to ensure public officials are informed and educated in order to prevent unintended violations of the government ethics law, lobby regulations, and executive session provisions of public meetings law. OGEC has increased and continues to increase its virtual presence with the creation of LinkedIn and Twitter accounts and a larger offering of online webinars. OGEC continues to utilize its website, by creating an online calendar that reflects the available webinars, filing due dates, and Commission meetings. The website and social media accounts are continually being updated by staff to ensure the most up-to-date information and increase awareness of OGEC resources. As recommended by the 2020 Secretary of State Audit, OGEC produced and will continue to publish the quarterly newsletter *Ethics Matters* that highlights resources, links to recent written advice, reminders of filing requirements and deadlines, and topics relevant for OGEC's constituents.

OGEC receives a wide variety of complaints via CMS. The chart below indicates the number of cases opened by OGEC each year. In 2021, for example, OGEC received 250 complaints. Of these complaints, OGEC opened 103 cases, and the remaining 147 complaints were not within OGEC's jurisdiction. A significant portion of the non-jurisdictional complaints related to Oregon Public Meetings Law. For 2022, the number of cases and complaints appears to be indicative of an upward trend. In 2022, OGEC opened 152 cases and received an additional 120+ non-jurisdictional complaints. In 2023, there was a surge in a complaints and cases opened. As of September 20, 2023, OGEC has opened 147 cases

and received 147 non-jurisdictional complaints. In handling these complaints, OGEc investigators continue to meet the statutory timelines in the investigatory process, including those for completion of preliminary reviews. Fulfilling one of the recommendations in the Secretary of State’s audit report, SB60 (2021) extended the preliminary review timeline 60 days.



3. Criteria for 2023-2025 Budget Development

During the 2023-25 biennium, OGEC will continue to focus its efforts on outreach to and education and training of public officials, lobbyists, and lobbyist clients. OGEC will continue to improve EFS and CMS and provide training and assistance on these systems and the filing requirements. OGEC POPs #101 & #102 support OGEC's effort to provide superior customer service to Oregon public officials and public agencies with funding going directly into system improvements and additional training staff.

Education and training focuses on the proactive sharing of information and advice and through enforcement actions. The desired intermediate outcome is an increase in requests for advice and a decrease in the number of violations of state law committed by public officials, lobbyists, and lobbyist clients. The desired high-level outcome is improving the quality of government and public management in Oregon.

Since the implementation of EFS, OGEC has become more transparent, sustainable, and fiscally responsible. All filings, such as SEIs and quarterly expenditure reports, are immediately available to the public for free. The implementation of CMS continues to support the government's need for transparency and sustainability as OGEC's issued advice and case dispositions are also available to the public online.

The criteria for development of the 2023-25 budget are as follows:

1. Meet training needs of public bodies, public officials statewide, lobbyists, lobbyist clients, and the public through the increased use of online trainings. This includes EFS and SEI training and support for all school board members (new SEI filers) and the jurisdictional contacts for each school board. POP #102 will help OGEC meet these needs by creating a TDS2 position to provide the additional staffing and guidance of a training specialist.
2. Continue to expand OGEC operations in a hybrid format. This includes delivery of training, advice, Commission meetings, and investigations in a format that supports both in-person and virtual interactions. This hybrid format has made OGEC increasingly more accessible, especially for constituents in rural or frontier locations. The agency will continue use its website and social media to assist in the delivery of its products. OGEC will continue to look for ways to be more accessible to the public.
3. Increase customer service to public bodies and public officials statewide, including providing timely response to requests for advice and increasing outreach and accessibility of training options. Both POP #101 and #102 support an increase in customer service levels.
4. Performance Measurement Criteria

- Relationship to Commission goals and high-level outcomes
- Within OGEC control
- Availability and reliability of measurement data
- Realistic and identifiable targets
- Legislative mandates

5. Other Considerations

- Inmate work opportunities – OGEC has not had, nor do we anticipate, any inmate work opportunities due to the specialized nature of Commission responsibilities. OGEC has utilized Oregon Corrections Enterprises for furniture purchases.
- Alternative Dispute Resolution (ADR) – OGEC has used ADR (negotiated settlement) in the disposition of cases for over a decade with a high degree of success. OGEC continues to attempt to resolve all contested cases through a negotiated settlement agreement. In the past three years, nearly 100% of the contested cases have been completed through a negotiated settlement.

6. Policy Options Packages

- 101: EFS-CMS System Enhancements. This POP will improve functionality of EFS and CMS, for users and OGEC staff.
- 102: Training & Development Specialist 2. This POP will add a full-time training position.

7. Major Information Technology Projects

- None

8. Sustainability

- Not applicable to OGEC

9. Regulatory Streamlining

- Not applicable to OGEC

This page is intentionally left blank.

Summary of 2023-25 Biennium Budget

**Oregon Government Ethics Commission
Oregon Government Ethics Commission
2023-25 Biennium**

**Leg. Adopted Budget
Cross Reference Number: 19900-000-00-00-00000**

<i>Description</i>	<i>Positions</i>	<i>Full-Time Equivalent (FTE)</i>	<i>ALL FUNDS</i>	<i>General Fund</i>	<i>Lottery Funds</i>	<i>Other Funds</i>	<i>Federal Funds</i>	<i>Nonlimited Other Funds</i>	<i>Nonlimited Federal Funds</i>
2021-23 Leg Adopted Budget	9	9.00	3,231,509	-	-	3,231,509	-	-	-
2021-23 Emergency Boards	-	-	81,326	-	-	81,326	-	-	-
2021-23 Leg Approved Budget	9	9.00	3,312,835	-	-	3,312,835	-	-	-
2023-25 Base Budget Adjustments									
Net Cost of Position Actions									
Administrative Biennialized E-Board, Phase-Out	-	-	(18,955)	-	-	(18,955)	-	-	-
Estimated Cost of Merit Increase			-	-	-	-	-	-	-
Base Debt Service Adjustment			-	-	-	-	-	-	-
Base Nonlimited Adjustment			-	-	-	-	-	-	-
Capital Construction			-	-	-	-	-	-	-
Subtotal 2023-25 Base Budget	9	9.00	3,293,880	-	-	3,293,880	-	-	-
Essential Packages									
010 - Non-PICS Pers Svc/Vacancy Factor									
Vacancy Factor (Increase)/Decrease	-	-	9,997	-	-	9,997	-	-	-
Non-PICS Personal Service Increase/(Decrease)	-	-	27,736	-	-	27,736	-	-	-
Subtotal	-	-	37,733	-	-	37,733	-	-	-
020 - Phase In / Out Pgm & One-time Cost									
021 - Phase-in	-	-	-	-	-	-	-	-	-
022 - Phase-out Pgm & One-time Costs	-	-	-	-	-	-	-	-	-
Subtotal	-	-	-	-	-	-	-	-	-
030 - Inflation & Price List Adjustments									
Cost of Goods & Services Increase/(Decrease)	-	-	90,787	-	-	90,787	-	-	-
State Gov't & Services Charges Increase/(Decrease)			19,376	-	-	19,376	-	-	-

Summary of 2023-25 Biennium Budget

Oregon Government Ethics Commission
 Oregon Government Ethics Commission
 2023-25 Biennium

Leg. Adopted Budget
 Cross Reference Number: 19900-000-00-00-00000

<i>Description</i>	<i>Positions</i>	<i>Full-Time Equivalent (FTE)</i>	<i>ALL FUNDS</i>	<i>General Fund</i>	<i>Lottery Funds</i>	<i>Other Funds</i>	<i>Federal Funds</i>	<i>Nonlimited Other Funds</i>	<i>Nonlimited Federal Funds</i>
Subtotal	-	-	110,163	-	-	110,163	-	-	-
040 - Mandated Caseload									
040 - Mandated Caseload	-	-	-	-	-	-	-	-	-
050 - Fundshifts and Revenue Reductions									
050 - Fundshifts	-	-	-	-	-	-	-	-	-
060 - Technical Adjustments									
060 - Technical Adjustments	-	-	-	-	-	-	-	-	-
Subtotal: 2023-25 Current Service Level	9	9.00	3,441,776	-	-	3,441,776	-	-	-

Summary of 2023-25 Biennium Budget

**Oregon Government Ethics Commission
Oregon Government Ethics Commission
2023-25 Biennium**

**Leg. Adopted Budget
Cross Reference Number: 19900-000-00-00-00000**

<i>Description</i>	<i>Positions</i>	<i>Full-Time Equivalent (FTE)</i>	<i>ALL FUNDS</i>	<i>General Fund</i>	<i>Lottery Funds</i>	<i>Other Funds</i>	<i>Federal Funds</i>	<i>Nonlimited Other Funds</i>	<i>Nonlimited Federal Funds</i>
Subtotal: 2023-25 Current Service Level	9	9.00	3,441,776	-	-	3,441,776	-	-	-
070 - Revenue Reductions/Shortfall									
070 - Revenue Shortfalls	-	-	-	-	-	-	-	-	-
Modified 2023-25 Current Service Level	9	9.00	3,441,776	-	-	3,441,776	-	-	-
080 - E-Boards									
081 - June 2022 Emergency Board	-	-	-	-	-	-	-	-	-
Subtotal Emergency Board Packages	-	-	-	-	-	-	-	-	-
Policy Packages									
090 - Analyst Adjustments	-	-	-	-	-	-	-	-	-
091 - Additional Analyst Adjustments	-	-	-	-	-	-	-	-	-
092 - Statewide AG Adjustment	-	-	-	-	-	-	-	-	-
093 - Statewide Adjustment DAS Chgs	-	-	-	-	-	-	-	-	-
801 - LFO Analyst Adjustments	-	-	-	-	-	-	-	-	-
802 - Vacant Position Reductions	-	-	-	-	-	-	-	-	-
810 - Statewide Adjustments	-	-	(34,122)	-	-	(34,122)	-	-	-
811 - Budget Reconciliation	-	-	-	-	-	-	-	-	-
813 - Policy Bills	5	3.75	1,522,907	-	-	1,522,907	-	-	-
816 - Capital Construction	-	-	-	-	-	-	-	-	-
101 - EFS-CMS System Updates	-	-	259,740	-	-	259,740	-	-	-
102 - Training & Development Specialist 2	1	0.88	225,102	-	-	225,102	-	-	-
103 - Increased Telecommunication Costs	-	-	-	-	-	-	-	-	-
Subtotal Policy Packages	6	4.63	1,973,627	-	-	1,973,627	-	-	-

Summary of 2023-25 Biennium Budget

Oregon Government Ethics Commission
 Oregon Government Ethics Commission
 2023-25 Biennium

Leg. Adopted Budget
 Cross Reference Number: 19900-000-00-00-00000

<i>Description</i>	<i>Positions</i>	<i>Full-Time Equivalent (FTE)</i>	<i>ALL FUNDS</i>	<i>General Fund</i>	<i>Lottery Funds</i>	<i>Other Funds</i>	<i>Federal Funds</i>	<i>Nonlimited Other Funds</i>	<i>Nonlimited Federal Funds</i>
Total 2023-25 Leg. Adopted Budget	15	13.63	5,415,403	-	-	5,415,403	-	-	-

Percentage Change From 2021-23 Leg Approved Budget	66.67%	51.44%	63.47%	-	-	63.47%	-	-	-
Percentage Change From 2023-25 Current Service Level	66.67%	51.44%	57.34%	-	-	57.34%	-	-	-

Summary of 2023-25 Biennium Budget

**Oregon Government Ethics Commission
General Program
2023-25 Biennium**

**Leg. Adopted Budget
Cross Reference Number: 19900-010-00-00-00000**

<i>Description</i>	<i>Positions</i>	<i>Full-Time Equivalent (FTE)</i>	<i>ALL FUNDS</i>	<i>General Fund</i>	<i>Lottery Funds</i>	<i>Other Funds</i>	<i>Federal Funds</i>	<i>Nonlimited Other Funds</i>	<i>Nonlimited Federal Funds</i>
2021-23 Leg Adopted Budget	9	9.00	3,231,509	-	-	3,231,509	-	-	-
2021-23 Emergency Boards	-	-	81,326	-	-	81,326	-	-	-
2021-23 Leg Approved Budget	9	9.00	3,312,835	-	-	3,312,835	-	-	-
2023-25 Base Budget Adjustments									
Net Cost of Position Actions									
Administrative Biennialized E-Board, Phase-Out	-	-	(18,955)	-	-	(18,955)	-	-	-
Estimated Cost of Merit Increase			-	-	-	-	-	-	-
Base Debt Service Adjustment			-	-	-	-	-	-	-
Base Nonlimited Adjustment			-	-	-	-	-	-	-
Capital Construction			-	-	-	-	-	-	-
Subtotal 2023-25 Base Budget	9	9.00	3,293,880	-	-	3,293,880	-	-	-
Essential Packages									
010 - Non-PICS Pers Svc/Vacancy Factor									
Vacancy Factor (Increase)/Decrease	-	-	9,997	-	-	9,997	-	-	-
Non-PICS Personal Service Increase/(Decrease)	-	-	27,736	-	-	27,736	-	-	-
Subtotal	-	-	37,733	-	-	37,733	-	-	-
020 - Phase In / Out Pgm & One-time Cost									
021 - Phase-in	-	-	-	-	-	-	-	-	-
022 - Phase-out Pgm & One-time Costs	-	-	-	-	-	-	-	-	-
Subtotal	-	-	-	-	-	-	-	-	-
030 - Inflation & Price List Adjustments									
Cost of Goods & Services Increase/(Decrease)	-	-	90,787	-	-	90,787	-	-	-
State Gov't & Services Charges Increase/(Decrease)			19,376	-	-	19,376	-	-	-

Summary of 2023-25 Biennium Budget

**Oregon Government Ethics Commission
General Program
2023-25 Biennium**

**Leg. Adopted Budget
Cross Reference Number: 19900-010-00-00-00000**

<i>Description</i>	<i>Positions</i>	<i>Full-Time Equivalent (FTE)</i>	<i>ALL FUNDS</i>	<i>General Fund</i>	<i>Lottery Funds</i>	<i>Other Funds</i>	<i>Federal Funds</i>	<i>Nonlimited Other Funds</i>	<i>Nonlimited Federal Funds</i>
Subtotal	-	-	110,163	-	-	110,163	-	-	-
040 - Mandated Caseload									
040 - Mandated Caseload	-	-	-	-	-	-	-	-	-
050 - Fundshifts and Revenue Reductions									
050 - Fundshifts	-	-	-	-	-	-	-	-	-
060 - Technical Adjustments									
060 - Technical Adjustments	-	-	-	-	-	-	-	-	-
Subtotal: 2023-25 Current Service Level	9	9.00	3,441,776	-	-	3,441,776	-	-	-

Summary of 2023-25 Biennium Budget

**Oregon Government Ethics Commission
General Program
2023-25 Biennium**

**Leg. Adopted Budget
Cross Reference Number: 19900-010-00-00-00000**

<i>Description</i>	<i>Positions</i>	<i>Full-Time Equivalent (FTE)</i>	<i>ALL FUNDS</i>	<i>General Fund</i>	<i>Lottery Funds</i>	<i>Other Funds</i>	<i>Federal Funds</i>	<i>Nonlimited Other Funds</i>	<i>Nonlimited Federal Funds</i>
Subtotal: 2023-25 Current Service Level	9	9.00	3,441,776	-	-	3,441,776	-	-	-
070 - Revenue Reductions/Shortfall									
070 - Revenue Shortfalls	-	-	-	-	-	-	-	-	-
Modified 2023-25 Current Service Level	9	9.00	3,441,776	-	-	3,441,776	-	-	-
080 - E-Boards									
081 - June 2022 Emergency Board	-	-	-	-	-	-	-	-	-
Subtotal Emergency Board Packages	-	-	-	-	-	-	-	-	-
Policy Packages									
090 - Analyst Adjustments	-	-	-	-	-	-	-	-	-
091 - Additional Analyst Adjustments	-	-	-	-	-	-	-	-	-
092 - Statewide AG Adjustment	-	-	-	-	-	-	-	-	-
093 - Statewide Adjustment DAS Chgs	-	-	-	-	-	-	-	-	-
801 - LFO Analyst Adjustments	-	-	-	-	-	-	-	-	-
802 - Vacant Position Reductions	-	-	-	-	-	-	-	-	-
810 - Statewide Adjustments	-	-	(34,122)	-	-	(34,122)	-	-	-
811 - Budget Reconciliation	-	-	-	-	-	-	-	-	-
813 - Policy Bills	5	3.75	1,522,907	-	-	1,522,907	-	-	-
816 - Capital Construction	-	-	-	-	-	-	-	-	-
101 - EFS-CMS System Updates	-	-	259,740	-	-	259,740	-	-	-
102 - Training & Development Specialist 2	1	0.88	225,102	-	-	225,102	-	-	-
103 - Increased Telecommunication Costs	-	-	-	-	-	-	-	-	-
Subtotal Policy Packages	6	4.63	1,973,627	-	-	1,973,627	-	-	-

Summary of 2023-25 Biennium Budget

Oregon Government Ethics Commission
 General Program
 2023-25 Biennium

Leg. Adopted Budget
 Cross Reference Number: 19900-010-00-00-00000

<i>Description</i>	<i>Positions</i>	<i>Full-Time Equivalent (FTE)</i>	<i>ALL FUNDS</i>	<i>General Fund</i>	<i>Lottery Funds</i>	<i>Other Funds</i>	<i>Federal Funds</i>	<i>Nonlimited Other Funds</i>	<i>Nonlimited Federal Funds</i>
Total 2023-25 Leg. Adopted Budget	15	13.63	5,415,403	-	-	5,415,403	-	-	-

Percentage Change From 2021-23 Leg Approved Budget	66.67%	51.44%	63.47%	-	-	63.47%	-	-	-
Percentage Change From 2023-25 Current Service Level	66.67%	51.44%	57.34%	-	-	57.34%	-	-	-

<i>Summary Cross Reference Number</i>	<i>Cross Reference Description</i>	<i>2019-21 Actuals</i>	<i>2021-23 Leg Adopted Budget</i>	<i>2021-23 Leg Approved Budget</i>	<i>2023-25 Agency Request Budget</i>	<i>2023-25 Governor's Budget</i>	<i>2023-25 Leg. Adopted Budget</i>
010-00-00-00000	General Program						
	Other Funds	2,824,506	3,231,509	3,312,835	3,939,327	3,897,374	5,415,403
TOTAL AGENCY							
	Other Funds	2,824,506	3,231,509	3,312,835	3,939,327	3,897,374	5,415,403

Program Prioritization for 2023-25

Agency Name: Oregon Government Ethics Commission		Agency Number: 19900																				
2023-25 Biennium																						
Program 1		Program/Division Priorities for 2023-25 Biennium																				
1	2	3	4	5	6	7	8	9	10	11	12	13	14	15	16	17	18	19	20	21	22	
Priority (ranked with highest priority first)	Agency Initials	Program or Activity Initials	Program Unit/Activity Description	Identify Key Performance Measure(s)	Primary Purpose Program-Activity Code	GF	LF	OF	NL-OF	FF	NL-FF	TOTAL FUNDS	Pos.	FTE	New or Enhanced Program (Y/N)	Included as Reduction Option (Y/N)	Legal Req. Code (C, D, FM, FO, S)	Legal Citation	Explain What is Mandatory (for C, FM, and FO Only)	Comments on Proposed Changes to CSL included in Agency Request		
Agcy	Prgm/ Div																					
1	1	OGEC	CMS/EFS	Case Management System/Electronic Filing System	5	3						535,240							ORS 244.290		OGEC is required to have a functional Case Management System and Electronic Filing System for Statement of Economic Interest and Quarterly Expenditure Reports. Funds pay the vendor subscription fees for hosting data and system maintenance.	
2	2	OGEC	TRN	Training	2, 5	3						984,627	5	5.40	N		Y	S	ORS 244.290		Includes 0.4 CS\$ position for training	
3	3	OGEC	INV	Investigations	1,3 & 5	3						939,044	5	4.60	N		Y	S	ORS Chap 244		Includes 0.6 CS\$ position for investigations	
4	4	OGEC	ADMIN	Administration	4, 5 & 6	3						2,893,485	5	5.00	N		Y	S	ORS Chap 244 ORS Chap 171			
												\$ -										
												\$ -										
												\$ -										
												\$ -										
												\$ -										
												\$ 5,352,395										
												\$ 5,352,395	15	15.00								

7. Primary Purpose Program/Activity Exists

- 1 Civil Justice
- 2 Community Development
- 3 Consumer Protection
- 4 Administrative Function
- 5 Criminal Justice
- 6 Economic Development
- 7 Education & Skill Development
- 8 Emergency Services
- 9 Environmental Protection
- 10 Public Health
- 11 Recreation, Heritage, or Cultural
- 12 Social Support

19. Legal Requirement Code

- C Constitutional
- D Debt Service
- FM Federal - Mandatory
- FO Federal - Optional (once you choose to participate, certain requirements exist)
- S Statutory

Within each Program/Division area, prioritize each Budget Program Unit (Activities) by detail budget level in ORBITS

Document criteria used to prioritize activities:

OGEC is a small agency that depends on all programs to function properly to complete its mission. The agency has been focusing its efforts on training. Legislative changes to Oregon Ethics Law, Public Meetings Law, and Lobbyist Law requires OGEC to train public officials, governing bodies, lobbyists and lobbyist clients. The prioritization is designed to reflect OGEC's focus; however, the agency is statutorily required to perform all functions. With only fifteen employees, it is difficult to reduce its functions. CMS/EFS funding is prioritized first as the agency is required by contract to pay the subscription fees for its Case Management System and Electronic Filing System to Tyler Technologies (formerly NIC USA). These systems increase transparency and accessibility for the public. Through these systems, the public can view Statements of Economic Interesting filings, lobbyist expenditure reports, case dispositions, and advice issued by OGEC. The public can report violations online as well.

BUDGET NARRATIVE

Reduction Options

OGEC's responsibilities are defined in statute and include required program activities such as providing a reporting mechanism for annual Statements of Economic Interest for public officials, and quarterly expenditure reports for lobbyists and their clients. OGEC's Electronic Filing System (EFS) and Case Management System (CMS) provide the public with free access to these filed reports, along with advice issued by OGEC and case dispositions. For OGEC to continue the administration of these programs and provide the services required for compliance with the various filing requirements, certain costs for overhead cannot be reduced. In pertinent part, the IT Professional Services costs cannot be reduced without significantly interfering in the functionality of OGEC's EFS and CMS. A reduction could be made in personal services; however, to continue operations without reducing staff would require a revision of statute to remove or amend currently mandated functions.

Any reduction in FTE would have a direct impact on the ability of OGEC to meet its performance measures in most areas, including training, investigations, compliance review, and records maintenance. It would seriously degrade the timeliness and quality of services offered to stakeholders and the public. This would have a direct impact on meeting Oregon Benchmark No. 35, Public Management Quality.

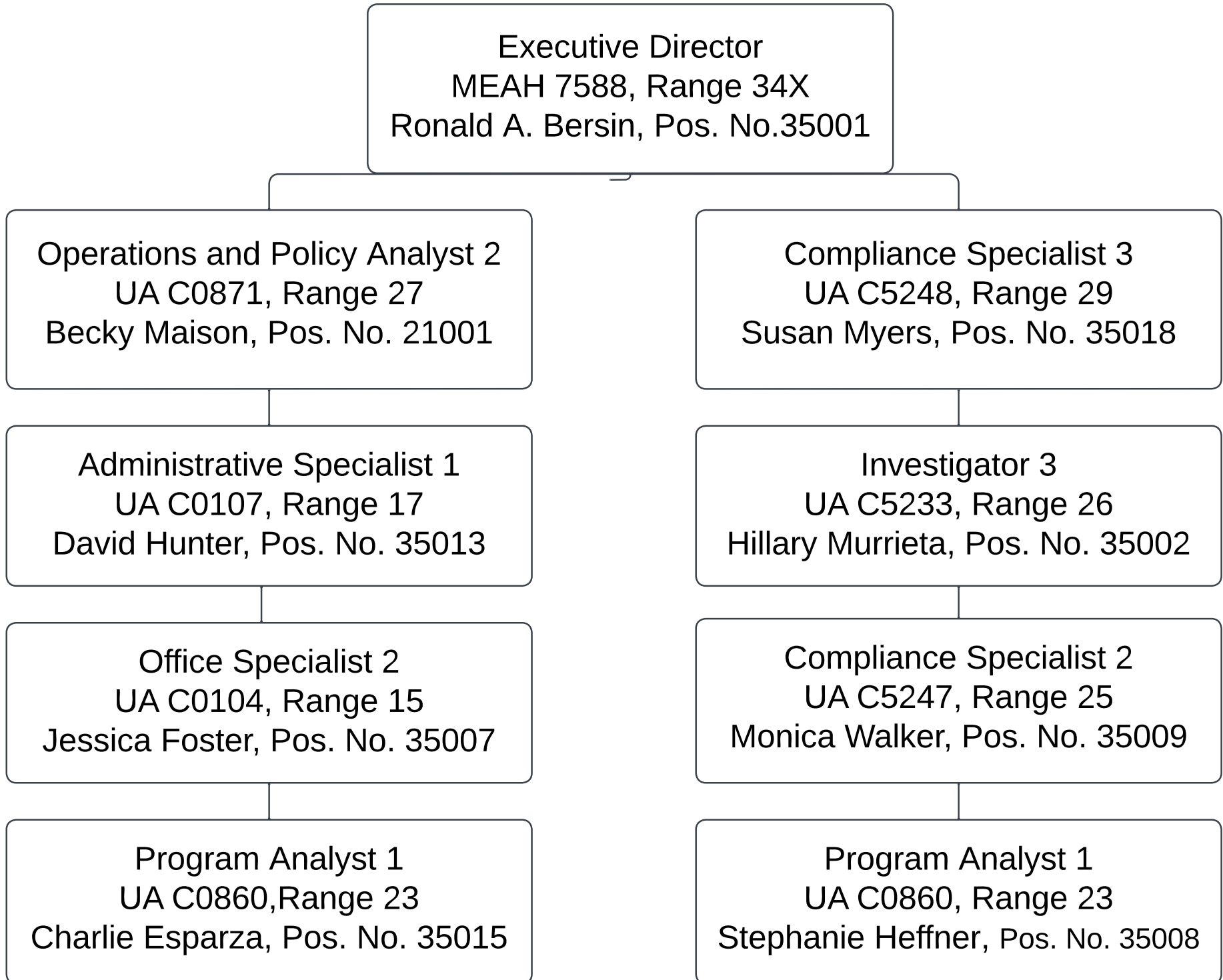
A 10% budget reduction would be roughly \$535,000. A budget reduction of such magnitude would likely render the agency unable to effectively perform its duties. IT Professional Services for OGEC's EFS and CMS are approximately 10% of the agency's operating budget. Because those services cannot be reduced without negatively impacting functionality, a 10% budget reduction would need to come from personnel services. OGEC has nine employees. A 10% reduction would mean eliminating two positions or converting multiple positions from full-time to part-time.

A budget reduction of 15%, roughly \$803,000, would require a reduction of four out of the fifteen OGEC staff, including two of the four trainers, one of the three investigators, and one of the administrative support staff. This reduction in staff would make it impossible for OGEC to meet its statutory deadlines, KPMs, and training requirements.

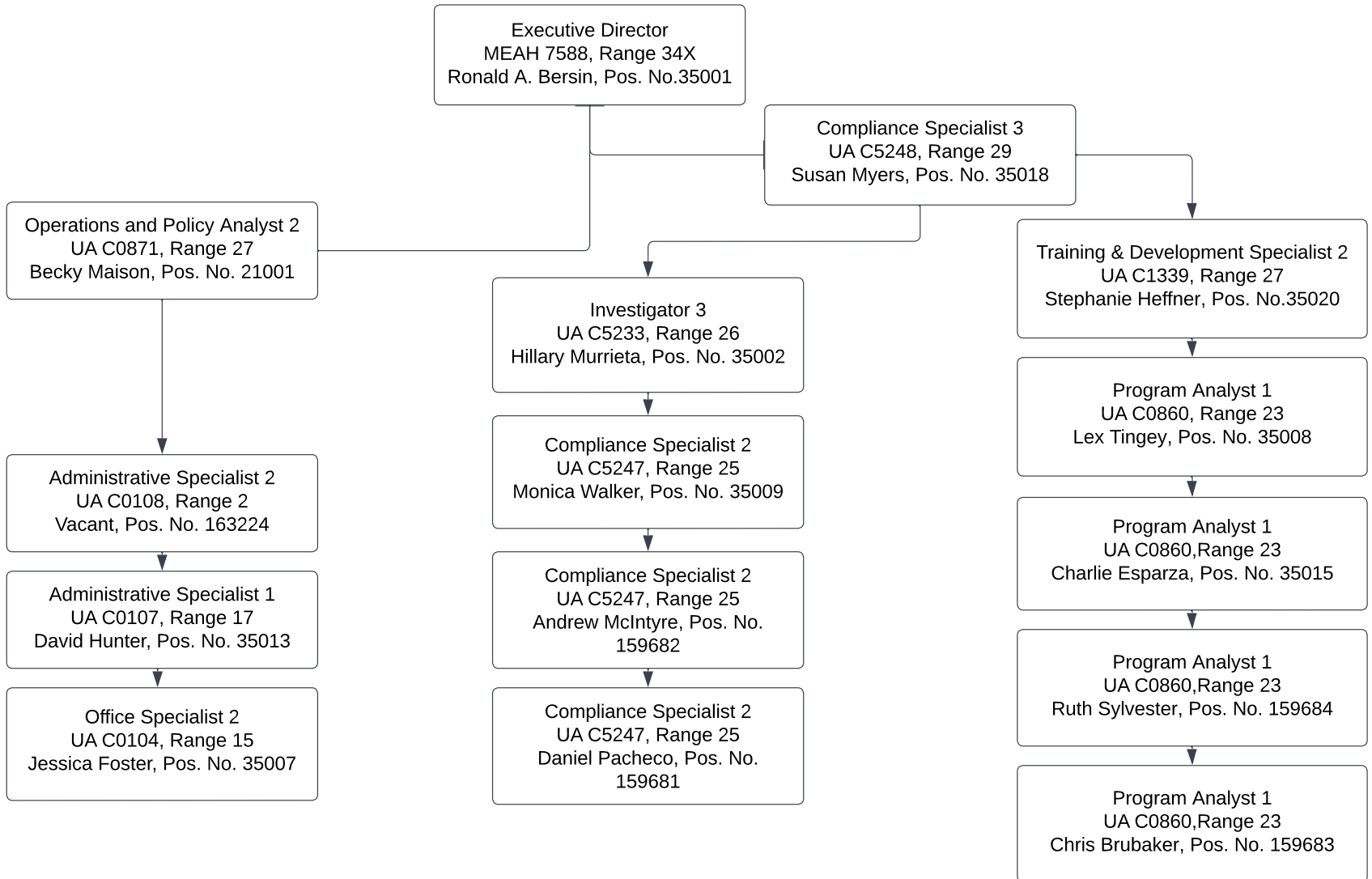
15% Reduction Options (ORS 291.216)

Activity or Program (WHICH PROGRAM OR ACTIVITY WILL NOT BE UNDERTAKEN)	Describe Reduction (DESCRIBE THE EFFECTS OF THIS REDUCTION. IDENTIFY REVENUE SOURCE FOR OF, FF. INCLUDE POSITIONS AND FTE FOR 2023-25 AND 2025-27)	Amount and Fund Type									Rank and Justification (RANK THE ACTIVITIES OR PROGRAMS NOT UNDERTAKEN IN ORDER OF LOWEST COST FOR BENEFIT OBTAINED)
		GF	LF	OF	NL-OF	FF	NL-FF	Total Funds	Pos.	FTE	
1. Eliminate OS2/Receptionist Position	Elimination of position would prevent OGEC from providing a high level of customer service as telephones would go unanswered, mail unopened, and reports not processed in a timely manner. OGEC would find it difficult to process public records requests.	\$ -	\$ -	\$ 170,000	\$ -	\$ -	\$ -	\$ 170,000	1	1.00	1
2. Eliminate 1 PA1/Trainer Position	Eliminate position from 4 FTE to 3 FTE would make it more difficult to respond to training requests, respond to advice requests, and provide trainings in a timely manner.	\$ -	\$ -	\$ 200,000	\$ -	\$ -	\$ -	\$ 200,000	1	1.00	2
3. Eliminate 1 PA1/Trainer Position	Elimination of position from 3 FTE to 2 FTE would make it difficult to respond to training requests, respond to advice requests, and provide trainings in a timely manner.	\$ -	\$ -	\$ 200,000	\$ -	\$ -	\$ -	\$ 200,000	1	1.00	3
4. Reduce 1 CS2/Investigator	Reduce position from 1 FTE Compliance Specialist 2 to 0.15 FTE would make it difficult to respond to advice requests and complete investigations in a timely manner.	\$ -	\$ -	\$ 235,000	\$ -	\$ -	\$ -	\$ 235,000	1	1.00	4
								\$ -	-	-	
Total		\$ -	\$ -	\$ 805,000	\$ -	\$ -	\$ -	\$ 805,000	4	4.00	

803000



Oregon Government Ethics Commission: 2023-2025 Organizational Chart



Oregon Government Ethics Commission

Amber Hollister - Chair
Pos. No. 42936
Senate Democratic Caucus

David Fiskum
Pos. No. 8648
Governor

Shawn Lindsay - Vice Chair
Pos. No. 15960
Senate Republican Caucus

Channa Newell
Pos. No. 55271
Senate Democratic Caucus

Dan Mason
Pos. No. 49656
Senate Republican Caucus

Alicia McAuley
Pos. No. 20954
House Democratic Caucus

Jonathan Thompson
Pos. No. 16205
Republican Caucus

Shenoa Payne
Pos. No. 13847
House Democratic Caucus

Richard Burke
Pos. No. 48312
House Republican Caucus

This page is intentionally left blank.

BUDGET NARRATIVE

Revenue Forecast

SOURCES

ASSESSMENTS - \$5,353,395

- OGEC receives its operating revenue from an assessment imposed on public entities. Half of the assessment comes from state government and the remaining half is received from local governments, local service districts and special government bodies that are subject to the Municipal Audit Law. The state assessment is based on FTE. The local government assessment is based on the municipal audit fee the entities currently pay. A percentage is applied to that fee to determine the assessment. The Department of Administrative Services administers the assessment program, including collecting the assessments. For the 2023-25 biennium, the assessments total \$5,353,395, which is \$2,676,697.50 from local governments and \$2,676,697.50 from state agencies. The \$5,353,395 comes from House Bill 5021A, OGEC's budget bill, and House Bill 2805, the bill that assigns jurisdiction of Public Meetings Law to OGEC.

FINES AND FORFEITURES - \$50,000

- ORS 171.992 and ORS 244.350 authorize OGEC to impose civil penalties for violations of Lobby Law, Oregon Government Ethics Laws, and Public Meetings Laws. In addition, ORS 244.360 permits OGEC to order a person who has been found in violation, and who has obtained financial gain from public office, to forfeit a sum of up to twice the amount gained. Historical records indicate an increase of \$30,000 to \$50,000 in estimated fines and forfeitures from previous biennials is justified.
- General Limitations on Use: All fines and forfeitures are deposited to the General Fund for general governmental purposes and are not available for agency use.

OTHER SERVICES - \$0

- OGEC charges fees to recover actual costs of producing and distributing public documents such as copies of investigative reports, opinions, lobbyist or public official filings, and audio recordings. The estimate for this potential revenue has been eliminated because of the Electronic Filing System and the Case Management System. Most items are available to the public online at no cost.
- Limitation on Use: No restrictions apply. Expenditures from these revenues are used for general program purposes.

DETAIL OF LOTTERY FUNDS, OTHER FUNDS, AND FEDERAL FUNDS REVENUE

Oregon Government Ethics Commission
2023-25 Biennium

Agency Number: 19900
Cross Reference Number: 19900-000-00-00-00000

<i>Source</i>	2019-21 Actuals	2021-23 Leg Adopted Budget	2021-23 Leg Approved Budget	2023-25 Agency Request Budget	2023-25 Governor's Budget	2023-25 Leg. Adopted Budget
Other Funds						
Admin and Service Charges	2,944,913	3,050,688	3,050,688	3,830,722	3,830,722	5,352,395
Fines and Forfeitures	59,675	30,000	30,000	50,000	50,000	50,000
Other Revenues	294	-	-	-	-	-
Tsfr From Administrative Svcs	8,717	-	-	-	-	-
Transfer to General Fund	(59,675)	(30,000)	(30,000)	(50,000)	(50,000)	(50,000)
Total Other Funds	\$2,953,924	\$3,050,688	\$3,050,688	\$3,830,722	\$3,830,722	\$5,352,395

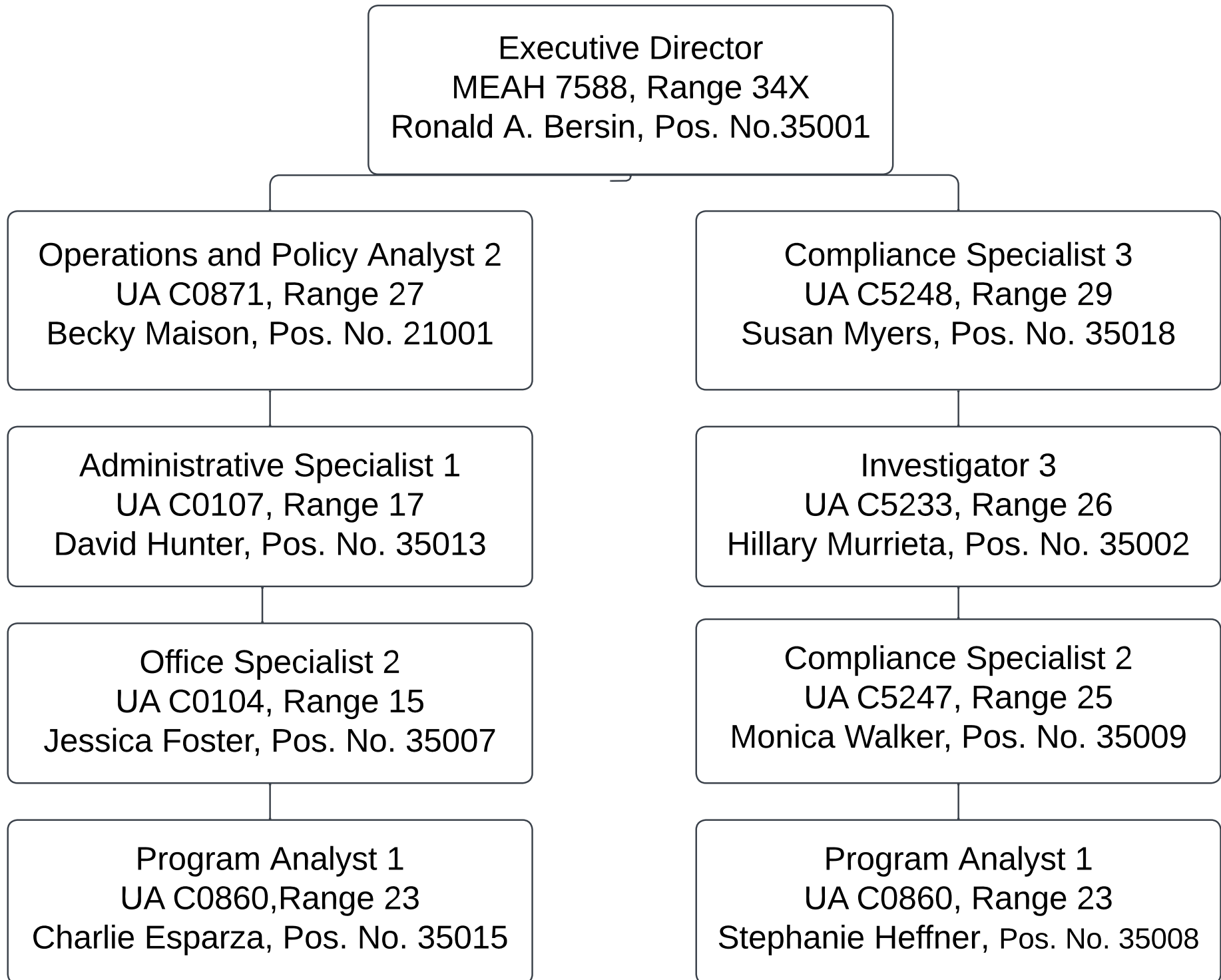
DETAIL OF LOTTERY FUNDS, OTHER FUNDS, AND FEDERAL FUNDS REVENUE

Oregon Government Ethics Commission
2023-25 Biennium

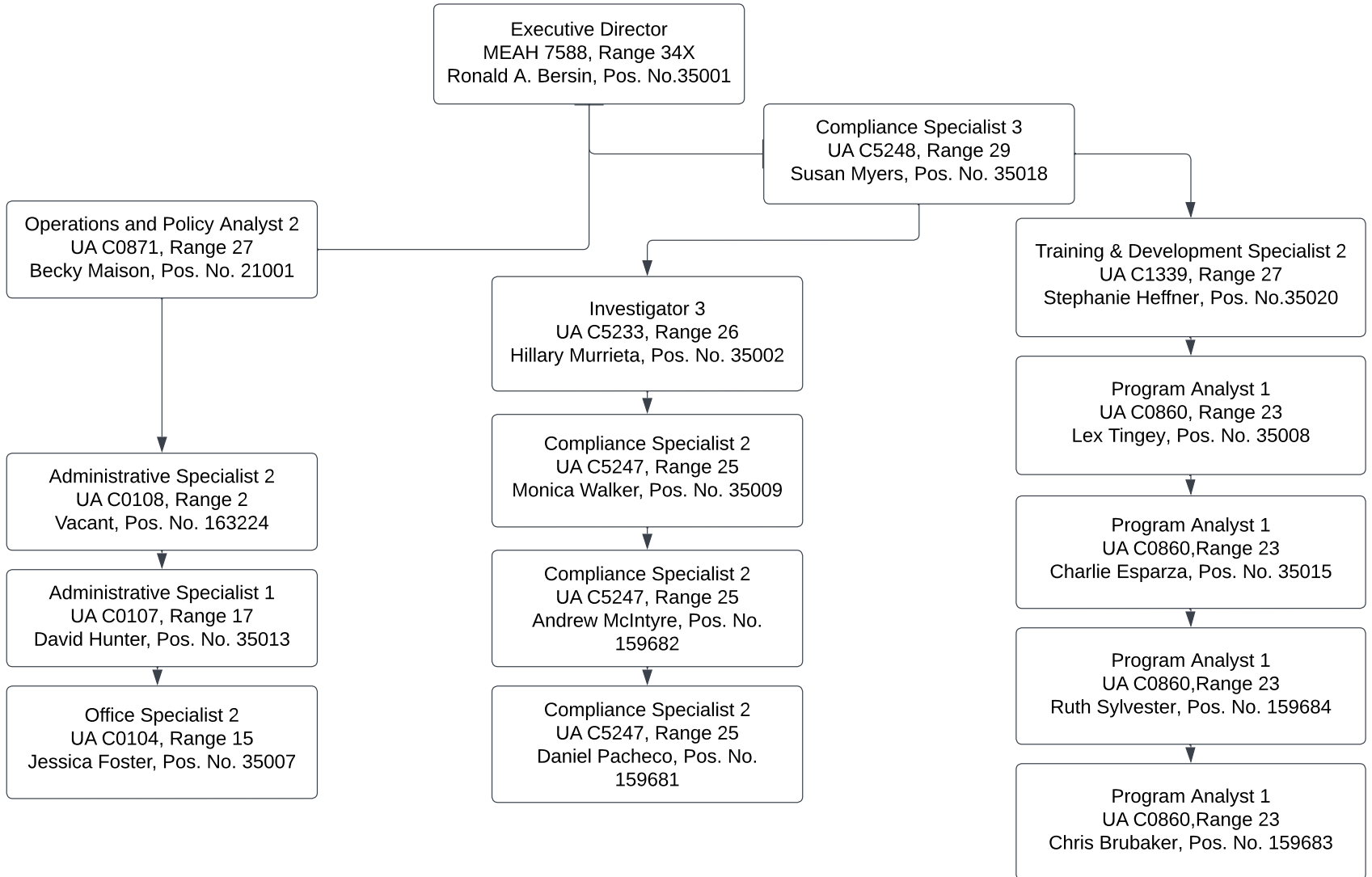
Agency Number: 19900
Cross Reference Number: 19900-010-00-00-00000

<i>Source</i>	2019-21 Actuals	2021-23 Leg Adopted Budget	2021-23 Leg Approved Budget	2023-25 Agency Request Budget	2023-25 Governor's Budget	2023-25 Leg. Adopted Budget
Other Funds						
Admin and Service Charges	2,944,913	3,050,688	3,050,688	3,830,722	3,830,722	5,352,395
Fines and Forfeitures	59,675	30,000	30,000	50,000	50,000	50,000
Other Revenues	294	-	-	-	-	-
Tsfr From Administrative Svcs	8,717	-	-	-	-	-
Transfer to General Fund	(59,675)	(30,000)	(30,000)	(50,000)	(50,000)	(50,000)
Total Other Funds	\$2,953,924	\$3,050,688	\$3,050,688	\$3,830,722	\$3,830,722	\$5,352,395

Source	Fund	ORBITS Revenue Acct	2019-2021 Actual	2021-23 Legislatively Adopted	2021-23 Estimated	2023-25		
						Agency Request	Governor's	Legislatively Adopted
Administrative and Service Charges – Other Fund	4150	0415	2,944,913	3,050,688	2,852,390	3,830,722	3,830,722	5,352,395
Fines and Forfeitures – General Fund Revenue	0050	0505	59,675	30,000	0	50,000	50,000	50,000
Other Revenues – Other Fund	4150	0975	294	0	56.00	0	0	0
Tsfr From Administrative Svcs – Other Fund	4150	1107	8,717	0	0	0	0	0
Transfer to General Fund	0050	2060	(59,675)	(30,000)	0	(50,000)	(50,000)	(50,000)
TOTAL:			\$2,953,924	\$3,050,688	2,852,446	3,830,722	3,830,722	3,352,395



Oregon Government Ethics Commission: 2023-2025 Organizational Chart



GENERAL PROGRAM

Program Description

Agency Summary

Government Ethics Law – ORS Chapter 244

ORS Chapter 244 prohibits public officials from using their official positions for personal financial gain, for the financial gain of relatives or members of their households, or for the financial gain of any businesses with which the public officials or their relatives or members of their households are associated. Other provisions deal with nepotism, methods of handling conflicts of interest, and limitations on the gifts that public officials may accept. OGEC provides written and oral advice to public officials, offers training presentations, manages online filing of annual Statements of Economic Interest, and investigates complaints of suspected ethics violations. Sanctions for violations range from a letter of education to a civil penalty of up to \$5,000 per violation, or for a willful violation of ORS 244.040, which prohibits using one's official position or office for personal financial gain, up to \$10,000 per violation. For public officials found in violation and who obtained a personal financial gain from their position or office, ORS 244.360 also permits OGEC to impose a civil penalty in an amount equal to twice the amount a public official realized from the violation.

Lobbying Regulation Law – ORS 171.725 to 171.785, 171.992

Oregon Lobbying Regulations require certain persons who engage in lobbying to register with OGEC, which manages the Electronic Filing System for registration of lobbyists and the clients on whose behalf they lobby. Lobbying is defined as influencing or attempting to influence legislative action through oral or written communication with legislative officials, solicitation of executive officials or other persons to influence or attempt to influence legislative action, or attempting to obtain the goodwill of legislative officials. The lobbying regulations require each registered lobbyist and each registered client to submit quarterly reports of the amount of money spent on lobbying activities. OGEC provides written and oral advice to lobbyists and their clients, provides training to help lobbyists and their clients comply with the law, and assists lobbyists and their clients with registration and filing of their quarterly expenditure reports. OGEC also investigates complaints of suspected violations. Sanctions for violations range from a letter of education to civil penalties of up to \$5,000 per violation.

Public Meetings Law – ORS 192.610 to 192.690

The Oregon form of government requires an informed public aware of the deliberations and decisions of governing bodies and the information upon which such decisions were made. It is the intent of [the Public Meetings Law] that decisions of governing bodies be arrived at openly. Prior to the 2023 Legislative Session, OGEC only had jurisdiction over the executive session provisions of Public Meetings Law and there was no governing body that oversaw the remaining provisions of Public Meetings Law. The passage of 2023 House Bill 2805 changed that. House Bill 2805 gave OGEC jurisdiction over the entirety of Public Meetings Law. House Bill 2805 also included a training mandate and laid out the process for governing bodies to receive complaints concerning alleged violations of Public Meetings Law and the process to cure said alleged violations before a complaint with OGEC can be filed.

ORS 192.660 sets forth the specific provisions for which a governing body of a public body may convene an executive session, defined as a meeting or part of a meeting which is closed to members of the public. An executive session may only be held when permitted by a specific provision of ORS 192.660 or other state law, and the topics discussed in an executive session must be limited to those topics expressly permitted by the specific provisions under which the executive session was convened. Sanctions for violations range from a letter of education to a civil penalty of up to \$1,000 per violation. Additionally in 2023, Senate Bill 207 passed which granted OGEC authority to open cases on suspected violations of executive session on their own motion, whereas previously a complaint would be required to open a case. In 2021, Senate Bill 61 granted OGEC the authority to provide written and oral advice and provide training to public officials on the application of the executive session provisions.

POLICY OPTION PACKAGE #101

EFS-CMS System Updates

Purpose:

The mission of the Oregon Government Ethics Commission (OGEC) is to impartially and effectively administer and enforce Oregon’s government ethics laws for the benefit of Oregon’s citizens. OGEC emphasizes education in achieving its mission. The regulatory jurisdiction of OGEC includes ORS Chapter 244, Oregon Government Ethics Law; ORS 171.725 to 171.785 and 171.992, Lobby Regulation Law; and ORS 192.610-192.690, Oregon Public Meetings Law. In addition to enforcing the statutes within its jurisdiction, OGEC focuses on education and training of public officials, lobbyists and the public on Oregon Government Ethics law, lobbying regulations, and Oregon Public Meetings Law. Prior to the 2023 Legislative session, OGEC only had jurisdiction over the executive session provisions of Public Meetings Law, not the entirety of Public Meetings Law.

OGEC has two custom database applications that need crucial system updates. These applications allow OGEC to fulfill its mission to enforce the laws within its jurisdiction and to provide increased transparency and accessibility for public officials and members of the public. These custom applications, the Electronic Filing System (EFS) and the Case Management System (CMS), are designed and supported by NIC Oregon, a subsidiary of Tyler Technologies. OGEC pays subscription fees for these services, with the option to expand their functionality with one-time charges or increased subscription fees.

EFS, implemented in 2015, allows public officials who are required to file annual verified Statements of Economic Interest (SEI) to file their SEIs online. EFS additionally allows lobbyists and lobbyist clients/employers to register with OGEC and to file quarterly expenditure reports EFS. Lobbyists also report their annual “Respectful Workplace Training” in EFS. All reports and registrations filed in EFS are made immediately available to the public, online and free of charge.

CMS, implemented in 2016, is a multi-functional application that allows the public to easily submit online complaints of alleged ethics, lobbying, or executive session violations. CMS houses the complaint process from beginning (with a submitted complaint) to end (with a completed case and final order), and it provides OGEC’s investigative staff a centralized location to track a complaint’s progress, to store case documents, and to make those documents available to the public, if requested. CMS is also a free resource for the public to view Commission issued advice and opinions, as well as final case dispositions.

The primary focus of this IT project is to create a bridge between EFS and CMS and to implement much needed system enhancements. The bridge

will allow a seamless transition of data from matters arising in EFS to cases opened in CMS, with all relevant data transferring over. When EFS reports a filing violation, the system will automatically create a prompt for OGEC to initiate a case and will transfer the data to CMS. This seamless transition from EFS to CMS ensures data accuracy and establishes a clear path and documentation in both systems for such cases.

The EFS enhancements will improve its functionality, making it more effective for reporting purposes. Over the seven years of its use, OGEC staff, with input from the public officials and lobbyists who use EFS, have compiled suggestions for improving the system. The updates will implement many time saving enhancements and result in increased functionality for EFS. The updates will include improvements to the noticing system, increased clarity and explanations for filers, and modifications to the reports that EFS generates. The increased clarity and explanations for filers, such as SEI filers, will be particularly beneficial for new filers or filers who have multiple roles within EFS, such as an SEI role and lobbyist role.

The CMS enhancements will allow OGEC staff to more effectively audit case dispositions and advice and opinions. In the Secretary of State's 2021 Audit of OGEC, Recommendation #10 was to "[e]stablish procedures for reviewing the accuracy of CMS data and regularly analyzing CMS and other data to look for trends." The CMS enhancements will provide additional reporting options for OGEC staff, which will increase our ability to review and analyze the accuracy of CMS data. Other enhancements will improve CMS functionality, allowing OGEC staff to upload, search, filter, export, and manipulate case data more efficiently.

How Achieved:

The cost of these increased IT services and system improvements will be covered by a one-time charge for the 2023-2025 biennium. The IT service costs will have a minimal financial impact on OGEC's 2023-2025 biennium budget as the costs are shared by all state agencies and local government entities through the assessment model as explained below. An alternative to a one-time charge for these IT service costs would be an installment plan which would be in addition to current NIC Oregon subscription fees that are under contract until the end of 2025 under the State of Oregon Master Agreement.

OGEC is not a General Fund agency; it is an Other Fund agency. OGEC funding comes from an assessment equally shared between state agencies and local government entities. State agencies are assessed based on the number of full-time equivalent positions. Local entities are assessed based on a formula connected to the Municipal Audit charge collected by the Secretary of State. OGEC also collects fines and forfeitures through the imposition of civil penalties; however, these revenues are transferred to the General Fund and are not used to support agency operations.

Quantifying Results:

The agency will be able to quantify the results of these IT service enhancements by examining the effectiveness of system functionality, increased productivity, and the ease of use of CMS and EFS, both for OGEC staff and constituents. This will be reflected by an increase in customer service levels

reflected in the annual customer satisfaction survey that is included in OGEC's Key Performance Measures. OGEC will also be able to demonstrate the effectiveness of the updates, particularly concerning filers in EFS, as OGEC will see a decrease in late or non-filers as the updated noticing function in EFS will provide filers with more comprehensive and consistent communications.

Budget Detail:

Tyler Technologies (NIC Oregon) has provided a projected price structure of \$259,740 for the project, with an expected start date of July 2023. The project is estimated to take 2,078 work hours with an estimated cost of \$259,740. The project is expected to have a go live date of June 2024, pending budget approval. No payments for the project will be due until the finished product is complete and functional. The project and price are in addition to OGEC's active Tyler Technologies contracts that are currently built into the budget for 2023-2025 biennium. Should the project cost less the projected amount, the excess would be applied to the 2025-2027 budget biennium. The effect on the budget will change the FTE cost for state agencies from \$21.41 per FTE to \$23.32 which is an increase of \$1.91 per FTE. The effect will increase the Municipal Audit fee approximately 15%. For example, a Level 1 Municipality would increase from \$87.81 for the biennium to \$102.76, which is an increase of \$14.95 for the biennium. A Level 1 Municipality would pay \$51.38 a year for two years.

POLICY OPTION PACKAGE #102

Training & Development Specialist 2

Purpose:

The mission of the Oregon Government Ethics Commission (OGEC) is to impartially and effectively administer and enforce Oregon's government ethics laws for the benefit of Oregon's citizens. OGEC emphasizes education in achieving its mission. The regulatory jurisdiction of OGEC includes ORS Chapter 244, Oregon Government Ethics Law; ORS 171.725 to 171.785 and 171.992, Lobby Regulation Law; and ORS 192.610-192.690, Oregon Public Meetings Law. In addition to enforcing the statutes within its jurisdiction, OGEC focuses on education and training of public officials, lobbyists and the public on Oregon Government Ethics law, lobbying regulations, and Oregon Public Meetings Law. Prior to the 2023 Legislative session, OGEC only had jurisdiction over the executive session provisions of Public Meetings Law, not the entirety of Public Meetings Law.

OGEC needs the addition of a Training & Development Specialist 2 (TDS2) to its staff. COVID-19 has led to many changes over the past several years. One of those changes has been the migration of public meetings to online forums. This change has increased public participation in public meetings but has also led to an increase in questions and advice requests to OGEC, as well as more complaints. In 2021, the Legislative Assembly passed House Bill 61, which authorized OGEC to provide written advisory opinions and verbal or written staff advice on the application of the executive session provisions of Oregon Public Meetings law. The increased public participation in public meetings and the growing awareness of OGEC's role in providing advice and guidance, not just on Oregon ethics laws but on executive session and lobbying laws as well, have highlighted the need for OGEC to develop additional training objectives and structures within its training program. There is a need for additional software offerings and delivery methods. As the demand for online training offerings has grown, the need for advanced training formats, delivery methods, and partnerships with external stakeholders has increased exponentially. In 2021, the State of Oregon migrated its primary learning program from iLearn to Workday Learning. This migration has given agencies a greater opportunity to produce trainings that are readily available online, as well as trainings that are shorter in length and easily digestible for State employees. OGEC plans to capitalize on this functionality of Workday Learning and increase its available online training offerings.

Between the increased awareness and public participation in public meetings and the authority granted by 2021's HB61, OGEC has experienced an increased workload for complex trainings and requests for advice concerning Oregon ethics, lobby law, and executive session laws. To address this increased workload, we have identified a solution and the impact that it would have:

1. Add a new Training and Development Specialist 2.
 - a. The ideal solution would be adding a TDS2. The TDS2 position incorporates the need for additional training availability and delivery

methods and the ability to address the complex and technical needs of curriculum development for Adult Learning. The TDS2 would allow the agency to build an enhanced training structure which includes collaboration with stakeholders and community partners. The description of the class per DAS HR states, “The TRAINING AND DEVELOPMENT SPECIALIST 2 designs, delivers and evaluates complex training and development projects that facilitate group processes or instructs and informs State employees and community partners. Employees plan, design and implement instructional strategies to develop program goals, objectives and action plans. Some positions of this class deliver organizational development services by creating and bringing into effect strategies to improve organizational effectiveness.” Adding a TDS2 position would provide leadership, knowledge and guidance to the current training staff and would improve OGEC’s training program. A TDS2 would be able to coordinate with the Executive Director to implement instructional training strategies that will allow for growth within the training program, fulfilling its goals and key performance measures, and increasing its outreach and effectiveness.

As stated above, the ideal solution for OGEC would be the addition of the TDS2 which would provide the additional structural support OGEC needs to continue its focus on education and training. The TDS2 would allow OGEC to have a more structured and advanced approach to Adult Learning Theory and to provide additional educational resources to Oregon public officials and community partners. If OGEC hired an TDS2 with Diversity, Equity, and Inclusion experience, OGEC would be better equipped to meet the agency’s annual Affirmative Action Plan and goals. Additionally, a TDS2 would allow OGEC to expand its educational offerings to include an annual ethics conference and a post-election training series for newly elected public officials.

How Achieved:

A TDS2 that focuses on training development will help achieve OGEC’s mission. Currently, staffing levels do not support the increased requests for advice and trainings by OGEC staff. A TDS2 would have the flexibility to be able to easily navigate the training and advice needs of the agency. A TDS2 will be able to implement a training structure that allows for expansion of the training program and increased collaboration with stakeholders.

OGEC is not a General Fund agency; it is an Other Fund agency. OGEC funding comes from an assessment equally shared between state agencies and local government entities. State agencies are assessed based on the number of full-time equivalent positions. Local entities are assessed based on a formula connected to the Municipal Audit charge collected by the Secretary of State. OGEC also collects fines and forfeitures through the imposition of civil penalties; however, these revenues are transferred to the General Fund and are not used to support agency operations.

Quantifying Results:

The agency will be able to quantify the results by a multitude of measurable factors such as:

- Decrease in the average response time for written requests for advice and opinions.

- Increase in the availability of trainings to the public and an increase in the number of people trained.
- Increase of variety of training delivery styles and topics, including conferences and training series.
- Increase in opportunities to delve into topics more deeply.
- Increase in training effectiveness.

These changes will be reflected in the annual Key Performance Measures in two different reportable ways. OGEC annually calculates the average response time for advice and the effectiveness of the training program. A positive impact of the TDS2 will show an increase in training effectiveness as compared to prior years and an increase in the overall customer service satisfaction level.

Budget Detail:

This additional staff member would change OGEC's authorized Full-time Equivalent (FTE) positions from 9 to 10 for future biennium. The addition of the TDS2 at Step 3 would cost the agency an additional \$215,102 for the 23-25 biennium at .88 FTE as the position would not be filled until October 2023 based on current recruitment trends. There will also be a one-time expenditure for construction costs of \$10,000 to restructure the existing office space to include a collaborative training space for the new TDS2 which will be included as line items in Other Services and Supplies and Expendable Property. The total cost with personnel and construction is \$225,102 for the 23-25 biennium. This request is an increase in our revenue (price list) and Other Funds Limitation. The effect for State agencies would increase the cost per FTE from \$22.41 to \$23.07 which is an increase of \$1.66 per FTE. The effect for municipalities would increase the biennial assessment fee by approximately 15%. For example, a Level 1 municipality would increase from \$87.81 to \$94.29 which is a change from \$43.91/year to \$47.15/year, for a total price increase of \$6.48 for a biennium.

ESSENTIAL AND POLICY PACKAGE FISCAL IMPACT SUMMARY

Oregon Government Ethics Commission
Pkg: 010 - Vacancy Factor and Non-ORPICS Personal Services

Cross Reference Name: General Program
Cross Reference Number: 19900-010-00-00-00000

<i>Description</i>	General Fund	Lottery Funds	Other Funds	Federal Funds	Nonlimited Other Funds	Nonlimited Federal Funds	All Funds
Personal Services							
Board Member Stipend	-	-	29,065	-	-	-	29,065
Temporary Appointments	-	-	21	-	-	-	21
Pension Obligation Bond	-	-	(1,300)	-	-	-	(1,300)
Social Security Taxes	-	-	2	-	-	-	2
Mass Transit Tax	-	-	(52)	-	-	-	(52)
Vacancy Savings	-	-	9,997	-	-	-	9,997
Total Personal Services	-	-	\$37,733	-	-	-	\$37,733
Total Expenditures							
Total Expenditures	-	-	37,733	-	-	-	37,733
Total Expenditures	-	-	\$37,733	-	-	-	\$37,733
Ending Balance							
Ending Balance	-	-	(37,733)	-	-	-	(37,733)
Total Ending Balance	-	-	(\$37,733)	-	-	-	(\$37,733)

ESSENTIAL AND POLICY PACKAGE FISCAL IMPACT SUMMARY

Oregon Government Ethics Commission
Pkg: 031 - Standard Inflation

Cross Reference Name: General Program
Cross Reference Number: 19900-010-00-00-00000

<i>Description</i>	General Fund	Lottery Funds	Other Funds	Federal Funds	Nonlimited Other Funds	Nonlimited Federal Funds	All Funds
Services & Supplies							
Instate Travel	-	-	852	-	-	-	852
Employee Training	-	-	322	-	-	-	322
Office Expenses	-	-	906	-	-	-	906
Telecommunications	-	-	851	-	-	-	851
State Gov. Service Charges	-	-	19,376	-	-	-	19,376
Data Processing	-	-	4,649	-	-	-	4,649
Professional Services	-	-	918	-	-	-	918
IT Professional Services	-	-	30,100	-	-	-	30,100
Attorney General	-	-	37,217	-	-	-	37,217
Employee Recruitment and Develop	-	-	113	-	-	-	113
Dues and Subscriptions	-	-	20	-	-	-	20
Facilities Rental and Taxes	-	-	4,297	-	-	-	4,297
Other Services and Supplies	-	-	10,196	-	-	-	10,196
Expendable Prop 250 - 5000	-	-	346	-	-	-	346
Total Services & Supplies	-	-	\$110,163	-	-	-	\$110,163
Total Expenditures							
Total Expenditures	-	-	110,163	-	-	-	110,163
Total Expenditures	-	-	\$110,163	-	-	-	\$110,163
Ending Balance							
Ending Balance	-	-	(110,163)	-	-	-	(110,163)
Total Ending Balance	-	-	(\$110,163)	-	-	-	(\$110,163)

ESSENTIAL AND POLICY PACKAGE FISCAL IMPACT SUMMARY

Oregon Government Ethics Commission
Pkg: 032 - Above Standard Inflation

Cross Reference Name: General Program
Cross Reference Number: 19900-010-00-00-00000

<i>Description</i>	General Fund	Lottery Funds	Other Funds	Federal Funds	Nonlimited Other Funds	Nonlimited Federal Funds	All Funds
Services & Supplies							
Attorney General	-	-	-	-	-	-	-
Total Services & Supplies	-	-	-	-	-	-	-
Total Expenditures							
Total Expenditures	-	-	-	-	-	-	-
Total Expenditures	-	-	-	-	-	-	-
Ending Balance							
Ending Balance	-	-	-	-	-	-	-
Total Ending Balance	-	-	-	-	-	-	-

ESSENTIAL AND POLICY PACKAGE FISCAL IMPACT SUMMARY

Oregon Government Ethics Commission
Pkg: 092 - Statewide AG Adjustment

Cross Reference Name: General Program
Cross Reference Number: 19900-010-00-00-00000

<i>Description</i>	General Fund	Lottery Funds	Other Funds	Federal Funds	Nonlimited Other Funds	Nonlimited Federal Funds	All Funds
Services & Supplies							
Attorney General	-	-	-	-	-	-	-
Total Services & Supplies	-	-	-	-	-	-	-
Total Expenditures							
Total Expenditures	-	-	-	-	-	-	-
Total Expenditures	-	-	-	-	-	-	-
Ending Balance							
Ending Balance	-	-	-	-	-	-	-
Total Ending Balance	-	-	-	-	-	-	-

ESSENTIAL AND POLICY PACKAGE FISCAL IMPACT SUMMARY

Oregon Government Ethics Commission
 Pkg: 093 - Statewide Adjustment DAS Chgs

Cross Reference Name: General Program
 Cross Reference Number: 19900-010-00-00-00000

<i>Description</i>	General Fund	Lottery Funds	Other Funds	Federal Funds	Nonlimited Other Funds	Nonlimited Federal Funds	All Funds
Services & Supplies							
State Gov. Service Charges	-	-	-	-	-	-	-
Other Services and Supplies	-	-	-	-	-	-	-
Total Services & Supplies	-	-	-	-	-	-	-
Total Expenditures							
Total Expenditures	-	-	-	-	-	-	-
Total Expenditures	-	-	-	-	-	-	-
Ending Balance							
Ending Balance	-	-	-	-	-	-	-
Total Ending Balance	-	-	-	-	-	-	-

ESSENTIAL AND POLICY PACKAGE FISCAL IMPACT SUMMARY

Oregon Government Ethics Commission
 Pkg: 101 - EFS-CMS System Updates

Cross Reference Name: General Program
 Cross Reference Number: 19900-010-00-00-00000

<i>Description</i>	General Fund	Lottery Funds	Other Funds	Federal Funds	Nonlimited Other Funds	Nonlimited Federal Funds	All Funds
Services & Supplies							
IT Professional Services	-	-	259,740	-	-	-	259,740
Total Services & Supplies	-	-	\$259,740	-	-	-	\$259,740
Total Expenditures							
Total Expenditures	-	-	259,740	-	-	-	259,740
Total Expenditures	-	-	\$259,740	-	-	-	\$259,740
Ending Balance							
Ending Balance	-	-	(259,740)	-	-	-	(259,740)
Total Ending Balance	-	-	(\$259,740)	-	-	-	(\$259,740)

ESSENTIAL AND POLICY PACKAGE FISCAL IMPACT SUMMARY

Oregon Government Ethics Commission
Pkg: 102 - Training & Development Specialist 2

Cross Reference Name: General Program
Cross Reference Number: 19900-010-00-00-00000

<i>Description</i>	General Fund	Lottery Funds	Other Funds	Federal Funds	Nonlimited Other Funds	Nonlimited Federal Funds	All Funds
Personal Services							
Class/Unclass Sal. and Per Diem	-	-	121,128	-	-	-	121,128
Empl. Rel. Bd. Assessments	-	-	46	-	-	-	46
Public Employees' Retire Cont	-	-	21,706	-	-	-	21,706
Social Security Taxes	-	-	9,266	-	-	-	9,266
Paid Family Medical Leave Insurance	-	-	485	-	-	-	485
Worker's Comp. Assess. (WCD)	-	-	40	-	-	-	40
Mass Transit Tax	-	-	726	-	-	-	726
Flexible Benefits	-	-	34,650	-	-	-	34,650
Total Personal Services	-	-	\$188,047	-	-	-	\$188,047
Services & Supplies							
Instate Travel	-	-	807	-	-	-	807
Employee Training	-	-	4,185	-	-	-	4,185
Office Expenses	-	-	2,391	-	-	-	2,391
Telecommunications	-	-	3,793	-	-	-	3,793
Data Processing	-	-	778	-	-	-	778
Publicity and Publications	-	-	597	-	-	-	597
Employee Recruitment and Develop	-	-	478	-	-	-	478
Dues and Subscriptions	-	-	597	-	-	-	597
Other Services and Supplies	-	-	15,559	-	-	-	15,559
Expendable Prop 250 - 5000	-	-	7,870	-	-	-	7,870
Total Services & Supplies	-	-	\$37,055	-	-	-	\$37,055

ESSENTIAL AND POLICY PACKAGE FISCAL IMPACT SUMMARY

Oregon Government Ethics Commission
 Pkg: 102 - Training & Development Specialist 2

Cross Reference Name: General Program
 Cross Reference Number: 19900-010-00-00-00000

<i>Description</i>	General Fund	Lottery Funds	Other Funds	Federal Funds	Nonlimited Other Funds	Nonlimited Federal Funds	All Funds
Total Expenditures							
Total Expenditures	-	-	225,102	-	-	-	225,102
Total Expenditures	-	-	\$225,102	-	-	-	\$225,102
Ending Balance							
Ending Balance	-	-	(225,102)	-	-	-	(225,102)
Total Ending Balance	-	-	(\$225,102)	-	-	-	(\$225,102)
Total Positions							
Total Positions							1
Total Positions	-	-	-	-	-	-	1
Total FTE							
Total FTE							0.88
Total FTE	-	-	-	-	-	-	0.88

ESSENTIAL AND POLICY PACKAGE FISCAL IMPACT SUMMARY

Oregon Government Ethics Commission
Pkg: 103 - Increased Telecommunication Costs

Cross Reference Name: General Program
Cross Reference Number: 19900-010-00-00-00000

<i>Description</i>	General Fund	Lottery Funds	Other Funds	Federal Funds	Nonlimited Other Funds	Nonlimited Federal Funds	All Funds
Services & Supplies							
Telecommunications	-	-	-	-	-	-	-
Total Services & Supplies	-	-	-	-	-	-	-
Total Expenditures							
Total Expenditures	-	-	-	-	-	-	-
Total Expenditures	-	-	-	-	-	-	-
Ending Balance							
Ending Balance	-	-	-	-	-	-	-
Total Ending Balance	-	-	-	-	-	-	-

ESSENTIAL AND POLICY PACKAGE FISCAL IMPACT SUMMARY

Oregon Government Ethics Commission
Pkg: 810 - Statewide Adjustments

Cross Reference Name: General Program
Cross Reference Number: 19900-010-00-00-00000

<i>Description</i>	General Fund	Lottery Funds	Other Funds	Federal Funds	Nonlimited Other Funds	Nonlimited Federal Funds	All Funds
Services & Supplies							
State Gov. Service Charges	-	-	(673)	-	-	-	(673)
Attorney General	-	-	(15,118)	-	-	-	(15,118)
Other Services and Supplies	-	-	(18,331)	-	-	-	(18,331)
Total Services & Supplies	-	-	(\$34,122)	-	-	-	(\$34,122)
Total Expenditures							
Total Expenditures	-	-	(34,122)	-	-	-	(34,122)
Total Expenditures	-	-	(\$34,122)	-	-	-	(\$34,122)
Ending Balance							
Ending Balance	-	-	34,122	-	-	-	34,122
Total Ending Balance	-	-	\$34,122	-	-	-	\$34,122

ESSENTIAL AND POLICY PACKAGE FISCAL IMPACT SUMMARY

Oregon Government Ethics Commission
Pkg: 813 - Policy Bills

Cross Reference Name: General Program
Cross Reference Number: 19900-010-00-00-00000

<i>Description</i>	General Fund	Lottery Funds	Other Funds	Federal Funds	Nonlimited Other Funds	Nonlimited Federal Funds	All Funds
Personal Services							
Class/Unclass Sal. and Per Diem	-	-	413,982	-	-	-	413,982
Empl. Rel. Bd. Assessments	-	-	195	-	-	-	195
Public Employees' Retire Cont	-	-	74,185	-	-	-	74,185
Social Security Taxes	-	-	31,668	-	-	-	31,668
Paid Family Medical Leave Insurance	-	-	1,656	-	-	-	1,656
Worker's Comp. Assess. (WCD)	-	-	170	-	-	-	170
Mass Transit Tax	-	-	2,484	-	-	-	2,484
Flexible Benefits	-	-	148,500	-	-	-	148,500
Reconciliation Adjustment	-	-	102,803	-	-	-	102,803
Total Personal Services	-	-	\$775,643	-	-	-	\$775,643
Services & Supplies							
Instate Travel	-	-	1,611	-	-	-	1,611
Employee Training	-	-	8,070	-	-	-	8,070
Office Expenses	-	-	10,161	-	-	-	10,161
Telecommunications	-	-	18,965	-	-	-	18,965
Data Processing	-	-	2,391	-	-	-	2,391
Publicity and Publications	-	-	1,196	-	-	-	1,196
IT Professional Services	-	-	157,600	-	-	-	157,600
Employee Recruitment and Develop	-	-	1,195	-	-	-	1,195
Dues and Subscriptions	-	-	1,195	-	-	-	1,195
Facilities Rental and Taxes	-	-	86,400	-	-	-	86,400
Agency Program Related S and S	-	-	400,000	-	-	-	400,000
Other Services and Supplies	-	-	51,305	-	-	-	51,305

ESSENTIAL AND POLICY PACKAGE FISCAL IMPACT SUMMARY

Oregon Government Ethics Commission
 Pkg: 813 - Policy Bills

Cross Reference Name: General Program
 Cross Reference Number: 19900-010-00-00-00000

<i>Description</i>	General Fund	Lottery Funds	Other Funds	Federal Funds	Nonlimited Other Funds	Nonlimited Federal Funds	All Funds
Services & Supplies							
Expendable Prop 250 - 5000	-	-	7,175	-	-	-	7,175
Total Services & Supplies	-	-	\$747,264	-	-	-	\$747,264
Total Expenditures							
Total Expenditures	-	-	1,522,907	-	-	-	1,522,907
Total Expenditures	-	-	\$1,522,907	-	-	-	\$1,522,907
Ending Balance							
Ending Balance	-	-	(1,522,907)	-	-	-	(1,522,907)
Total Ending Balance	-	-	(\$1,522,907)	-	-	-	(\$1,522,907)
Total Positions							
Total Positions							5
Total Positions	-	-	-	-	-	-	5
Total FTE							
Total FTE							3.75
Total FTE	-	-	-	-	-	-	3.75

DETAIL OF LOTTERY FUNDS, OTHER FUNDS, AND FEDERAL FUNDS REVENUE

Oregon Government Ethics Commission
2023-25 Biennium

Agency Number: 19900
Cross Reference Number: 19900-000-00-00-00000

<i>Source</i>	2019-21 Actuals	2021-23 Leg Adopted Budget	2021-23 Leg Approved Budget	2023-25 Agency Request Budget	2023-25 Governor's Budget	2023-25 Leg. Adopted Budget
Other Funds						
Admin and Service Charges	2,944,913	3,050,688	3,050,688	3,830,722	3,830,722	5,352,395
Fines and Forfeitures	59,675	30,000	30,000	50,000	50,000	50,000
Other Revenues	294	-	-	-	-	-
Tsfr From Administrative Svcs	8,717	-	-	-	-	-
Transfer to General Fund	(59,675)	(30,000)	(30,000)	(50,000)	(50,000)	(50,000)
Total Other Funds	\$2,953,924	\$3,050,688	\$3,050,688	\$3,830,722	\$3,830,722	\$5,352,395

DETAIL OF LOTTERY FUNDS, OTHER FUNDS, AND FEDERAL FUNDS REVENUE

Oregon Government Ethics Commission
2023-25 Biennium

Agency Number: 19900
Cross Reference Number: 19900-010-00-00-00000

<i>Source</i>	2019-21 Actuals	2021-23 Leg Adopted Budget	2021-23 Leg Approved Budget	2023-25 Agency Request Budget	2023-25 Governor's Budget	2023-25 Leg. Adopted Budget
Other Funds						
Admin and Service Charges	2,944,913	3,050,688	3,050,688	3,830,722	3,830,722	5,352,395
Fines and Forfeitures	59,675	30,000	30,000	50,000	50,000	50,000
Other Revenues	294	-	-	-	-	-
Tsfr From Administrative Svcs	8,717	-	-	-	-	-
Transfer to General Fund	(59,675)	(30,000)	(30,000)	(50,000)	(50,000)	(50,000)
Total Other Funds	\$2,953,924	\$3,050,688	\$3,050,688	\$3,830,722	\$3,830,722	\$5,352,395

Source	Fund	ORBITS Revenue Acct	2019-2021 Actual	2021-23 Legislatively Adopted	2021-23 Estimated	2023-25		
						Agency Request	Governor's	Legislatively Adopted
Administrative and Service Charges – Other Fund	4150	0415	2,944,913	3,050,688	2,852,390	3,830,722	3,830,722	5,352,395
Fines and Forfeitures – General Fund Revenue	0050	0505	59,675	30,000	0	50,000	50,000	50,000
Other Revenues – Other Fund	4150	0975	294	0	56.00	0	0	0
Tsfr From Administrative Svcs – Other Fund	4150	1107	8,717	0	0	0	0	0
Transfer to General Fund	0050	2060	(59,675)	(30,000)	0	(50,000)	(50,000)	(50,000)
TOTAL:			\$2,953,924	\$3,050,688	2,852,446	3,830,722	3,830,722	3,352,395

This page is intentionally left blank.

INFORMATION TECHNOLOGY PROJECT PRIORITIZATION MATRIX 2023-25

Not Applicable

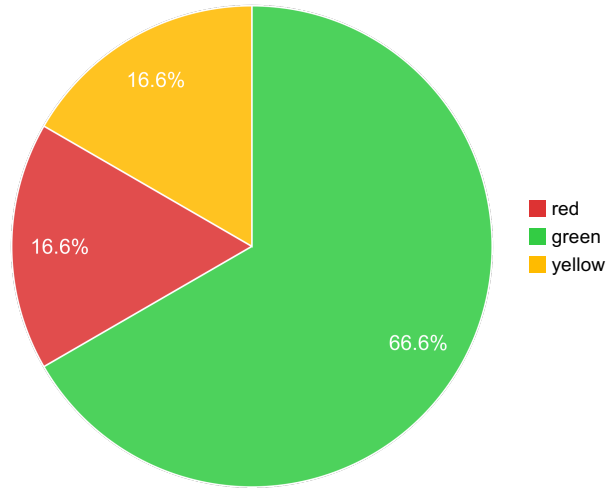
Government Ethics Commission

Annual Performance Progress Report

Reporting Year 2023

Published: 9/21/2023 2:38:11 PM

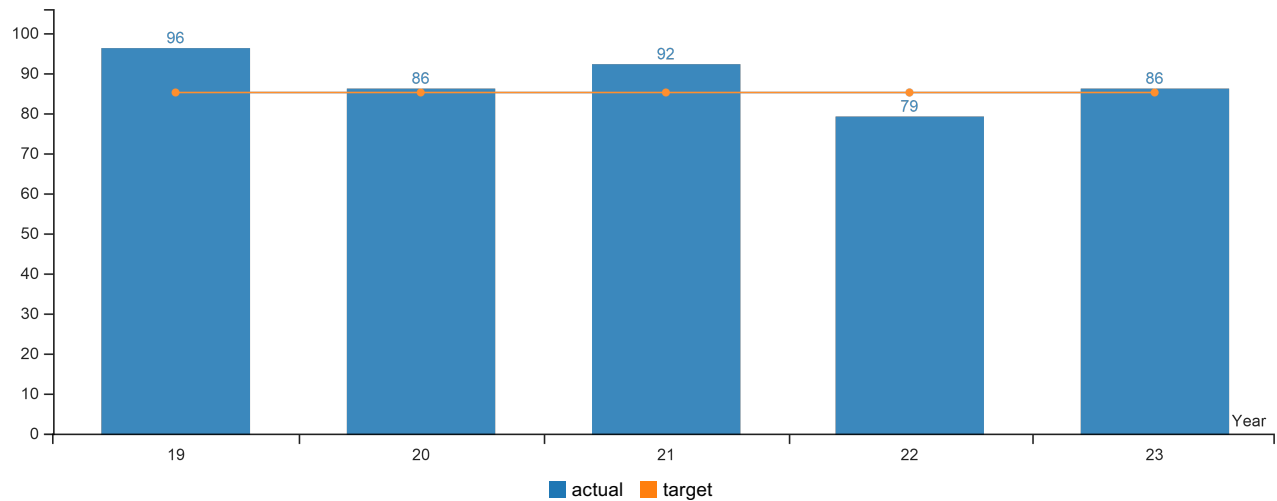
KPM #	Approved Key Performance Measures (KPMs)
1	Percentage of statutory time limit used for preliminary reviews, investigations, staff opinions and Commission advisory opinions. -
2	Quality of investigations completed through peer review. -
3	Training Program's Effectiveness - Percentage of wrong answers by training participants on questions after training compared to the percentage of wrong answers prior to training.
4	Minimize Case Disposition Costs - Percentage of contested cases settled before hearing.
5	Customer Service - Percentage of customers rating their satisfaction with agency's customer service as "good" or "excellent": overall, timeliness, accuracy, helpfulness, expertise, availability of information.
6	Governance Best Practices - Percent of total best practices met by the commission.



Performance Summary	Green	Yellow	Red
	= Target to -5%	= Target -5% to -15%	= Target > -15%
Summary Stats:	66.67%	16.67%	16.67%

KPM #1	Percentage of statutory time limit used for preliminary reviews, investigations, staff opinions and Commission advisory opinions. -
	Data Collection Period: Jan 01 - Dec 31

* Upward Trend = negative result



Report Year	2019	2020	2021	2022	2023
percent usage of statutory time limits, preliminary reviews, investigations, staff and advisory opinions					
Actual	96%	86%	92%	79%	86%
Target	85%	85%	85%	85%	85%

How Are We Doing

The data is reflected from calendar year 2022. Categories are as follows: Preliminary Reviews (94%), Investigations (81%), Staff Opinion (92%), and Advisory Opinion (81%). The average (86.25%) is barely over our goal of 85%, but is still within statutory limits.

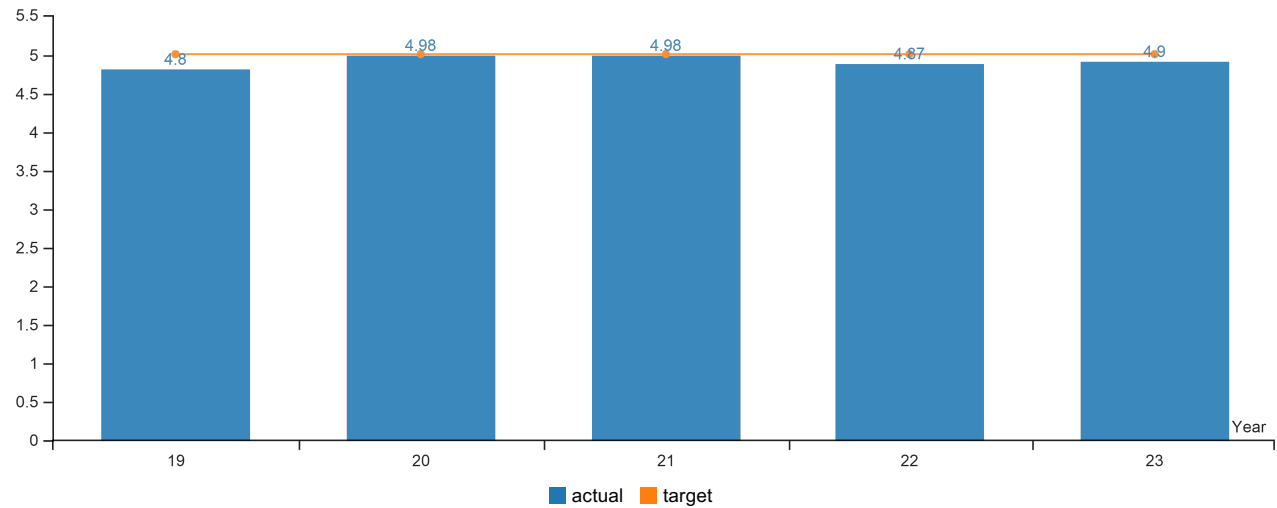
Factors Affecting Results

OGEC's knowledgeable staff was able to produce Staff Opinions and Advisory Opinions well within the statutory limitations, demonstrating their competence and expertise. OGEC has both new investigators and trainers, all of whom produce advice, which shows how quickly staff are able to learn statutes and administrative rules.

OGEC was impacted by the COVID-19 pandemic and continued to adapt to the changing requirements.

KPM #2	Quality of investigations completed through peer review. -
	Data Collection Period: Jan 01 - Dec 31

* Upward Trend = positive result



Report Year	2019	2020	2021	2022	2023
Quality of Investigations					
Actual	4.80	4.98	4.98	4.87	4.90
Target	5	5	5	5	5

How Are We Doing

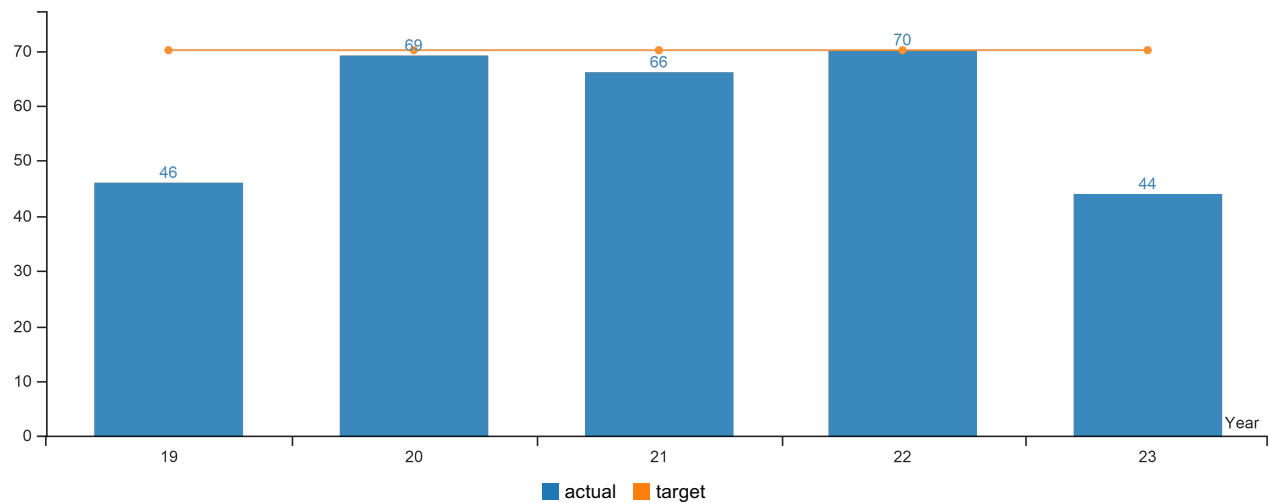
The review categories scored at Timeliness (5), Accessibility (5), Objectivity (4.9), and Organization (4.7) for an average score of 4.90 out of a maximum score of 5. OGEC will continue to strive for a perfect score of 5 in all categories.

Factors Affecting Results

There was significant change with the Investigation staff in 2022. OGEC has hired two new investigators to fill the roles of previously experienced investigatory staff at the end of 2021 and beginning of 2022. For 2022 cases, investigators maintained a high overall quality of the work performed. The investigative staff are implementing quarterly audits and reviews to ensure increased organizational scores and accurate data entry.

KPM #3	Training Program's Effectiveness - Percentage of wrong answers by training participants on questions after training compared to the percentage of wrong answers prior to training.
	Data Collection Period: Jan 01 - Dec 31

* Upward Trend = positive result



Report Year	2019	2020	2021	2022	2023
Percentage of increase/decrease of knowledge base					
Actual	46%	69%	66%	70%	44%
Target	70%	70%	70%	70%	70%

How Are We Doing

The training program's effectiveness is measured by the difference between the number of incorrect answers to a pretest before the training in comparison to the number of incorrect answers at the end of the training session in 2022. Halfway through 2022, the training program changed the polling process for learners from True/False or Yes/No questions to multiple choice questions. In prior years, the question format provided learners a 50% chance of a correct response. The change to multiple choice decreased the chance of a correct response to 25%.

Before the trainings, participants answered 31.55% of the questions incorrectly. After the trainings, participants answered 17.55% of the questions incorrectly. This shows a decrease of 44.36% of incorrect answers. This is a significant increase in knowledge but does not meet expectations.

Factors Affecting Results

The change in question format from Yes/No or True/False to multiple choice is partially responsible for the higher percentage of incorrect questions in the post tests. The change in question format, while having a negative effect on the training program's numbers, provided learners a more in-depth and engaging learning experience.

Additionally, in 2022, pre-test scores were higher than previous pre-test scores indicating that learners were coming into the training with more knowledge which decreased the opportunity for improved scoring.

The training team is expanding with the addition of a Curriculum & Training Coordinator and two Trainers. With these additions, we do expect to see an increase in training scores going forward after initial growing pains.

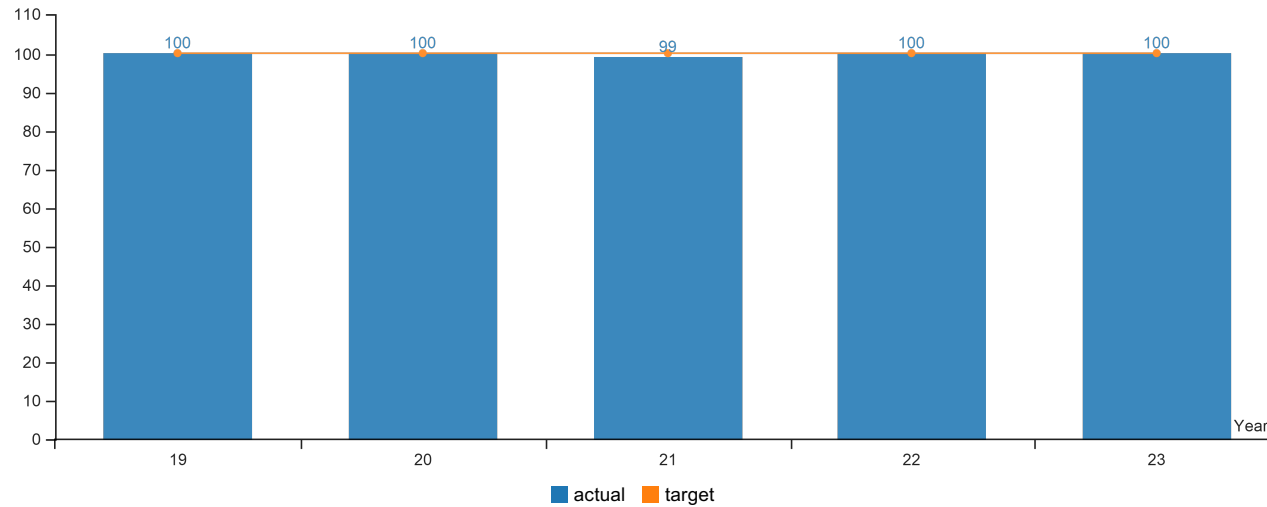
OGEC is also expanding its jurisdiction to include Public Meetings Law, which may have a direct impact on training statistic for future years.

There was turnover in the training program in 2022 due to internal promotions, as well as the impact of the COVID-19 pandemic. The trainers quickly adapted to the new virtual learning environment and continue to strive to improve this measure.

Data was not always capturable due to system restrictions.

KPM #4	Minimize Case Disposition Costs - Percentage of contested cases settled before hearing.
	Data Collection Period: Jan 01 - Dec 31

* Upward Trend = positive result



Report Year	2019	2020	2021	2022	2023
Percentage of Contested Cases Settled Before Hearing					
Actual	100	100	99	100	100
Target	100	100	100	100	100

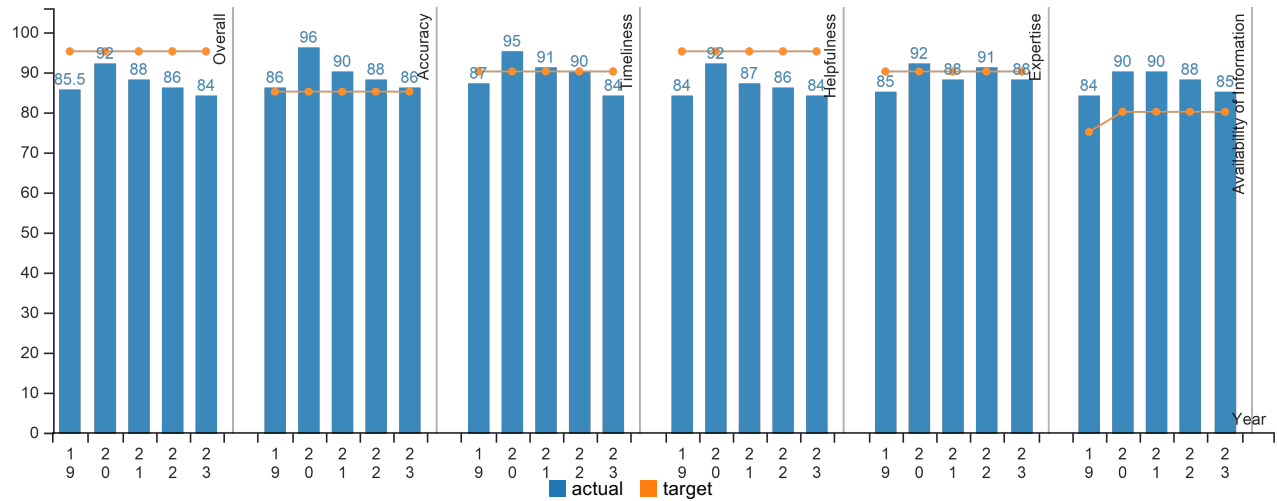
How Are We Doing

OGEC continues to strive to settle 100% of its cases.

Factors Affecting Results

Previously, OGEC was required to pay the respondent’s attorney fees if OGEC does not prevail in a contested case proceeding. OGEC was unique in state government with that requirement. The risk of taking cases to contested case hearings was simply too high; therefore, OGEC preferred to settle its cases. Legislation in 2019 changed this requirement, however, OGEC continues to settle cases as a cost saving method.

KPM #5	Customer Service - Percentage of customers rating their satisfaction with agency's customer service as "good" or "excellent": overall, timeliness, accuracy, helpfulness, expertise, availability of information.
	Data Collection Period: Jan 01 - Dec 31



Report Year	2019	2020	2021	2022	2023
Overall					
Actual	85.50	92	88	86	84
Target	95	95	95	95	95
Accuracy					
Actual	86	96	90	88	86
Target	85	85	85	85	85
Timeliness					
Actual	87	95	91	90	84
Target	90	90	90	90	90
Helpfulness					
Actual	84	92	87	86	84
Target	95	95	95	95	95
Expertise					
Actual	85	92	88	91	88
Target	90	90	90	90	90
Availability of Information					
Actual	84	90	90	88	85
Target	75	80	80	80	80

The data includes 354 responses for 2022. Our overall satisfaction score was 84%. OGEC's expertise was rated 88% which was the agency's highest rated metric. OGEC continues to focus on our customer service by looking for improvements in each year. The front office remained fully staffed during the COVID-19 pandemic to ensure all questions and concerns were handled in a timely and efficient manner.

Factors Affecting Results

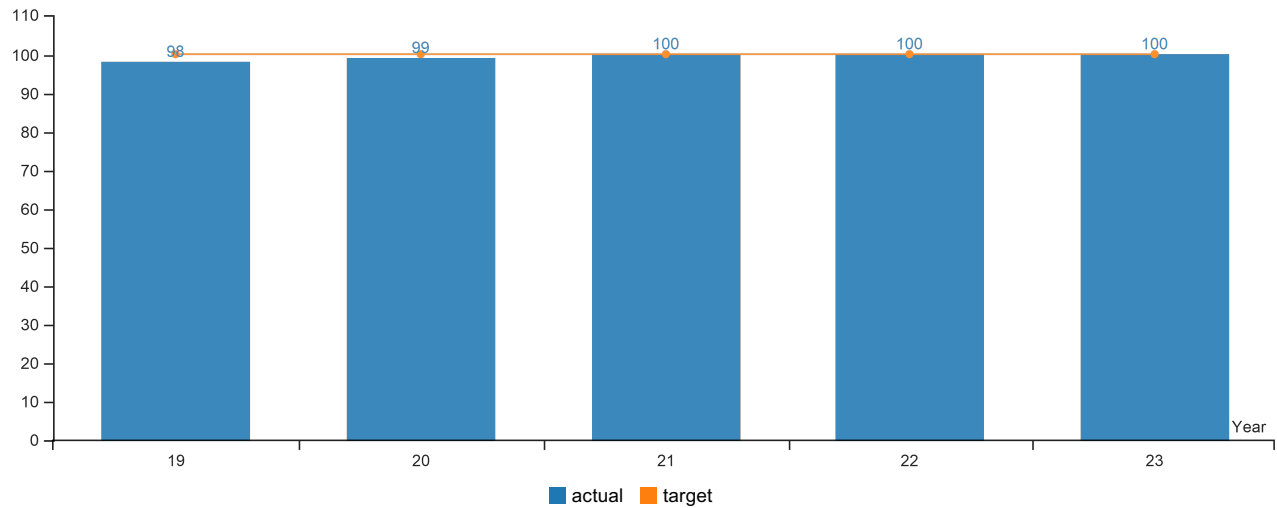
During the 2022 Legislative Session, House Bill 4114 was passed which required all school board members of each common and union high school district to file the annual Statement of Economic Interest, starting in 2023. Even though the bill was not effective until 2023, it had a negative impact on OGEC's 2022 Customer Service Survey as multiple school board members used the survey to express their displeasure with the bill being passed and implemented.

OGEC continues to be impacted by 2019 House Bill 3377 which requires lobbyists to take "Respectful Workplace" trainings provided by the Legislative Equity's Office. OGEC's responsibility is to provide a reporting mechanism for the lobbyists to report completed trainings. Due to turnover in the Legislative Equity's Office, there was a significant negative impact on OGEC's customer service results as lobbyists were and continue to be unable to communicate successfully with the Legislative Equity's Office representative.

Many constituents shared their appreciation for OGEC's quick responses and ability to provide advice and opinions on issues they face as public officials and lobbyists.

KPM #6	Governance Best Practices - Percent of total best practices met by the commission.
	Data Collection Period: Jan 01 - Dec 31

* Upward Trend = positive result



Report Year	2019	2020	2021	2022	2023
Best Practices					
Actual	98	99	100	100	100
Target	100	100	100	100	100

How Are We Doing

The Commission staff collaborated with Commission members to help draft bills that were presented in the 2023 Legislative Session. OGEC continues to actively include and engage Commissioners in ongoing projects and goals. The Commission members spoke highly of the staffing and leadership of OGEC, as well as OGEC’s ability to maintain smooth operations during COVID and staff turnover. The Commission applauds itself for being able to maintain its nonpartisanship makeup and neutrality with cases that come before them.

Factors Affecting Results

The Commission experienced some turnover in 2022 due to resignations and term expirations but also benefited from the passage of Senate Bill 63 in the 2021 Legislative Session. The Commission was able to confirm the first two Commissioners serving a second term in the beginning in 2022. The Commission continues to utilize the hybrid meeting setup which was implemented during the COVID-19 pandemic, which has allowed increased participation and flexibility. OGEC will continue to encourage Commissioner involvement in best practices to ensure successful outcomes.

2021 SECRETARY OF STATE AUDIT RESPONSE

Oregon Government Ethics Commission

In May 2021, the Secretary of State released its audit report, *Oregon's Ethics Commission and Laws Could Be Better Leveraged to Improve Ethical Culture and Trust in Government*. The audit report included fourteen recommendations, nine of which required legislative action and five of which did not. The audit report's legislative recommendations included limiting commissioners' political activities, extending commissioner terms, permitting anonymous complaints, requiring ethics training for public officials, permitting additional time for preliminary reviews, and requiring school board members to file Statements of Economic Interest (SEI). Included among the five recommendations that did not require legislative action were for OGEC to produce a quarterly newsletter, establish a social media presence, update *A Guide for Public Officials*, and expand OGEC's training options. None of the recommendations and corresponding implementations had any new or enhanced funding or savings in the budget.

Prior to release of the audit report, OGEC had drafted two legislative concepts to permit a second four-year term for commissioners (2021 SB63) and extend the preliminary review period (2021 SB60). Both bills were passed and went into effect on January 1, 2022. Additionally, the Legislature passed HB4114 in 2022 which required all union or common school district board members to file SEIs, effective January 2023.

OGEC has already implemented many of the audit's recommendations, such as updating *A Guide for Public Officials* (April 2021), creating a social media presence with both LinkedIn and Twitter (June 2021), establishing an *Ethical Code of Conduct* (May 2022), and publishing *Ethics Matters* (March 2021), a quarterly newsletter. OGEC has two Policy Option Packages that also support the audit recommendations. Policy Option Package #101 addresses reporting and auditing procedures within CMS with much needed updates and enhancements to OGEC's custom applications. Policy Option Package #102 supports the recommendation to expand training options, including providing more virtual and online trainings with the implementation of a Training & Development Specialist 2.

OGEC recently sent a status update to the Secretary of State in May 2022, and will continue to look for new ways to implement the audit's recommendations.

2023-25 AFFIRMATIVE ACTION REPORT

2021-2023 Affirmative Action Progress Report

During the 2021-23 biennium, OGEC has continued to work toward meeting its affirmative action, diversity, equity, inclusion, and ADA goals, which has led to meaningful change. In reviewing the recruitment process with Office of Cultural Change (OCC), OGEC realized some gaps in the recruitment process and has begun creating processes to improve the overall recruitment structures. Since that discovery, OGEC staff has begun the work to update the overall internal recruitment process, including updating job announcements to include more inclusive verbiage, partnering with OCC to review verbiage and sharing job announcements with Partners in Diversity. OGEC has and continues to utilize annual staff and customer service evaluations to embrace the opportunity for improvement of its hiring practices to ensure that affirmative action and diversity goals are met.

OGEC Commissioners and staff ratios have historically remained consistent in terms of the protected classes. At the time of this report, the Commission is comprised of seven Commissioners, four Caucasian men, two Caucasian women, and one Native American woman. There are currently eight OGEC staff comprised of two Caucasian men, one Hispanic/Latino woman, and five Caucasian women. In the past biennium, there has been a noted shift in the classification of worker generations. In previous years, a significant portion of the staff was classified as Baby Boomers. As of June 2022, OGEC staff include two Millennials, three Generation X, and three Baby Boomers, a much a wider range in the generations.

In 2021, OGEC experienced two retirements and one transfer to another agency, which dramatically increased the number of recruitments. At the time of this report, in June 2022, OGEC has completed two recruitments and is mid process of another recruitment. OGEC utilized these recent hiring opportunities to update its application and recruitment processes, in partnership with OCC. Largely due to Covid-19 restrictions, OGEC did not participate in any job fairs in 2021, but it will do so in the future.

The opportunity for promotion within the agency varies because of the diverse nature of the limited positions, but employees are urged to cross-train whenever possible so that they may take advantage of those opportunities when they do occur. OGEC's Executive Director promotes and encourages career developmental training.

2023-2025 Affirmative Action Objectives

In the 2023-25 biennium, OGEC will pursue the following Affirmative Action strategies, supporting goals, and implementation processes:

Strategy 1 - Revise Recruitment Processes.

Actions:

- Audit current recruitment processes.
- Share employment opportunities with the Office of Cultural Change, Partners in Diversity, and other community-based organizations that serve historically marginalized communities.
- Research and connect with community job fairs to increase access to OGEC employment opportunities.

Strategy 2 - Update Outreach Processes.

Actions:

- Hire a Training & Development Specialist 2 to ensure OGEC trainings and opportunities are accessible to all, including historically marginalized communities.
- Review current outreach processes.
- Connect with other community-based organizations that serve historically marginalized communities.
- Educate staff and Commission members on affirmative action processes quarterly.

Strategy 3 - Increase Awareness of Diversity, Equity, and Inclusion among OGEC Commissioners and staff.

Actions:

- Hire a Training & Development Specialist 2 with direct DEI experience.
- Stream all Department of Administrative Services and Office of Cultural Change DEI events in conference room.
- Share and encourage participation by OGEC staff in all DEI events and educational opportunities, such as the Annual DEI Conference.

Our strategies to revise and update our current processes, while encouraging an awareness of the importance of diversity, equity, and inclusion within our Commission and staff, will be implemented over the next biennium. We hope to continue the process of breaking down barriers and creating an inclusive working environment so that all OGEC employees and Commissioners can thrive and feel that they truly belong.

Oregon Government Ethics Commission

**Summary Cross Reference Listing and Packages
2023-25 Biennium**

Agency Number: 19900

BAM Analyst: Lisper, Michelle

Budget Coordinator: McFadden, Lindsey - (971)900-9757

Cross Reference Number	Cross Reference Description	Package Number	Priority	Package Description	Package Group
010-00-00-00000	General Program	010	0	Vacancy Factor and Non-ORPICS Personal Services	Essential Packages
010-00-00-00000	General Program	021	0	Phase-in	Essential Packages
010-00-00-00000	General Program	022	0	Phase-out Pgm & One-time Costs	Essential Packages
010-00-00-00000	General Program	031	0	Standard Inflation	Essential Packages
010-00-00-00000	General Program	032	0	Above Standard Inflation	Essential Packages
010-00-00-00000	General Program	033	0	Exceptional Inflation	Essential Packages
010-00-00-00000	General Program	070	0	Revenue Shortfalls	Policy Packages
010-00-00-00000	General Program	081	0	June 2022 Emergency Board	Policy Packages
010-00-00-00000	General Program	090	0	Analyst Adjustments	Policy Packages
010-00-00-00000	General Program	091	0	Additional Analyst Adjustments	Policy Packages
010-00-00-00000	General Program	092	0	Statewide AG Adjustment	Policy Packages
010-00-00-00000	General Program	093	0	Statewide Adjustment DAS Chgs	Policy Packages
010-00-00-00000	General Program	801	0	LFO Analyst Adjustments	Policy Packages
010-00-00-00000	General Program	802	0	Vacant Position Reductions	Policy Packages
010-00-00-00000	General Program	810	0	Statewide Adjustments	Policy Packages
010-00-00-00000	General Program	811	0	Budget Reconciliation	Policy Packages
010-00-00-00000	General Program	813	0	Policy Bills	Policy Packages
010-00-00-00000	General Program	816	0	Capital Construction	Policy Packages
010-00-00-00000	General Program	101	0	EFS-CMS System Updates	Policy Packages
010-00-00-00000	General Program	102	0	Training & Development Specialist 2	Policy Packages
010-00-00-00000	General Program	103	0	Increased Telecommunication Costs	Policy Packages

Oregon Government Ethics Commission

Agency Number: 19900

Budget Support - Detail Revenues and Expenditures

Cross Reference Number: 19900-000-00-00-00000

2023-25 Biennium

Oregon Government Ethics Commission

<i>Description</i>	<i>2019-21 Actuals</i>	<i>2021-23 Leg Adopted Budget</i>	<i>2021-23 Leg Approved Budget</i>	<i>2023-25 Agency Request Budget</i>	<i>2023-25 Governor's Budget</i>	<i>2023-25 Leg. Adopted Budget</i>
BEGINNING BALANCE						
0025 Beginning Balance						
3400 Other Funds Ltd	733,750	715,787	715,787	715,787	715,787	715,787
0030 Beginning Balance Adjustment						
3400 Other Funds Ltd	-	(49,100)	(49,100)	(114,766)	(114,766)	(114,766)
BEGINNING BALANCE						
3400 Other Funds Ltd	733,750	666,687	666,687	601,021	601,021	601,021
TOTAL BEGINNING BALANCE	\$733,750	\$666,687	\$666,687	\$601,021	\$601,021	\$601,021
REVENUE CATEGORIES						
CHARGES FOR SERVICES						
0415 Admin and Service Charges						
3400 Other Funds Ltd	2,944,913	3,050,688	3,050,688	3,830,722	3,830,722	5,352,395
FINES, RENTS AND ROYALTIES						
0505 Fines and Forfeitures						
8800 General Fund Revenue	59,675	30,000	30,000	50,000	50,000	50,000
OTHER						
0975 Other Revenues						
3400 Other Funds Ltd	294	-	-	-	-	-
TRANSFERS IN						
1107 Tsfr From Administrative Svcs						
3400 Other Funds Ltd	8,717	-	-	-	-	-
REVENUE CATEGORIES						
3400 Other Funds Ltd	2,953,924	3,050,688	3,050,688	3,830,722	3,830,722	5,352,395

Oregon Government Ethics Commission

Agency Number: 19900

Budget Support - Detail Revenues and Expenditures

Cross Reference Number: 19900-000-00-00-00000

2023-25 Biennium

Oregon Government Ethics Commission

<i>Description</i>	<i>2019-21 Actuals</i>	<i>2021-23 Leg Adopted Budget</i>	<i>2021-23 Leg Approved Budget</i>	<i>2023-25 Agency Request Budget</i>	<i>2023-25 Governor's Budget</i>	<i>2023-25 Leg. Adopted Budget</i>
8800 General Fund Revenue	59,675	30,000	30,000	50,000	50,000	50,000
TOTAL REVENUE CATEGORIES	\$3,013,599	\$3,080,688	\$3,080,688	\$3,880,722	\$3,880,722	\$5,402,395
TRANSFERS OUT						
2060 Transfer to General Fund						
8800 General Fund Revenue	(59,675)	(30,000)	(30,000)	(50,000)	(50,000)	(50,000)
AVAILABLE REVENUES						
3400 Other Funds Ltd	3,687,674	3,717,375	3,717,375	4,431,743	4,431,743	5,953,416
TOTAL AVAILABLE REVENUES	\$3,687,674	\$3,717,375	\$3,717,375	\$4,431,743	\$4,431,743	\$5,953,416
EXPENDITURES						
PERSONAL SERVICES						
SALARIES & WAGES						
3110 Class/Unclass Sal. and Per Diem						
3400 Other Funds Ltd	1,214,235	1,319,016	1,386,990	1,470,384	1,470,384	1,884,366
3115 Board Member Stipend						
3400 Other Funds Ltd	-	-	-	29,065	29,065	29,065
3160 Temporary Appointments						
3400 Other Funds Ltd	24,739	505	505	526	526	526
3170 Overtime Payments						
3400 Other Funds Ltd	3,998	-	-	-	-	-
SALARIES & WAGES						
3400 Other Funds Ltd	1,242,972	1,319,521	1,387,495	1,499,975	1,499,975	1,913,957
TOTAL SALARIES & WAGES	\$1,242,972	\$1,319,521	\$1,387,495	\$1,499,975	\$1,499,975	\$1,913,957
OTHER PAYROLL EXPENSES						

Description	2019-21 Actuals	2021-23 Leg Adopted Budget	2021-23 Leg Approved Budget	2023-25 Agency Request Budget	2023-25 Governor's Budget	2023-25 Leg. Adopted Budget
3210 Empl. Rel. Bd. Assessments						
3400 Other Funds Ltd	431	522	522	523	523	718
3220 Public Employees' Retire Cont						
3400 Other Funds Ltd	227,421	222,863	234,399	260,267	260,267	334,452
3221 Pension Obligation Bond						
3400 Other Funds Ltd	68,978	76,403	72,611	71,311	71,311	71,311
3230 Social Security Taxes						
3400 Other Funds Ltd	94,659	100,943	106,143	112,526	112,526	144,194
3241 Paid Family Medical Leave Insurance						
3400 Other Funds Ltd	-	-	-	5,720	5,720	7,376
3250 Worker's Comp. Assess. (WCD)						
3400 Other Funds Ltd	358	414	414	454	454	624
3260 Mass Transit Tax						
3400 Other Funds Ltd	7,472	7,917	8,325	8,999	8,999	11,483
3270 Flexible Benefits						
3400 Other Funds Ltd	276,847	344,088	344,088	391,050	391,050	539,550
OTHER PAYROLL EXPENSES						
3400 Other Funds Ltd	676,166	753,150	766,502	850,850	850,850	1,109,708
TOTAL OTHER PAYROLL EXPENSES	\$676,166	\$753,150	\$766,502	\$850,850	\$850,850	\$1,109,708
P.S. BUDGET ADJUSTMENTS						
3455 Vacancy Savings						
3400 Other Funds Ltd	-	(9,997)	(9,997)	-	-	-
3465 Reconciliation Adjustment						

Description	2019-21 Actuals	2021-23 Leg Adopted Budget	2021-23 Leg Approved Budget	2023-25 Agency Request Budget	2023-25 Governor's Budget	2023-25 Leg. Adopted Budget
3400 Other Funds Ltd	-	-	-	-	-	102,803
P.S. BUDGET ADJUSTMENTS						
3400 Other Funds Ltd	-	(9,997)	(9,997)	-	-	102,803
TOTAL P.S. BUDGET ADJUSTMENTS	-	(\$9,997)	(\$9,997)	-	-	\$102,803
PERSONAL SERVICES						
3400 Other Funds Ltd	1,919,138	2,062,674	2,144,000	2,350,825	2,350,825	3,126,468
TOTAL PERSONAL SERVICES	\$1,919,138	\$2,062,674	\$2,144,000	\$2,350,825	\$2,350,825	\$3,126,468
SERVICES & SUPPLIES						
4100 Instate Travel						
3400 Other Funds Ltd	4,217	20,297	20,297	21,956	21,956	23,567
4150 Employee Training						
3400 Other Funds Ltd	4,076	7,665	7,665	12,172	12,172	20,242
4175 Office Expenses						
3400 Other Funds Ltd	14,376	21,560	21,560	24,857	24,857	35,018
4200 Telecommunications						
3400 Other Funds Ltd	28,090	20,270	20,270	37,623	37,623	43,879
4225 State Gov. Service Charges						
3400 Other Funds Ltd	58,031	68,792	68,792	88,168	85,062	87,495
4250 Data Processing						
3400 Other Funds Ltd	41,404	110,682	110,682	116,109	116,109	118,500
4275 Publicity and Publications						
3400 Other Funds Ltd	87	-	-	597	597	1,793
4300 Professional Services						

Oregon Government Ethics Commission

Agency Number: 19900

Budget Support - Detail Revenues and Expenditures

Cross Reference Number: 19900-000-00-00-00000

2023-25 Biennium

Oregon Government Ethics Commission

<i>Description</i>	<i>2019-21 Actuals</i>	<i>2021-23 Leg Adopted Budget</i>	<i>2021-23 Leg Approved Budget</i>	<i>2023-25 Agency Request Budget</i>	<i>2023-25 Governor's Budget</i>	<i>2023-25 Leg. Adopted Budget</i>
3400 Other Funds Ltd	7,364	10,429	10,429	11,347	11,347	11,347
4315 IT Professional Services						
3400 Other Funds Ltd	303,400	342,040	342,040	631,880	631,880	789,480
4325 Attorney General						
3400 Other Funds Ltd	248,303	210,621	210,621	247,838	236,388	232,720
4375 Employee Recruitment and Develop						
3400 Other Funds Ltd	-	2,689	2,689	3,280	3,280	4,475
4400 Dues and Subscriptions						
3400 Other Funds Ltd	272	487	487	1,104	1,104	2,299
4425 Facilities Rental and Taxes						
3400 Other Funds Ltd	91,281	102,303	102,303	106,600	106,600	193,000
4575 Agency Program Related S and S						
3400 Other Funds Ltd	1,100	-	-	-	-	400,000
4650 Other Services and Supplies						
3400 Other Funds Ltd	87,174	242,764	242,764	268,519	241,122	301,493
4700 Expendable Prop 250 - 5000						
3400 Other Funds Ltd	1,267	8,236	8,236	16,452	16,452	23,627
4715 IT Expendable Property						
3400 Other Funds Ltd	14,926	-	-	-	-	-
SERVICES & SUPPLIES						
3400 Other Funds Ltd	905,368	1,168,835	1,168,835	1,588,502	1,546,549	2,288,935
TOTAL SERVICES & SUPPLIES	\$905,368	\$1,168,835	\$1,168,835	\$1,588,502	\$1,546,549	\$2,288,935

EXPENDITURES

09/14/23
8:33 AM

Oregon Government Ethics Commission

Agency Number: 19900

Budget Support - Detail Revenues and Expenditures

Cross Reference Number: 19900-000-00-00-00000

2023-25 Biennium

Oregon Government Ethics Commission

<i>Description</i>	<i>2019-21 Actuals</i>	<i>2021-23 Leg Adopted Budget</i>	<i>2021-23 Leg Approved Budget</i>	<i>2023-25 Agency Request Budget</i>	<i>2023-25 Governor's Budget</i>	<i>2023-25 Leg. Adopted Budget</i>
3400 Other Funds Ltd	2,824,506	3,231,509	3,312,835	3,939,327	3,897,374	5,415,403
TOTAL EXPENDITURES	\$2,824,506	\$3,231,509	\$3,312,835	\$3,939,327	\$3,897,374	\$5,415,403
ENDING BALANCE						
3400 Other Funds Ltd	863,168	485,866	404,540	492,416	534,369	538,013
TOTAL ENDING BALANCE	\$863,168	\$485,866	\$404,540	\$492,416	\$534,369	\$538,013
AUTHORIZED POSITIONS						
8150 Class/Unclass Positions	9	9	9	10	10	15
TOTAL AUTHORIZED POSITIONS	9	9	9	10	10	15
AUTHORIZED FTE						
8250 Class/Unclass FTE Positions	9.00	9.00	9.00	9.88	9.88	13.63
TOTAL AUTHORIZED FTE	9.00	9.00	9.00	9.88	9.88	13.63

Budget Support - Detail Revenues and Expenditures
 2023-25 Biennium
 General Program

Cross Reference Number: 19900-010-00-00-00000

Description	2019-21 Actuals	2021-23 Leg Adopted Budget	2021-23 Leg Approved Budget	2023-25 Agency Request Budget	2023-25 Governor's Budget	2023-25 Leg. Adopted Budget
BEGINNING BALANCE						
0025 Beginning Balance						
3400 Other Funds Ltd	733,750	715,787	715,787	715,787	715,787	715,787
0030 Beginning Balance Adjustment						
3400 Other Funds Ltd	-	(49,100)	(49,100)	(114,766)	(114,766)	(114,766)
BEGINNING BALANCE						
3400 Other Funds Ltd	733,750	666,687	666,687	601,021	601,021	601,021
TOTAL BEGINNING BALANCE	\$733,750	\$666,687	\$666,687	\$601,021	\$601,021	\$601,021
REVENUE CATEGORIES						
CHARGES FOR SERVICES						
0415 Admin and Service Charges						
3400 Other Funds Ltd	2,944,913	3,050,688	3,050,688	3,830,722	3,830,722	5,352,395
FINES, RENTS AND ROYALTIES						
0505 Fines and Forfeitures						
8800 General Fund Revenue	59,675	30,000	30,000	50,000	50,000	50,000
OTHER						
0975 Other Revenues						
3400 Other Funds Ltd	294	-	-	-	-	-
TRANSFERS IN						
1107 Tsfr From Administrative Svcs						
3400 Other Funds Ltd	8,717	-	-	-	-	-
REVENUE CATEGORIES						
3400 Other Funds Ltd	2,953,924	3,050,688	3,050,688	3,830,722	3,830,722	5,352,395

Budget Support - Detail Revenues and Expenditures
 2023-25 Biennium
 General Program

Cross Reference Number: 19900-010-00-00-00000

Description	2019-21 Actuals	2021-23 Leg Adopted Budget	2021-23 Leg Approved Budget	2023-25 Agency Request Budget	2023-25 Governor's Budget	2023-25 Leg. Adopted Budget
8800 General Fund Revenue	59,675	30,000	30,000	50,000	50,000	50,000
TOTAL REVENUE CATEGORIES	\$3,013,599	\$3,080,688	\$3,080,688	\$3,880,722	\$3,880,722	\$5,402,395
TRANSFERS OUT						
2060 Transfer to General Fund						
8800 General Fund Revenue	(59,675)	(30,000)	(30,000)	(50,000)	(50,000)	(50,000)
AVAILABLE REVENUES						
3400 Other Funds Ltd	3,687,674	3,717,375	3,717,375	4,431,743	4,431,743	5,953,416
TOTAL AVAILABLE REVENUES	\$3,687,674	\$3,717,375	\$3,717,375	\$4,431,743	\$4,431,743	\$5,953,416
EXPENDITURES						
PERSONAL SERVICES						
SALARIES & WAGES						
3110 Class/Unclass Sal. and Per Diem						
3400 Other Funds Ltd	1,214,235	1,319,016	1,386,990	1,470,384	1,470,384	1,884,366
3115 Board Member Stipend						
3400 Other Funds Ltd	-	-	-	29,065	29,065	29,065
3160 Temporary Appointments						
3400 Other Funds Ltd	24,739	505	505	526	526	526
3170 Overtime Payments						
3400 Other Funds Ltd	3,998	-	-	-	-	-
SALARIES & WAGES						
3400 Other Funds Ltd	1,242,972	1,319,521	1,387,495	1,499,975	1,499,975	1,913,957
TOTAL SALARIES & WAGES	\$1,242,972	\$1,319,521	\$1,387,495	\$1,499,975	\$1,499,975	\$1,913,957
OTHER PAYROLL EXPENSES						

Budget Support - Detail Revenues and Expenditures

Cross Reference Number: 19900-010-00-00-00000

2023-25 Biennium

General Program

Description	2019-21 Actuals	2021-23 Leg Adopted Budget	2021-23 Leg Approved Budget	2023-25 Agency Request Budget	2023-25 Governor's Budget	2023-25 Leg. Adopted Budget
3210 Empl. Rel. Bd. Assessments						
3400 Other Funds Ltd	431	522	522	523	523	718
3220 Public Employees' Retire Cont						
3400 Other Funds Ltd	227,421	222,863	234,399	260,267	260,267	334,452
3221 Pension Obligation Bond						
3400 Other Funds Ltd	68,978	76,403	72,611	71,311	71,311	71,311
3230 Social Security Taxes						
3400 Other Funds Ltd	94,659	100,943	106,143	112,526	112,526	144,194
3241 Paid Family Medical Leave Insurance						
3400 Other Funds Ltd	-	-	-	5,720	5,720	7,376
3250 Worker's Comp. Assess. (WCD)						
3400 Other Funds Ltd	358	414	414	454	454	624
3260 Mass Transit Tax						
3400 Other Funds Ltd	7,472	7,917	8,325	8,999	8,999	11,483
3270 Flexible Benefits						
3400 Other Funds Ltd	276,847	344,088	344,088	391,050	391,050	539,550
OTHER PAYROLL EXPENSES						
3400 Other Funds Ltd	676,166	753,150	766,502	850,850	850,850	1,109,708
TOTAL OTHER PAYROLL EXPENSES	\$676,166	\$753,150	\$766,502	\$850,850	\$850,850	\$1,109,708
P.S. BUDGET ADJUSTMENTS						
3455 Vacancy Savings						
3400 Other Funds Ltd	-	(9,997)	(9,997)	-	-	-
3465 Reconciliation Adjustment						

Budget Support - Detail Revenues and Expenditures
 2023-25 Biennium
 General Program

Cross Reference Number: 19900-010-00-00-00000

Description	2019-21 Actuals	2021-23 Leg Adopted Budget	2021-23 Leg Approved Budget	2023-25 Agency Request Budget	2023-25 Governor's Budget	2023-25 Leg. Adopted Budget
3400 Other Funds Ltd	-	-	-	-	-	102,803
P.S. BUDGET ADJUSTMENTS						
3400 Other Funds Ltd	-	(9,997)	(9,997)	-	-	102,803
TOTAL P.S. BUDGET ADJUSTMENTS	-	(\$9,997)	(\$9,997)	-	-	\$102,803
PERSONAL SERVICES						
3400 Other Funds Ltd	1,919,138	2,062,674	2,144,000	2,350,825	2,350,825	3,126,468
TOTAL PERSONAL SERVICES	\$1,919,138	\$2,062,674	\$2,144,000	\$2,350,825	\$2,350,825	\$3,126,468
SERVICES & SUPPLIES						
4100 Instate Travel						
3400 Other Funds Ltd	4,217	20,297	20,297	21,956	21,956	23,567
4150 Employee Training						
3400 Other Funds Ltd	4,076	7,665	7,665	12,172	12,172	20,242
4175 Office Expenses						
3400 Other Funds Ltd	14,376	21,560	21,560	24,857	24,857	35,018
4200 Telecommunications						
3400 Other Funds Ltd	28,090	20,270	20,270	37,623	37,623	43,879
4225 State Gov. Service Charges						
3400 Other Funds Ltd	58,031	68,792	68,792	88,168	85,062	87,495
4250 Data Processing						
3400 Other Funds Ltd	41,404	110,682	110,682	116,109	116,109	118,500
4275 Publicity and Publications						
3400 Other Funds Ltd	87	-	-	597	597	1,793
4300 Professional Services						

Budget Support - Detail Revenues and Expenditures

Cross Reference Number: 19900-010-00-00-00000

2023-25 Biennium

General Program

Description	2019-21 Actuals	2021-23 Leg Adopted Budget	2021-23 Leg Approved Budget	2023-25 Agency Request Budget	2023-25 Governor's Budget	2023-25 Leg. Adopted Budget
3400 Other Funds Ltd	7,364	10,429	10,429	11,347	11,347	11,347
4315 IT Professional Services						
3400 Other Funds Ltd	303,400	342,040	342,040	631,880	631,880	789,480
4325 Attorney General						
3400 Other Funds Ltd	248,303	210,621	210,621	247,838	236,388	232,720
4375 Employee Recruitment and Develop						
3400 Other Funds Ltd	-	2,689	2,689	3,280	3,280	4,475
4400 Dues and Subscriptions						
3400 Other Funds Ltd	272	487	487	1,104	1,104	2,299
4425 Facilities Rental and Taxes						
3400 Other Funds Ltd	91,281	102,303	102,303	106,600	106,600	193,000
4575 Agency Program Related S and S						
3400 Other Funds Ltd	1,100	-	-	-	-	400,000
4650 Other Services and Supplies						
3400 Other Funds Ltd	87,174	242,764	242,764	268,519	241,122	301,493
4700 Expendable Prop 250 - 5000						
3400 Other Funds Ltd	1,267	8,236	8,236	16,452	16,452	23,627
4715 IT Expendable Property						
3400 Other Funds Ltd	14,926	-	-	-	-	-
SERVICES & SUPPLIES						
3400 Other Funds Ltd	905,368	1,168,835	1,168,835	1,588,502	1,546,549	2,288,935
TOTAL SERVICES & SUPPLIES	\$905,368	\$1,168,835	\$1,168,835	\$1,588,502	\$1,546,549	\$2,288,935

EXPENDITURES

Budget Support - Detail Revenues and Expenditures

Cross Reference Number: 19900-010-00-00-00000

2023-25 Biennium

General Program

Description	2019-21 Actuals	2021-23 Leg Adopted Budget	2021-23 Leg Approved Budget	2023-25 Agency Request Budget	2023-25 Governor's Budget	2023-25 Leg. Adopted Budget
3400 Other Funds Ltd	2,824,506	3,231,509	3,312,835	3,939,327	3,897,374	5,415,403
TOTAL EXPENDITURES	\$2,824,506	\$3,231,509	\$3,312,835	\$3,939,327	\$3,897,374	\$5,415,403
ENDING BALANCE						
3400 Other Funds Ltd	863,168	485,866	404,540	492,416	534,369	538,013
TOTAL ENDING BALANCE	\$863,168	\$485,866	\$404,540	\$492,416	\$534,369	\$538,013
AUTHORIZED POSITIONS						
8150 Class/Unclass Positions	9	9	9	10	10	15
TOTAL AUTHORIZED POSITIONS	9	9	9	10	10	15
AUTHORIZED FTE						
8250 Class/Unclass FTE Positions	9.00	9.00	9.00	9.88	9.88	13.63
TOTAL AUTHORIZED FTE	9.00	9.00	9.00	9.88	9.88	13.63

Description	Governor's Budget (Y-01) 2023-25 Base Budget	Leg. Adopted Budget (Z-01) 2023-25 Base Budget	Column 2 minus Column 1	% Change from Column 1 to Column 2
	Column 1	Column 2		
BEGINNING BALANCE				
0025 Beginning Balance				
3400 Other Funds Ltd	715,787	715,787	0	-
0030 Beginning Balance Adjustment				
3400 Other Funds Ltd	(114,766)	(114,766)	0	-
TOTAL BEGINNING BALANCE				
3400 Other Funds Ltd	601,021	601,021	0	-
REVENUE CATEGORIES				
CHARGES FOR SERVICES				
0415 Admin and Service Charges				
3400 Other Funds Ltd	3,830,722	5,352,395	1,521,673	39.72%
FINES, RENTS AND ROYALTIES				
0505 Fines and Forfeitures				
8800 General Fund Revenue	50,000	50,000	0	-
TOTAL REVENUES				
3400 Other Funds Ltd	3,830,722	5,352,395	1,521,673	39.72%
8800 General Fund Revenue	50,000	50,000	0	-
TOTAL REVENUES	\$3,880,722	\$5,402,395	\$1,521,673	39.21%

TRANSFERS OUT

2060 Transfer to General Fund				
8800 General Fund Revenue	(50,000)	(50,000)	0	-
AVAILABLE REVENUES				
3400 Other Funds Ltd	4,431,743	5,953,416	1,521,673	34.34%

EXPENDITURES

Description	Governor's Budget (Y-01) 2023-25 Base Budget	Leg. Adopted Budget (Z-01) 2023-25 Base Budget	Column 2 minus Column 1	% Change from Column 1 to Column 2
	Column 1	Column 2		
PERSONAL SERVICES				
SALARIES & WAGES				
3110 Class/Unclass Sal. and Per Diem				
3400 Other Funds Ltd	1,349,256	1,349,256	0	-
3160 Temporary Appointments				
3400 Other Funds Ltd	505	505	0	-
TOTAL SALARIES & WAGES				
3400 Other Funds Ltd	1,349,761	1,349,761	0	-
OTHER PAYROLL EXPENSES				
3210 Empl. Rel. Bd. Assessments				
3400 Other Funds Ltd	477	477	0	-
3220 Public Employees' Retire Cont				
3400 Other Funds Ltd	238,561	238,561	0	-
3221 Pension Obligation Bond				
3400 Other Funds Ltd	72,611	72,611	0	-
3230 Social Security Taxes				
3400 Other Funds Ltd	103,258	103,258	0	-
3241 Paid Family Medical Leave Insurance				
3400 Other Funds Ltd	5,235	5,235	0	-
3250 Worker's Comp. Assess. (WCD)				
3400 Other Funds Ltd	414	414	0	-
3260 Mass Transit Tax				
3400 Other Funds Ltd	8,325	8,325	0	-
3270 Flexible Benefits				

Description	Governor's Budget (Y-01) 2023-25 Base Budget	Leg. Adopted Budget (Z-01) 2023-25 Base Budget	Column 2 minus Column 1	% Change from Column 1 to Column 2
	Column 1	Column 2		
3400 Other Funds Ltd	356,400	356,400	0	-
TOTAL OTHER PAYROLL EXPENSES				
3400 Other Funds Ltd	785,281	785,281	0	-
P.S. BUDGET ADJUSTMENTS				
3455 Vacancy Savings				
3400 Other Funds Ltd	(9,997)	(9,997)	0	-
TOTAL PERSONAL SERVICES				
3400 Other Funds Ltd	2,125,045	2,125,045	0	-
SERVICES & SUPPLIES				
4100 Instate Travel				
3400 Other Funds Ltd	20,297	20,297	0	-
4150 Employee Training				
3400 Other Funds Ltd	7,665	7,665	0	-
4175 Office Expenses				
3400 Other Funds Ltd	21,560	21,560	0	-
4200 Telecommunications				
3400 Other Funds Ltd	20,270	20,270	0	-
4225 State Gov. Service Charges				
3400 Other Funds Ltd	68,792	68,792	0	-
4250 Data Processing				
3400 Other Funds Ltd	110,682	110,682	0	-
4300 Professional Services				
3400 Other Funds Ltd	10,429	10,429	0	-
4315 IT Professional Services				

Description	Governor's Budget (Y-01) 2023-25 Base Budget	Leg. Adopted Budget (Z-01) 2023-25 Base Budget	Column 2 minus Column 1	% Change from Column 1 to Column 2
	Column 1	Column 2		
3400 Other Funds Ltd	342,040	342,040	0	-
4325 Attorney General				
3400 Other Funds Ltd	210,621	210,621	0	-
4375 Employee Recruitment and Develop				
3400 Other Funds Ltd	2,689	2,689	0	-
4400 Dues and Subscriptions				
3400 Other Funds Ltd	487	487	0	-
4425 Facilities Rental and Taxes				
3400 Other Funds Ltd	102,303	102,303	0	-
4650 Other Services and Supplies				
3400 Other Funds Ltd	242,764	242,764	0	-
4700 Expendable Prop 250 - 5000				
3400 Other Funds Ltd	8,236	8,236	0	-
TOTAL SERVICES & SUPPLIES				
3400 Other Funds Ltd	1,168,835	1,168,835	0	-
TOTAL EXPENDITURES				
3400 Other Funds Ltd	3,293,880	3,293,880	0	-
ENDING BALANCE				
3400 Other Funds Ltd	1,137,863	2,659,536	1,521,673	133.73%
AUTHORIZED POSITIONS				
8150 Class/Unclass Positions	9	9	0	-
AUTHORIZED FTE				
8250 Class/Unclass FTE Positions	9.00	9.00	0	-

Package Comparison Report - Detail
 2023-25 Biennium
 General Program

Cross Reference Number: 19900-010-00-00-00000
 Package: Vacancy Factor and Non-ORPICS Personal Services
 Pkg Group: ESS Pkg Type: 010 Pkg Number: 010

Description	Governor's Budget (Y-01)	Leg. Adopted Budget (Z-01)	Column 2 Minus Column 1	% Change from Column 1 to Column 2
	Column 1	Column 2		

EXPENDITURES

PERSONAL SERVICES

SALARIES & WAGES

3115 Board Member Stipend

3400 Other Funds Ltd	29,065	29,065	0	0.00%
----------------------	--------	--------	---	-------

3160 Temporary Appointments

3400 Other Funds Ltd	21	21	0	0.00%
----------------------	----	----	---	-------

SALARIES & WAGES

3400 Other Funds Ltd	29,086	29,086	0	0.00%
----------------------	--------	--------	---	-------

TOTAL SALARIES & WAGES	\$29,086	\$29,086	\$0	0.00%
-----------------------------------	-----------------	-----------------	------------	--------------

OTHER PAYROLL EXPENSES

3221 Pension Obligation Bond

3400 Other Funds Ltd	(1,300)	(1,300)	0	0.00%
----------------------	---------	---------	---	-------

3230 Social Security Taxes

3400 Other Funds Ltd	2	2	0	0.00%
----------------------	---	---	---	-------

3260 Mass Transit Tax

3400 Other Funds Ltd	(52)	(52)	0	0.00%
----------------------	------	------	---	-------

OTHER PAYROLL EXPENSES

3400 Other Funds Ltd	(1,350)	(1,350)	0	0.00%
----------------------	---------	---------	---	-------

Oregon Government Ethics Commission

Agency Number: 19900

**Package Comparison Report - Detail
2023-25 Biennium
General Program**

**Cross Reference Number: 19900-010-00-00-00000
Package: Vacancy Factor and Non-ORPICS Personal Services
Pkg Group: ESS Pkg Type: 010 Pkg Number: 010**

Description	Governor's Budget (Y-01)	Leg. Adopted Budget (Z-01)	Column 2 Minus Column 1	% Change from Column 1 to Column 2
	Column 1	Column 2		
TOTAL OTHER PAYROLL EXPENSES	(\$1,350)	(\$1,350)	\$0	0.00%
P.S. BUDGET ADJUSTMENTS				
3455 Vacancy Savings				
3400 Other Funds Ltd	9,997	9,997	0	0.00%
P.S. BUDGET ADJUSTMENTS				
3400 Other Funds Ltd	9,997	9,997	0	0.00%
TOTAL P.S. BUDGET ADJUSTMENTS	\$9,997	\$9,997	\$0	0.00%
PERSONAL SERVICES				
3400 Other Funds Ltd	37,733	37,733	0	0.00%
TOTAL PERSONAL SERVICES	\$37,733	\$37,733	\$0	0.00%
EXPENDITURES				
3400 Other Funds Ltd	37,733	37,733	0	0.00%
TOTAL EXPENDITURES	\$37,733	\$37,733	\$0	0.00%
ENDING BALANCE				
3400 Other Funds Ltd	(37,733)	(37,733)	0	0.00%
TOTAL ENDING BALANCE	(\$37,733)	(\$37,733)	\$0	0.00%

Description	Governor's Budget (Y-01)	Leg. Adopted Budget (Z-01)	Column 2 Minus Column 1	% Change from Column 1 to Column 2
	Column 1	Column 2		

EXPENDITURES

SERVICES & SUPPLIES

4100 Instate Travel

3400 Other Funds Ltd 852 852 0 0.00%

4150 Employee Training

3400 Other Funds Ltd 322 322 0 0.00%

4175 Office Expenses

3400 Other Funds Ltd 906 906 0 0.00%

4200 Telecommunications

3400 Other Funds Ltd 851 851 0 0.00%

4225 State Gov. Service Charges

3400 Other Funds Ltd 19,376 19,376 0 0.00%

4250 Data Processing

3400 Other Funds Ltd 4,649 4,649 0 0.00%

4300 Professional Services

3400 Other Funds Ltd 918 918 0 0.00%

4315 IT Professional Services

3400 Other Funds Ltd 30,100 30,100 0 0.00%

4325 Attorney General

Oregon Government Ethics Commission

Agency Number: 19900

Package Comparison Report - Detail

Cross Reference Number: 19900-010-00-00-00000

2023-25 Biennium

Package: Standard Inflation

General Program

Pkg Group: ESS Pkg Type: 030 Pkg Number: 031

Description	Governor's Budget (Y-01)	Leg. Adopted Budget (Z-01)	Column 2 Minus Column 1	% Change from Column 1 to Column 2
	Column 1	Column 2		
3400 Other Funds Ltd	37,217	37,217	0	0.00%
4375 Employee Recruitment and Develop				
3400 Other Funds Ltd	113	113	0	0.00%
4400 Dues and Subscriptions				
3400 Other Funds Ltd	20	20	0	0.00%
4425 Facilities Rental and Taxes				
3400 Other Funds Ltd	4,297	4,297	0	0.00%
4650 Other Services and Supplies				
3400 Other Funds Ltd	10,196	10,196	0	0.00%
4700 Expendable Prop 250 - 5000				
3400 Other Funds Ltd	346	346	0	0.00%
SERVICES & SUPPLIES				
3400 Other Funds Ltd	110,163	110,163	0	0.00%
TOTAL SERVICES & SUPPLIES	\$110,163	\$110,163	\$0	0.00%
EXPENDITURES				
3400 Other Funds Ltd	110,163	110,163	0	0.00%
TOTAL EXPENDITURES	\$110,163	\$110,163	\$0	0.00%
ENDING BALANCE				
3400 Other Funds Ltd	(110,163)	(110,163)	0	0.00%

Package Comparison Report - Detail

Cross Reference Number: 19900-010-00-00-00000

2023-25 Biennium

Package: Standard Inflation

General Program

Pkg Group: ESS Pkg Type: 030 Pkg Number: 031

Description	Governor's Budget (Y-01)	Leg. Adopted Budget (Z-01)	Column 2 Minus Column 1	% Change from Column 1 to Column 2
	Column 1	Column 2		
TOTAL ENDING BALANCE	(\$110,163)	(\$110,163)	\$0	0.00%

Package Comparison Report - Detail
 2023-25 Biennium
 General Program

Cross Reference Number: 19900-010-00-00-00000
 Package: Statewide AG Adjustment
 Pkg Group: POL Pkg Type: 090 Pkg Number: 092

Description	Governor's Budget (Y-01)	Leg. Adopted Budget (Z-01)	Column 2 Minus Column 1	% Change from Column 1 to Column 2
	Column 1	Column 2		
EXPENDITURES				
SERVICES & SUPPLIES				
4325 Attorney General				
3400 Other Funds Ltd	(11,450)	-	11,450	100.00%
SERVICES & SUPPLIES				
3400 Other Funds Ltd	(11,450)	-	11,450	100.00%
TOTAL SERVICES & SUPPLIES	(\$11,450)	-	\$11,450	100.00%
EXPENDITURES				
3400 Other Funds Ltd	(11,450)	-	11,450	100.00%
TOTAL EXPENDITURES	(\$11,450)	-	\$11,450	100.00%
ENDING BALANCE				
3400 Other Funds Ltd	11,450	-	(11,450)	(100.00%)
TOTAL ENDING BALANCE	\$11,450	-	(\$11,450)	(100.00%)

Package Comparison Report - Detail
 2023-25 Biennium
 General Program

Cross Reference Number: 19900-010-00-00-00000
 Package: Statewide Adjustment DAS Chgs
 Pkg Group: POL Pkg Type: 090 Pkg Number: 093

Description	Governor's Budget (Y-01)	Leg. Adopted Budget (Z-01)	Column 2 Minus Column 1	% Change from Column 1 to Column 2
	Column 1	Column 2		
EXPENDITURES				
SERVICES & SUPPLIES				
4225 State Gov. Service Charges				
3400 Other Funds Ltd	(3,106)	-	3,106	100.00%
4650 Other Services and Supplies				
3400 Other Funds Ltd	(27,397)	-	27,397	100.00%
SERVICES & SUPPLIES				
3400 Other Funds Ltd	(30,503)	-	30,503	100.00%
TOTAL SERVICES & SUPPLIES	(\$30,503)	-	\$30,503	100.00%
EXPENDITURES				
3400 Other Funds Ltd	(30,503)	-	30,503	100.00%
TOTAL EXPENDITURES	(\$30,503)	-	\$30,503	100.00%
ENDING BALANCE				
3400 Other Funds Ltd	30,503	-	(30,503)	(100.00%)
TOTAL ENDING BALANCE	\$30,503	-	(\$30,503)	(100.00%)

Package Comparison Report - Detail
 2023-25 Biennium
 General Program

Cross Reference Number: 19900-010-00-00-00000
 Package: EFS-CMS System Updates
 Pkg Group: POL Pkg Type: POL Pkg Number: 101

Description	Governor's Budget (Y-01)	Leg. Adopted Budget (Z-01)	Column 2 Minus Column 1	% Change from Column 1 to Column 2
	Column 1	Column 2		
EXPENDITURES				
SERVICES & SUPPLIES				
4315 IT Professional Services				
3400 Other Funds Ltd	259,740	259,740	0	0.00%
SERVICES & SUPPLIES				
3400 Other Funds Ltd	259,740	259,740	0	0.00%
TOTAL SERVICES & SUPPLIES	\$259,740	\$259,740	\$0	0.00%
EXPENDITURES				
3400 Other Funds Ltd	259,740	259,740	0	0.00%
TOTAL EXPENDITURES	\$259,740	\$259,740	\$0	0.00%
ENDING BALANCE				
3400 Other Funds Ltd	(259,740)	(259,740)	0	0.00%
TOTAL ENDING BALANCE	(\$259,740)	(\$259,740)	\$0	0.00%

Package Comparison Report - Detail
 2023-25 Biennium
 General Program

Cross Reference Number: 19900-010-00-00-00000
 Package: Training & Development Specialist 2
 Pkg Group: POL Pkg Type: POL Pkg Number: 102

Description	Governor's Budget (Y-01)	Leg. Adopted Budget (Z-01)	Column 2 Minus Column 1	% Change from Column 1 to Column 2
	Column 1	Column 2		

EXPENDITURES

PERSONAL SERVICES

SALARIES & WAGES

3110 Class/Unclass Sal. and Per Diem

3400 Other Funds Ltd	121,128	121,128	0	0.00%
----------------------	---------	---------	---	-------

SALARIES & WAGES

3400 Other Funds Ltd	121,128	121,128	0	0.00%
----------------------	---------	---------	---	-------

TOTAL SALARIES & WAGES	\$121,128	\$121,128	\$0	0.00%
-----------------------------------	------------------	------------------	------------	--------------

OTHER PAYROLL EXPENSES

3210 Empl. Rel. Bd. Assessments

3400 Other Funds Ltd	46	46	0	0.00%
----------------------	----	----	---	-------

3220 Public Employees Retire Cont

3400 Other Funds Ltd	21,706	21,706	0	0.00%
----------------------	--------	--------	---	-------

3230 Social Security Taxes

3400 Other Funds Ltd	9,266	9,266	0	0.00%
----------------------	-------	-------	---	-------

3241 Paid Family Medical Leave Insurance

3400 Other Funds Ltd	485	485	0	0.00%
----------------------	-----	-----	---	-------

3250 Workers Comp. Assess. (WCD)

3400 Other Funds Ltd	40	40	0	0.00%
----------------------	----	----	---	-------

Package Comparison Report - Detail
 2023-25 Biennium
 General Program

Cross Reference Number: 19900-010-00-00-00000
 Package: Training & Development Specialist 2
 Pkg Group: POL Pkg Type: POL Pkg Number: 102

Description	Governor's Budget (Y-01)	Leg. Adopted Budget (Z-01)	Column 2 Minus Column 1	% Change from Column 1 to Column 2
	Column 1	Column 2		
3260 Mass Transit Tax				
3400 Other Funds Ltd	726	726	0	0.00%
3270 Flexible Benefits				
3400 Other Funds Ltd	34,650	34,650	0	0.00%
OTHER PAYROLL EXPENSES				
3400 Other Funds Ltd	66,919	66,919	0	0.00%
TOTAL OTHER PAYROLL EXPENSES	\$66,919	\$66,919	\$0	0.00%
PERSONAL SERVICES				
3400 Other Funds Ltd	188,047	188,047	0	0.00%
TOTAL PERSONAL SERVICES	\$188,047	\$188,047	\$0	0.00%
SERVICES & SUPPLIES				
4100 Instate Travel				
3400 Other Funds Ltd	807	807	0	0.00%
4150 Employee Training				
3400 Other Funds Ltd	4,185	4,185	0	0.00%
4175 Office Expenses				
3400 Other Funds Ltd	2,391	2,391	0	0.00%
4200 Telecommunications				
3400 Other Funds Ltd	3,793	3,793	0	0.00%

Package Comparison Report - Detail
 2023-25 Biennium
 General Program

Cross Reference Number: 19900-010-00-00-00000
 Package: Training & Development Specialist 2
 Pkg Group: POL Pkg Type: POL Pkg Number: 102

Description	Governor's Budget (Y-01)	Leg. Adopted Budget (Z-01)	Column 2 Minus Column 1	% Change from Column 1 to Column 2
	Column 1	Column 2		
4250 Data Processing				
3400 Other Funds Ltd	778	778	0	0.00%
4275 Publicity and Publications				
3400 Other Funds Ltd	597	597	0	0.00%
4375 Employee Recruitment and Develop				
3400 Other Funds Ltd	478	478	0	0.00%
4400 Dues and Subscriptions				
3400 Other Funds Ltd	597	597	0	0.00%
4650 Other Services and Supplies				
3400 Other Funds Ltd	15,559	15,559	0	0.00%
4700 Expendable Prop 250 - 5000				
3400 Other Funds Ltd	7,870	7,870	0	0.00%
SERVICES & SUPPLIES				
3400 Other Funds Ltd	37,055	37,055	0	0.00%
TOTAL SERVICES & SUPPLIES	\$37,055	\$37,055	\$0	0.00%
EXPENDITURES				
3400 Other Funds Ltd	225,102	225,102	0	0.00%
TOTAL EXPENDITURES	\$225,102	\$225,102	\$0	0.00%

ENDING BALANCE

Package Comparison Report - Detail
 2023-25 Biennium
 General Program

Cross Reference Number: 19900-010-00-00-00000
 Package: Training & Development Specialist 2
 Pkg Group: POL Pkg Type: POL Pkg Number: 102

Description	Governor's Budget (Y-01)	Leg. Adopted Budget (Z-01)	Column 2 Minus Column 1	% Change from Column 1 to Column 2
	Column 1	Column 2		
3400 Other Funds Ltd	(225,102)	(225,102)	0	0.00%
TOTAL ENDING BALANCE	(\$225,102)	(\$225,102)	\$0	0.00%
AUTHORIZED POSITIONS				
8150 Class/Unclass Positions	1	1	0	0.00%
AUTHORIZED FTE				
8250 Class/Unclass FTE Positions	0.88	0.88	0.00	0.00%

Package Comparison Report - Detail
 2023-25 Biennium
 General Program

Cross Reference Number: 19900-010-00-00-00000
 Package: Increased Telecommunication Costs
 Pkg Group: POL Pkg Type: POL Pkg Number: 103

Description	Governor's Budget (Y-01)	Leg. Adopted Budget (Z-01)	Column 2 Minus Column 1	% Change from Column 1 to Column 2
	Column 1	Column 2		
EXPENDITURES				
SERVICES & SUPPLIES				
4200 Telecommunications				
3400 Other Funds Ltd	12,709	-	(12,709)	(100.00%)
SERVICES & SUPPLIES				
3400 Other Funds Ltd	12,709	-	(12,709)	(100.00%)
TOTAL SERVICES & SUPPLIES	\$12,709	-	(\$12,709)	(100.00%)
EXPENDITURES				
3400 Other Funds Ltd	12,709	-	(12,709)	(100.00%)
TOTAL EXPENDITURES	\$12,709	-	(\$12,709)	(100.00%)
ENDING BALANCE				
3400 Other Funds Ltd	(12,709)	-	12,709	100.00%
TOTAL ENDING BALANCE	(\$12,709)	-	\$12,709	100.00%

Package Comparison Report - Detail
 2023-25 Biennium
 General Program

Cross Reference Number: 19900-010-00-00-00000
 Package: Statewide Adjustments
 Pkg Group: POL Pkg Type: LFO Pkg Number: 810

Description	Governor's Budget (Y-01)	Leg. Adopted Budget (Z-01)	Column 2 Minus Column 1	% Change from Column 1 to Column 2
	Column 1	Column 2		
EXPENDITURES				
SERVICES & SUPPLIES				
4225 State Gov. Service Charges				
3400 Other Funds Ltd	-	(673)	(673)	100.00%
4325 Attorney General				
3400 Other Funds Ltd	-	(15,118)	(15,118)	100.00%
4650 Other Services and Supplies				
3400 Other Funds Ltd	-	(18,331)	(18,331)	100.00%
SERVICES & SUPPLIES				
3400 Other Funds Ltd	-	(34,122)	(34,122)	100.00%
TOTAL SERVICES & SUPPLIES	-	(\$34,122)	(\$34,122)	100.00%
EXPENDITURES				
3400 Other Funds Ltd	-	(34,122)	(34,122)	100.00%
TOTAL EXPENDITURES	-	(\$34,122)	(\$34,122)	100.00%
ENDING BALANCE				
3400 Other Funds Ltd	-	34,122	34,122	100.00%
TOTAL ENDING BALANCE	-	\$34,122	\$34,122	100.00%

Description	Governor's Budget (Y-01)	Leg. Adopted Budget (Z-01)	Column 2 Minus Column 1	% Change from Column 1 to Column 2
	Column 1	Column 2		

EXPENDITURES

PERSONAL SERVICES

SALARIES & WAGES

3110 Class/Unclass Sal. and Per Diem

3400 Other Funds Ltd	-	413,982	413,982	100.00%
----------------------	---	---------	---------	---------

SALARIES & WAGES

3400 Other Funds Ltd	-	413,982	413,982	100.00%
----------------------	---	---------	---------	---------

TOTAL SALARIES & WAGES	-	\$413,982	\$413,982	100.00%
-----------------------------------	----------	------------------	------------------	----------------

OTHER PAYROLL EXPENSES

3210 Empl. Rel. Bd. Assessments

3400 Other Funds Ltd	-	195	195	100.00%
----------------------	---	-----	-----	---------

3220 Public Employees Retire Cont

3400 Other Funds Ltd	-	74,185	74,185	100.00%
----------------------	---	--------	--------	---------

3230 Social Security Taxes

3400 Other Funds Ltd	-	31,668	31,668	100.00%
----------------------	---	--------	--------	---------

3241 Paid Family Medical Leave Insurance

3400 Other Funds Ltd	-	1,656	1,656	100.00%
----------------------	---	-------	-------	---------

3250 Workers Comp. Assess. (WCD)

3400 Other Funds Ltd	-	170	170	100.00%
----------------------	---	-----	-----	---------

Description	Governor's Budget (Y-01)	Leg. Adopted Budget (Z-01)	Column 2 Minus Column 1	% Change from Column 1 to Column 2
	Column 1	Column 2		
3260 Mass Transit Tax				
3400 Other Funds Ltd	-	2,484	2,484	100.00%
3270 Flexible Benefits				
3400 Other Funds Ltd	-	148,500	148,500	100.00%
OTHER PAYROLL EXPENSES				
3400 Other Funds Ltd	-	258,858	258,858	100.00%
TOTAL OTHER PAYROLL EXPENSES	-	\$258,858	\$258,858	100.00%
P.S. BUDGET ADJUSTMENTS				
3465 Reconciliation Adjustment				
3400 Other Funds Ltd	-	102,803	102,803	100.00%
P.S. BUDGET ADJUSTMENTS				
3400 Other Funds Ltd	-	102,803	102,803	100.00%
TOTAL P.S. BUDGET ADJUSTMENTS	-	\$102,803	\$102,803	100.00%
PERSONAL SERVICES				
3400 Other Funds Ltd	-	775,643	775,643	100.00%
TOTAL PERSONAL SERVICES	-	\$775,643	\$775,643	100.00%
SERVICES & SUPPLIES				
4100 Instate Travel				
3400 Other Funds Ltd	-	1,611	1,611	100.00%

Description	Governor's Budget (Y-01)	Leg. Adopted Budget (Z-01)	Column 2 Minus Column 1	% Change from Column 1 to Column 2
	Column 1	Column 2		
4150 Employee Training				
3400 Other Funds Ltd	-	8,070	8,070	100.00%
4175 Office Expenses				
3400 Other Funds Ltd	-	10,161	10,161	100.00%
4200 Telecommunications				
3400 Other Funds Ltd	-	18,965	18,965	100.00%
4250 Data Processing				
3400 Other Funds Ltd	-	2,391	2,391	100.00%
4275 Publicity and Publications				
3400 Other Funds Ltd	-	1,196	1,196	100.00%
4315 IT Professional Services				
3400 Other Funds Ltd	-	157,600	157,600	100.00%
4375 Employee Recruitment and Develop				
3400 Other Funds Ltd	-	1,195	1,195	100.00%
4400 Dues and Subscriptions				
3400 Other Funds Ltd	-	1,195	1,195	100.00%
4425 Facilities Rental and Taxes				
3400 Other Funds Ltd	-	86,400	86,400	100.00%
4575 Agency Program Related S and S				

Package Comparison Report - Detail
 2023-25 Biennium
 General Program

Cross Reference Number: 19900-010-00-00-00000

Package: Policy Bills

Pkg Group: POL Pkg Type: LFO Pkg Number: 813

Description	Governor's Budget (Y-01)	Leg. Adopted Budget (Z-01)	Column 2 Minus Column 1	% Change from Column 1 to Column 2
	Column 1	Column 2		
3400 Other Funds Ltd	-	400,000	400,000	100.00%
4650 Other Services and Supplies				
3400 Other Funds Ltd	-	51,305	51,305	100.00%
4700 Expendable Prop 250 - 5000				
3400 Other Funds Ltd	-	7,175	7,175	100.00%
SERVICES & SUPPLIES				
3400 Other Funds Ltd	-	747,264	747,264	100.00%
TOTAL SERVICES & SUPPLIES	-	\$747,264	\$747,264	100.00%
EXPENDITURES				
3400 Other Funds Ltd	-	1,522,907	1,522,907	100.00%
TOTAL EXPENDITURES	-	\$1,522,907	\$1,522,907	100.00%
ENDING BALANCE				
3400 Other Funds Ltd	-	(1,522,907)	(1,522,907)	100.00%
TOTAL ENDING BALANCE	-	(\$1,522,907)	(\$1,522,907)	100.00%
AUTHORIZED POSITIONS				
8150 Class/Unclass Positions	-	5	5	100.00%
AUTHORIZED FTE				
8250 Class/Unclass FTE Positions	-	3.75	3.75	100.00%

PIC100 - Position Budget Report

Oregon Government Ethics Commission

2023-25 Biennium

Cross Reference Number: 19900-000-00-00-00000

Budget Preparation

Legislatively Adopted Budget

Position Number	Classification	Classification Name	Sal Rng	Pos Type	Pos Cnt	FTE	Mos	Step	Rate	SAL/OPE	Salary/OPE									
											GF	LF	OF	FF	AF					
Total Salary											-	-	1,884,366	-	1,884,366					
Total OPE											-	-	1,026,873	-	1,026,873					
Total Personal Services														15	13.63	-	-	2,911,239	-	2,911,239

PIC100 - Position Budget Report

General Program

**2023-25 Biennium
Budget Preparation**

**Cross Reference Number: 19900-010-01-00-00000
Legislatively Adopted Budget**

Position Number	Classification	Classification Name	Sal Rng	Pos Type	Pos Cnt	FTE	Mos	Step	Rate	SAL/OPE	Salary/OPE				
											GF	LF	OF	FF	AF
0021001	UA C0871 AP	OPERATIONS & POLICY ANALYST 2	27	PF	1	1.00	24	5	6046	SAL	-	-	145,104	-	145,104
										OPE	-	-	77,382	-	77,382
0035001	MEAH Z7588 HF	AGENCY HEAD 8	34X	PF	1	1.00	24	10	11996	SAL	-	-	287,904	-	287,904
										OPE	-	-	114,379	-	114,379
0035002	UA C5233 AP	INVESTIGATOR 3	26	PF	1	1.00	24	3	5253	SAL	-	-	126,072	-	126,072
										OPE	-	-	72,440	-	72,440
0035007	UA C0104 AP	OFFICE SPECIALIST 2	15	PF	1	1.00	24	10	4353	SAL	-	-	104,472	-	104,472
										OPE	-	-	66,830	-	66,830
0035008	UA C0860 AP	PROGRAM ANALYST 1	23	PF	1	1.00	24	5	5014	SAL	-	-	120,336	-	120,336
										OPE	-	-	70,950	-	70,950
0035009	UA C5247 AP	COMPLIANCE SPECIALIST 2	25	PF	1	1.00	24	3	5014	SAL	-	-	120,336	-	120,336
										OPE	-	-	70,950	-	70,950
0035013	UA C0107 AP	ADMINISTRATIVE SPECIALIST 1	17	PF	1	1.00	24	10	4770	SAL	-	-	114,480	-	114,480
										OPE	-	-	69,430	-	69,430
0035017	UA C0860 AP	PROGRAM ANALYST 1	23	PF	1	1.00	24	9	6046	SAL	-	-	145,104	-	145,104
										OPE	-	-	77,382	-	77,382
0035018	UA C5248 AP	COMPLIANCE SPECIALIST 3	29	PF	1	1.00	24	6	6977	SAL	-	-	167,448	-	167,448
										OPE	-	-	83,186	-	83,186
0035019	B Y7500 AE	BOARD AND COMMISSION MEMBER	0	PP	0	0.00	0	0	0	SAL	-	-	2,000	-	2,000
										OPE	-	-	153	-	153
0035020	UA C1339 AP	TRAINING & DEVELOPMENT SPECIALIS	27	PF	1	0.88	21	4	5768	SAL	-	-	121,128	-	121,128
										OPE	-	-	66,193	-	66,193
0035021	UA C5247 AP	COMPLIANCE SPECIALIST 2	25	PF	1	0.75	18	3	5014	SAL	-	-	90,252	-	90,252
										OPE	-	-	53,211	-	53,211
0035022	UA C5247 AP	COMPLIANCE SPECIALIST 2	25	PF	1	0.75	18	3	5014	SAL	-	-	90,252	-	90,252
										OPE	-	-	53,211	-	53,211
0035023	UA C0860 AP	PROGRAM ANALYST 1	23	PF	1	0.75	18	3	4553	SAL	-	-	81,954	-	81,954
										OPE	-	-	51,056	-	51,056
0035024	UA C0860 AP	PROGRAM ANALYST 1	23	PF	1	0.75	18	3	4553	SAL	-	-	81,954	-	81,954
										OPE	-	-	51,056	-	51,056
0035025	UA C0108 AP	ADMINISTRATIVE SPECIALIST 2	20	PF	1	0.75	18	3	3865	SAL	-	-	69,570	-	69,570

09/14/23
8:15 AM

PIC100 - Position Budget Report

General Program

**2023-25 Biennium
Budget Preparation**

**Cross Reference Number: 19900-010-01-00-00000
Legislatively Adopted Budget**

Position Number	Classification	Classification Name	Sal Rng	Pos Type	Pos Cnt	FTE	Mos	Step	Rate	SAL/OPE	Salary/OPE					
											GF	LF	OF	FF	AF	
										OPE	-	-	47,840	-	47,840	
1000001	B Y7500 AE	BOARD AND COMMISSION MEMBER	0	PP	0	0.00	0	0	0	SAL	-	-	2,000	-	2,000	
										OPE	-	-	153	-	153	
1000002	B Y7500 AE	BOARD AND COMMISSION MEMBER	0	PP	0	0.00	0	0	0	SAL	-	-	2,000	-	2,000	
										OPE	-	-	153	-	153	
1000003	B Y7500 AE	BOARD AND COMMISSION MEMBER	0	PP	0	0.00	0	0	0	SAL	-	-	2,000	-	2,000	
										OPE	-	-	153	-	153	
1000004	B Y7500 AE	BOARD AND COMMISSION MEMBER	0	PP	0	0.00	0	0	0	SAL	-	-	2,000	-	2,000	
										OPE	-	-	153	-	153	
1000005	B Y7500 AE	BOARD AND COMMISSION MEMBER	0	PP	0	0.00	0	0	0	SAL	-	-	2,000	-	2,000	
										OPE	-	-	153	-	153	
1000006	B Y7500 AE	BOARD AND COMMISSION MEMBER	0	PP	0	0.00	0	0	0	SAL	-	-	2,000	-	2,000	
										OPE	-	-	153	-	153	
1000007	B Y7500 AE	BOARD AND COMMISSION MEMBER	0	PP	0	0.00	0	0	0	SAL	-	-	2,000	-	2,000	
										OPE	-	-	153	-	153	
1000008	B Y7500 AE	BOARD AND COMMISSION MEMBER	0	PP	0	0.00	0	0	0	SAL	-	-	2,000	-	2,000	
										OPE	-	-	153	-	153	
Total Salary											-	-	1,884,366	-	1,884,366	
Total OPE											-	-	1,026,873	-	1,026,873	
Total Personal Services					15	13.63						-	-	2,911,239	-	2,911,239