



Oregon Health Plan (OHP) is Oregon's Medicaid program. It provides access to health coverage for individuals with lower incomes.

Medicaid covers doctor appointments, hospital care, behavioral health services, oral health services, prescriptions, health-related social needs services and additional benefits for children and pregnant people.

Medicaid lowers health care costs by providing people with access to preventative care, which reduces the need for emergency services. This saves money, while ensuring access to care for people.

Key Numbers

- Oregon has 1.4 million Medicaid members
- 1 in 3 people in Oregon are covered by Medicaid
- 57% of children in Oregon are covered by Medicaid
- Half of births in the state are covered by Medicaid
- 2 out of every 3 nursing home residents rely on Medicaid
- Counties in rural areas typically have higher Medicaid enrollment





Who's Covered by Medicaid?

OHP is for low-income Oregonians. For example, a single adult with an income of \$20,784 or less per year or a family of four with an annual income of \$43,056 per year (full income eligibility [chart](#)), would qualify.

There are many reasons why someone may need OHP. This includes people who have a qualifying income and/or a:

- Sudden change or loss of income
- Life-threatening diagnosis
- Need for home and community-based services
- Intellectual or developmental disability
- Substance use disorder



Economic Impact

Medicaid is jointly financed by the state and federal government. The percentage of costs paid by the federal government – known as the Federal Medical Assistance Percentage (FMAP) – varies across states as determined by a formula set in statute. The FMAP formula provides a minimum federal match rate of 50% (the “floor”), with higher match rates for states with lower average per capita income.

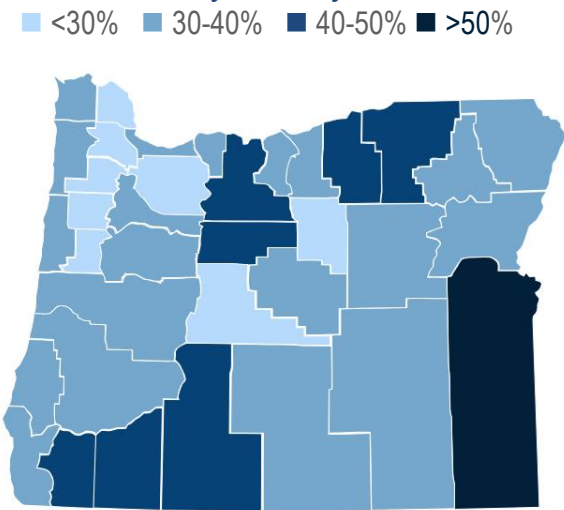
The match rate also varies depending on the eligible population. In Oregon, the federal government covers 71% of costs for the Children’s Health Insurance Program (CHIP), and 58% for other Medicaid populations. Of Oregon’s Medicaid dollars, approximately 99% goes to pay care providers, and only 1% goes to administration.

OHP Enrollment Quick Facts

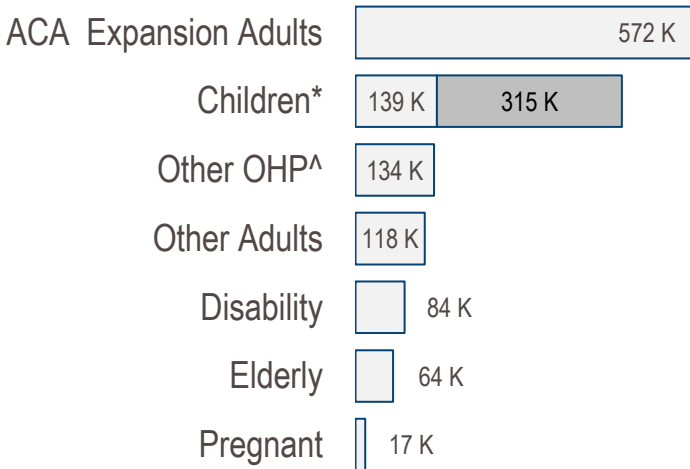
Oregon Statewide



Percent of population enrolled in Medicaid, by county.




By eligibility group.



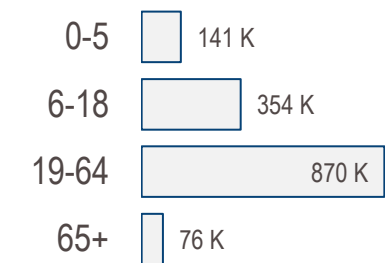
* ■ CHIP ■ Other

^ Bridge Basic Health Plan (BHP) and Healthier Oregon Program (HOP)

By race and ethnicity.



By age.



32,411 are enrolled in a benefit plan for intellectual or developmental disabilities.

Data sources: Enrollment: Medicaid Management Information System (MMIS). January 2025. Race/ethnicity: OHA REALD and SOGI Data Repository. Population: PSU Population Research Center, July 2024

OHP Enrollment Quick Facts

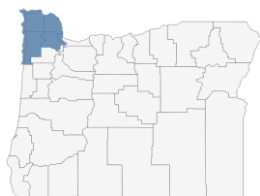
By Congressional District

	# OHP members enrolled	% of children enrolled (ages 0-17)	% of adults enrolled (ages 18+)	% of total population enrolled	# ACA Expansion adults	# CHIP
Statewide	1,441,668	57%	28%	34%	572,193	138,653
District 1	199,628	45%	24%	28%	81,940	17,999
District 2	297,738	70%	35%	42%	115,114	28,881
District 3	255,721	59%	32%	38%	104,354	21,918
District 4	239,026	60%	28%	34%	103,594	21,133
District 5	205,974	48%	24%	29%	81,790	22,841
District 6	223,744	53%	25%	31%	76,737	25,184

Geography

District 1

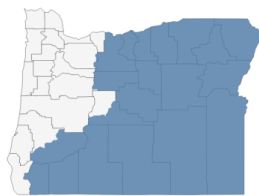
14% of Oregon's OHP members live in District 1



All: Clatsop, Columbia, Tillamook.
Partial: Multnomah, Washington

District 2

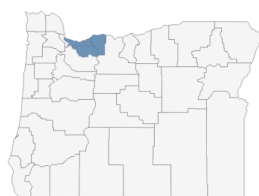
21% of Oregon's OHP members live in District 2



All: Baker, Crook, Gilliam, Grant, Harney, Jackson, Jefferson, Josephine, Klamath, Malheur, Morrow, Sherman, Umatilla, Union, Wallowa, Wasco, Wheeler. **Partial:** Deschutes, Douglas,

District 3

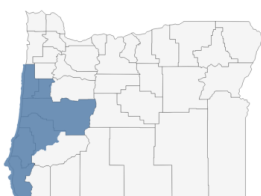
18% of Oregon's OHP members live in District 3



All: Hood River.
Partial: Clackamas, Multnomah

District 4

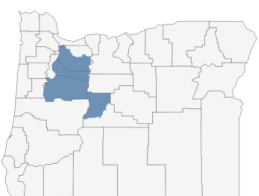
17% of Oregon's OHP members live in District 4



All: Benton, Coos, Curry, Lane, Lincoln.
Partial: Douglas, Linn

District 5

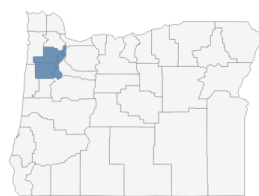
14% of Oregon's OHP members live in District 5



All: Linn. **Partial:** Clackamas, Deschutes, Marion, Multnomah

District 6

16% of Oregon's OHP members live in District 6



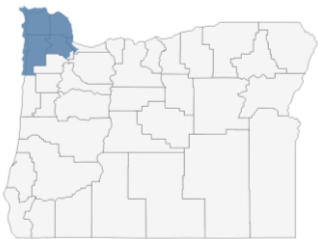
All: Polk, Yamhill.
Partial: Clackamas, Marion, Washington

Note: Sum across districts is less than statewide total because districts for 19,873 enrollees (1.4%) could not be determined.

Data sources: Enrollment: Medicaid Management Information System (MMIS), January 2025. Census district population estimates: American Community Survey 2023. Statewide population estimates: PSU Population Research Center, July 2024

OHP Enrollment Quick Facts

Oregon Congressional District 1



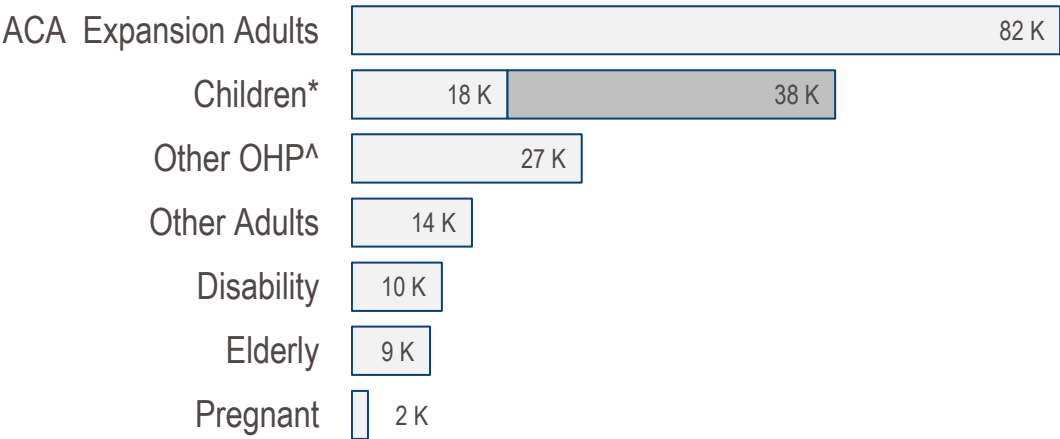
199,628
people in District 1
are on OHP

45%
of children 0-17

28%
of all residents

7%
also enrolled in
Medicare

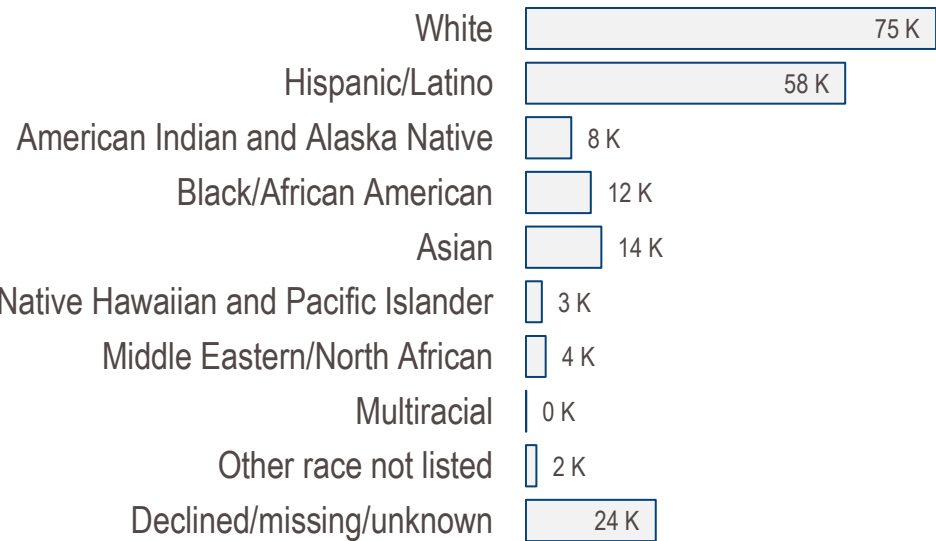
By eligibility group.



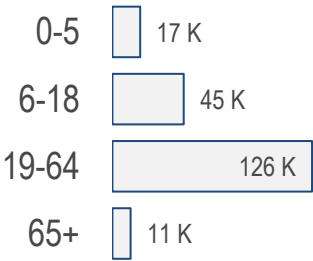
* ■ CHIP ■ Other

^ Bridge Basic Health Plan (BHP) and Healthier Oregon Program (HOP)

By race and ethnicity.



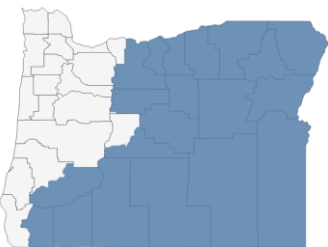
By age.



4,037 are enrolled in a
benefit plan for intellectual or
developmental disabilities.

OHP Enrollment Quick Facts

Oregon Congressional District 2



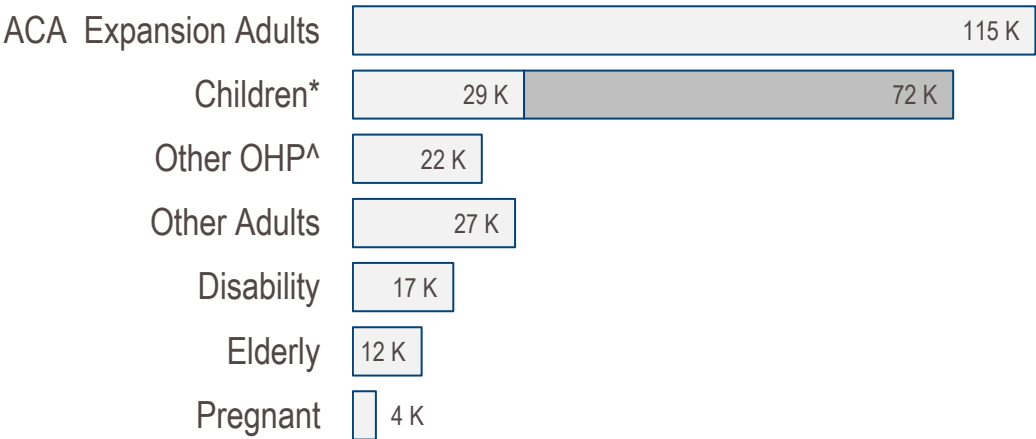
297,738
people in District 2
are on OHP

70%
of children 0-17

42%
of all residents

7%
also enrolled in
Medicare


By eligibility group.



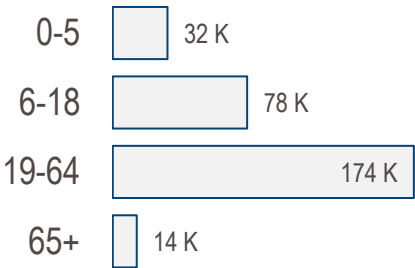
* ■ CHIP ■ Other

^ Bridge Basic Health Plan (BHP) and Healthier Oregon Program (HOP)

By race and ethnicity.



By age.

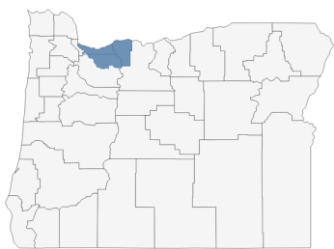


5,144 are enrolled in a benefit plan for intellectual or developmental disabilities.

Data sources: Enrollment: Medicaid Management Information System (MMIS), January 2025. Race/ethnicity: OHA REALD and SOGI Data Repository. Population: American Community Survey 2023.

OHP Enrollment Quick Facts

Oregon Congressional District 3



255,721

people in District 3
are on OHP

59%

of children 0-17

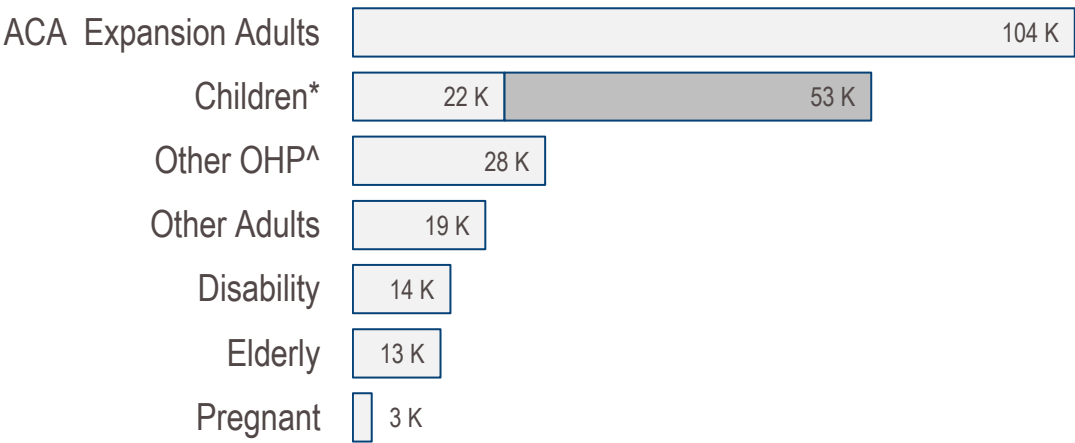
38%

of all residents

7%

also enrolled in
Medicare

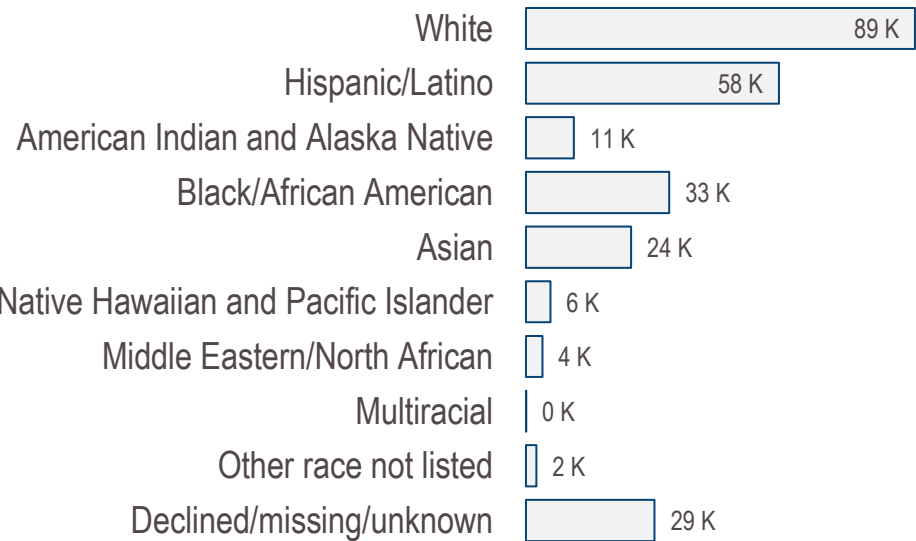
By eligibility group.



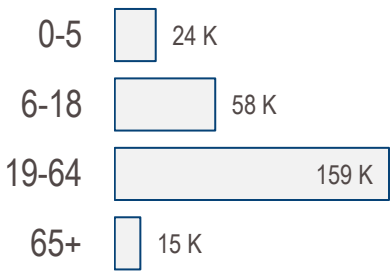
* ■ CHIP ■ Other

^ Bridge Basic Health Plan (BHP) and Healthier Oregon Program (HOP)

By race and ethnicity.



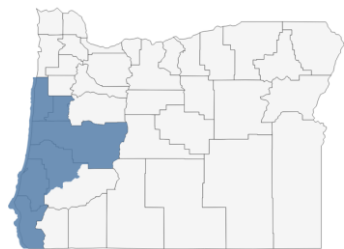
By age.



5,844 are enrolled in a
benefit plan for intellectual or
developmental disabilities.

OHP Enrollment Quick Facts

Oregon Congressional District 4



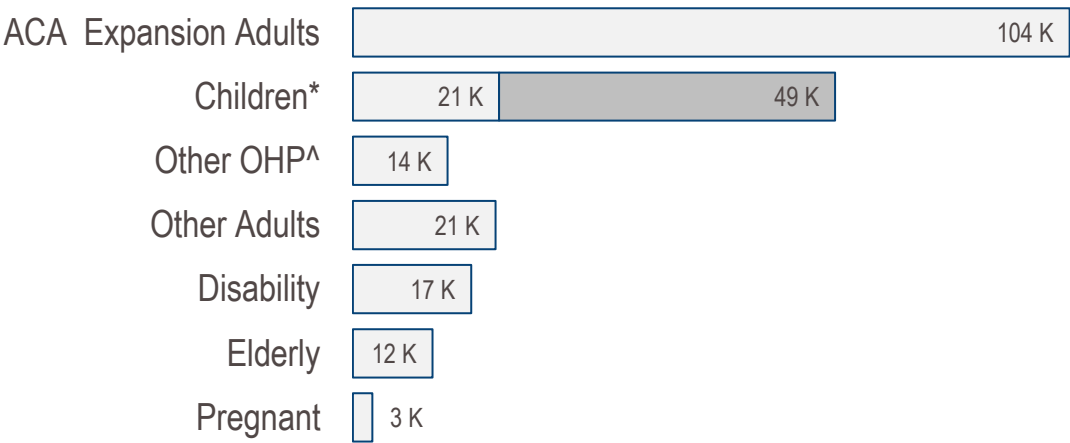
239,026
people in District 4
are on OHP

60%
of children 0-17

34%
of all residents

8%
also enrolled in
Medicare

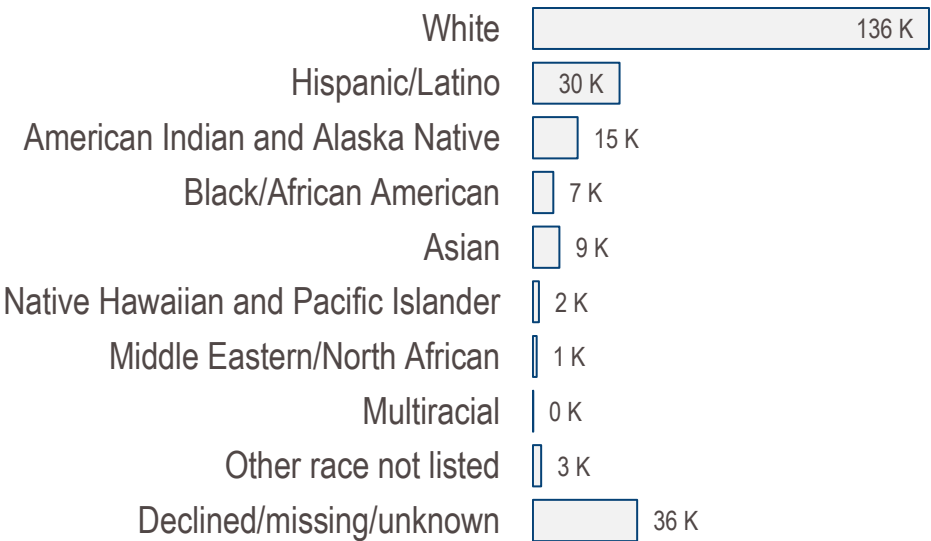
By eligibility group.



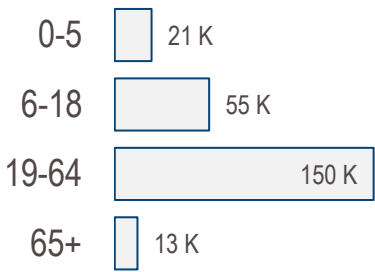
* ■ CHIP ■ Other

^ Bridge Basic Health Plan (BHP) and Healthier Oregon Program (HOP)

By race and ethnicity.



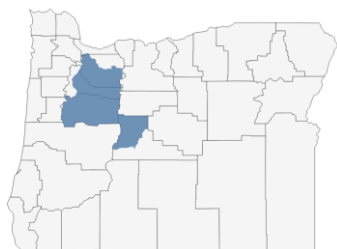
By age.



6,465 are enrolled in a
benefit plan for intellectual or
developmental disabilities.

OHP Enrollment Quick Facts

Oregon Congressional District 5



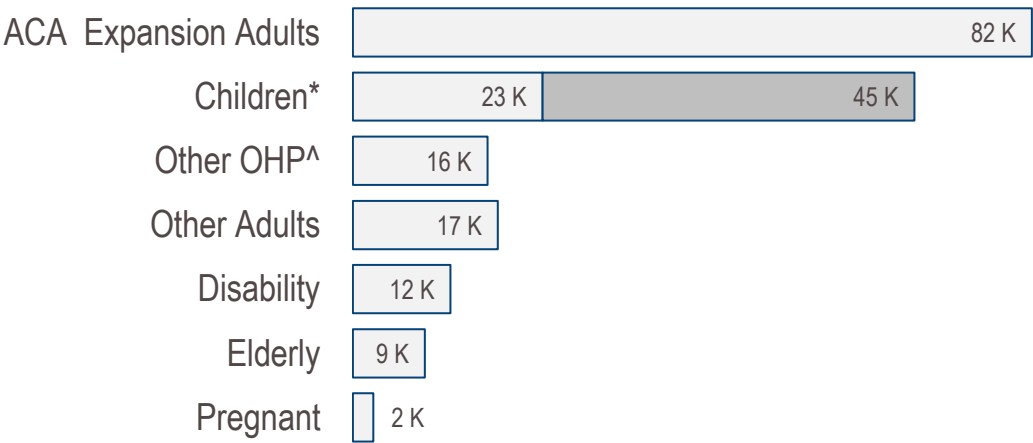
205,974
people in District 5
are on OHP

48%
of children 0-17

29%
of all residents

7%
also enrolled in
Medicare


By eligibility group.



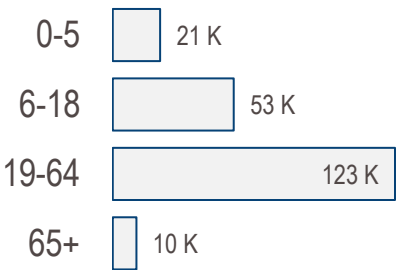
* ■ CHIP ■ Other

^ Bridge Basic Health Plan (BHP) and Healthier Oregon Program (HOP)

By race and ethnicity.



By age.

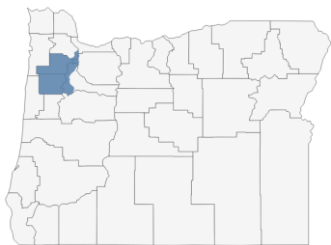


5,184 are enrolled in a benefit plan for intellectual or developmental disabilities.

Data sources: Enrollment: Medicaid Management Information System (MMIS), January 2025. Race/ethnicity: OHA REALD and SOGI Data Repository. Population: American Community Survey 2023.

OHP Enrollment Quick Facts

Oregon Congressional District 6



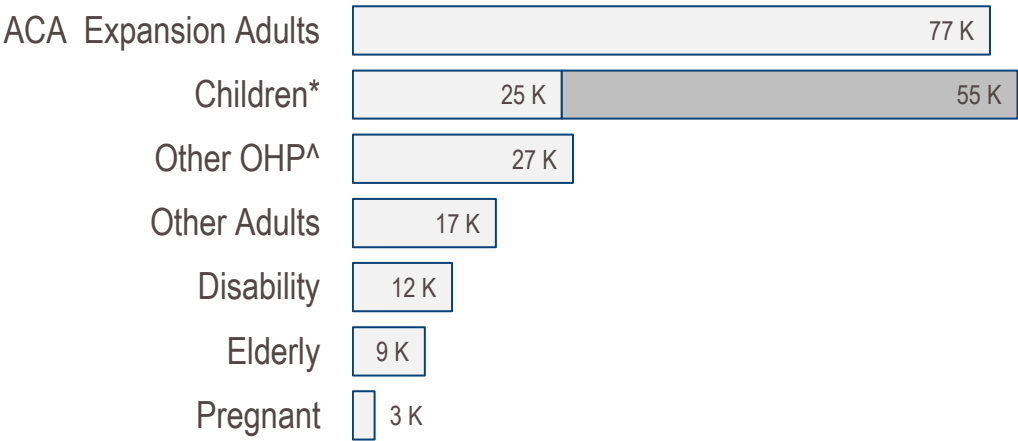
223,744
people in District 6
are on OHP

53%
of children 0-17

31%
of all residents

6%
also enrolled in
Medicare


By eligibility group.



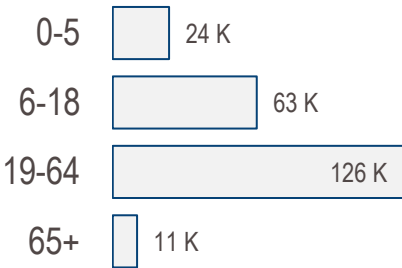
* ■ CHIP ■ Other

^ Bridge Basic Health Plan (BHP) and Healthier Oregon Program (HOP)

By race and ethnicity.



By age.



5,408 are enrolled in a
benefit plan for intellectual or
developmental disabilities.