



COVID-19 Media Briefing

Friday, January 29, 2021

Presented by:

Patrick Allen, OHA Director

Dr. Dean Sidelinger, OHA State Health Officer

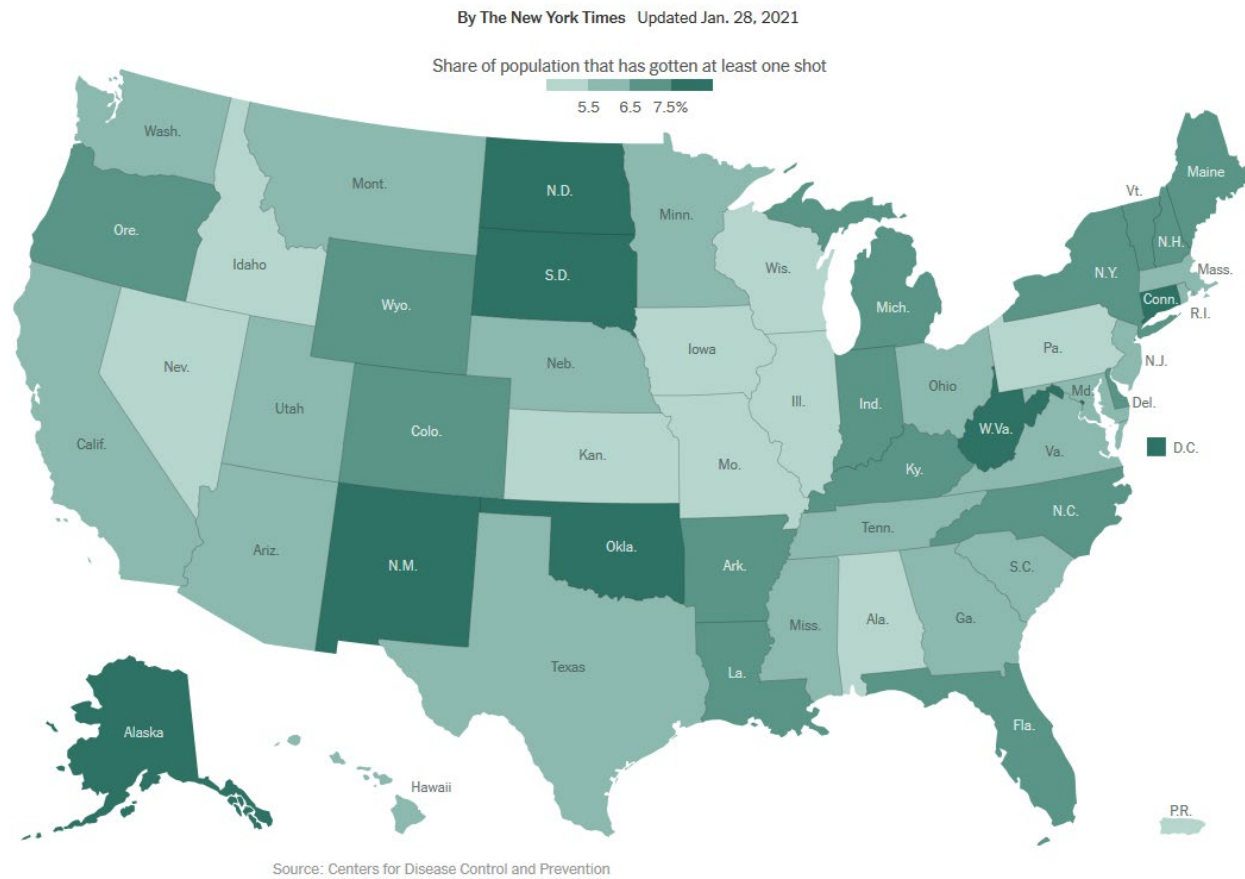
Tyler Radniecki, Oregon State University

Brett Tyler, Oregon State University

Brian O’Roak, PhD., OHSU



National Standing



Oregon is ranked 15th in nation for population vaccination.*

- 6.8 % of the total population is vaccinated.

Oregon is ranked 23rd in nation for percent of doses administered.*

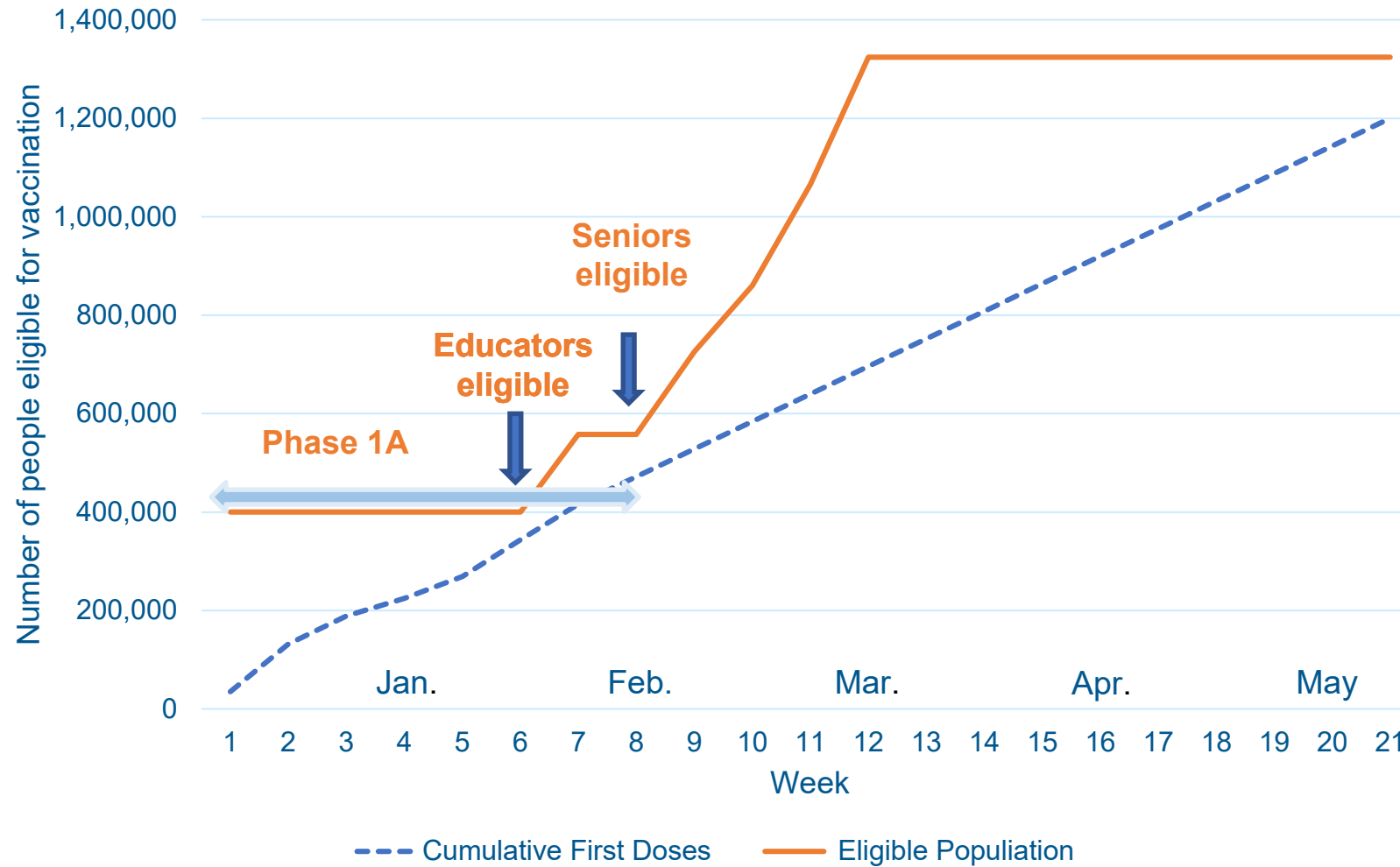
- Oregon has administered 56% of the total vaccination amount received.

Oregon daily average: 14,597 doses administered each day

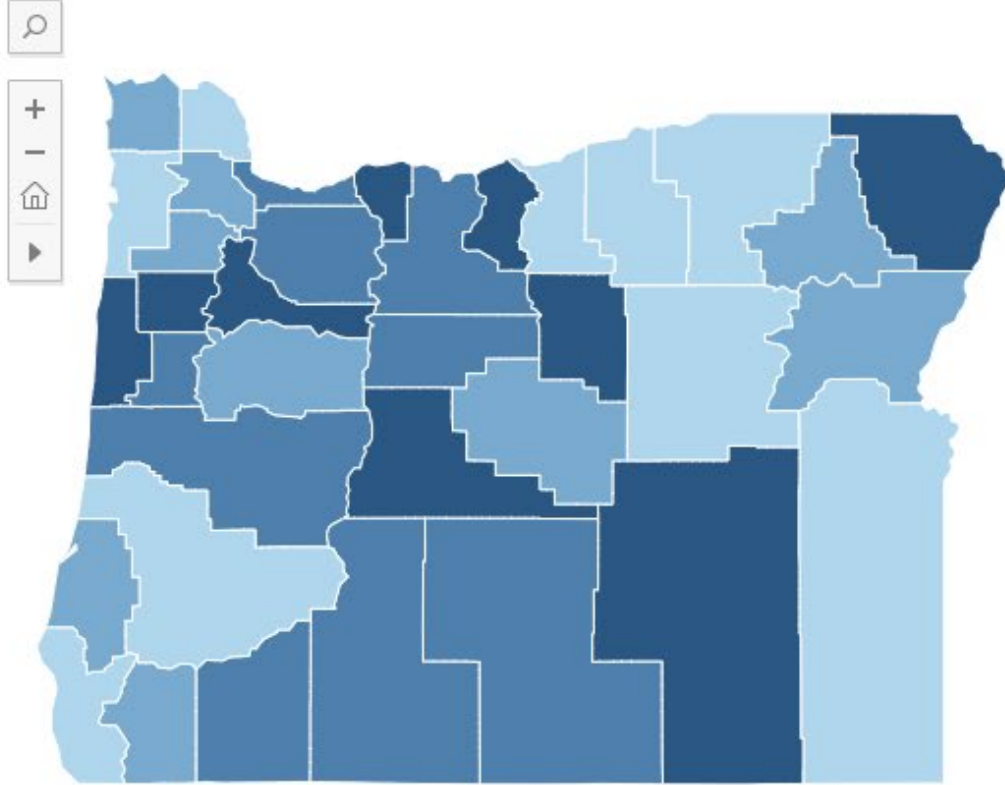
* Based on CDC data (January 28, 2021)

Predicted Highest Level Forecast

First Dose Supply vs. Eligible Doses



People Vaccinated in Oregon by County



People vaccinated per 10,000: lighter colors represent counties with lower vaccination rates, while darker colors represent counties with higher vaccination rates.

| County | Additional Allocation to continue 1A (Week of Feb. 1) | County | Reduced allocation to counties who have asked to move past 1A (Week of Feb. 1) |
|------------|---|-----------|--|
| Benton | 1600 | Baker | 100 |
| Clackamas | 2000 | Clatsop | 300 |
| Columbia | 100 | Crook | 200 |
| Coos | 300 | Deschutes | 9000 |
| Douglas | 900 | Gilliam | ~100 |
| Jackson | 1100 | Harney | 100 |
| Klamath | 500 | Jefferson | 300 |
| Lane | 3200 | Josephine | 100 |
| Multnomah | 10800 | Lake | 100 |
| Polk | 1300 | Lincoln | 500 |
| Washington | 1800 | Linn | 200 |
| Umatilla | 100 | Malheur | 400 |
| Union | 300 | Marion | 3225 |
| | | Morrow | 100 |
| | | Sherman | ~100 |
| | | Tillamook | 100 |
| | | Wasco | ~100 |
| | | Wheeler | 200 |