

# Oregon Health Plan (OHP) Enrollment Quick Facts

## Statewide

**1.44 million**  
total enrolled in OHP

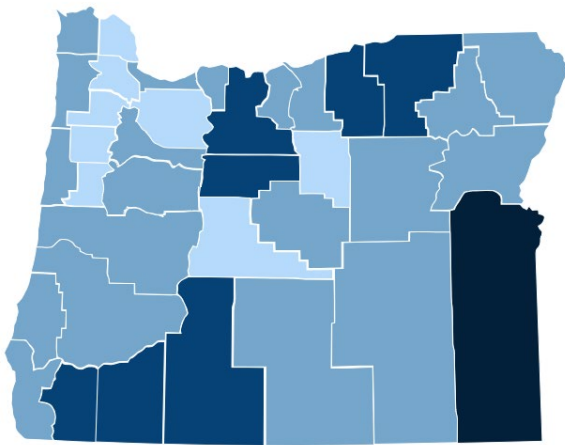
**57%**  
of children 0-17

**34%**  
of all residents

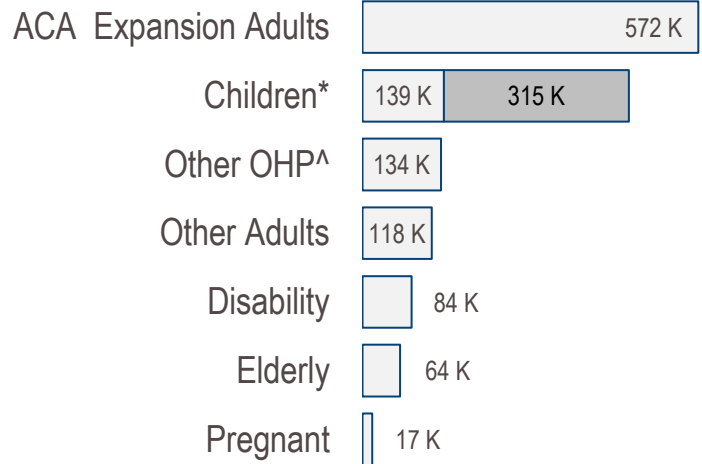
**7%**  
also enrolled in Medicare

### Percent of population enrolled in Medicaid, by county.

■ <30% ■ 30-40% ■ 40-50% ■ >50%




### By eligibility group.



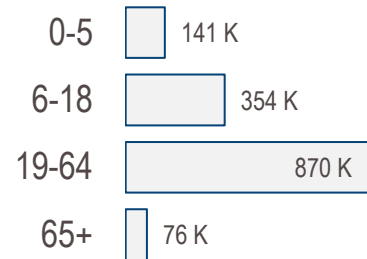
\* ■ CHIP ■ Other

^ Bridge Basic Health Plan (BHP) and Healthier Oregon Program (HOP)

### By race and ethnicity.



### By age.



**32,411** are enrolled in a benefit plan for intellectual or developmental disabilities.

# OHP Enrollment Quick Facts

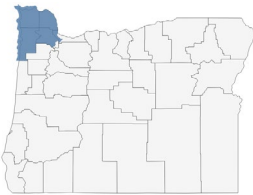
## By Congressional Districts

	# OHP Members Enrolled*	% of children enrolled (ages 0-17)	% of adults enrolled (ages 18+)	% of total population enrolled	# ACA Expansion Adults	# CHIP
Statewide	1,441,668	57%	28%	34%	572,193	138,653
<a href="#">District 1</a>	199,628	45%	24%	28%	81,940	17,999
<a href="#">District 2</a>	297,738	70%	35%	42%	115,114	28,881
<a href="#">District 3</a>	255,721	59%	32%	38%	104,354	21,918
<a href="#">District 4</a>	239,026	60%	28%	34%	103,594	21,133
<a href="#">District 5</a>	205,974	48%	24%	29%	81,790	22,841
<a href="#">District 6</a>	223,744	53%	25%	31%	76,737	25,184

### Geography

#### District 1

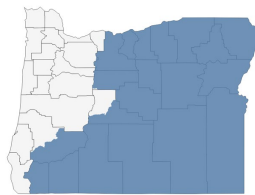
14% of Oregon's OHP members live in District 1



**All:** Clatsop, Columbia, Tillamook.  
**Partial:** Multnomah, Washington

#### District 2

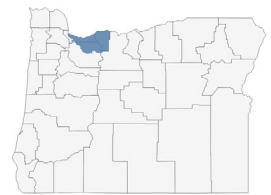
21% of Oregon's OHP members live in District 2



**All:** Baker, Crook, Gilliam, Grant, Harney, Jackson, Jefferson, Josephine, Klamath, Malheur, Morrow, Sherman, Umatilla, Union, Wallowa, Wasco, Wheeler. **Partial:** Deschutes, Douglas,

#### District 3

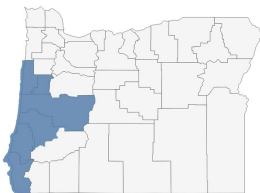
18% of Oregon's OHP members live in District 3



**All:** Hood River.  
**Partial:** Clackamas, Multnomah

#### District 4

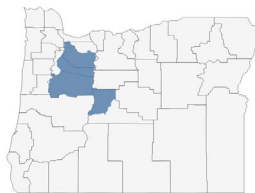
17% of Oregon's OHP members live in District 4



**All:** Benton, Coos, Curry, Lane, Lincoln.  
**Partial:** Douglas, Linn

#### District 5

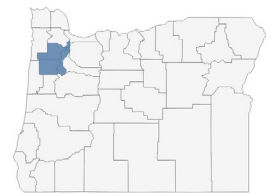
14% of Oregon's OHP members live in District 5



**All:** Linn. **Partial:** Clackamas, Deschutes, Marion, Multnomah

#### District 6

16% of Oregon's OHP members live in District 6

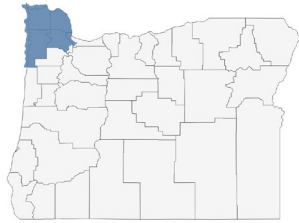


**All:** Polk, Yamhill.  
**Partial:** Clackamas, Marion, Washington

\*Note: Sum across districts is less than statewide total because districts for 19,873 enrollees (1.4%) could not be determined.

# OHP Enrollment Quick Facts

## Oregon Congressional District 1



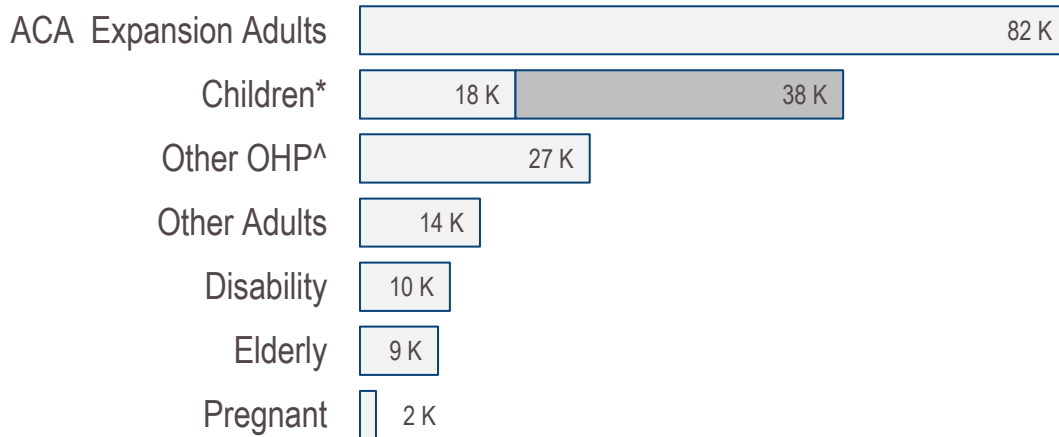
**199,628**  
people in District 1  
are on OHP

**45%**  
of children 0-17

**28%**  
of all residents

**7%**  
also enrolled in  
Medicare


### By eligibility group.



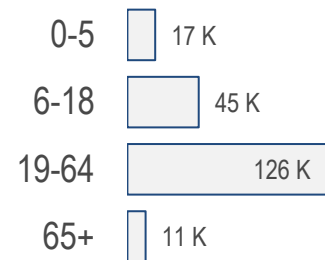
\* ■ CHIP ■ Other

^ Bridge Basic Health Plan (BHP) and Healthier Oregon Program (HOP)

### By race and ethnicity.



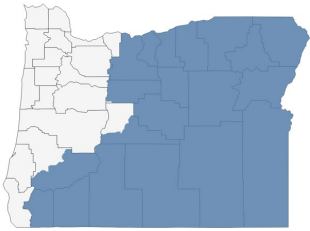
### By age.



**4,037** are enrolled in a benefit plan for intellectual or developmental disabilities.

# OHP Enrollment Quick Facts

## Oregon Congressional District 2



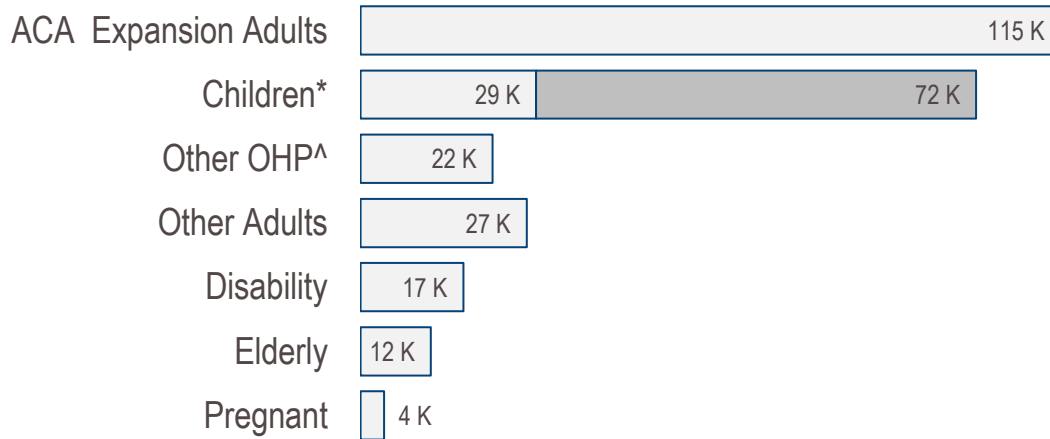
**297,738**  
people in District 2  
are on OHP

**70%**  
of children 0-17

**42%**  
of all residents

**7%**  
also enrolled in  
Medicare


### By eligibility group.



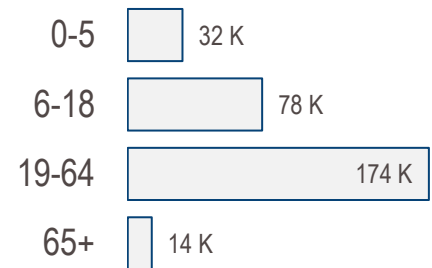
\* ■ CHIP ■ Other

^ Bridge Basic Health Plan (BHP) and Healthier Oregon Program (HOP)

### By race and ethnicity.



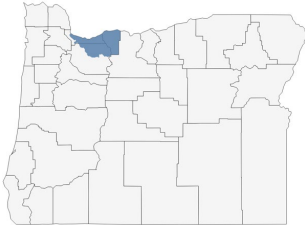
### By age.



**5,144** are enrolled in a benefit plan for intellectual or developmental disabilities.

# OHP Enrollment Quick Facts

## Oregon Congressional District 3



**255,721**

people in District 3  
are on OHP

**59%**

of children 0-17

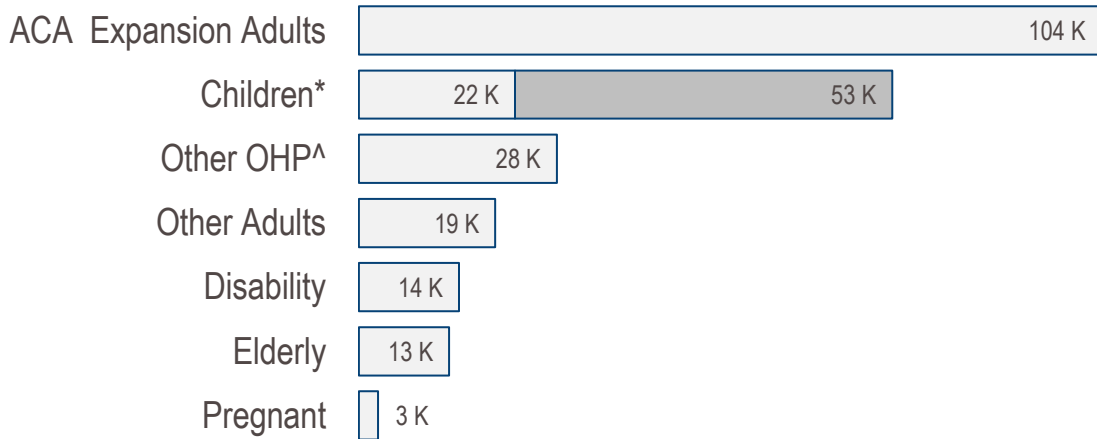
**38%**

of all residents

**7%**

also enrolled in  
Medicare

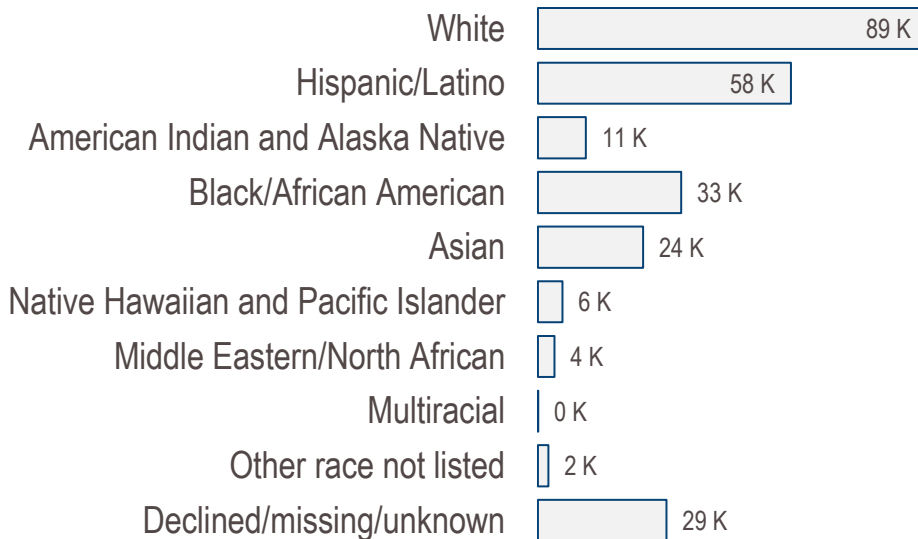
### By eligibility group.



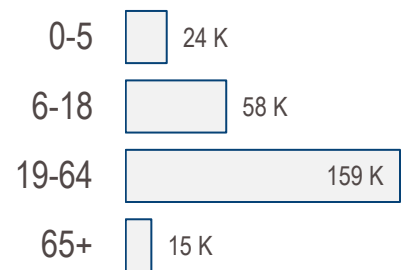
\* ■ CHIP ■ Other

^ Bridge Basic Health Plan (BHP) and Healthier Oregon Program (HOP)

### By race and ethnicity.



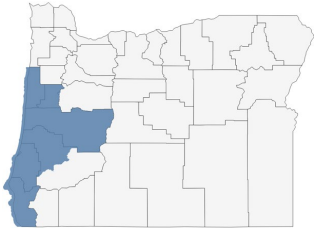
### By age.



**5,844** are enrolled in a benefit plan for intellectual or developmental disabilities.

# OHP Enrollment Quick Facts

## Oregon Congressional District 4




**239,026**  
people in District 4  
are on OHP

**60%**  
of children 0-17

**34%**  
of all residents

**8%**  
also enrolled in  
Medicare

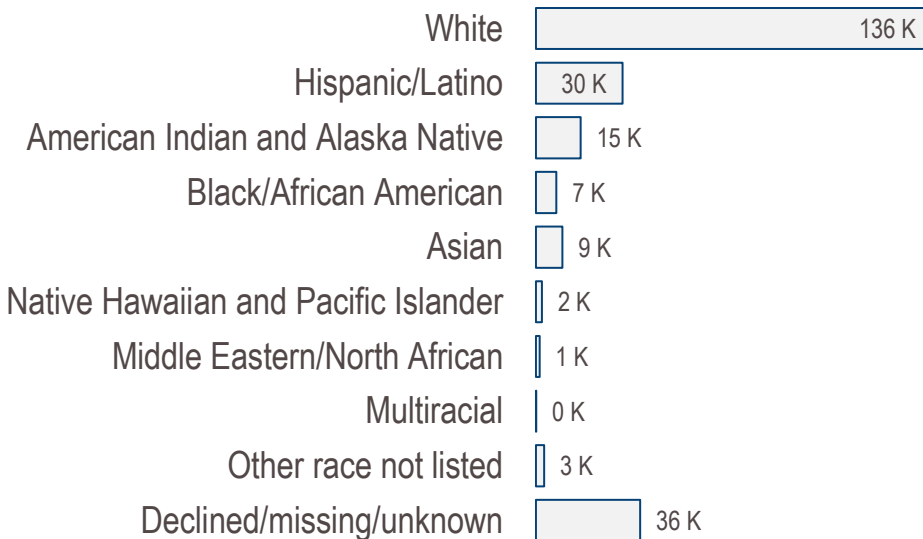
### By eligibility group.



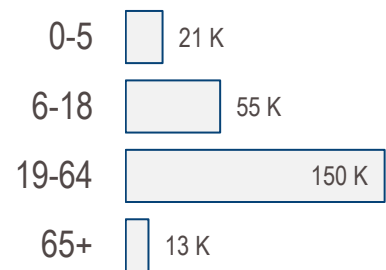
\* ■ CHIP ■ Other

^ Bridge Basic Health Plan (BHP) and Healthier Oregon Program (HOP)

### By race and ethnicity.



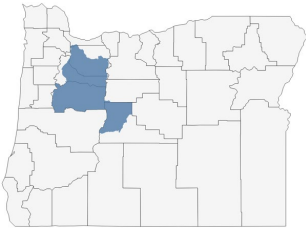
### By age.



**6,465** are enrolled in a benefit plan for intellectual or developmental disabilities.

# OHP Enrollment Quick Facts

## Oregon Congressional District 5



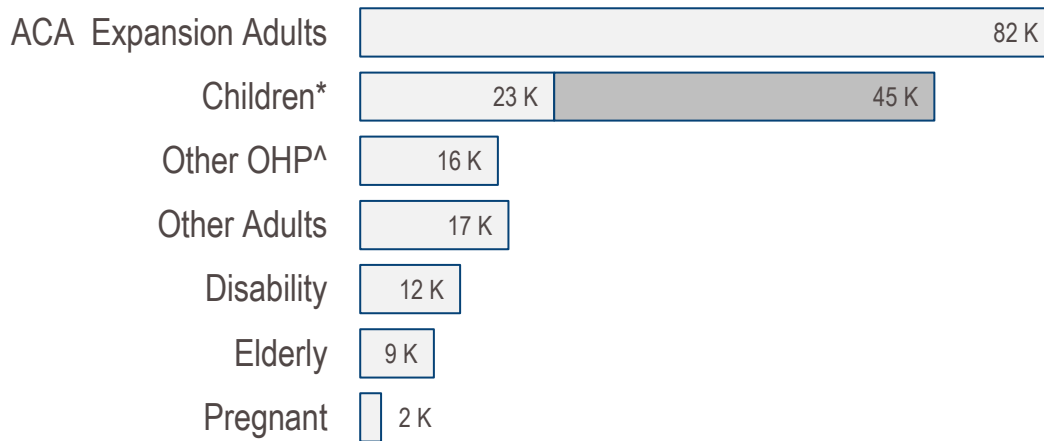
**205,974**  
people in District 5  
are on OHP

**48%**  
of children 0-17

**29%**  
of all residents

**7%**  
also enrolled in  
Medicare


### By eligibility group.



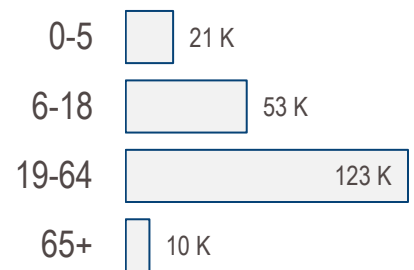
\* ■ CHIP ■ Other

^ Bridge Basic Health Plan (BHP) and Healthier Oregon Program (HOP)

### By race and ethnicity.



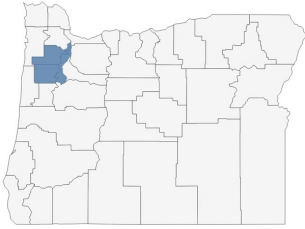
### By age.



**5,184** are enrolled in a benefit plan for intellectual or developmental disabilities.

# OHP Enrollment Quick Facts

## Oregon Congressional District 6



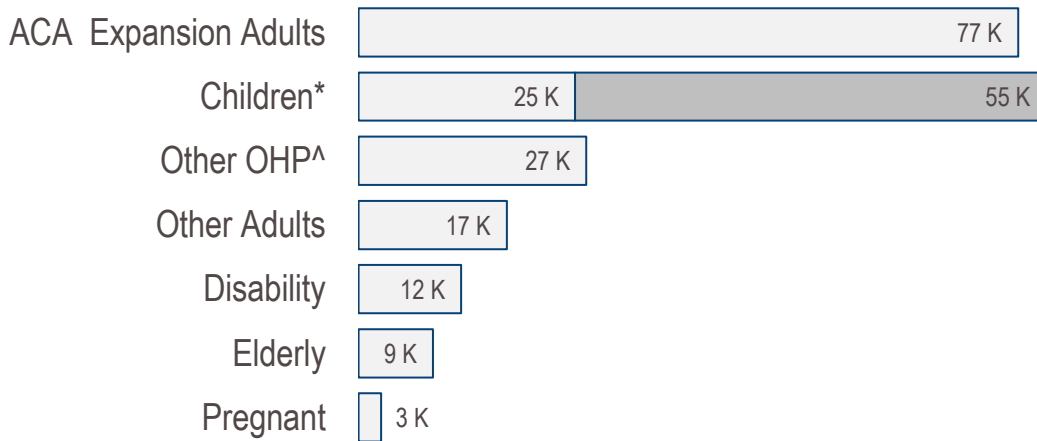
**223,744**  
people in District 6  
are on OHP

**53%**  
of children 0-17

**31%**  
of all residents

**6%**  
also enrolled in  
Medicare


### By eligibility group.



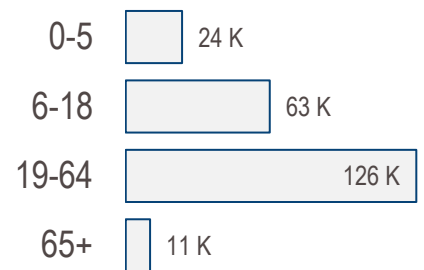
\* ■ CHIP ■ Other

<sup>^</sup> Bridge Basic Health Plan (BHP) and Healthier Oregon Program (HOP)

### By race and ethnicity.



### By age.



**5,408** are enrolled in a benefit plan for intellectual or developmental disabilities.



# Resources

## Data Sources

- Enrollment: Medicaid Management Information System (MMIS). January 2025.
- Race/ethnicity: OHA REALD and SOGI Data Repository.
- Census district population estimates: American Community Survey 2023.
- Statewide population estimates: PSU Population Research Center, July 2024

## Explore More OHP Enrollment Data

- [Enrollment Report](#) (dashboard)
- [Demographic Report](#) (dashboard)

## Accessibility

You can get this document in other languages, large print, braille, or a format you prefer free of charge. Contact [HPA.IDEA.Team@odhsoha.Oregon.gov](mailto:HPA.IDEA.Team@odhsoha.Oregon.gov).