

# American Community Survey Data Release

## Uninsurance rates remained low in Oregon and nationwide in 2018.

Data.Census.gov Data—released September 26, 2019 [data.census.gov](https://data.census.gov)



The American Community Survey (ACS) is an annual national survey conducted by the U.S. Census Bureau. In 2008, the ACS started collecting data on health insurance coverage.

Each year approximately 26,000 Oregonians are included in the ACS, and the total nationwide sample is approximately 2.2 million people.<sup>1</sup> Data is released annually on a set schedule, beginning in mid-September.

Many estimates of insurance coverage are available from different state and national sources. Sources most commonly used in Oregon are the Oregon Health Insurance Survey<sup>2</sup> (OHIS) and the American Community Survey (ACS). While each data

source has differing methodologies and results, each show the same trend: fewer Oregonians are without health insurance after implementation of the Affordable Care Act.

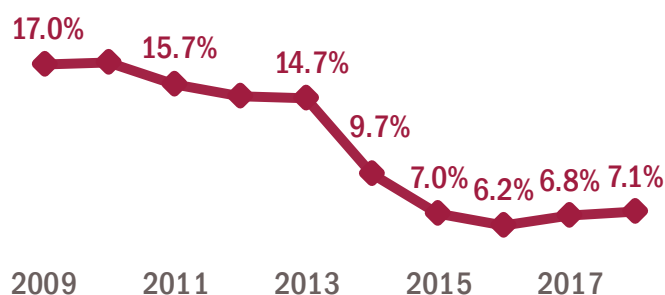
The OHIS historically produces a lower uninsurance rate than the national ACS. This is because the OHIS uses Medicaid branded names like “OHP” and “Healthy Kids,” asks follow-up questions to confirm if someone is uninsured, and applies sampling methods to increase responses among hard to reach groups. Also, the ACS has historically underestimated Medicaid.

No one survey estimate is “right” or “wrong.” Rather, each estimate has different pros and cons associated with its use.

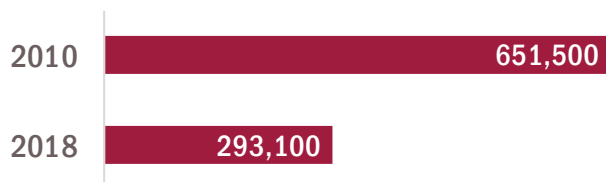
The uninsurance rate increased slightly in 2018 for both Oregon and the United States.



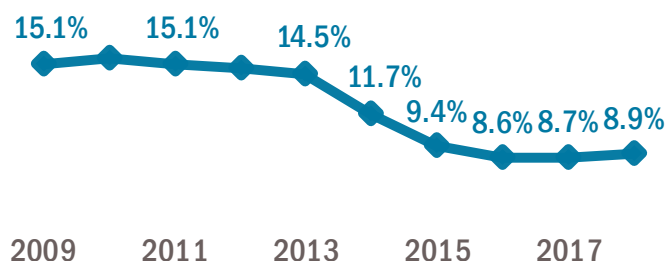
Uninsurance rate by year



Approximate number of people uninsured by year



Uninsured rates in the U.S. ranged from 2.8% in Massachusetts to 17.7% in Texas. At 7.1%, Oregon is below the U.S. national rate of 8.9% uninsured.



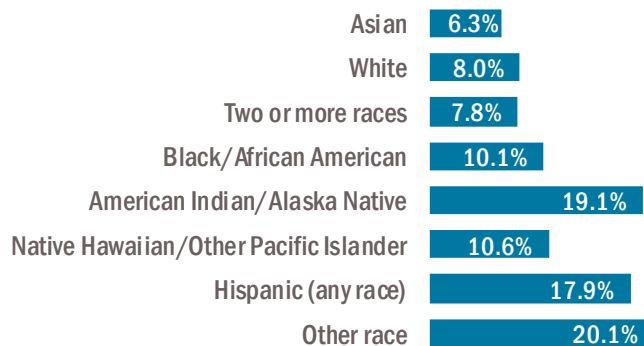
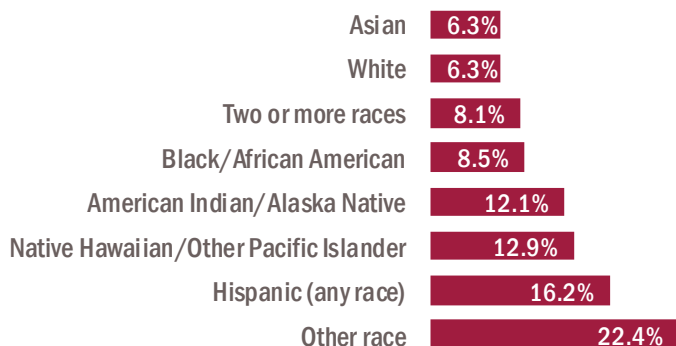
<sup>1</sup> ACS data website: <http://www.census.gov/acs/www/methodology/sample-size-and-data-quality/sample-size/index.php>

<sup>2</sup> OHA's website: <http://www.oregon.gov/oha/HPA/ANALYTICS/Pages/Insurance-Data.aspx>



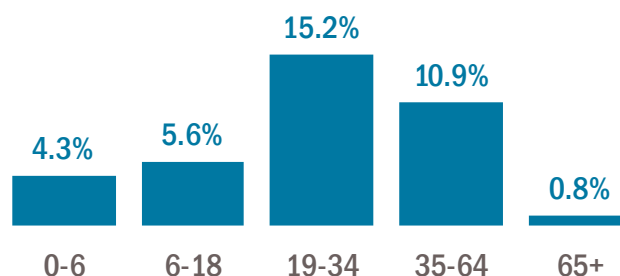
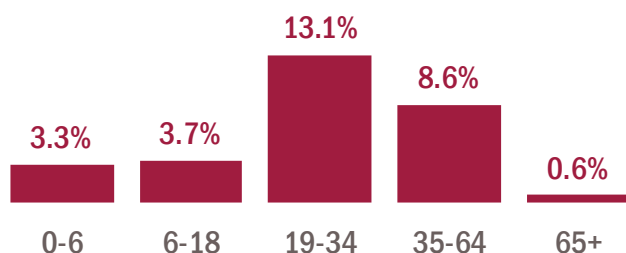
Most race and ethnic groups in Oregon had lower uninsurance rates than their counterparts nationwide.

Uninsurance Rate by Race and Ethnicity, 2018



Adults ages 19-34 had the highest rates of uninsurance.

Uninsurance Rate by Age Group, 2018



Compared to the nation, unemployed people in Oregon were less likely to be uninsured.

Uninsurance Rate by Employment Status, 2018

