

American Community Survey Data Release

Uninsurance rates remained low in Oregon in 2024.

ACS Data released on September 11, 2025 data.census.gov

2024

Insurance coverage rates in Oregon outpace the national average.



94.8%

Rank 10th

Rank in 2018: 21st

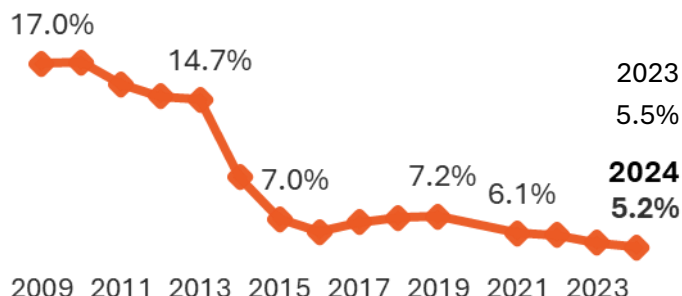


91.8%

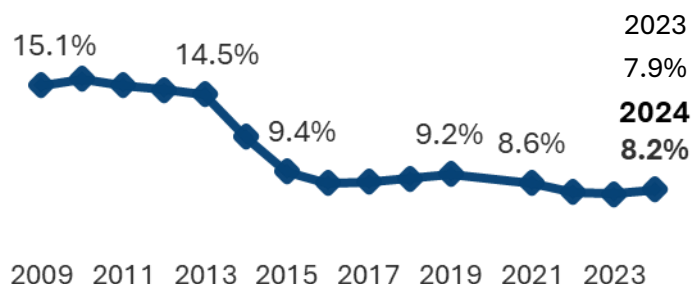
Statewide and national health insurance coverage rates, 2024 ACS

In 2024, the rate of people in Oregon without insurance declined while it increased nationally.

Uninsurance rate by year



In 2024, uninsurance rates in the U.S. ranged from 2.8% in Massachusetts to 16.7% in Texas.



Estimates of insurance coverage are available from a variety of national and state sources.

The [American Community Survey](#) (ACS) is a broad national survey conducted annually by the U.S. Census Bureau which includes data on health insurance coverage; data for the previous year are available each September. The [Oregon Health Insurance Survey](#) (OHIS), which provides estimates every other year, is the primary source for assessing access to affordable health insurance in Oregon. It can be supplemented with information from the ACS.

While each data source has differing methodologies and results, each show that the number of people without insurance sharply declined after implementation of the Affordable Care Act in 2014. While coverage

Uninsurance Rates

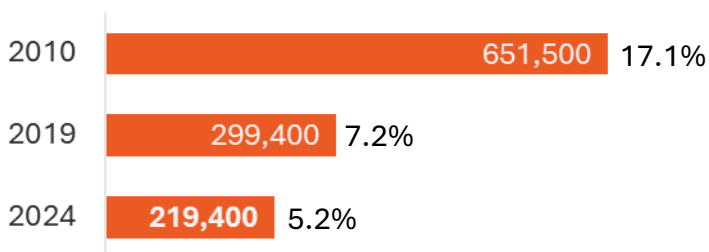


gains in Oregon have continued with Oregon-specific programs such as [Healthier Oregon](#) and [OHP Bridge](#), the ACS shows that, nationally, health insurance coverage decreased from 2023 to 2024.

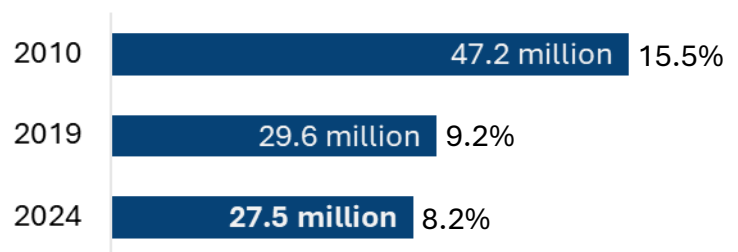
OHIS historically produces a higher health insurance coverage rate than the national ACS. This is because OHIS uses branded Oregon Medicaid names like “OHP,” asks follow-up questions to confirm if someone is uninsured, and applies sampling methods to increase responses among priority populations. For similar reasons, the ACS has historically underestimated Medicaid enrollment. No one survey estimate is “right” or “wrong.” Rather, each source has different benefits and limitations.

Insurance coverage rates and other data from OHIS, supplemented by ACS data, are a key part of monitoring access to affordable and quality health care for all people in Oregon.

Approximate number and percent of uninsured people by year



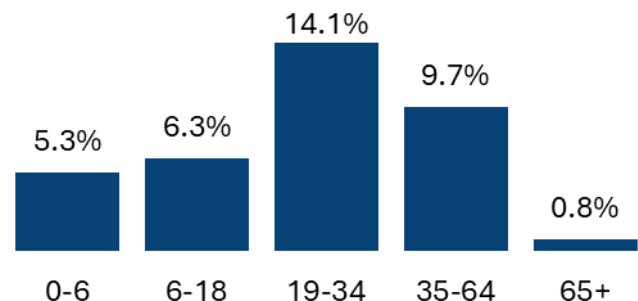
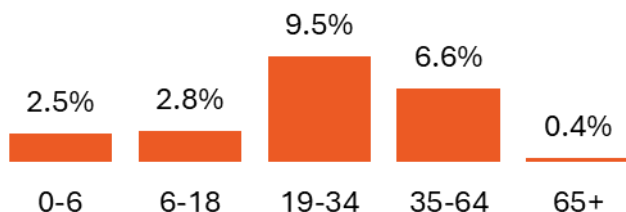
Approx. **432,100** fewer people in Oregon without health insurance between 2010 and 2024 (an **11.9 percentage point decrease**).



Approx. **19.7 million** fewer Americans without health insurance between 2010 and 2024 (a **7.3 percentage point decrease**).

Adults ages 19-34 years had the highest rates of being uninsured both in Oregon and nationally.

Uninsurance Rates by Age groups, 2024

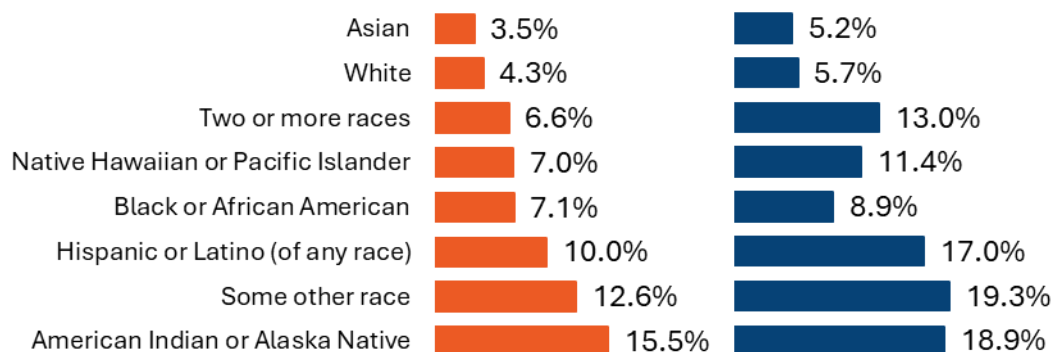


Uninsurance Rates



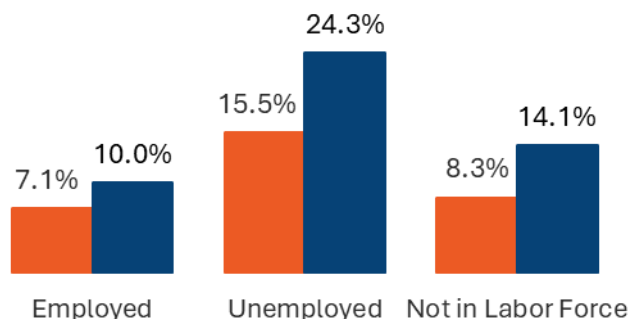
While the percentage of people without insurance is low, disparities by race persist.

Uninsurance Rates by Race alone and Ethnicity groups, 2024



People who were unemployed were about twice as likely to not have health insurance.

Uninsurance Rates by Employment Status, 2024



People who were unemployed were about twice as likely to not have health insurance, both in Oregon and nationally. However, while 15.5% of unemployed Oregonians did not have health insurance, nearly a quarter of unemployed people nationwide lacked insurance. These data show that unemployed people in Oregon had better access to health insurance than people nationally.

This factsheet uses data from the 2024 [American Community Survey](#) analyzed and organized by staff in the Oregon Health Authority's Office of Health Analytics. For information on the [American Community Survey](#) and to explore data visit [data.census.gov](#). Visit's OHA's website on the [Oregon Health Insurance Survey \(OHIS\)](#) for more information.

Please direct questions or comments about this report to: Coverage.Analytics@oha.oregon.gov

You can get this document in other languages, large print, braille or a format you prefer free of charge. Contact the Office of Health Analytics at Coverage.Analytics@oha.oregon.gov.