




Surgery Center of Southern Oregon, LLC  
Reviewed Financial Statements  
For the Years Ended December 31, 2022 and 2021











[REDACTED]



























Surgery Center of Southern Oregon, LLC


Reviewed Financial Statements  
For the Years Ended December 31, 2023 and 2022




































Surgery Center of Southern Oregon, LLC

Compiled Financial Statements  
For the Year Ended December 31, 2024









[REDACTED]

As of August 31, 2025

\_\_\_\_\_  
\_\_\_\_\_  
\_\_\_\_\_

Profession	1990	2000
Professions		
Physicians	10	10
Lawyers	10	10
Engineers	10	10
Scientists	10	10
Teachers	10	10
Social workers	10	10
Nurses	10	10
Police officers	10	10
Firefighters	10	10
Other	10	10
Non-Professions		
Unemployed	10	10
Retailers	10	10
Manufacturers	10	10
Construction workers	10	10
Transportation workers	10	10
Service workers	10	10
Other	10	10

██████████

[REDACTED]

[REDACTED]

[REDACTED]

As of August 31, 2025

████████████████████

Profession	United States (Millions)	United Kingdom (Millions)
Lawyer	1.2	0.2
Police	0.8	0.4
Teacher	0.7	0.3
Doctor	0.6	0.2
Engineer	0.5	0.2
Accountant	0.4	0.2
Journalist	0.3	0.1
Writer	0.3	0.1
Actor	0.2	0.1
Musician	0.2	0.1
Artist	0.2	0.1
Designer	0.2	0.1
Architect	0.2	0.1
Scientist	0.2	0.1
Historian	0.1	0.1
Philosopher	0.1	0.1
Religious leader	0.1	0.1
Politician	0.1	0.1
Business executive	0.1	0.1
Entrepreneur	0.1	0.1
Investor	0.1	0.1
Banker	0.1	0.1
Insurance agent	0.1	0.1
Real estate agent	0.1	0.1
Marketing executive	0.1	0.1
Public relations executive	0.1	0.1
Human resources executive	0.1	0.1
Operations executive	0.1	0.1
Finance executive	0.1	0.1
Legal executive	0.1	0.1
Medical executive	0.1	0.1
Engineering executive	0.1	0.1
Accounting executive	0.1	0.1
Journalism executive	0.1	0.1
Writing executive	0.1	0.1
Acting executive	0.1	0.1
Musical executive	0.1	0.1
Artistic executive	0.1	0.1
Design executive	0.1	0.1
Architectural executive	0.1	0.1
Scientific executive	0.1	0.1
Historical executive	0.1	0.1
Philosophical executive	0.1	0.1
Religious executive	0.1	0.1
Political executive	0.1	0.1
Business executive	0.1	0.1
Entrepreneurial executive	0.1	0.1
Investment executive	0.1	0.1
Banking executive	0.1	0.1
Insurance executive	0.1	0.1
Real estate executive	0.1	0.1
Marketing executive	0.1	0.1
Public relations executive	0.1	0.1
Human resources executive	0.1	0.1
Operations executive	0.1	0.1
Finance executive	0.1	0.1
Legal executive	0.1	0.1
Medical executive	0.1	0.1
Engineering executive	0.1	0.1
Accounting executive	0.1	0.1
Journalism executive	0.1	0.1
Writing executive	0.1	0.1
Acting executive	0.1	0.1
Musical executive	0.1	0.1
Artistic executive	0.1	0.1
Design executive	0.1	0.1
Architectural executive	0.1	0.1
Scientific executive	0.1	0.1
Historical executive	0.1	0.1
Philosophical executive	0.1	0.1
Religious executive	0.1	0.1
Political executive	0.1	0.1
Business executive	0.1	0.1
Entrepreneurial executive	0.1	0.1
Investment executive	0.1	0.1
Banking executive	0.1	0.1
Insurance executive	0.1	0.1
Real estate executive	0.1	0.1
Marketing executive	0.1	0.1
Public relations executive	0.1	0.1
Human resources executive	0.1	0.1
Operations executive	0.1	0.1
Finance executive	0.1	0.1
Legal executive	0.1	0.1
Medical executive	0.1	0.1
Engineering executive	0.1	0.1
Accounting executive	0.1	0.1
Journalism executive	0.1	0.1
Writing executive	0.1	0.1
Acting executive	0.1	0.1
Musical executive	0.1	0.1
Artistic executive	0.1	0.1
Design executive	0.1	0.1
Architectural executive	0.1	0.1
Scientific executive	0.1	0.1
Historical executive	0.1	0.1
Philosophical executive	0.1	0.1
Religious executive	0.1	0.1
Political executive	0.1	0.1
Business executive	0.1	0.1
Entrepreneurial executive	0.1	0.1
Investment executive	0.1	0.1
Banking executive	0.1	0.1
Insurance executive	0.1	0.1
Real estate executive	0.1	0.1
Marketing executive	0.1	0.1
Public relations executive	0.1	0.1
Human resources executive	0.1	0.1
Operations executive	0.1	0.1
Finance executive	0.1	0.1
Legal executive	0.1	0.1
Medical executive	0.1	0.1
Engineering executive	0.1	0.1
Accounting executive	0.1	0.1
Journalism executive	0.1	0.1
Writing executive	0.1	0.1
Acting executive	0.1	0.1
Musical executive	0.1	0.1
Artistic executive	0.1	0.1

\_\_\_\_\_  
\_\_\_\_\_  
\_\_\_\_\_

\_\_\_\_\_  
\_\_\_\_\_  
\_\_\_\_\_

\_\_\_\_\_  
\_\_\_\_\_  
\_\_\_\_\_

Category	Item	Value
Category 1	Item 1.1	10
	Item 1.2	20
	Item 1.3	30
	Item 1.4	40
	Item 1.5	50
	Item 1.6	60
	Item 1.7	70
	Item 1.8	80
	Item 1.9	90
	Item 1.10	100
Category 2	Item 2.1	10
	Item 2.2	20
	Item 2.3	30
	Item 2.4	40
	Item 2.5	50
	Item 2.6	60
	Item 2.7	70
	Item 2.8	80
	Item 2.9	90
	Item 2.10	100
Category 3	Item 3.1	10
	Item 3.2	20
	Item 3.3	30
	Item 3.4	40
	Item 3.5	50
	Item 3.6	60
	Item 3.7	70
	Item 3.8	80
	Item 3.9	90
	Item 3.10	100
Category 4	Item 4.1	10
	Item 4.2	20
	Item 4.3	30
	Item 4.4	40
	Item 4.5	50
	Item 4.6	60
	Item 4.7	70
	Item 4.8	80
	Item 4.9	90
	Item 4.10	100
Category 5	Item 5.1	10
	Item 5.2	20
	Item 5.3	30
	Item 5.4	40
	Item 5.5	50
	Item 5.6	60
	Item 5.7	70
	Item 5.8	80
	Item 5.9	90
	Item 5.10	100

\_\_\_\_\_

[illegible]

113

January through August 2025

Category	Value	Value
Category 1	10	10
Category 2	20	20
Category 3	30	30
Category 4	40	40
Category 5	50	50
Category 6	60	60
Category 7	70	70
Category 8	80	80
Category 9	90	90
Category 10	100	100
Category 11	110	110
Category 12	120	120
Category 13	130	130
Category 14	140	140
Category 15	150	150
Category 16	160	160
Category 17	170	170
Category 18	180	180
Category 19	190	190
Category 20	200	200
Category 21	210	210
Category 22	220	220
Category 23	230	230
Category 24	240	240
Category 25	250	250
Category 26	260	260
Category 27	270	270
Category 28	280	280
Category 29	290	290
Category 30	300	300
Category 31	310	310
Category 32	320	320
Category 33	330	330
Category 34	340	340
Category 35	350	350
Category 36	360	360
Category 37	370	370
Category 38	380	380
Category 39	390	390
Category 40	400	400
Category 41	410	410
Category 42	420	420
Category 43	430	430
Category 44	440	440
Category 45	450	450
Category 46	460	460
Category 47	470	470
Category 48	480	480
Category 49	490	490
Category 50	500	500

[REDACTED]

[REDACTED]

[REDACTED]

\_\_\_\_\_

\_\_\_\_\_  
\_\_\_\_\_  
\_\_\_\_\_

January through August 2025

██████████

[REDACTED]

SURGERY CENTER OF SOUTHERN OREGON, LLC  
Statement of Cash Flows  
January through August 2025

[REDACTED]  
[REDACTED]

[REDACTED]  
[REDACTED]  
[REDACTED]