

Medicaid EHR Incentive Payment Patient Volume Reporting Period Options

MEHRIP Applications in MAPIR: Patient Volume Reporting Period Options

The MEHRIP Team receives many questions around selecting the right 90-day Patient Volume time period for the two options available, as shown in the MAPIR attestation screens:

Calendar Year Preceding Payment Year

or

12 Months Preceding Attestation Date

IMPORTANT: The Patient Volume 90-Day period for an individual practitioner or any member of a Group Patient Volume Definition cannot overlap a previous Program Year 90-Day Patient Volume Period. CMS Rules do not allow recycling eligibility criteria in subsequent Program Years, e.g., re-using all or part of a patient volume period from a previous Program Year attestation.

1. Calendar Year Preceding Payment Year

Using **Program Year 2018** as an example, when selecting the option “Calendar Year Preceding Payment Year,” you will be able to put in a Start Date from any date in **Calendar Year 2017**, as long as the end date of the 90-day period is also contained within Calendar Year 2017. In the example below, the start date of 04/01/2017 was entered:

Patient Volume 90 Day Period (Part 2 of 3)


The continuous 90 day volume reporting period may be from either the calendar year preceding the payment year or the 12 months before the attestation date. Select either previous calendar year or previous 12 months, then enter the **Start Date** of your continuous 90 day period.

*When ready click the **Save & Continue** button to review your selection, or click **Previous** to go back. Click **Reset** to restore this panel to the starting point.*

(*) Red asterisk indicates a required field.

*Please select one of the following two options.

Calendar Year Preceding Payment Year 12 Months Preceding Attestation Date

*** Start Date:** 
mm/dd/yyyy

Please Note: The **Start Date** must fall within the period that is applicable to your selected volume period.

Medicaid EHR Incentive Payment Patient Volume Reporting Period Options

Upon clicking “Save and Continue” MAPIR calculates the correct 90-day period and automatically fills in the end date: 06/29/2017.

Patient Volume 90 Day Period (Part 2 of 3)

Please review the **Start Date** and **End Date** of your selected continuous 90 day period for patient volume.

When ready click the **Save & Continue** button to continue, or click **Previous** to go back.

Start Date: Apr 01, 2017
End Date: Jun 29, 2017

Previous **Save & Continue**

However, if you enter a start date that violates the rules of your 90-day Patient Volume period option, an error message will appear: *** The date that you have specified is invalid.** You will not be able to proceed with your application. In the example below, the start date entered is 10/04/2017. It is invalid because the end date of the 90-day period would be 01/01/2018, which is NOT in Calendar Year 2017.

Patient Volume 90 Day Period (Part 2 of 3)


The continuous 90 day volume reporting period may be from either the calendar year preceding the payment year or the 12 months before the attestation date. Select either previous calendar year or previous 12 months, then enter the **Start Date** of your continuous 90 day period.

When ready click the **Save & Continue** button to review your selection, or click **Previous** to go back. Click **Reset** to restore this panel to the starting point.

(*) Red asterisk indicates a required field.

*Please select one of the following two options.

Calendar Year Preceding Payment Year 12 Months Preceding Attestation Date

*** Start Date:** 
mm/dd/yyyy

Please Note: The **Start Date** must fall within the period that is applicable to your selected volume period.

The date that you have specified is invalid.

Previous **Reset** **Save & Continue**

Medicaid EHR Incentive Payment Patient Volume Reporting Period Options

2. 12 Months Preceding Attestation Date

In the example for the option to submit a 90-day period from the “12 Months Preceding Attestation Date” option, pretend we are submitting the attestation on 05/01/2019.

The earliest date you can choose for the 90-day Patient Volume period is **05/01/2018**. Here are the screenshots from MAPIR showing the start date and automatically calculated end date of the Patient Volume period:

Patient Volume 90 Day Period (Part 2 of 3)


The continuous 90 day volume reporting period may be from either the calendar year preceding the payment year or the 12 months before the attestation date. Select either previous calendar year or previous 12 months, then enter the **Start Date** of your continuous 90 day period.

When ready click the **Save & Continue** button to review your selection, or click **Previous** to go back. Click **Reset** to restore this panel to the starting point.

(*) Red asterisk indicates a required field.

*Please select one of the following two options.

Calendar Year Preceding Payment Year 12 Months Preceding Attestation Date

*** Start Date:** 
mm/dd/yyyy

Please Note: The **Start Date** must fall within the period that is applicable to your selected volume period.

Previous **Reset** **Save & Continue**

Patient Volume 90 Day Period (Part 2 of 3)

Please review the **Start Date** and **End Date** of your selected continuous 90 day period for patient volume.

When ready click the **Save & Continue** button to continue, or click **Previous** to go back.

Start Date: May 01, 2018
End Date: Jul 29, 2018

Please note: If you attempt to submit your application at a later date, the dates you selected above may be invalid at that time. If this occurs, you will receive an error message and you will need to change the dates and your patient volume numbers in order to meet the requirements and submit your application.

Previous **Save & Continue**

Medicaid EHR Incentive Payment Patient Volume Reporting Period Options

When using 05/01/2019 as the **submit** date (red circle), the dates highlighted in blue illustrate the EARLIEST start date and time period you can use for the 90-day Patient Volume time period:

2019

May						
Sun	Mon	Tue	Wed	Thu	Fri	Sat
			1	2	3	4
5	6	7	8	9	10	11
12	13	14	15	16	17	18
19	20	21	22	23	24	25
26	27	28	29	30	31	

2018

May						
Sun	Mon	Tue	Wed	Thu	Fri	Sat
		1	2	3	4	5
6	7	8	9	10	11	12
13	14	15	16	17	18	19
20	21	22	23	24	25	26
27	28	29	30	31		

June						
Sun	Mon	Tue	Wed	Thu	Fri	Sat
					1	2
3	4	5	6	7	8	9
10	11	12	13	14	15	16
17	18	19	20	21	22	23
24	25	26	27	28	29	30

July						
Sun	Mon	Tue	Wed	Thu	Fri	Sat
1	2	3	4	5	6	7
8	9	10	11	12	13	14
15	16	17	18	19	20	21
22	23	24	25	26	27	28
29	30	31				

If you are delayed, and are unable to submit your attestation until **05/15/2019**, the Patient Volume time period will no longer be valid, and you will receive the error message: *** The date that you have specified is invalid.**

Stepping forward one day on the submit date, means the EARLIEST start date for your Patient Volume period also moves forward by one day, to keep within the “12 months Preceding Attestation Date” definition. If the submit date is **05/15/2019**, the earliest time period for the 90-day Patient Volume period is now 05/15/2018 – 05/15/2019:

2019

May						
Sun	Mon	Tue	Wed	Thu	Fri	Sat
			1	2	3	4
5	6	7	8	9	10	11
12	13	14	15	16	17	18
19	20	21	22	23	24	25
26	27	28	29	30	31	

2018

May						
Sun	Mon	Tue	Wed	Thu	Fri	Sat
		1	2	3	4	5
6	7	8	9	10	11	12
13	14	15	16	17	18	19
20	21	22	23	24	25	26
27	28	29	30	31		

June						
Sun	Mon	Tue	Wed	Thu	Fri	Sat
					1	2
3	4	5	6	7	8	9
10	11	12	13	14	15	16
17	18	19	20	21	22	23
24	25	26	27	28	29	30

July						
Sun	Mon	Tue	Wed	Thu	Fri	Sat
1	2	3	4	5	6	7
8	9	10	11	12	13	14
15	16	17	18	19	20	21
22	23	24	25	26	27	28
29	30	31				

August						
Sun	Mon	Tue	Wed	Thu	Fri	Sat
				1	2	3
4	5	6	7	8	9	10
11	12	13	14	15	16	17
18	19	20	21	22	23	24
25	26	27	28	29	30	31

When using the “12 months Preceding Attestation Date” option for the 90-day Patient Volume time period, the start date may expire before you submit your attestation. This is why MAPIR has a warning: **“Please note: the dates you have selected above may be invalid if you attempt to submit your application at a later date.”**