

Addictions and Mental Health Planning and Advisory Council (AMHPAC)

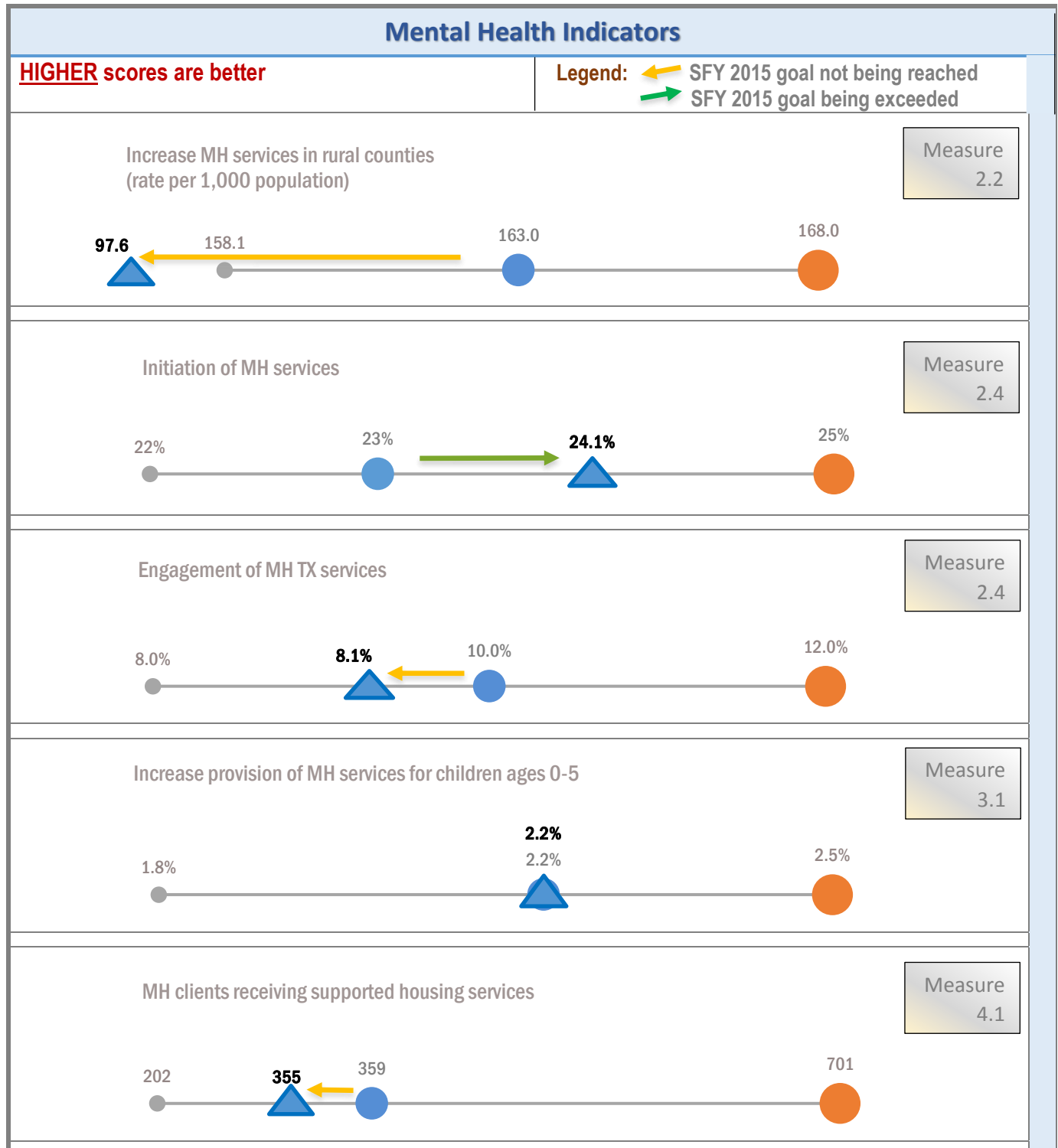
Statewide Quality Indicators for Combined Block Grant

The graphs below are the collection of statewide quality indicators for the combined block grant.

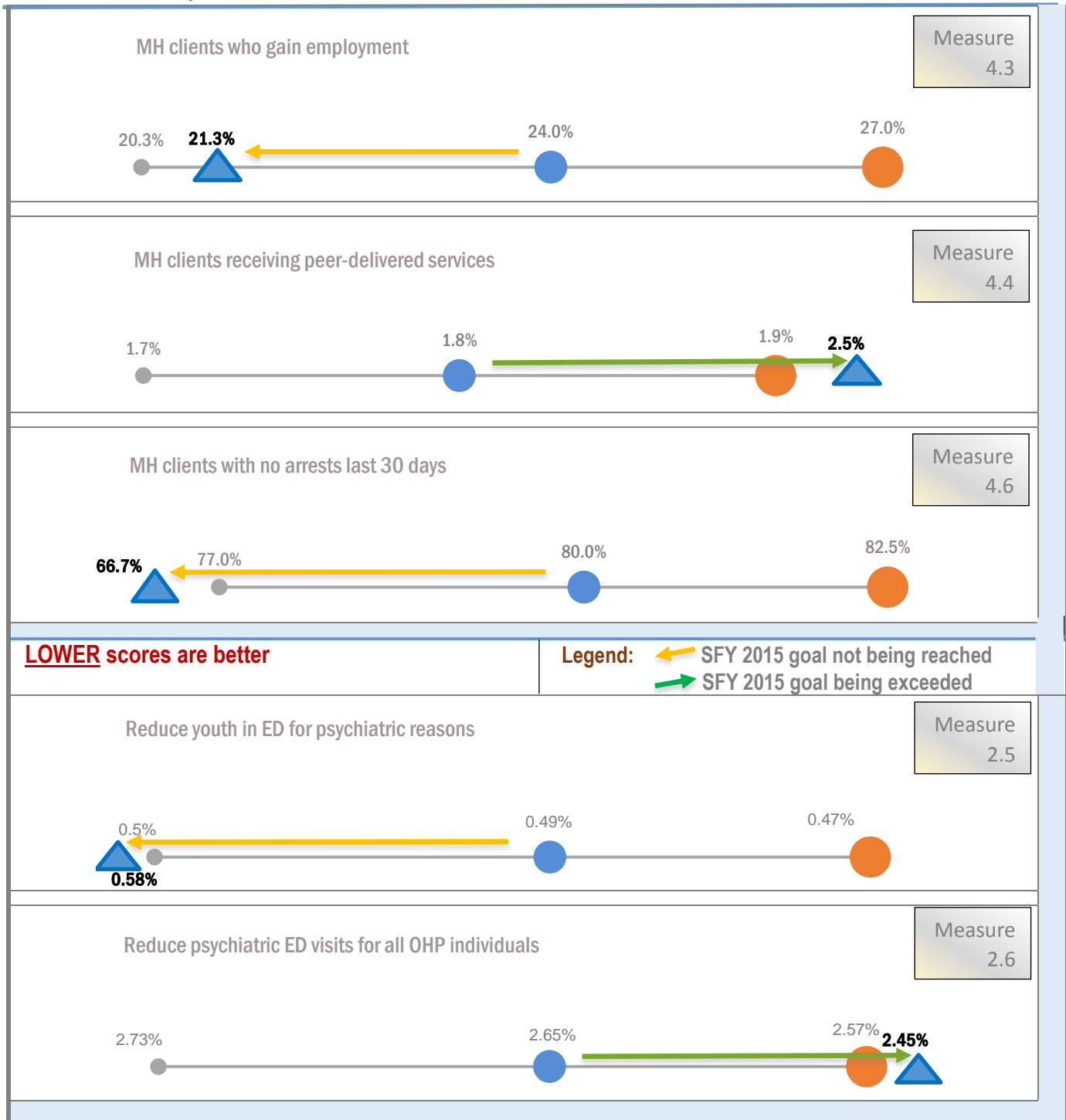
**Legend:**

- The gray ● dots represent baseline data of SFY 2014
- The blue ● dots represent the goal for SFY 2015
- The orange ● dots indicate the goal for SFY 2016
- The blue ▲ triangles represent the actual 2015 data

➔ represents SFY 2015 goal being exceeded  
➔ represents SFY 2015 goal not being reached



Addictions and Mental Health Planning and Advisory Council (AMHPAC)  
 Statewide Quality Indicators for Combined Block Grant



Addictions and Mental Health Planning and Advisory Council (AMHPAC)  
 Statewide Quality Indicators for Combined Block Grant

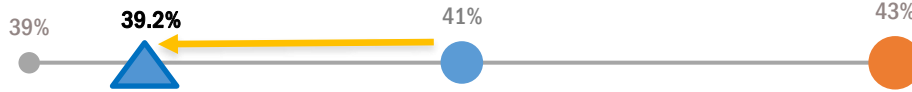
**Substance Use Disorder Indicators**

**HIGHER scores are better**

**Legend:**  SFY 2015 goal not being reached  
 SFY 2015 goal being exceeded

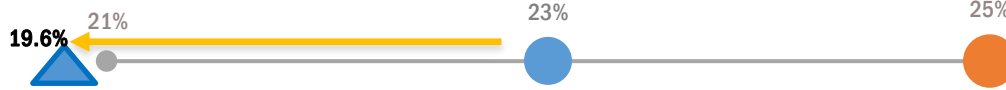
Initiation of SUD services

Measure  
2.3



Engagement of SUD services

Measure  
2.3




SUD clients receiving supported housing services

Measure  
4.1



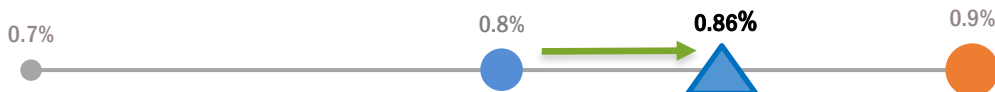
SUD clients who gain employment

Measure  
4.3



SUD clients receiving peer-delivered services

Measure  
4.4



SUD clients with no arrests last 30 days

Measure  
4.6



**Addictions and Mental Health Planning and Advisory Council (AMHPAC)  
Statewide Quality Indicators for Combined Block Grant**

---