

WEAPON CARRYING AND VIOLENCE

WEAPON CARRYING

OREGON BENCHMARKS¹ YEAR 2000 GOALS

66. Reduce the percentage of students who carry weapons to: 15%

U.S. HEALTHY PEOPLE² YEAR 2000 GOALS

7.10 Reduce the incidence of weapon carrying among adolescents age 14-17 to: 8.6%

U.S. NATIONAL EDUCATION Action Guide for Safe and Drug-Free Schools

Every school in the United States will be free of drugs, violence, and the unauthorized presence of firearms and alcohol.

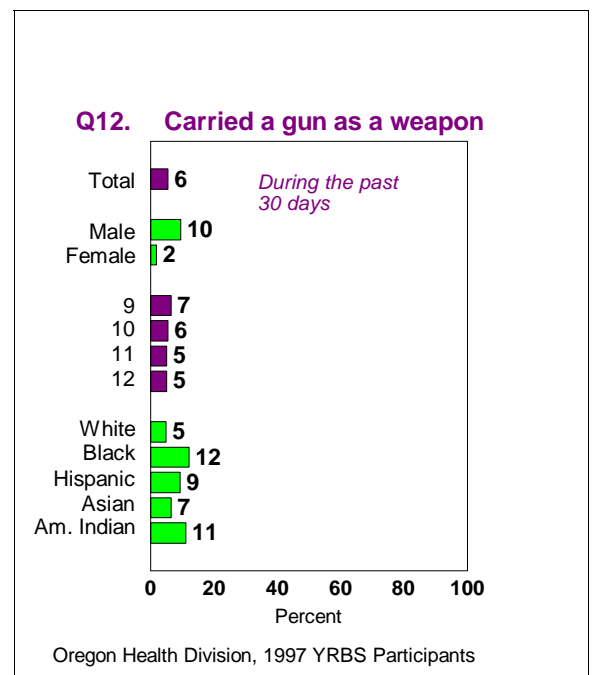
The next six questions measure the occurrence of weapon carrying and related behavior among Oregon high school students.

During 1990-1994, 19 percent of fatalities among Oregon children age 10-17 resulted from firearm injuries: 66 percent of suicides, 66 percent of homicides, and 4 percent of unintentional injuries. In all, 134 Oregon children age 10-17 died as a result of a firearm injury during 1990-1994. Sixty-five percent of suicides involving Oregonians 17 years old or younger in 1995 were committed with guns.¹² Increases in suicide among children and adolescents have been linked to firearms.¹⁵

WHAT OREGON STUDENTS REPORTED

Q12. During the past 30 days, on how many days did you carry a gun as a weapon?

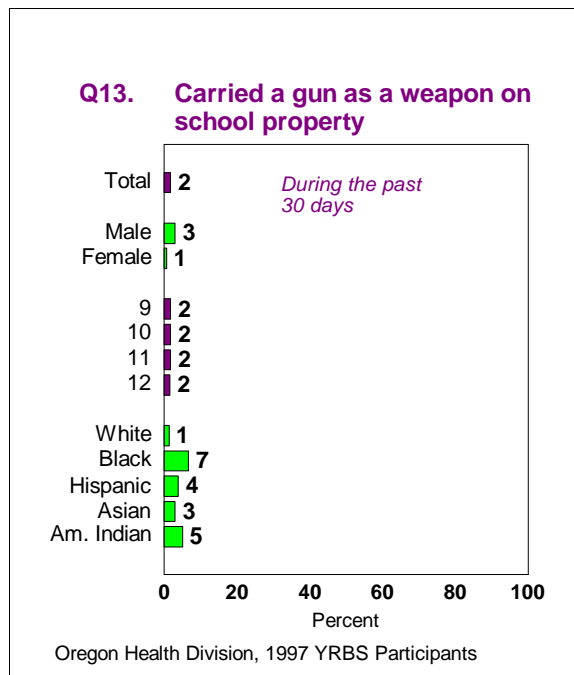
Six percent of participants had carried a gun as a weapon on one or more of the preceding 30 days, including significantly more males (10%) than females (2%). As grade increased significantly fewer students reported carrying a gun. Significantly more African American (12%), Hispanic (9%) and American Indian (11%) students carried a gun during the prior 30 days.



In 1995, eight percent of students participating in the national YRBS reported carrying a gun as a weapon in the preceding 30 days.

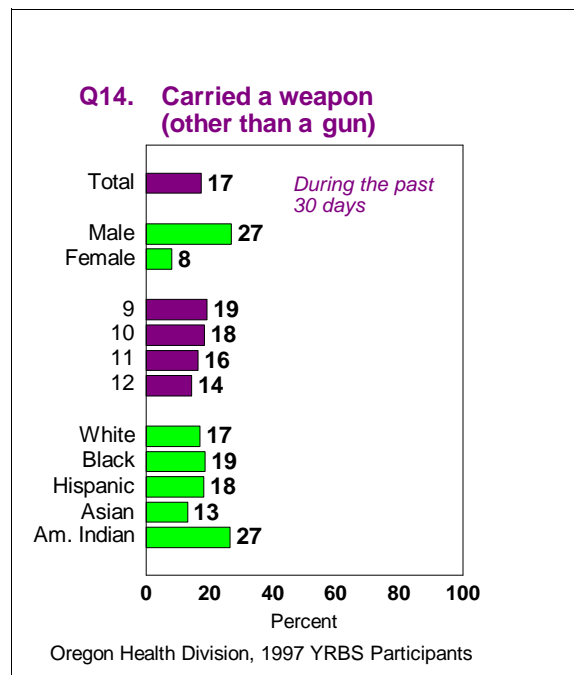
Q13. During the past 30 days, on how many days did you carry a gun as a weapon on school property?

On one or more of the 30 days preceding the survey, two percent of Oregon YRBS participants had carried a gun as a weapon on school property. *Significantly* more males (3%) than females (<1%) carried a gun on school property. There was no statistical difference by grade. *Significantly* more African American (7%), Hispanic (4%), Asian (3%) and American Indian (5%) students carried a gun on school property.



Q14. During the past 30 days, on how many days did you carry a weapon (other than a gun) such as a knife or a club?

On one or more of the 30 days preceding the survey, 17 percent of Oregon YRBS participants had carried a weapon other than a gun (such as a knife or a club). *Significantly* more males (27%) than females (8%) carried such a weapon. Weapon carrying decreased *significantly* as grade level increased. *Significantly* more American Indian students (27%) and *significantly* fewer Asian students (13%) carried a weapon such as a knife or club.

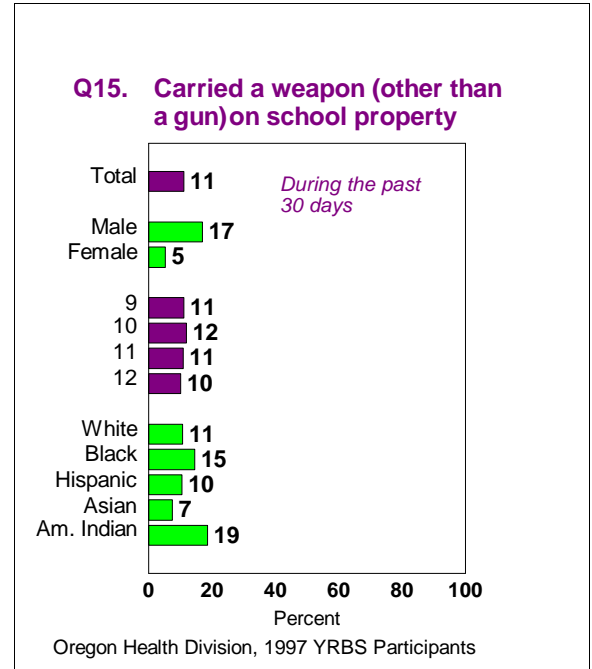


In 1995, 20 percent of students participating in the national YRBS reported carrying a weapon in the preceding thirty days.

Q15. During the past 30 days, on how many days did you carry a weapon (other than a gun) such as a knife or a club on school property?

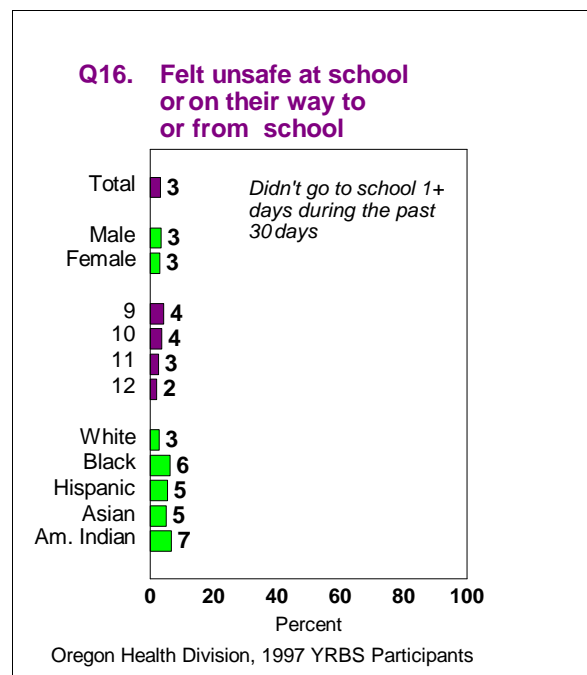
On one or more of the 30 days preceding the survey, 11 percent of Oregon YRBS participants had carried a weapon other than a gun on school property. *Significantly* more males (17%) than females (5%) carried such a weapon on school property. There was no statistical difference by grade. *Significantly* more American Indian students (19%) and *significantly* fewer Asian students (7%) carried such a weapon on school property.

In 1995, 10 percent of students participating in the national YRBS reported carrying a weapon (including a gun) on school property.



Q16. During the past 30 days, how many days did you not go to school because you felt you would be unsafe at school or on your way to or from school?

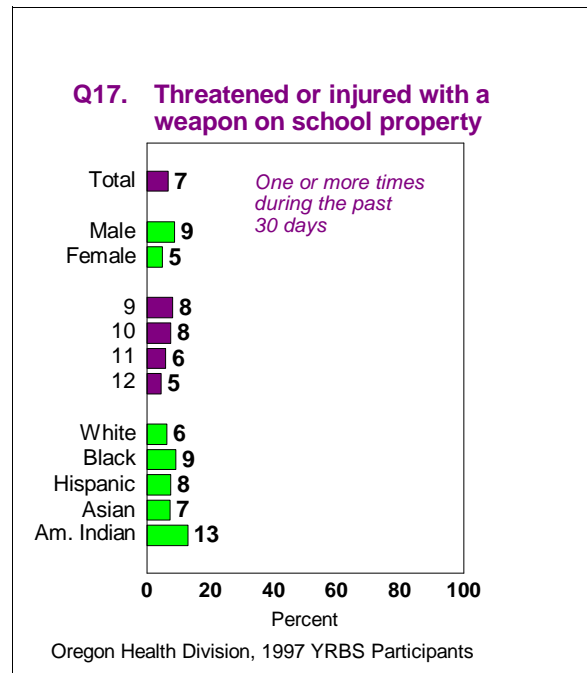
During the 30 days prior to the survey, three percent of Oregon YRBS participants did not go to school because they felt they would be unsafe at school or on their way to or from school. There was no statistically significant difference by gender. As grade level increased, staying away from school because of feeling unsafe *significantly* decreased. *Significantly* more African American (6%), Hispanic (5%), Asian (5%) and American Indian (7%) students stayed home because they felt unsafe.



In 1995, 5 percent of students participating in the national YRBS reported not going to school because they felt unsafe.

Q17. During the past 12 months, how many times has someone threatened or injured you with a weapon such as a gun, knife, or club on school property?

Seven percent of Oregon YRBS participants reported being threatened or injured with a weapon on school property during the 12 months prior to the survey. *Significantly* more males (9%) than females (5%) were so threatened or injured. As grade level increased, threats and injuries on school property *significantly* decreased. *Significantly* more American Indian (13%) students were threatened or injured.



In 1995, eight percent of students participating in the national YRBS reported being threatened or injured on school property.

WHAT OREGON STUDENTS WROTE

I think our school is pretty safe. I'm not scared to go to school

I have carried a gun on campus twice (2 ½ months ago).

Just last week I heard of a gun threat right outside my high school. It consisted of 5 students that don't even go to the school; because of fights or other reasons who are supposed to go to a different school. They were waiting for their bus waving their gun at innocent kids walking to the high school. The five were all arrested. This incident made me realize how close violence is to my friends and I at school. People who, at least now, have a record of bad behavior, should be kicked out or seriously taken care of.

The school also needs to stop worrying about drug abuse in the school and start worrying more about violence prevention.

First off, I wish to state that I don't consider a knife as a weapon. For too many years, people have used the tool as a weapon. My father has told me about how all through school, being a farm kid he always carried a knife. I do the same, because I use it many times during the day.

The weapons issue, well it's pretty sad people come to school with them for protection. You should feel protected in school and everywhere you go.

I hate how people at school get into physical fights. What makes me even more mad is when people stand around and watch a fight.

I know people who have guns wherever they go and its scary!

PROPERTY DAMAGE

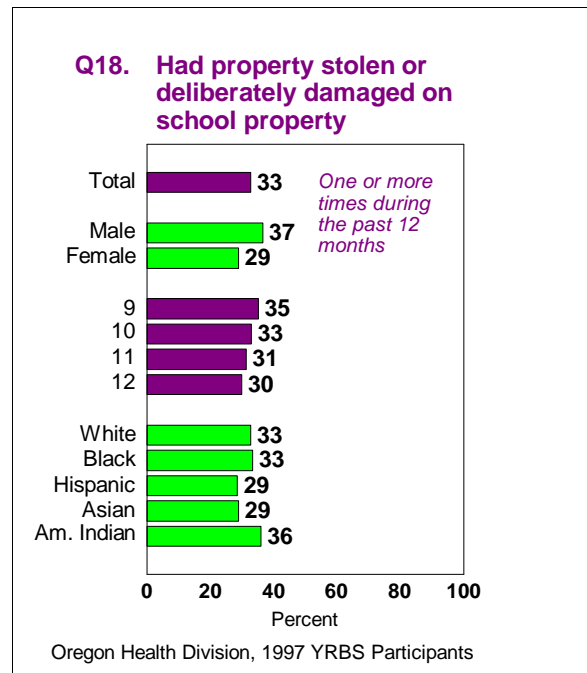
The next question measures the occurrence of property damage and theft among Oregon high school students on school property. Property damage often results from students' feelings of powerlessness or lack of control or routine in their lives.¹⁶

WHAT OREGON STUDENTS REPORTED

Q18. During the past 12 months, how many times has someone stolen or deliberately damaged your property such as your car, clothing, or books on school property?

Thirty-three percent of Oregon YRBS participants had property stolen or deliberately damaged on school property one or more times, during the 12 months prior to the survey. *Significantly* more males (37%) than females (29%) reported such thefts or damage. As grade level increased, property theft and damage *significantly* decreased. *Significantly* fewer Hispanic (29%) students had property stolen or deliberately damaged.

In 1995, 33 percent of students participating in the national YRBS reported having their property stolen or damaged at school.



PHYSICAL FIGHTING

U.S. HEALTHY PEOPLE² YEAR 2000 GOALS

7.9 Reduce by the incidence of physical fighting among adolescents age 14-17 (incidents per 100 students per month) to:

110

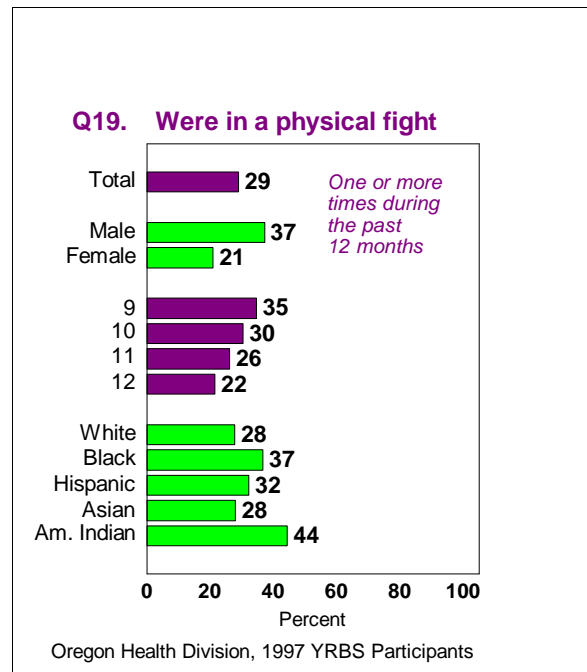
These four questions measure the frequency and severity of physical fights and the persons with whom Oregon high school students fought. Non-fatal fighting often precedes fatal violence.¹⁷ Physical fighting in adolescence has been shown to be a reliable predictor of subsequent health problems for the violent individual.¹⁸

WHAT OREGON STUDENTS REPORTED

Q19. During the past 12 months, how many times were you in a physical fight?

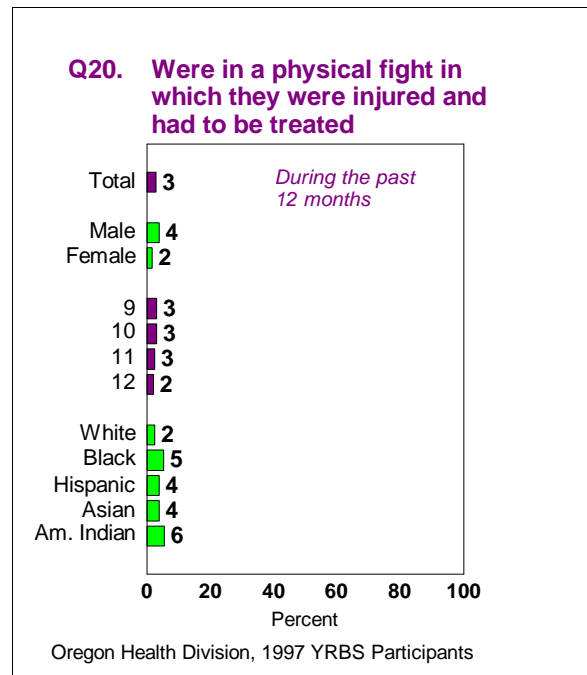
Twenty-nine percent of Oregon YRBS participants were in a physical fight one or more times, during the 12 months prior to completing the YRBS. *Significantly* more males (37%) than females (21%) reported they were in a physical fight. As grade increased, fighting *significantly* decreased. *Significantly* more African American (37%), Hispanic (32%) and American Indian (44%) students were in a fight.

In 1995, 39 percent of students participating in the national YRBS reported being in a physical fight.



Q20. During the past 12 months, how many times were you in a physical fight in which you were injured and had to be treated by a doctor or nurse?

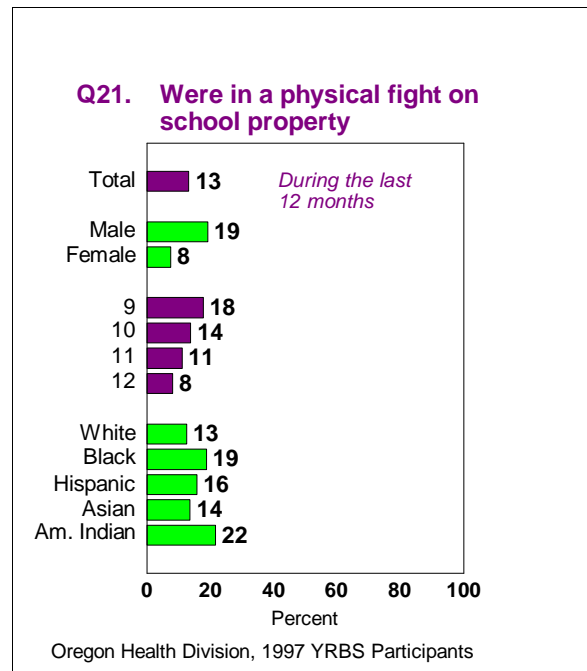
Three percent of Oregon YRBS participants were treated by a doctor or nurse for an injury received in a fight during the preceding year. *Significantly* more males (4%) than females (2%) were treated by a doctor or nurse for a fighting-related injury. The percentage who had to be treated *significantly* decreased as grade increased. *Significantly* more Hispanic (4%) and American Indian students (6%) received medical treatment for an injury received in a fight.



Q21. During the past 12 months, how many times were you in a physical fight on school property?

Thirteen percent of Oregon YRBS participants were in a physical fight on school property during the year preceding the survey. *Significantly* more male (19%) than female (8%) students fought on school property. The percentage decreased *significantly* as grade increased. *Significantly* more African American (19%), Hispanic (16%) and American Indian (22%) students were in a fight at school during the past year.

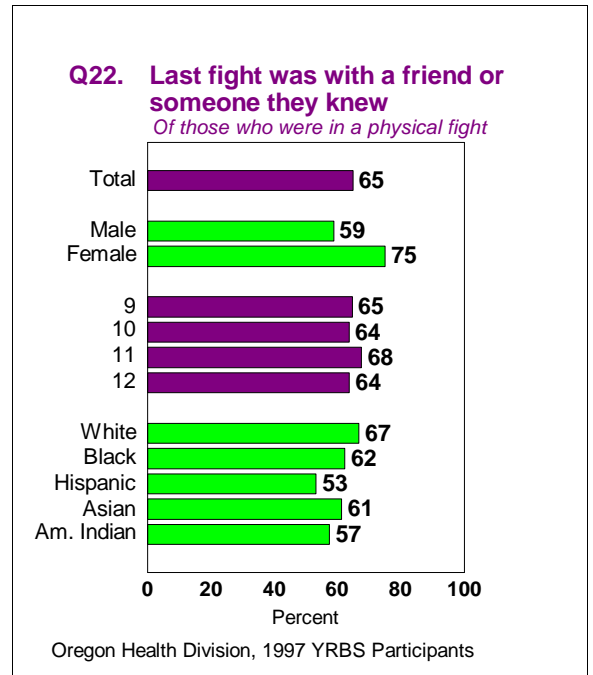
In 1995, 16 percent of students participating in the national YRBS reported fighting on school property.



Q22. The last time you were in a physical fight, with whom did you fight? [Of YRBS participants who were ever in a physical fight]

Sixty-five percent of Oregon YRBS participants who were ever in a fight, fought with a friend or someone they knew-- a boyfriend, girlfriend, or date; or a parent, brother, sister, or other family member--the last time they were in a physical fight. *Significantly* more females (75%) than males (59%) knew the person with whom they fought. There was no statistically significant difference by grade. *Significantly* fewer Hispanic (53%) and American Indian (57%) students fought their last fight with a friend or someone they knew.

NOTE: Of the students who answered this question, 48% reported they had never been in a physical fight.



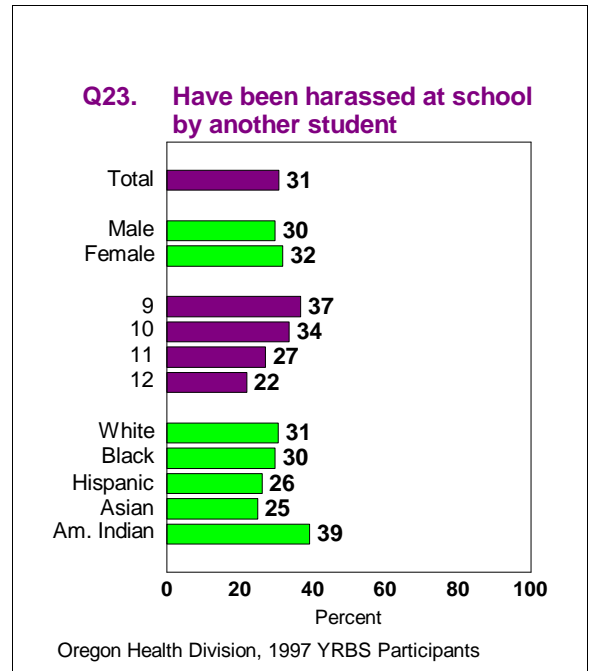
HARASSMENT

The next three questions measure harassment at school and the reasons for harassment. The most common impact for harassed students is “not wanting to go to school” and “not wanting to talk as much in class.”¹⁹

WHAT OREGON STUDENTS REPORTED

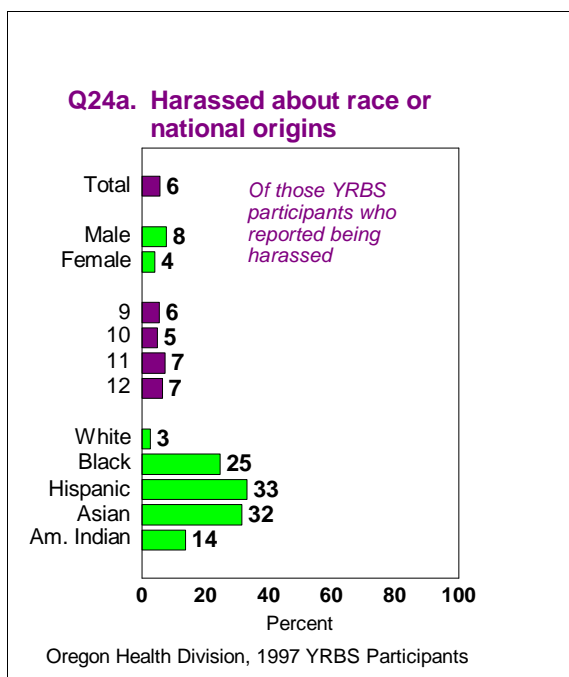
Q23. During the past 30 days, have you been harassed at school by another student?

Thirty one percent of Oregon YRBS participants reported being harassed in the past thirty days. *Significantly* more females (32%) than males (30%) reported they were harassed. As grade increased, harassment *significantly* decreased. *Significantly* fewer Hispanic (26%) and Asian (25%) students and *significantly* more American Indian students (39%) reported being harassed at school.



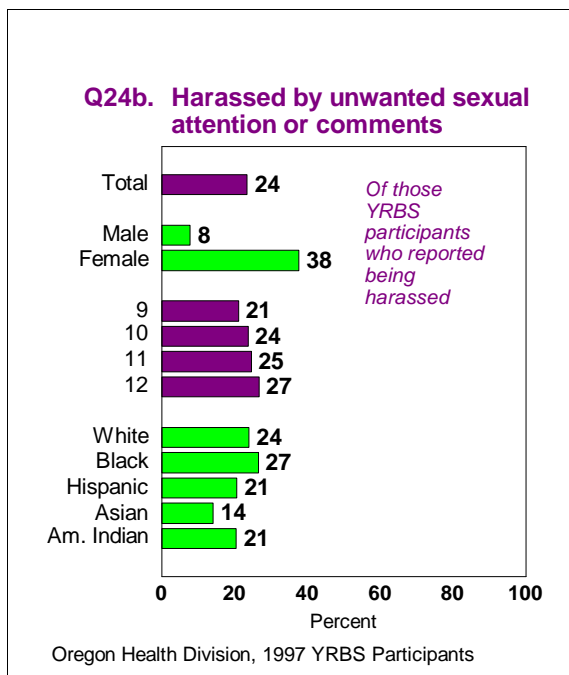
Q24a. In the past 30 days, what were you harassed about (if more than one reason, what was the most upsetting or offensive to you)? [Of YRBS participants who reported being harassed in the past 30 days.]

Race or National Origin Six percent of Oregon YRBS participants reported being harassed about race or national origin in the past thirty days. *Significantly* more males (8%) than females (4%) reported they were harassed. There was no statistical difference by grade. *Significantly* more African American (25%), Hispanic (33%), Asian (32%) and American Indian (14%) students reported harassment about race or national origin.



Q24b. In the past 30 days, what were you harassed about (if more than one reason, what was the most upsetting or offensive to you)? [Of YRBS participants who reported being harassed in the past 30 days.]

Unwanted Sexual Attention or Comments Twenty-four percent of Oregon YRBS participants were harassed with unwanted sexual attention or comments in the past thirty days. *Significantly* more females (38%) than males (8%) reported they were harassed. As grade increased the report of harassment in the form of unwanted sexual attention or comments increased *significantly*. *Significantly* fewer Asian students (14%) reported this type of harassment.

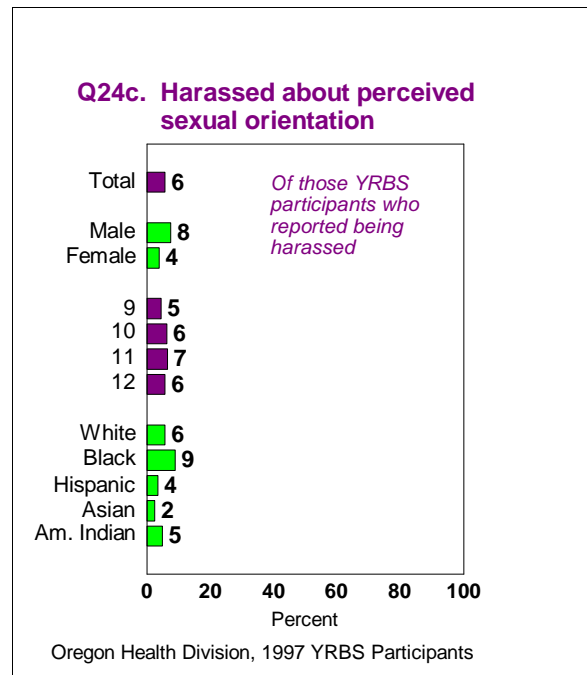


Q24c. In the past 30 days, what were you harassed about (if more than one reason, what was the most upsetting or offensive to you)?

[Of YRBS participants who were harassed in the past 30 days.]

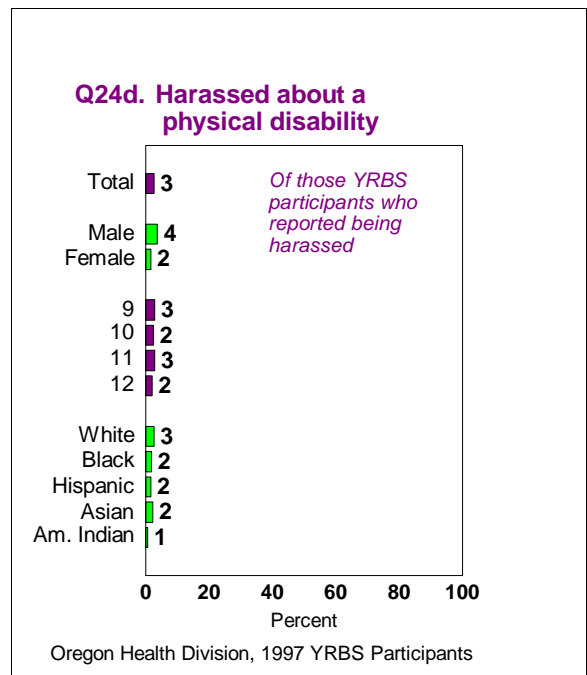
Perceived Sexual Orientation (gay/lesbian

/bisexual) Six percent of Oregon YRBS participants were harassed in the past thirty days because of perceived sexual orientation. *Significantly* more males (8%) than females (4%) reported they were harassed for this reason. There was no statistically significant difference among grades. *Significantly* fewer Asian (2%) students reported this type of harassment.



Q24d. In the past 30 days, what were you harassed about (if more than one reason, what was the most upsetting or offensive to you)? [Of YRBS participants who were harassed in the past 30 days.]

Physical Disability Three percent of Oregon YRBS participants were harassed in the past thirty days because of a physical disability. *Significantly* more males (4%) than females (2%) reported they were harassed due to a physical disability. There was no statistical difference by grade. *Significantly* fewer American Indian students (<1%) reported harassment about a physical disability.



Of those students who reported being harassed, forty-one percent reported a reason other than those listed above. Some alternate reasons can be found in the student's comments on this section. Twenty-three percent of students who reported being harassed said they did not know why they were harassed.

WHAT OREGON STUDENTS WROTE:

I have a problem school with ignorant students. People put me and others down if we are different There is a lot of discrimination in my school with gender, sexuality and financial reasons.

I think that many issues of harassment occur at school. Many are not brought to authority because of the consequences from the person harassing another. I know I've been harassed many times on the bus ride home and I haven't wanted to ride the bus because of it. I have also been physically abused by that same person. And I have brought this problem to a parent, but it didn't help.

Harassment should also be noticed in schools. Walk into my classroom here at this school, and you'll hear a comment or two made towards gender, race, or intelligence.

I think that the school should have a self-defense class for girls or (guys, if they want) because some of us don't know how to defend ourselves very well. I also think that the school should be more aware and into what is going on in their school. I know that a lot of really serious stuff is happening right under their noses.

Also, concerning sexual harassment there should be a slot besides "perceived sexual identity", such as "sexuality". The racial question should have a choose not to answer category, and us gays and lesbians should be acknowledged in the sexual areas.

Anyone who's different is harassed unmercifully. Really, that's the main problem of this school and this town. People live in a little bubble, not willing to be open minded and let people be happy doing whatever they want as long as they aren't hurting anyone.

Harassment from teachers is getting popular.

It is my concern that the questions about sex in this survey are very heterosexist. It don't have spaces available for gay and lesbian youths. There are a lot of us out there.

Students these days need to be taught about tolerance of other races, creeds, and orientations.

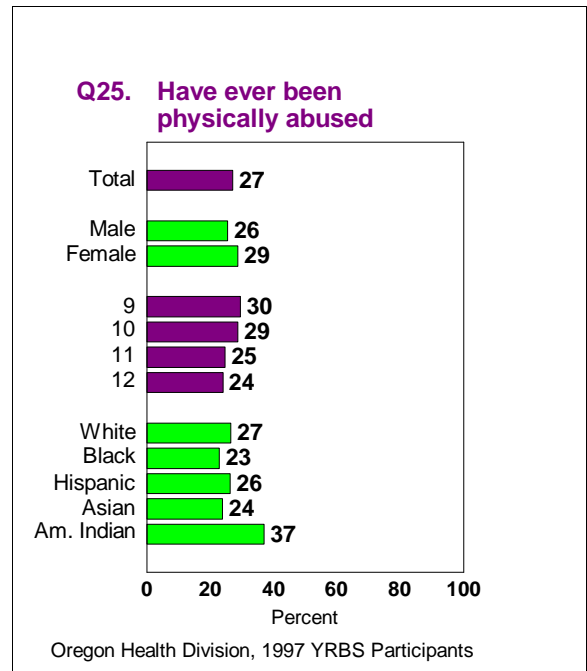
PHYSICAL ABUSE

The next three questions measure the occurrence, recency, and reporting of physical abuse among Oregon high school students. Physically abused adolescents are more likely to engage in high risk health behaviors.²⁰ Youth who report being abused are almost four times more likely to attempt suicide.²¹

WHAT OREGON STUDENTS REPORTED

Q25. Have you ever been physically abused (hit, kicked or struck by someone when you were not involved in a fight)?

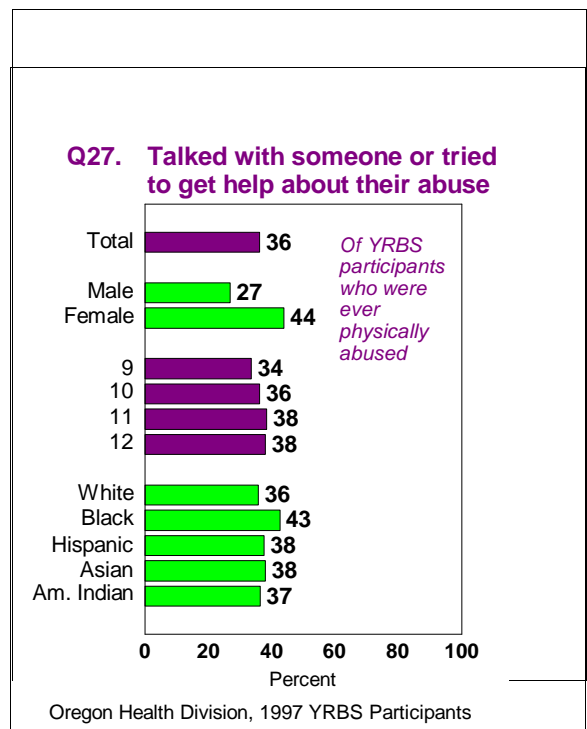
Twenty-seven percent of Oregon YRBS participants had ever been physically abused (hit, kicked or struck by someone when not involved in a fight). *Significantly* more females (29%) than males (26%) reported physical abuse. As grade increased, the report of physical abuse *significantly* decreased. *Significantly* more American Indian students (37%) reported being ever physically abused.



Q26. If you have ever been physically abused, when was the last time this happened to you?

Fifteen percent of Oregon YRBS participants had been physically abused within the preceding year. *Significantly* more females (16%) than males (14%) indicated they had been physically abused. As grade increased, physical abuse in the past year *significantly* decreased. *Significantly* more American Indian students (20%) reported physical abuse within the previous 12 months.

Q27. If you have ever been physically abused, have you ever talked with someone or tried to



get help about this abuse? [Of YRBS participants who were ever physically abused]

Of the students who had ever been physically abused, 36% ever tried to talk with someone or get help about this abuse. Significantly more females (44%) than males (27%) who had been abused tried to talk with someone or get help. As grade increased, students were *significantly* more likely to discuss physical abuse with someone. There was no statistically significant difference between racial and ethnic groups.

WHAT OREGON STUDENTS WROTE:

This survey was very good, but the section on being emotionally abused was completely left off. I know of at least 3 people including myself, who have been physically abused. There are many homophobic people at [school name]. It is very helpful when peers teach each other. It seems to draw more people in.

I think that this survey needed to talk about mental abuse. Mental abuse hurts more than physical abuse.

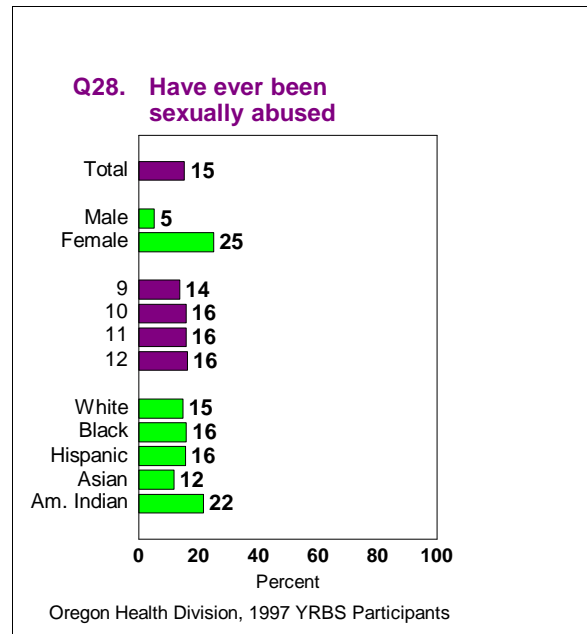
SEXUAL ABUSE

The next three questions measure the occurrence, recency, and reporting of sexual abuse among Oregon high school students. One in 14 Americans aged 18-22 have experienced at least one act of non-consensual sexual activity or rape.²² Students who had unwanted sexual experiences were more likely to report having school and health problems and engaging in risky behaviors, including engaging in unprotected sexual intercourse.²³

WHAT OREGON STUDENTS REPORTED

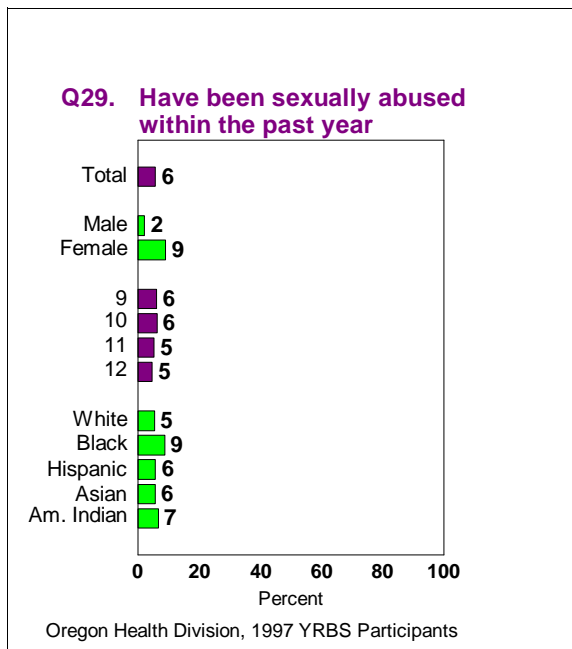
Q28. Have you ever been sexually abused (For example: touched sexually when you did not want to be, or forced to have sexual intercourse when you did not want to)?

Fifteen percent of Oregon YRBS participants reported ever being sexually abused. *Significantly* more female (25%) than male students (5%) were ever sexually abused. As grade level increased, the number of students reporting sexual abuse *significantly* increased. *Significantly* more American Indian students (22%) reported ever being sexually abused.



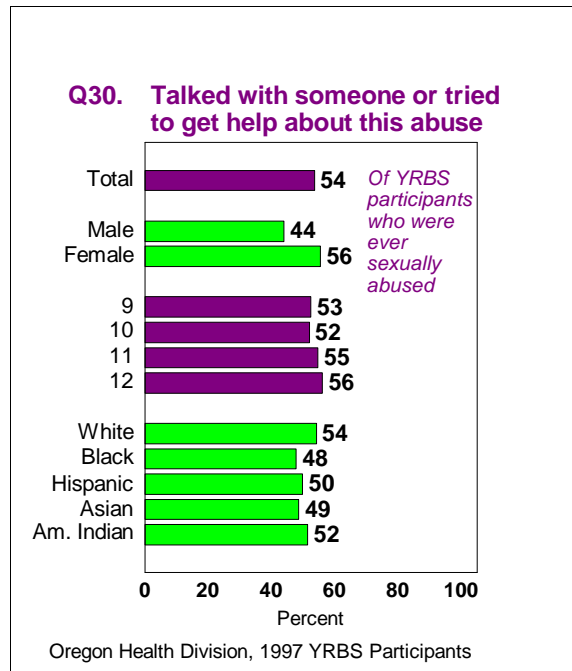
Q29. If you have been sexually abused, when was the last time this happened?

Six percent of Oregon YRBS participants were sexually abused within the preceding year: including *significantly* more female (9%) than male (2%) students. As grade level increased, sexual abuse within the previous year *significantly* decreased. There was no statistically significant difference among racial and ethnic groups.



Q30. If you have been sexually abused, have you ever talked with someone or tried to get help about this abuse? [Of YRBS participants who were ever sexually abused.]

Fifty-four percent of the YRBS participants who were ever sexually abused tried to talk with someone or get help about the abuse. *Significantly* more female (56%) than male (44%) students tried to talk with someone or get help. There was no statistically significant difference by grade or between racial and ethnic groups.



WHAT OREGON STUDENTS WROTE:

I think you need to address sexual abuse more often.

For the record, when I had sex, it was incest.

SUICIDE

U.S. HEALTHY PEOPLE⁴ YEAR 2000 GOALS

6.2, 7.8	Reduce the incidence of injurious suicide attempts people aged 14-17 to:	1.8%
----------	--	------

The next three questions measure the occurrence of suicide attempts and the seriousness of those attempts among Oregon high school students.

Suicide has been the second leading cause of death among Oregonians age 15 to 24 for many years. From 1990-1994, the annual rate of suicide deaths was 2.9 per 100,000 for 10 to 14 year-old and 13.8 per 100,000 for 15 to 17 year-old Oregonians.²⁴

Of the fifty states, Oregon ranks 15th in the overall teen suicide death rate.²⁵

All hospitals who treat youths under age 18 for injuries resulting from a suicide attempt are required to report such injuries to the Oregon Health Division. Among Oregonians 15 to 17, there were 517 suicide attempts reported by hospitals in 1996 (385 attempts per 100,000 Oregonians aged 15 to 17). This compares a rate of 1,934 per 100,000 Oregonians age 15 to 17 reported by 15 to 17 year-old students in the YRBS sample (1,934 attempts per 100,000 Oregonians age 15 to 17). The Adolescent Suicide Attempt Data System records only those attempts that were treated at a hospital and reported.²⁴

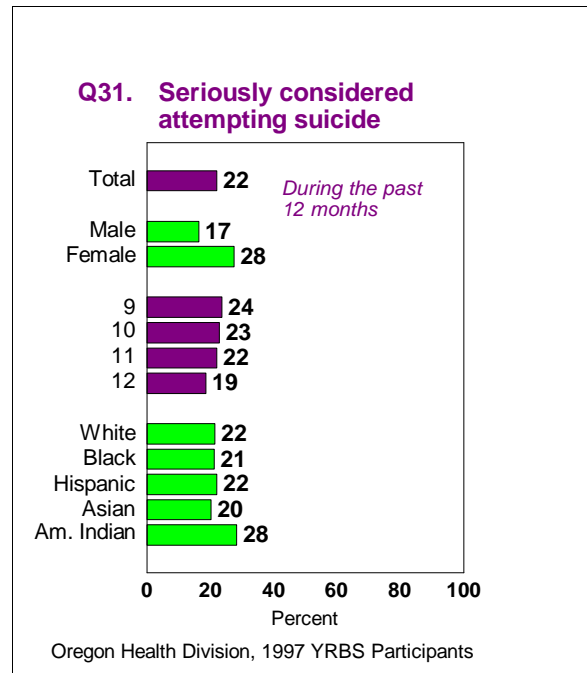
Research has shown, however, that only small percentage of youths who report attempting suicide actually take substantive action to injure themselves.²⁶ The YRBS asked: "If you attempted suicide during the past 12 months, did any attempt result in an injury, poisoning, or overdose that had to be treated by a doctor or nurse?" In another portion of the 1997 YRBS, students were asked if they had seen a doctor or nurse practitioner in the previous 12 months. Thirty-two percent of those students who reported a suicide attempt in the past 12 months that required treatment by a doctor or nurse also reported that they had not seen a doctor or nurse practitioner in the previous 12 months.

WHAT OREGON STUDENTS REPORTED

Q31. During the past 12 months, did you ever seriously consider attempting suicide?

Twenty-two percent of Oregon YRBS participants seriously considered attempting suicide during the year preceding the YRBS. *Significantly* more females (28%) than males (17%) seriously considered suicide. As grade increased, *significantly* fewer students considered suicide. *Significantly* more American Indian students (28%) considered suicide.

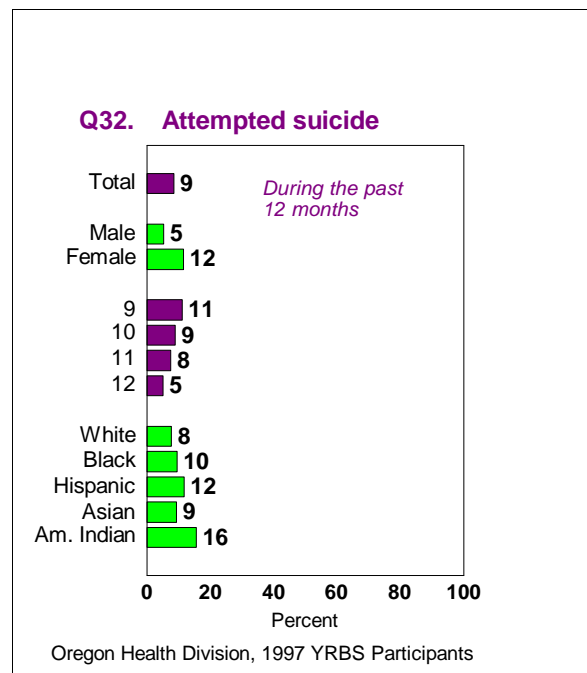
In 1995, 24 percent of students participating in the national YRBS reported considering suicide.



Q32. During the past 12 months, how many times did you actually attempt suicide?

Nine percent of Oregon YRBS participants actually attempted suicide one or more times during the 12 months prior to completing the survey. *Significantly* more females (12%) than males (5%) attempted suicide. As grade increased, *significantly* fewer students attempted suicide. *Significantly* more Hispanic students (12%) and American Indian students (16%) attempted suicide.

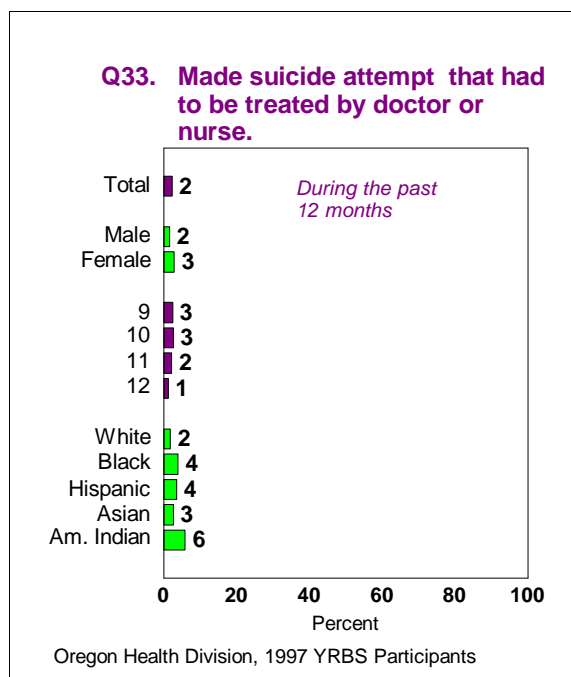
In 1995, nine percent of students participating in the national YRBS reported attempting suicide in the previous 12 months.



Q33. If you attempted suicide during the past 12 months, did any attempt result in an injury, poisoning, or overdose that had to be treated by a doctor or nurse?

During the year preceding the survey, two percent of Oregon YRBS participants made a suicide attempt that resulted in an injury, poisoning, or overdose that had to be treated by a doctor or nurse. *Significantly* more females (3%) than males (2%) made an attempt that was treated by a doctor or nurse. As grade increased, *significantly* fewer suicide attempts were made that had to be treated by a doctor or nurse. *Significantly* more Hispanic (4%) American Indian (6%) students had to be treated for a suicide attempt.

In 1995, three percent of students participating in the national YRBS reported making a suicide attempt that had to be treated by a doctor or nurse.



WHAT OREGON STUDENTS WROTE

I think adults should realize how young our kids are learning to do these things; for example sex, drugs, alcohol, and depression. I think many people close their eyes to the visible; things that their children are screaming silently.

I wish that I knew more about a lot of health issues. I would like someone other than a school counselor to talk to. For instance someone who's almost died because of suicide. I've almost died, and I get really depressed sometimes, I need someone who went through it to talk to.

There are a lot of kids here ready to burst under stress. Inside we're so full of pain - everyone is -even if we don't come across as risk takers. More & more the non-risk takers are edging nearer & nearer to the riskier side. Drugs & alcohol aren't the true problems, they're just how we're dealing w/ things. I'm just surprised that so few are committing suicide

There were not any questions on this survey about how we feel. Just because you haven't attempted suicide doesn't mean you aren't depressed. Likewise, just because you haven't tried drugs and alcohol doesn't mean you don't want to. The way students feel about things is just as important as what they do.

I feel our counseling section should be improved. We should have two sections of counselors; one for emotional problems & one for college & class.

I think that I have wasted my life thus far and so I don't care any more.

Because my life is my life, it is the only one I have and will ever have because I am not a superstitious (expletive) who is scared to die. Let me be sad, let me not care.

Teens today do have a lot of problems. I am a 4.00 Hispanic-American female student. People think I have it all going for me, but I have my problems. So many times I feel like, at school, there is no adult who I can just talk to. They say, "I'm so glad you're such a good student," but no one really wants to listen. I have a wonderful home life, but sometimes, I need a shoulder to cry on - besides them. What I'm trying to say, is that, just because students may not drink, do drugs, or sleep around, they still may be "at risk". How can you help students like me?

I think that there should always be someone that the teens trust because teens always need someone to talk to about problems. If they aren't able to talk about their problems, it all just builds up inside and soon they will explode and eventually, they will end up being very depressed and that usually leads to teen suicide. The fact that they couldn't find some one that they could trust is very sad.

I think that our school and our community is living in fear of the parents. Parents think that they are hiding something from their kids or protecting them by not even mentioning the subject identified in this survey, but actually they are hiding them and making the risk higher. If the parents' family had talked to them when they were in high school it could have cost them a lot less heartache and pain. Wouldn't you think that they would want to give their kids a better life and talk with them about these problems? Our parents are afraid to talk to us when little do they know that we really know a lot.

I put down I had thought about suicide, but who doesn't?

My problem is mine because I am afraid people will find out about me. If my mom ever finds out, she will kick me out of the house. Our school needs more adults that truly understand and care about the students.

The classes should learn more about depression. There are many depressed, confused teenagers out there. They could use some advice. Why do you think so many teens turn to sex, drugs, and violence? It's a way of coping with their fear and confusion. I have observed this from other people, as well as myself.

The kids these days turn to drugs etc. because of the lack of things to do other than sports which cost 100 dollars and more. We need to focus on the kids. I am a teenage girl and I do have an eating disorder along with about 80% of the other teenage girls, because of these druggie supermodels that we have to look up to. It is very depressing world for kids, life is very confusing.

Some questions were in between. You would have to know the circumstances to answer correctly. Our counselor is our basketball coach. You can't tell your coach all your problems and then play for him. Its held against you.

I've had to deal with [suicidal] friends and wasn't quite sure of where to go or whom to ask.

Thanks for listening.