

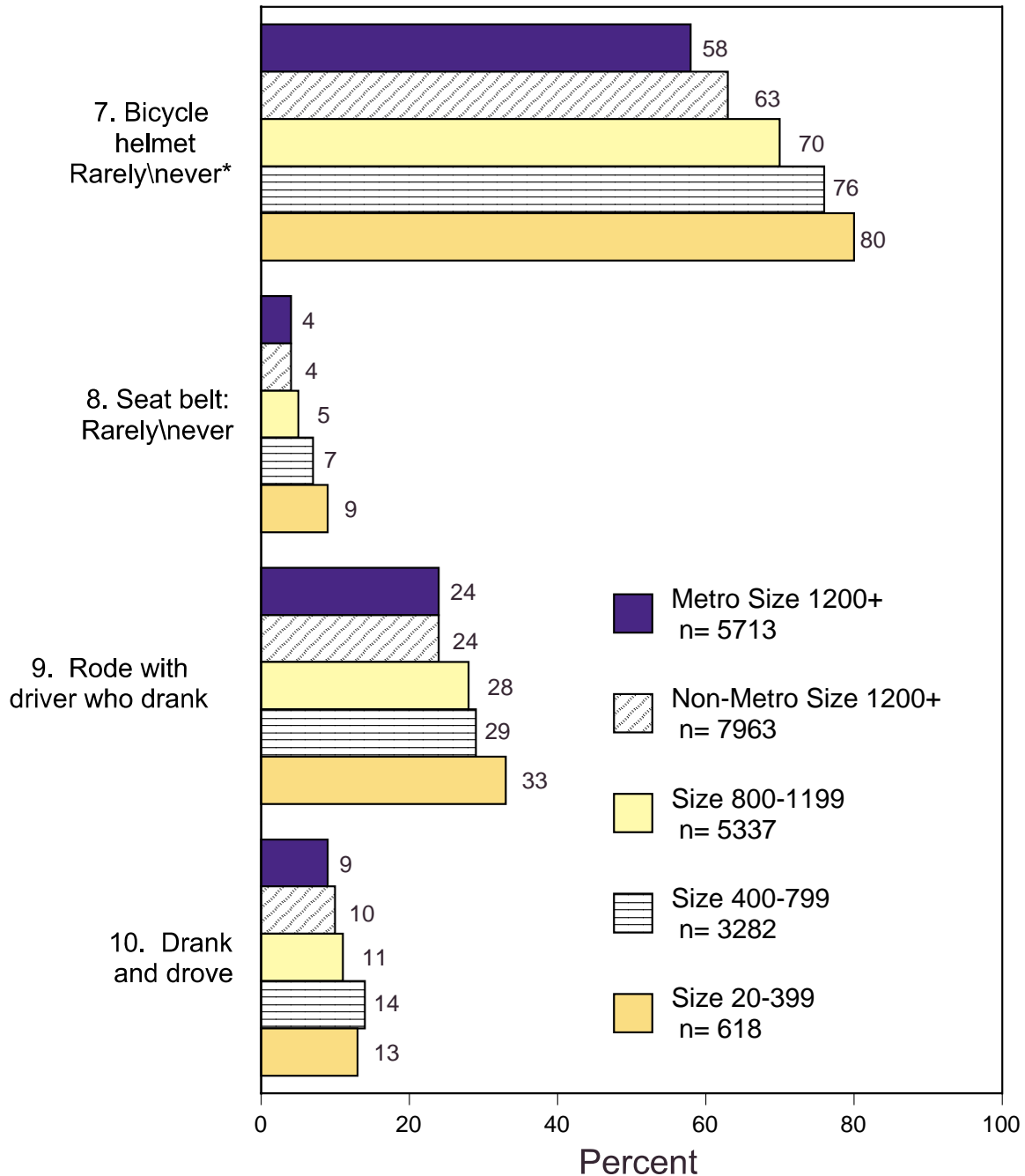
APPENDIX C

COMPARISON GRAPHS: SELECTED OREGON YRBS RESULTS BY ENROLLMENT SIZE OF SCHOOLS

1999 YOUTH RISK BEHAVIOR SURVEY (YRBS)

Selected indicators shown in these pages are grouped by number of students in the high school (enrollment size). Large schools (800 or more students) have been split into two groups. 'Metro' refers to participating schools in the Tri-County area surrounding Portland (Multnomah, Washington, and Clackamas Counties), and 'Non-Metro' includes those in 12 other counties across the state. Nine of these counties are located west of the Cascade Mountains. The smallest schools (less than 100 students) that participated came from 12 counties around the state; eight of these counties are east of the Cascade Mountains, and none were located in the Tri-County area. Participating schools with an enrollment of 100 to 399 students came from 19 counties across the state. Similarly, the participating schools with an enrollment of 400 to 799 students came from 15 counties across the state.

Risk Behaviors That Contribute to Injuries by School Enrollment Size, YRBS 1999, Grades 9-12

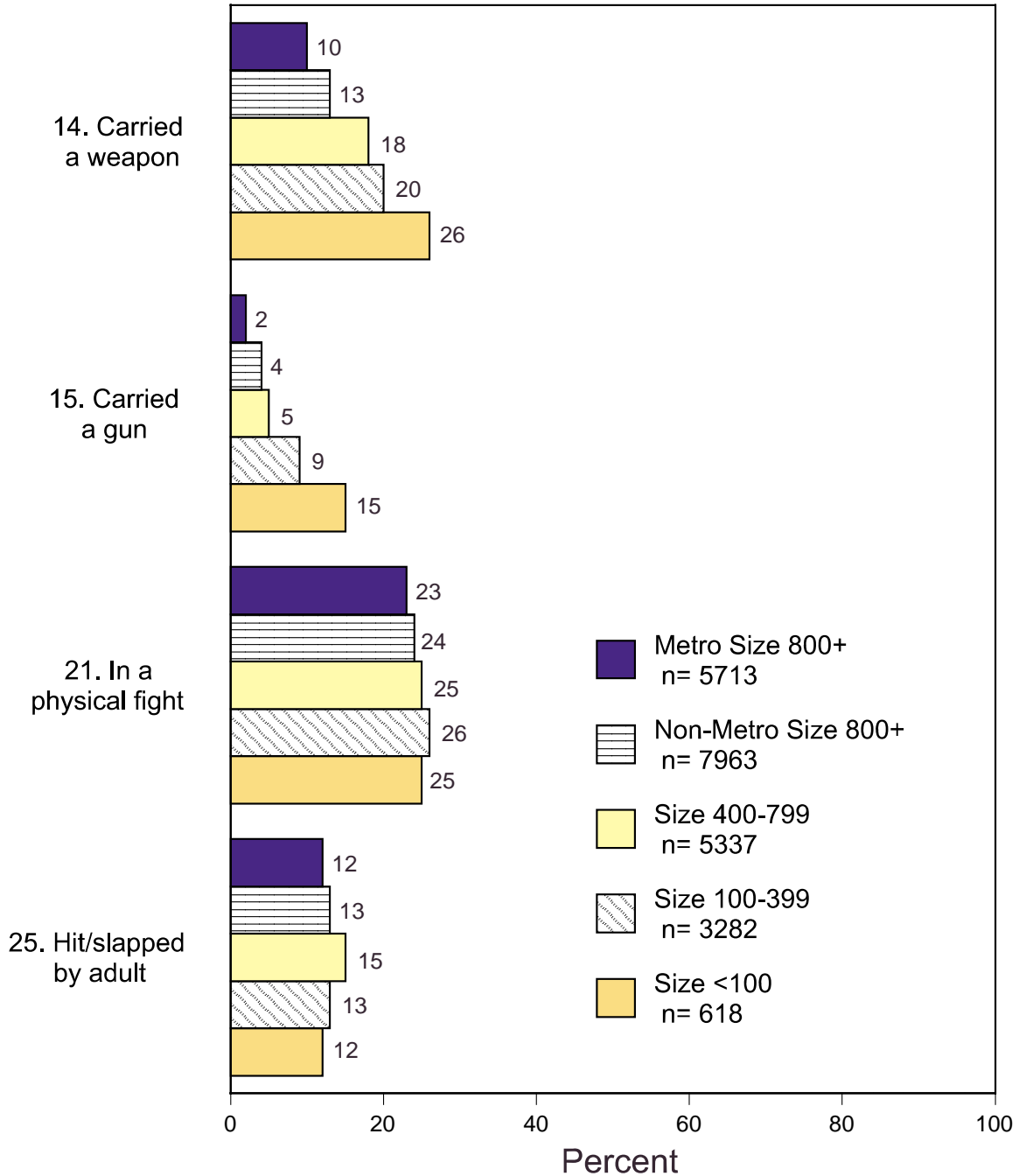


*Of those who rode a bicycle.

**Definitions Used for Graph of Risk Behaviors that Contribute to Injuries
by School Enrollment Size
Youth Risk Behavior Survey 1999, Grades 9-12.**

- Q7. "When you rode a bicycle during the past 12 months, how often did you wear a helmet?"
Those who answered *never* or *rarely*.
- Q8. "How often do you wear a seat belt when riding in a car driven by someone else?"
Those who answered *never* or *rarely*.
- Q9. "During the past 30 days, how many times did you ride in a car or other vehicle driven by someone who had been drinking alcohol?"
Those who answered that they rode *one or more times* with someone who had been drinking alcohol.
- Q10. "During the past 30 days, how many times did *you* drive a car or other vehicle when you had been drinking alcohol ?"
Those who answered that they drove *one or more times* when they had been drinking alcohol.

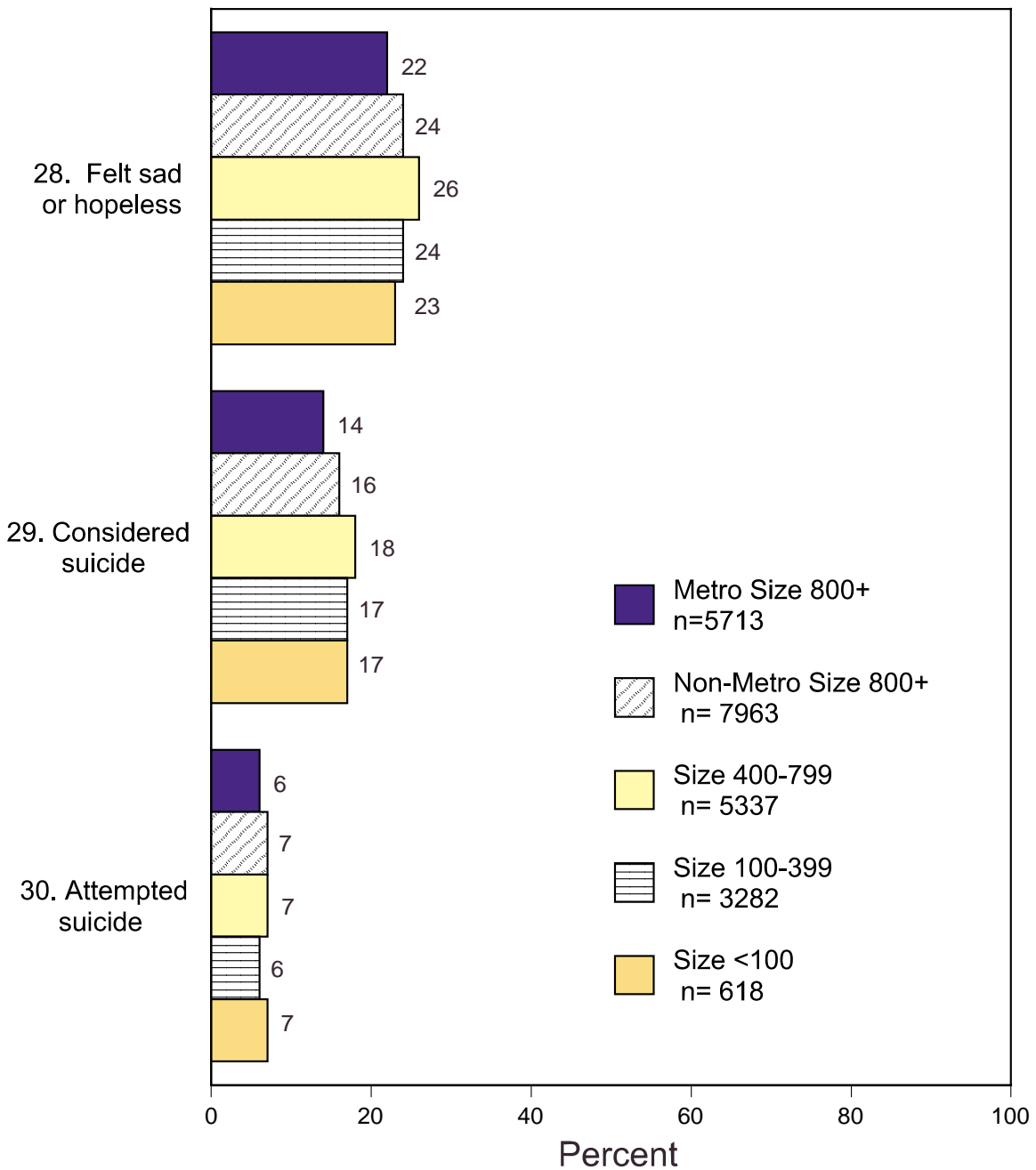
Risk Behaviors That Contribute to Injuries by School Enrollment Size, YRBS 1999, Grades 9-12



**Definitions Used for Graph of Risk Behaviors that Contribute to Injuries
by School Enrollment Size
Youth Risk Behavior Survey 1999, Grades 9-12.**

- Q14. "During the past 30 days, on how many days did you carry a weapon such as a gun, knife or club?"
Those who answered that they carried a weapon on *one or more days*.
- Q15. "During the past 30 days, on how many days did you carry a gun?"
Those who answered that they carried a gun on *one or more days*.
- Q21. "During the past 12 months, how many times were you in a physical fight?"
Those who answered that they had been in a fight *one or more times*.
- Q25. "During the past 12 months, did any adult family member ever hit, slap or physically hurt you on purpose?"
Those who answered that an adult family member had hit, slapped or physically hurt them on purpose *one or more times*.

Risk Behaviors That Contribute to Injuries by School Enrollment Size, YRBS 1999, Grades 9-12



**Definitions Used for Graph of Risk Behaviors that Contribute to Injuries
by School Enrollment Size
Youth Risk Behavior Survey 1999, Grades 9-12.**

Q28. "During the past 12 months, did you ever feel so sad or hopeless almost every day for *two weeks or more* in a row that you stopped doing some usual activities?"

Those who answered *yes*.

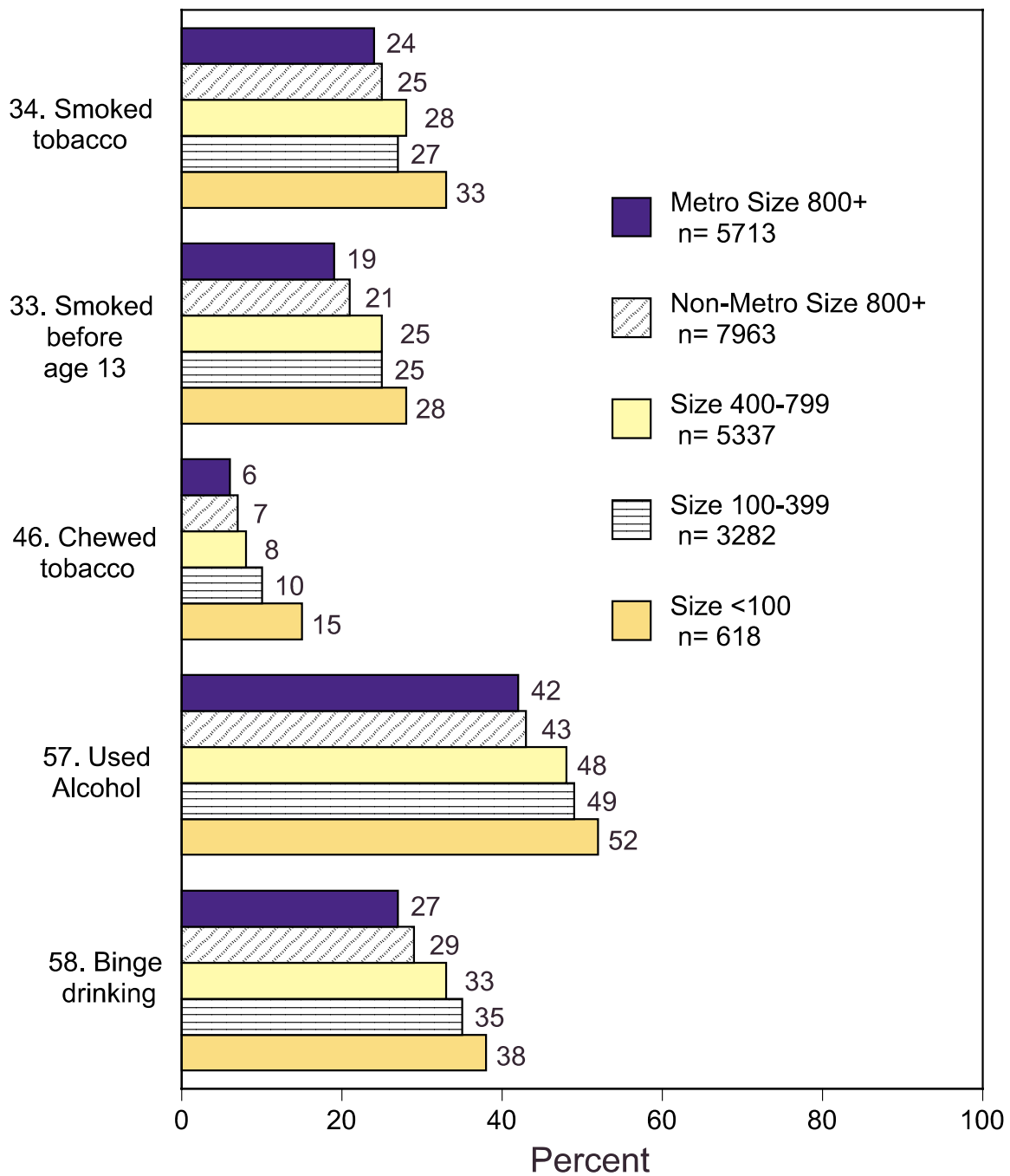
Q29. "During the past 12 months, did you ever seriously consider attempting suicide?"

Those who answered *yes*.

Q30. "During the past 12 months, how many times did you actually attempt suicide?"

Those who answered that they had attempted suicide *one or more times*.

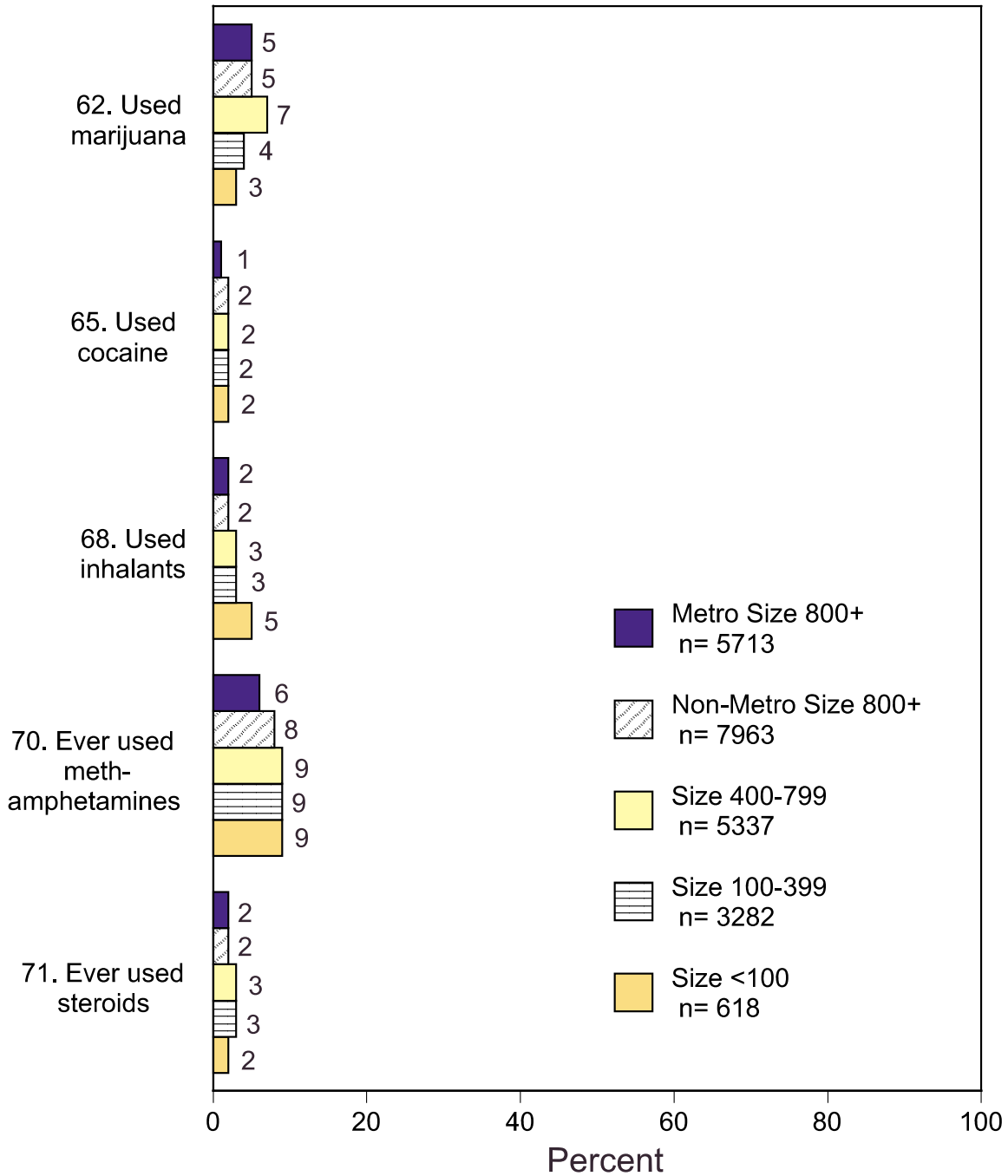
Tobacco and Alcohol Use by School Enrollment Size, YRBS 1999, Grades 9-12



**Definitions Used for Graph of Tobacco and Alcohol Use
by School Enrollment Size
Youth Risk Behavior Survey 1999, Grades 9-12.**

- Q34. "During the past 30 days, on how many days did you smoke cigarettes?"
Those who answered that they smoked cigarettes on *one or more days*.
- Q33. "How old were you when you smoked a whole cigarette for the first time?"
Those who answered that they started smoking *before age 13*.
- Q46. "During the past 30 days, on how many days did you use chewing tobacco or snuff, such as Redman, Levi Garrett, Beechnut, Skoal, Skoal Bandits, or Copenhagen?"
Those who answered they used chewing tobacco on *one or more days*.
- Q57. "During the past 30 days, on how many days did you have at least one drink of alcohol?"
Those who answered that they drank alcohol on *one or more days*.
- Q58. "During the past 30 days, on how many days did you have 5 or more drinks of alcohol in a row, that is, within a couple of hours?"
Those who answered that they had 5 or more drinks in a row on *one or more days*.

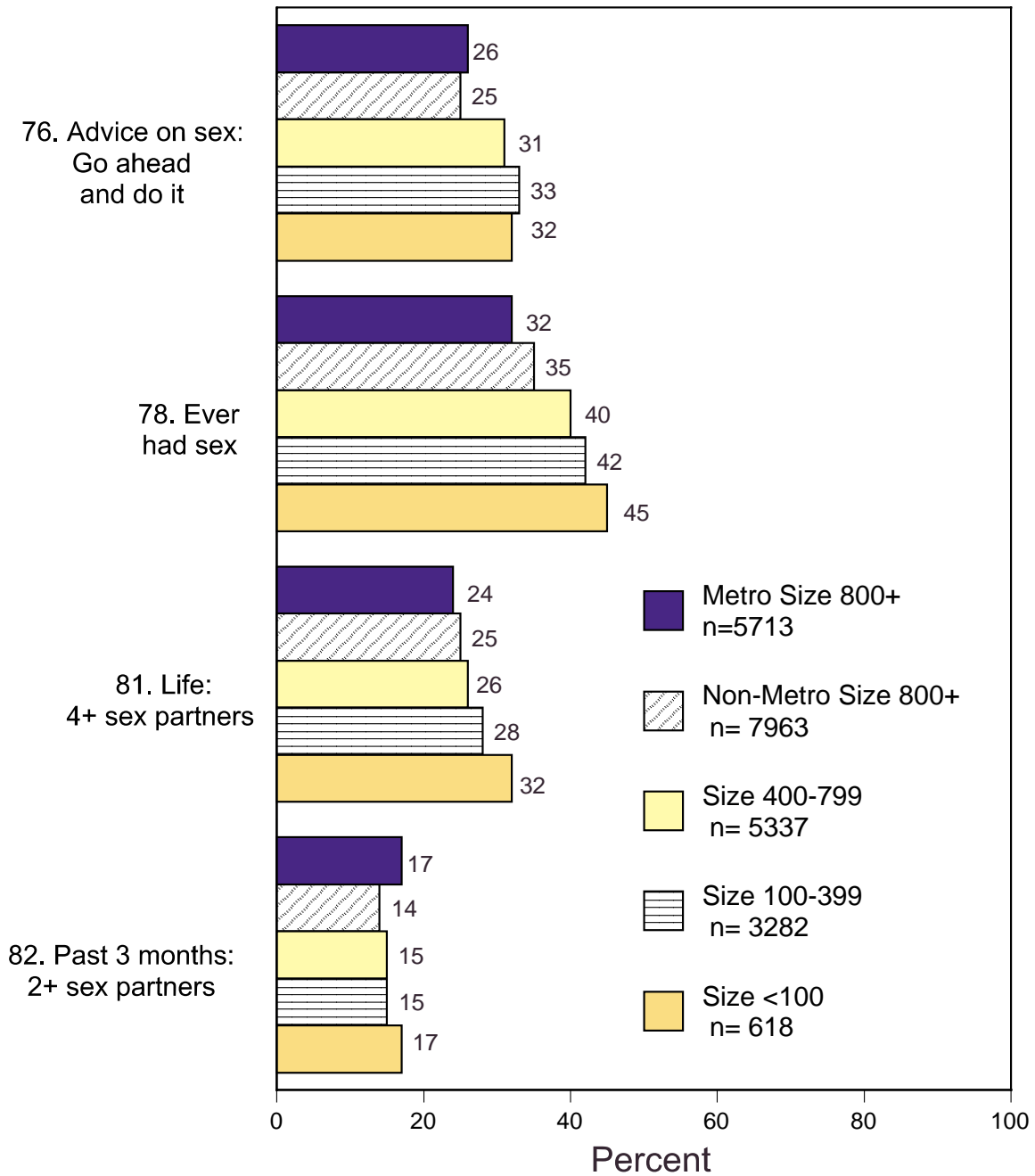
Other Drug Use by School Enrollment Size, YRBS 1999, Grades 9-12



**Definitions Used for Graph of Other Drug Use
by School Enrollment Size
Youth Risk Behavior Survey 1999, Grades 9-12.**

- Q62. "During past 30 days, how many times have you used marijuana?"
Those who answered that they used marijuana *one or more times*.
- Q65. "During the past 30 days, how many times have you used any form of cocaine, including powder, crack, or freebase?"
Those who answered that they had used cocaine *one or more times*.
- Q68. "During the past 30 days, how many times have you sniffed glue, breathed the contents of aerosol spray cans, or inhaled any paints or sprays to get high?"
Those who answered that they had used inhalants *one or more times*.
- Q70. "During your life, how many times have you used methamphetamines (also called speed, crystal, crank, or ice)?"
Those who answered used methamphetamines *one or more times* during their lives.
- Q71. "During your life, how many times have you taken steroid pills or shots without a doctor's prescription?"
Those who answered that they had used steroids without a prescription *one or more times* during their lives.

Risk Behaviors That Contribute to Unintended Pregnancy and STDs, Including HIV Infection, by School Enrollment Size, YRBS 1999, Grades 9-12



Definitions Used for Graph of Sexual Behaviors that Contribute to Unintended Pregnancy and STDs, Including HIV Infection by School Enrollment Size
Youth Risk Behavior Survey 1999, Grades 9-12.

Q76. "If a classmate, your same age and gender, asked you for your advice about whether to start having sexual intercourse, what would you probably say?"

Those who answered *Go ahead and do it.*

Q78. "Have you ever had sexual intercourse?"

Those who answered *yes.*

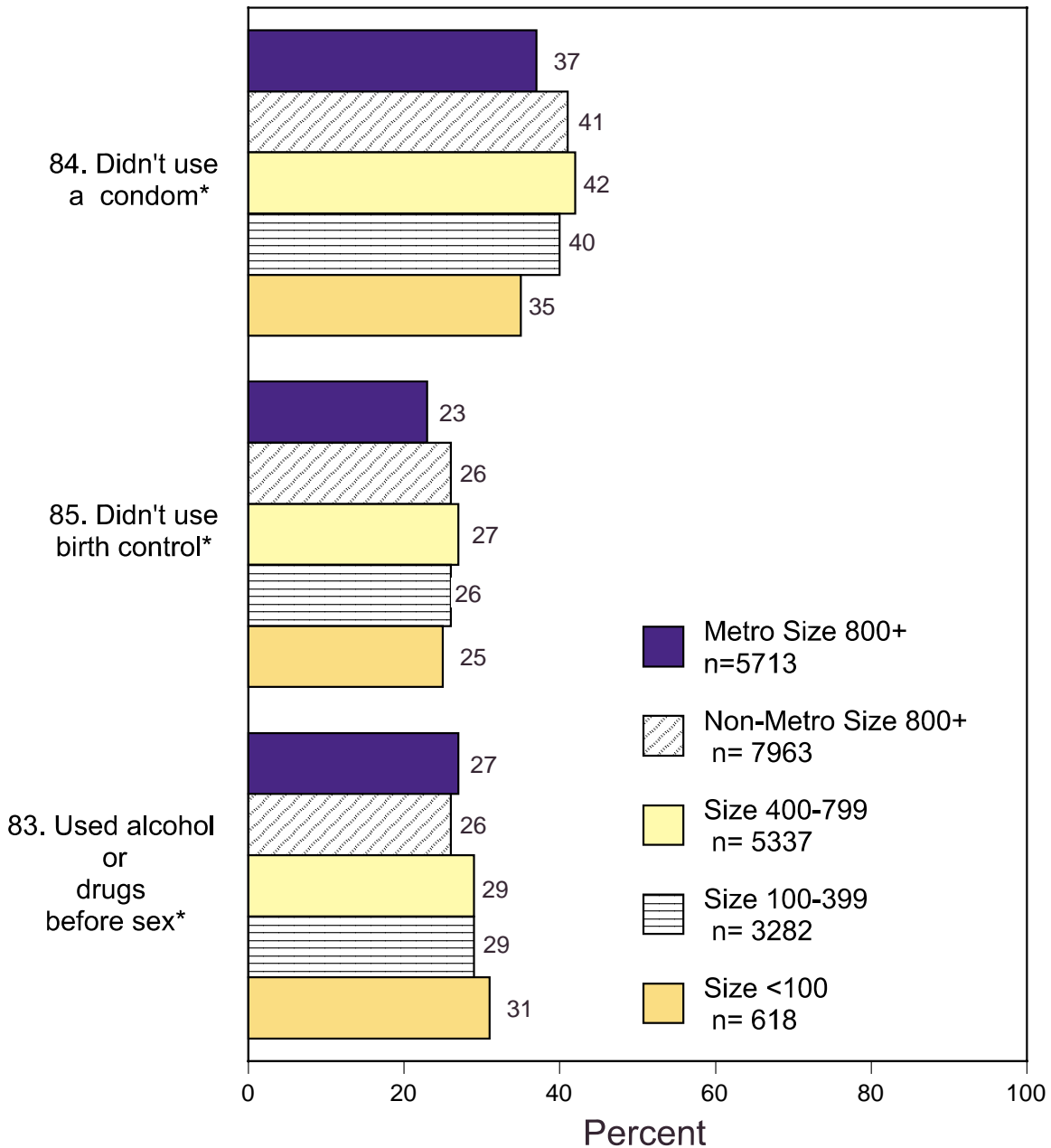
Q81. "During your life, with how many people have you had sexual intercourse?"

Those who answered that they had had *four or more partners* in their lives.

Q82. "During the past 3 months, with how many people did you have sexual intercourse?"

Those who answered that they had had *two or more partners.*

Risk Behaviors That Contribute to Unintended Pregnancy and STDs, Including HIV Infection, by School Enrollment Size, YRBS 1999, Grades 9-12

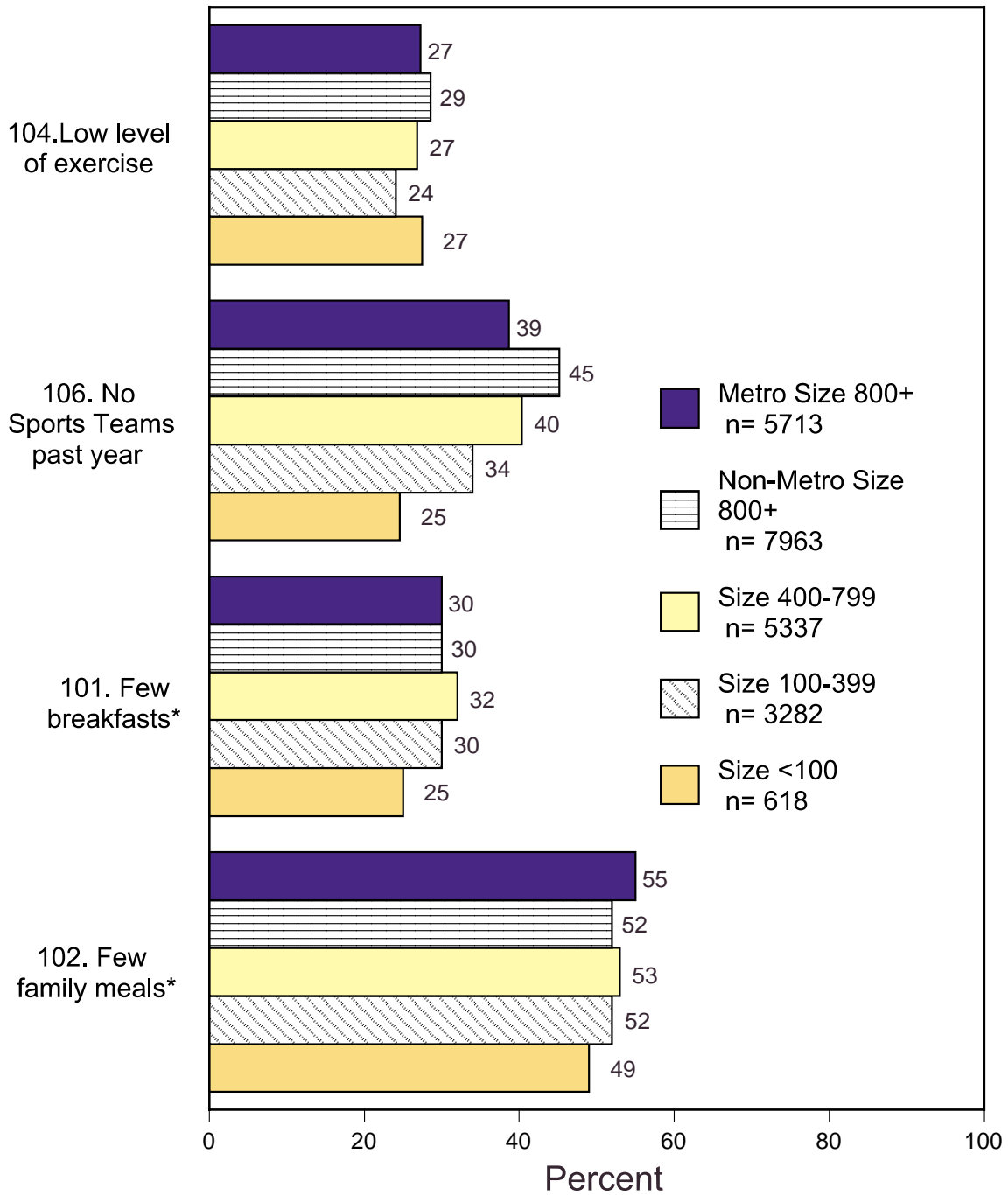


*Of those who ever had sexual intercourse.

Definitions Used for Graph of Sexual Behaviors that Contribute to Unintended Pregnancy and STDs, Including HIV Infection by School Enrollment Size
Youth Risk Behavior Survey 1999, Grades 9-12.

- Q84. "The last time you had sexual intercourse, did you or your partner use a condom?"
Those who said *no* (of those who ever had sexual intercourse).
- Q85. "The last time you had sexual intercourse, what one method did you or your partner use to prevent pregnancy?"
Those who answered that they did not use *any method to prevent pregnancy* (of those who ever had sexual intercourse).
- Q83. "Did you drink alcohol or use drugs before you had sexual intercourse the last time?"
Those who responded *yes* (of those who ever had sexual intercourse).

Exercise and Dietary Behaviors, by School Enrollment Size, YRBS 1999, Grades 9-12



*Past 7 days.

**Definitions Used for Graph of Exercise and Dietary Behaviors
by School Enrollment Size
Youth Risk Behavior Survey 1999, Grades 9-12.**

Q104. "On how many of the past 7 days did you exercise or participate in physical activity for at least 20 minutes that made you sweat and breathe hard, such as basketball, soccer, running, swimming laps, fast bicycling, fast dancing, or similar aerobic activities?"

Those who answered that they participated in such exercise *fewer than three days* per week.

Q106. "During the past 12 months, on how many sports teams did you play?"

Those who answered *0 teams*.

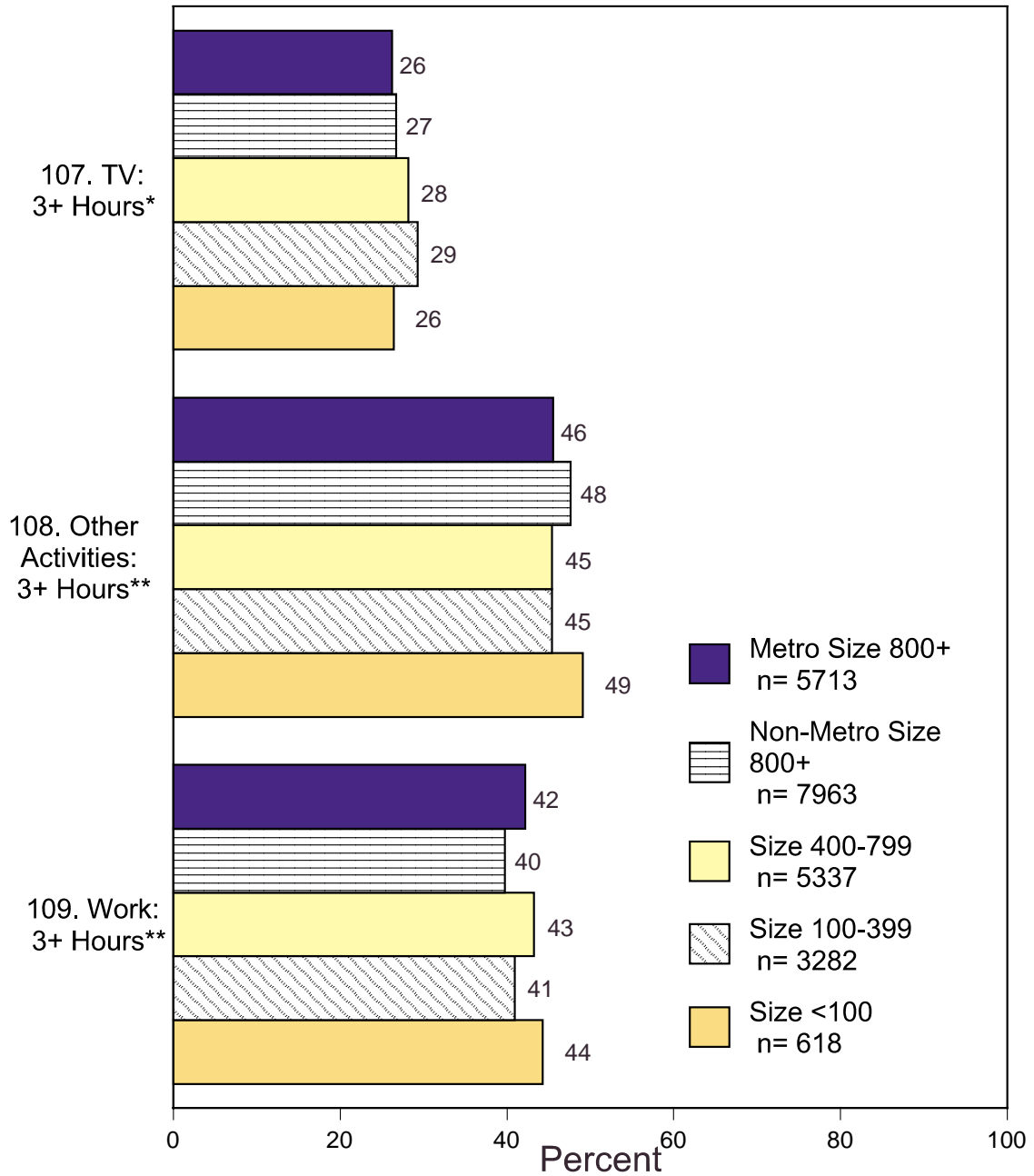
Q101. "In the past 7 days, how many days did you eat breakfast?"

Those who answered that they ate breakfast *fewer than three days* per week.

Q102. "How many times during the past 7 days did you eat a meal with your family?"

Those who answered that they ate meals with their family *fewer than five times* per week.

YRBS 1999 Extra-curricular Activities by School Enrollment Size, YRBS 1999, Grades 9-12



*Per Day.

**Per Week.

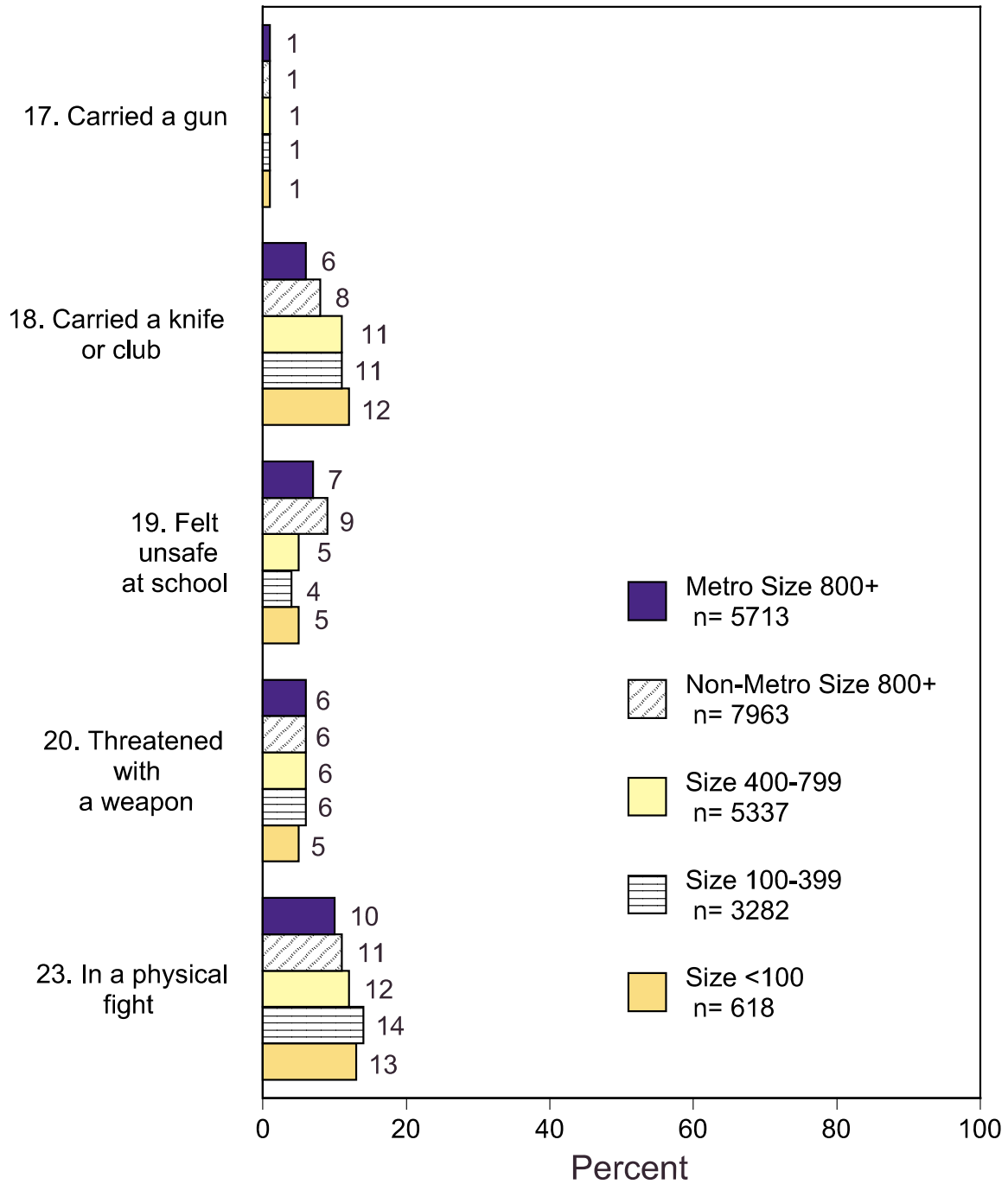
**Definitions Used for Graph of Extra-curricular Activities
by School Enrollment Size
Youth Risk Behavior Survey 1999, Grades 9-12.**

Q107. "On the average school day, how many hours do you watch TV?"
Those who answered that they watched TV *three or more hours* per day.

Q108. "Thinking back over the last month, in an average week, how many hours do you spend in volunteer work, religious activities youth groups, music, drama or special school activities such as year book, both at school and away from school?"
Those who answered that they spent *three or more hours* per week in such activities.

Q109. "Thinking back over the last month, in an average week, how many hours do you spend working at a job for which you receive a paycheck or wages?"
Those who answered that they worked *three or more hours* per week.

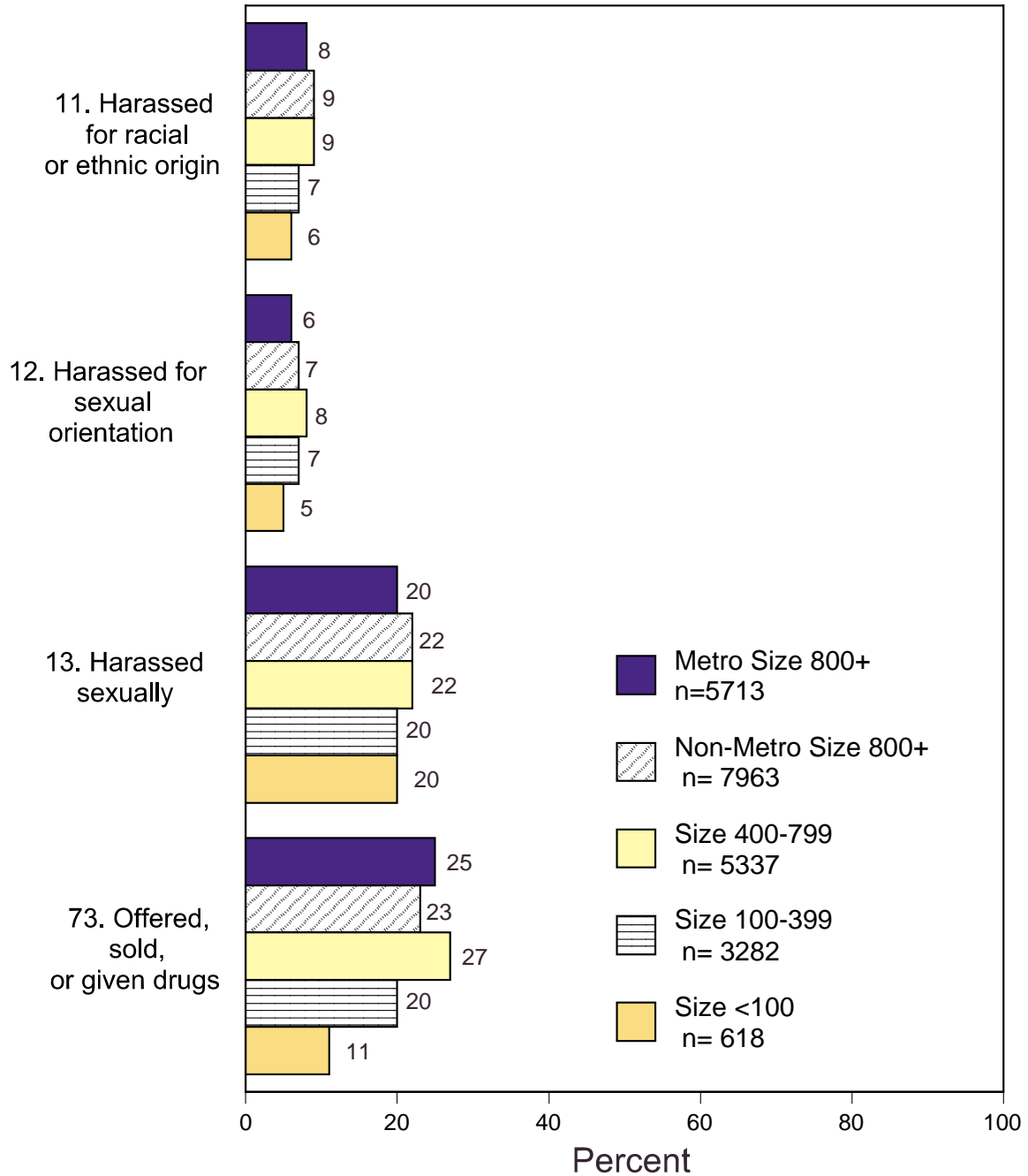
Risk Behaviors Occurring on School Property, by School Enrollment Size, YRBS 1999, Grades 9-12



**Definitions Used for Graph of Risk Behaviors Occurring on School Property
by School Enrollment Size
Youth Risk Behavior Survey 1999, Grades 9-12.**

- Q17. "During the past 30 days, on how many days did you carry a gun as a weapon on school property?"
Those who answered that they had carried a gun *one or more days on school property*.
- Q18. "During the past 30 days, on how many days did you carry a weapon (other than a gun) such as a knife or club on school property?"
Those who answered that they had carried other weapons *one or more days on school property*.
- Q19. "During the past 30 days, how many days did you not go to school because you felt you would be unsafe at school or on your way to or from school?"
Those who answered that they did not go to school because they felt unsafe on *one or more days*.
- Q20. "During the past 12 months, how many times has someone threatened or injured you with a weapon such as a gun, knife, or club on school property?"
Those who answered that they had been threatened or injured *one or more times* by someone with a weapon on school property.
- Q23. "During the past 12 months, how many times were you in a physical fight on school property?"
Those who answered that they had been in a fight *one or more times on school property*.

Risk Behaviors Occurring on School Property, by School Enrollment Size, YRBS 1999, Grades 9-12



**Definitions Used for Graph of Risk Behaviors Occurring on School Property
by School Enrollment Size
Youth Risk Behavior Survey 1999, Grades 9-12.**

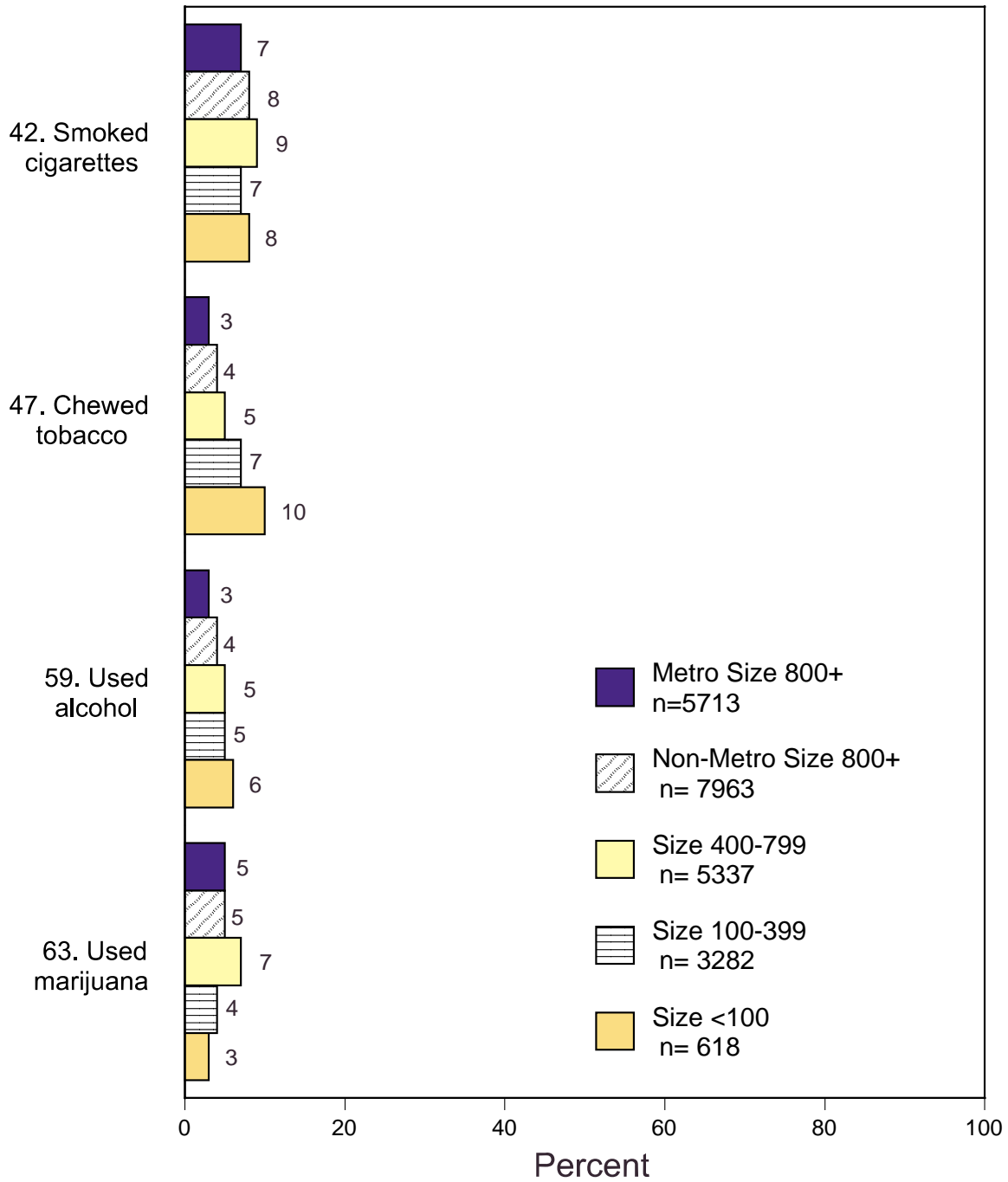
Q11. “During the past 12 months, have you ever been harassed at school (or on the way to or from school) because of your race or ethnic origin?”
Those who answered yes.

Q12. “During the past 12 months, have you ever been harassed at school (or on the way to or from school) because someone thought you were gay, lesbian or bisexual?”
Those who answered yes.

Q13. “During the past 12 months, have you received unwanted sexual comments or attention at school (or on the way to or from school)?”
Those who answered yes.

Q73. “During the past 12 months, has anyone offered, sold, or given you an illegal drug on school property?”
Those who answered yes.

Risk Behaviors Occurring on School Property, by School Enrollment Size, YRBS 1999, Grades 9-12



**Definitions Used for Graph of Risk Behaviors Occurring on School Property
by School Enrollment Size
Youth Risk Behavior Survey 1999, Grades 9-12.**

- Q42. "During the past 30 days, on how many days did you smoke cigarettes on school property?"
Those who answered that they had smoked cigarettes on *one or more days on school property*.
- Q47. "During the past 30 days, on how many days did you use chewing tobacco or snuff on school property?"
Those who answered that they had used chewing tobacco on *one or more days on school property*.
- Q59. "During the past 30 days, on how many days did you have at least one drink of alcohol on school property?"
Those who answered that they had drunk alcohol on *one or more days on school property*.
- Q63. "During the past 30 days, how many times did you use marijuana on school property?"
Those who answered that they had used marijuana on *one or more days on school property*.