

DRAFT ONLY – DATA SAMPLES – NOT FOR USE, CITATION OR PUBLICATION

# Oregon Medical Marijuana Program Statistical Retrospective 2015 - 2023



Oregon  
Health  
Authority

# CONTENTS

<b>Contents</b>	<b>1</b>
<b>Introduction</b>	<b>2</b>
Oregon Medical Marijuana Program	2
Timeline	2
Data Source and Definitions	2
<b>Application Data</b>	<b>4</b>
Total Patient Applications Received	4
New and Renewal Patient Applications Received	5
Applications by Fee Type	5
<b>OMMP Participant Data</b>	<b>7</b>
Patients, Caregivers, Growers and Grow Sites	7
Minor Patients	7
Caregivers	8
Growers	10
<b>OMMP Grow Site Data</b>	<b>12</b>
Grow Sites	13
Grow Site Reporting	14
<b>OMMP Medical Data</b>	<b>16</b>
Debilitating Medical Conditions	16
Attending Providers	17
Additional support	18

You can get this document in other languages, large print, braille or a format you prefer free of charge. Contact Oregon Medical Marijuana Program at [ommp.info@odhsoha.oregon.gov](mailto:ommp.info@odhsoha.oregon.gov) or 971-673-1234 (staff is available from noon to 4pm, Monday through Friday). We accept all relay calls.

# INTRODUCTION

## Oregon Medical Marijuana Program

In November 1998 Oregon voters approved Measure 67 allowing medical cannabis use. The Oregon Health Authority (OHA, formerly the Oregon Department of Human Services) implemented the Oregon Medical Marijuana Program (OMMP) to administer the registration program under the Oregon Medical Marijuana Act. The first OMMP patient card was issued in May 1999. To date, over 1.5 million patient, caregiver, and grower cards have been issued by the OMMP.

OMMP participation increased steadily until 2015. Oregonians approved Measure 91, which became effective in July 2015, and which decriminalized cannabis possession for individuals 21 years of age or older. Since cannabis decriminalization the OMMP has experienced annual participation decline.

OMMP cardholders can obtain medical grade cannabis products, purchase cannabis products tax free, and have higher possession rates than non-cardholders.

[Oregon Cannabis Commission](#) provides advice to OHA with respect to administration of the Oregon Medical Marijuana Act. OMMP is completely supported by participant fees; no state funds or taxes are used to support the OMMP.

## Timeline

Below is a list of select major events from 2014 – 2022:

- 03/2014 – Medical cannabis dispensaries certified by OHA opened for OMMP cardholder purchases
- 11/2014 – [Measure 91](#) passed; decriminalized possession of cannabis
- 01/2015 – OMMP quarterly [Statistical Snapshot](#) compilation began
- 07/2015 – [Measure 91](#) became effective
- 10/2015 – Early retail sales to adults 21+ started in medical cannabis dispensaries certified by OHA, [Bulletin 2015-04](#)
- 06/2016 – Inventory reporting requirements for medical cannabis growers, dispensaries, and processing sites into OHA's [Oregon Medical Marijuana Online System](#) (OMMOS) began, [Bulletin 2016-12](#)

- 12/2016 – Early retail sales to 21+ in medical cannabis dispensaries certified by OHA ended, most dispensaries opted to move from certification under the OHA to licensing under the Oregon Liquor and Cannabis Commission (OLCC), [Bulletin 2016-23](#)
- 04/2017 – OMMP online patient application portal in OMMOS went live
- 08/2017 – Grow site plant limit maximum based on patient residence and location zoning began, [Bulletin 2017-08](#)
- 07/2018 – OMMP grow sites with three or more patients required to begin reporting to the OLCC using the [Cannabis Tracking System](#) (CTS), [Bulletin 2018-03](#)
- 08/2018 – The number of patients a grower may grow for increased from 4 to 8, [Bulletin 2018-07](#)
- 01/2020 – Property owner consent required when an OMMP patient designates a grow site which is not owned by the patient or grower, [Bulletin 2019-03](#)
- 01/2022 – Definition of an OMMP Attending Provider (formerly Attending Physician) expanded, [Bulletin 2021-07](#)

## Data Source and Definitions

Data has been compiled from OMMP's January quarterly Statistical Snapshots. Data tables are embedded as Excel objects.

Each graph or table contains a brief explanation of the data and data sets may contain different but similar sounding data. Here are some important points to understand:

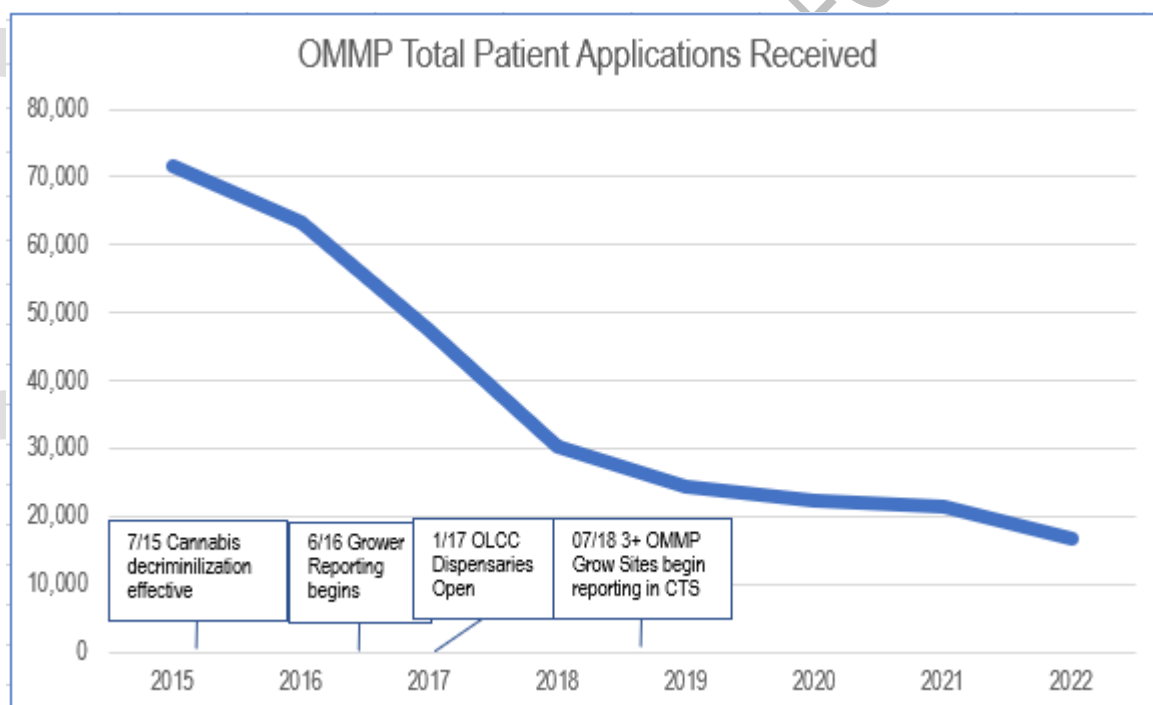
- **Patient Counts** are usually distinct/unique counts of an individual. Generally, each patient submits an application (registration) annually. Occasionally one patient may be counted twice if that individual has both effective cards issued and a pending renewal application.
- **Application Counts** are usually distinct/unique counts of a patient application. An application in electronic format is also referred to as a registration. Occasionally one patient may have two applications counted if one application is associated with effective cards issued and there is a second pending renewal application.
- **Caregiver and Grower Counts** may be distinct/unique counts of an individual or non-distinct/non-unique counts of all times an individual appears in the role of caregiver or grower on patient applications. For example, one individual may be designated as a grower on applications for eight patients at one time. For distinct/unique counts, this individual would be counted once. For non-distinct/non-unique counts, this individual would be counted eight times.

- **Grow Site Counts** may be distinct/unique counts of a location or non-distinct/non-unique counts of all times a location appears as a grow site on patient applications. For example, one location may be designated the grow site on applications for seven patients at one time. For distinct/unique counts, this location would be counted once. For non-distinct/non-unique counts, this location would be counted seven times.

# APPLICATION DATA

## Total Patient Applications Received

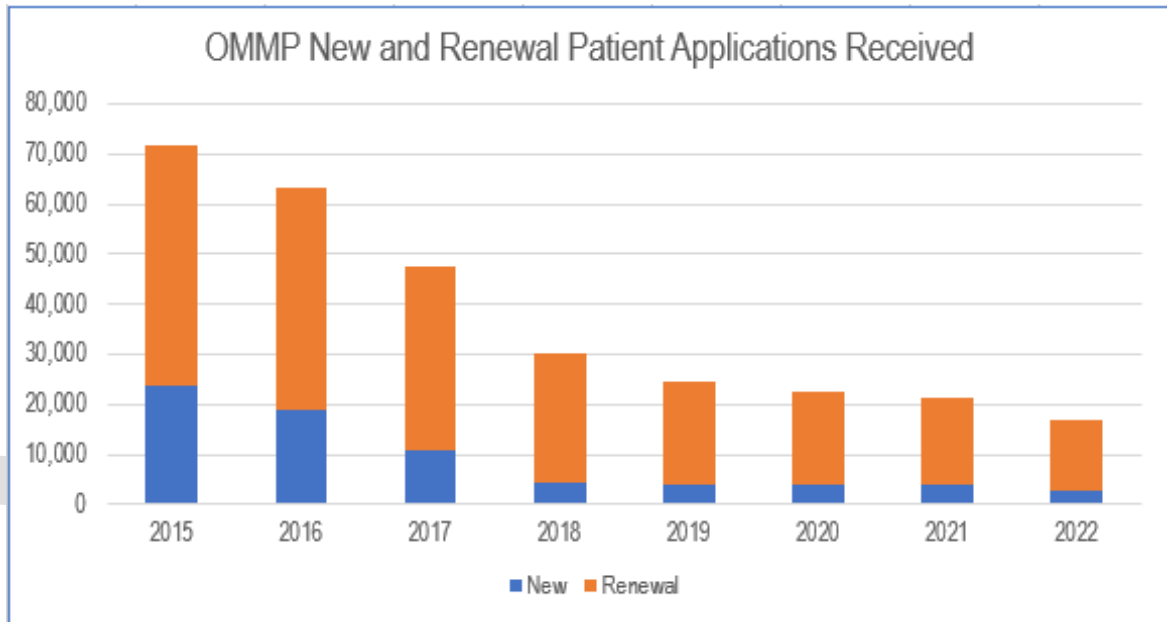
Number of combined new and renewal patient applications received by the OMMP from January 1 to December 31 each year.



OMMP Total Patient Applications Received	
2015	71,655
2016	63,298
2017	47,429
2018	30,361
2019	24,555
2020	22,379
2021	21,536
2022	16,853

# New and Renewal Patient Applications Received

Number of new and renewal patient applications received by the OMMP from January 1 to December 31 each year.



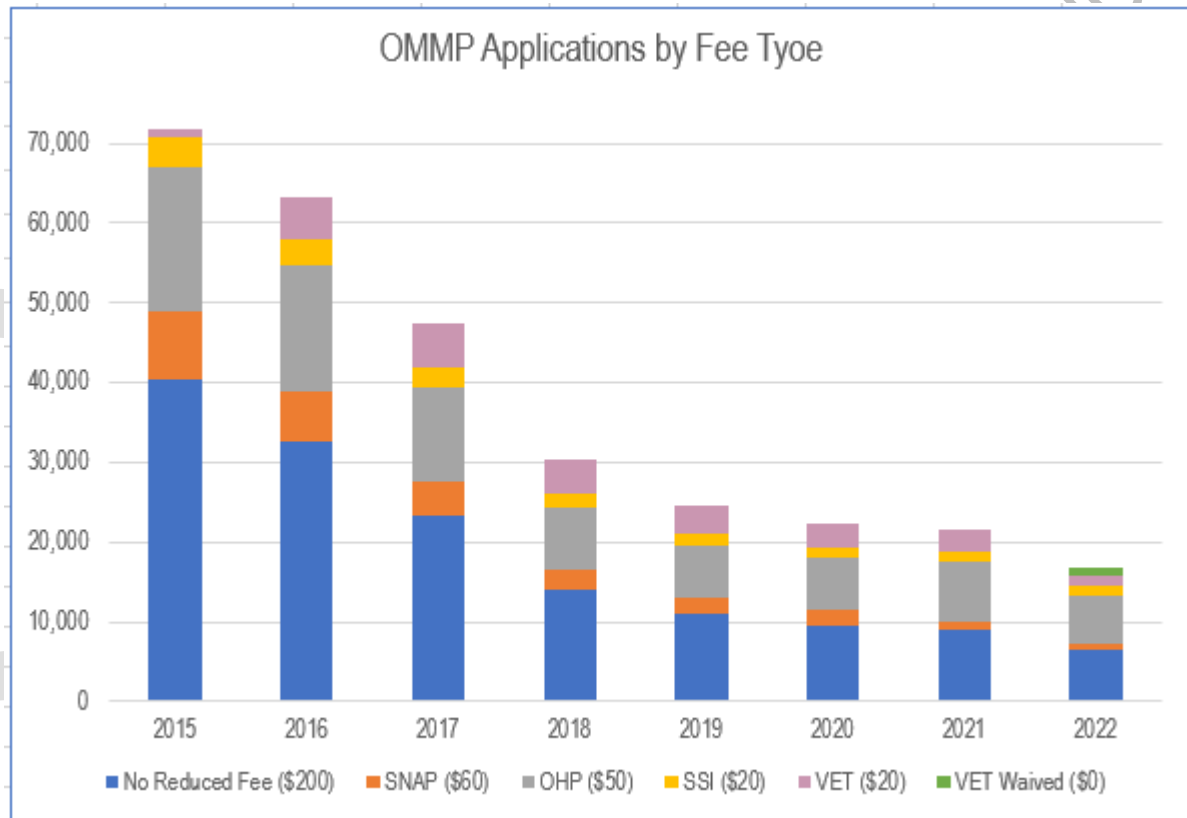
OMMP New and Renewal Patient Applications Received			
	New	Renewal	Total
2015	23,633	48,022	71,655
2016	18,787	44,511	63,298
2017	10,772	36,657	47,429
2018	4,605	25,756	30,361
2019	3,954	20,601	24,555
2020	3,817	18,562	22,379
2021	4,066	17,470	21,536
2022	2,932	13,921	16,853

## Applications by Fee Type

OMMP Patients must submit a fee with their annual application. Reduced or no fee options are available for qualifying patients. The percentage of patients who qualify for a reduced application fee increased from 44 percent in 2015 to 61 percent in 2022.

OMMP patient application fee options are:

\$200	No Reduced Fee; Patient does not qualify for any reduced application fee type
\$60	SNAP; Patient provides proof of current Supplemental Nutrition Assistance Program (SNAP) benefits
\$50	OHP; Patient provides proof of current Oregon Health Plan (OHP) benefits
\$20	SSI; Patient provides proof of current Supplemental Security Income (SSI) benefits
\$20	VET; Patient provides proof of having served in the U.S. Armed Forces
\$0	VET Waived; Patient provides proof of veteran status with a U.S. Department of Veterans Affairs disability rating of at least 50% as a result of injury or illness from active military service and received a discharge other than dishonorable
This waived fee type became effective 01/2022	

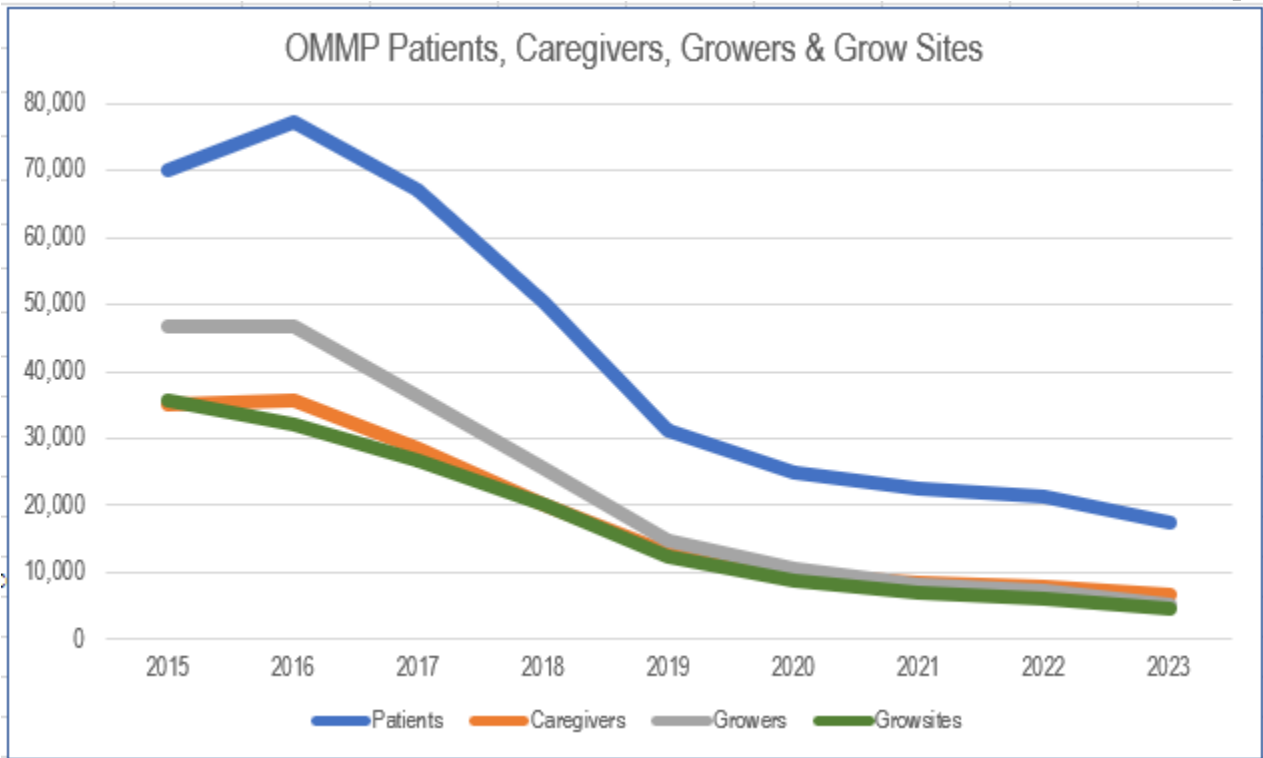


OMMP Applications by Fee Type							
	No Reduced Fee (\$200)	SNAP (\$60)	OHP (\$50)	SSI (\$20)	VET (\$20)	VET Waived (\$0)	Total
2015	40,414	8,571	17,886	3,986	798	0	71,655
2016	32,716	6,222	15,847	3,208	5,305	0	63,298
2017	23,299	4,221	11,835	2,504	5,570	0	47,429
2018	14,127	2,511	7,690	1,847	4,186	0	30,361
2019	10,959	2,074	6,512	1,509	3,501	0	24,555
2020	9,507	1,991	6,520	1,355	3,006	0	22,379
2021	8,937	1,063	7,568	1,180	2,788	0	21,536
2022	6,518	814	6,032	1,094	1,453	942	16,853

# OMMP PARTICIPANT DATA

## Patients, Caregivers, Growers and Grow Sites

Number of unique/distinct patients, caregivers, growers and grow sites designated on patient applications.

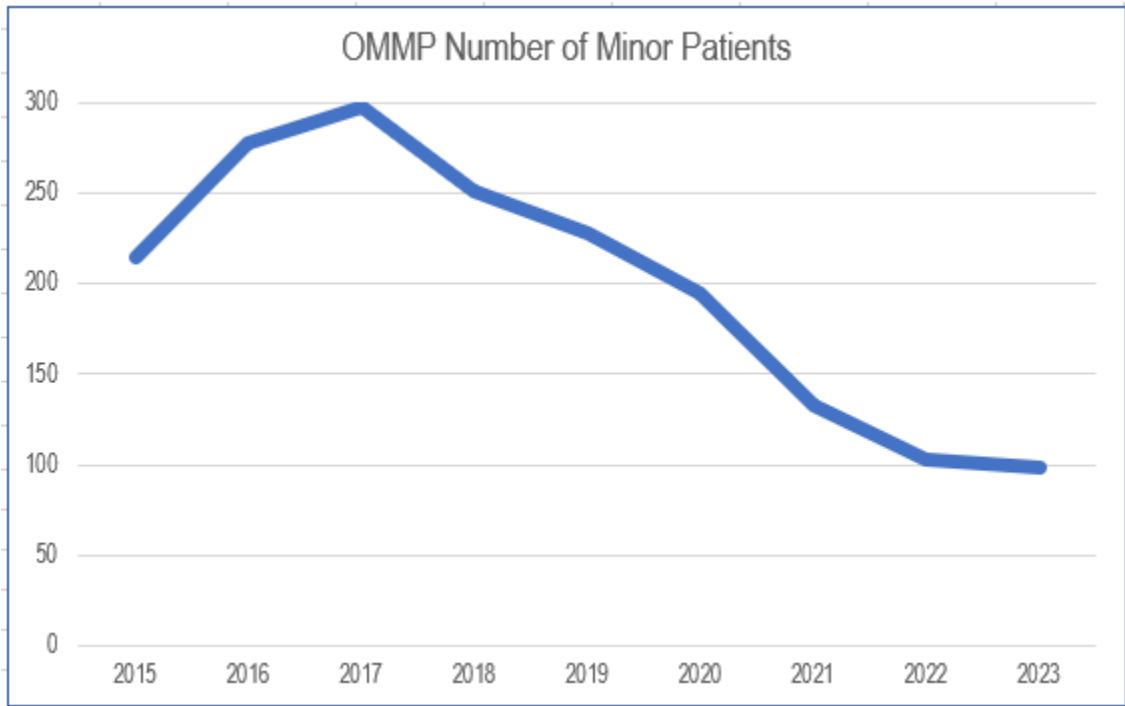


OMMP Patients, Caregivers, Growers & Grow Sites				
	Patients	Caregivers	Growers	Growsites
2015	70,139	35,064	46,601	35,765
2016	77,155	35,736	46,812	32,171
2017	67,141	28,368	36,354	26,631
2018	50,400	20,030	25,615	20,025
2019	31,251	13,013	14,643	12,408
2020	24,801	9,705	10,549	8,812
2021	22,603	8,592	8,245	6,895
2022	21,393	7,927	7,226	6,079
2023	17,459	6,764	5,184	4,522

## Minor Patients



Number of minor OMMP patients between the ages of 0 and 17 at the time of application. Minor OMMP patients are required to designate their parent or guardian as their caregiver.



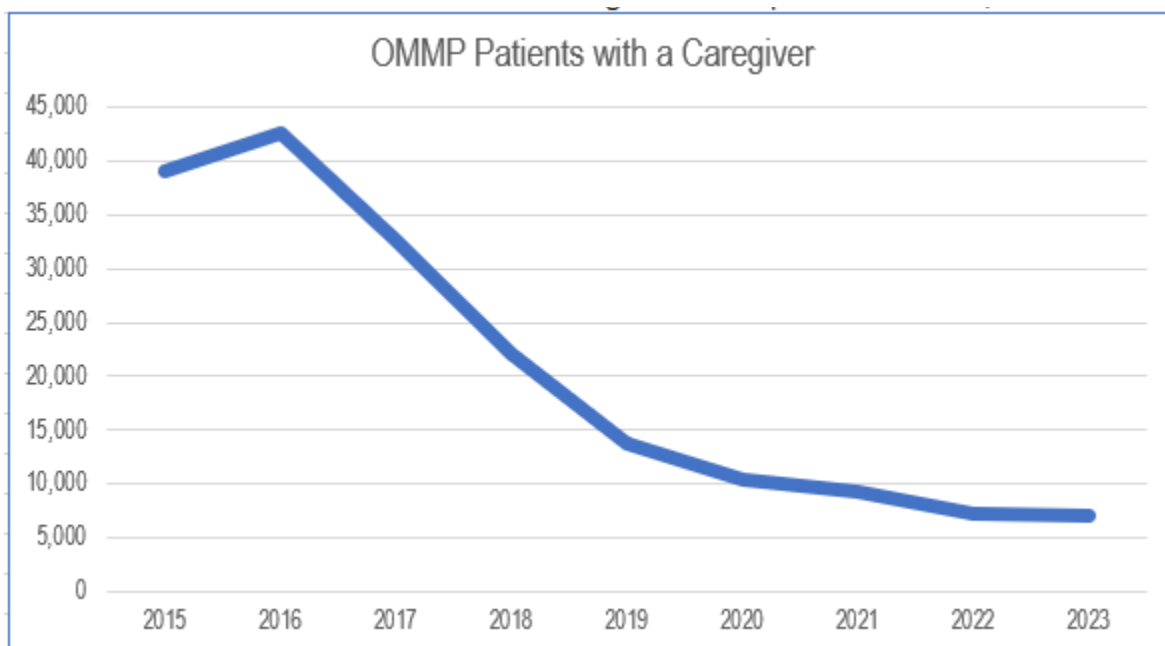
OMMP Minor Patients	
	Minors
2015	214
2016	278
2017	298
2018	251
2019	228
2020	195
2021	133
2022	103
2023	98

## Caregivers

A caregiver is an individual who is 18 years or older with significant responsibility for managing the well-being of a patient. An individual caregiver may be designated by one or more patients at a time.

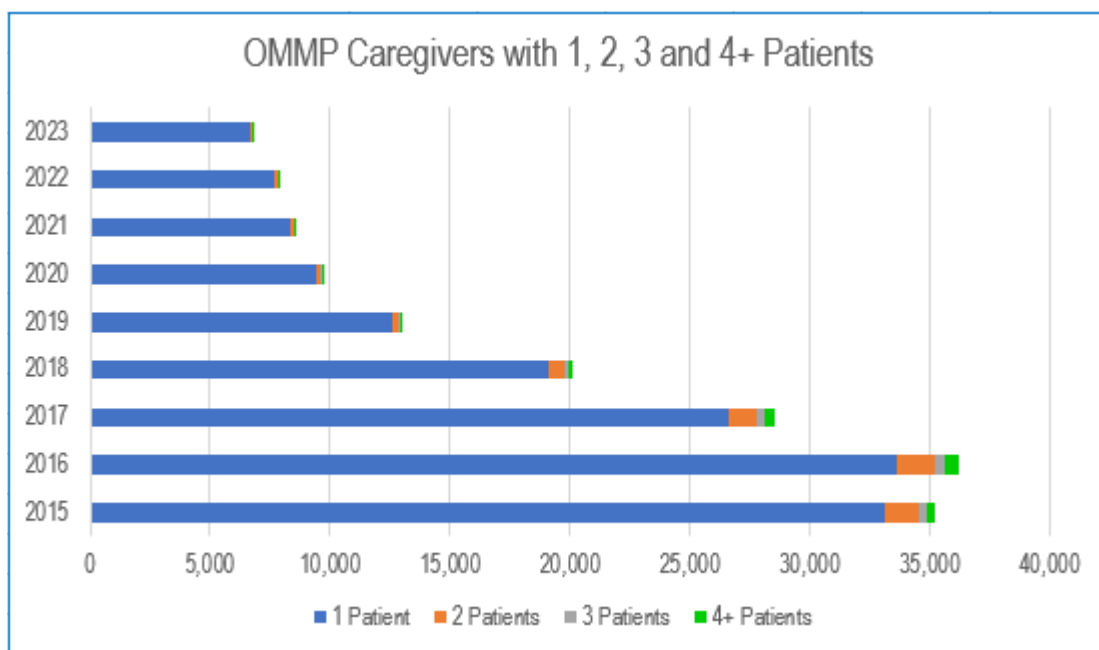
The number of unique/distinct individual caregivers participating in the OMMP can be seen in the graph and associated table, [Number of Patients, Caregivers, Growers and Grow Sites](#).

The following graph and data table show the number of times patients designated a caregiver on their applications.



OMMP Patients with a Caregiver	
2015	39,051
2016	42,619
2017	32,561
2018	22,078
2019	13,785
2020	10,331
2021	9,252
2022	7,290
2023	7,088

The following graph and table show how many caregivers provided service for 1, 2, 3 and 4 or more patients at one time.



	1 Patient	2 Patients	3 Patients	4+ Patients	Total Caregivers <sup>^</sup>
2023	6,643	78	17	24	6,762
2022	7,708	136	25	51	7,920
2021	8,331	157	31	61	8,580
2020	9,437	167	34	56	9,694
2019	12,608	259	69	65	13,001
2018	19,144	621	202	173	20,140
2017	26,648	1,157	336	389	28,530
2016	33,610	1,599	448	597	36,254
2015	33,170	1,399	348	295	35,212

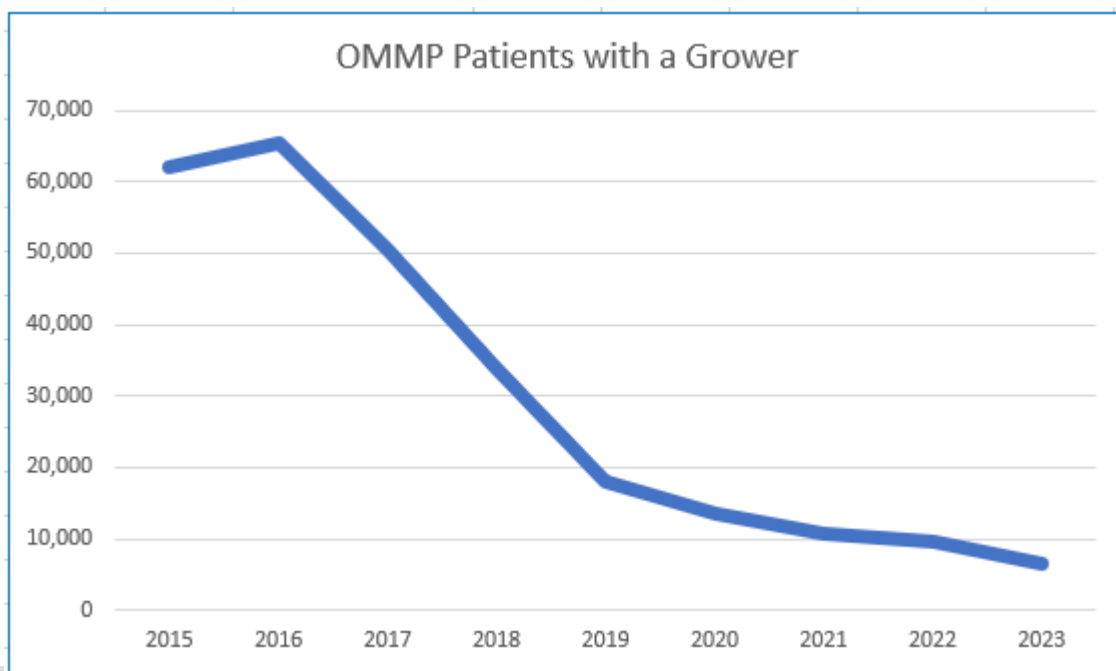
<sup>^</sup>Total Caregivers in this table may not be the same number as the total caregivers in the [Number of Patients, Caregivers, Growers and Grow Sites](#) table <due to timing of query pull, caregivers with multiple mailing counties, or caregivers without mailing counties, initial table is PID+Role+Mailing County for distinct total, pre-query county cleanup began in 2019>.

## Growers

A grower is an individual who is 21 years or older who is designated by a patient. A patient may designate themselves as their own grower or may designate another individual to grow for them. An individual grower may be designated by one or more patients but cannot grow for more than 8 patients at a time.

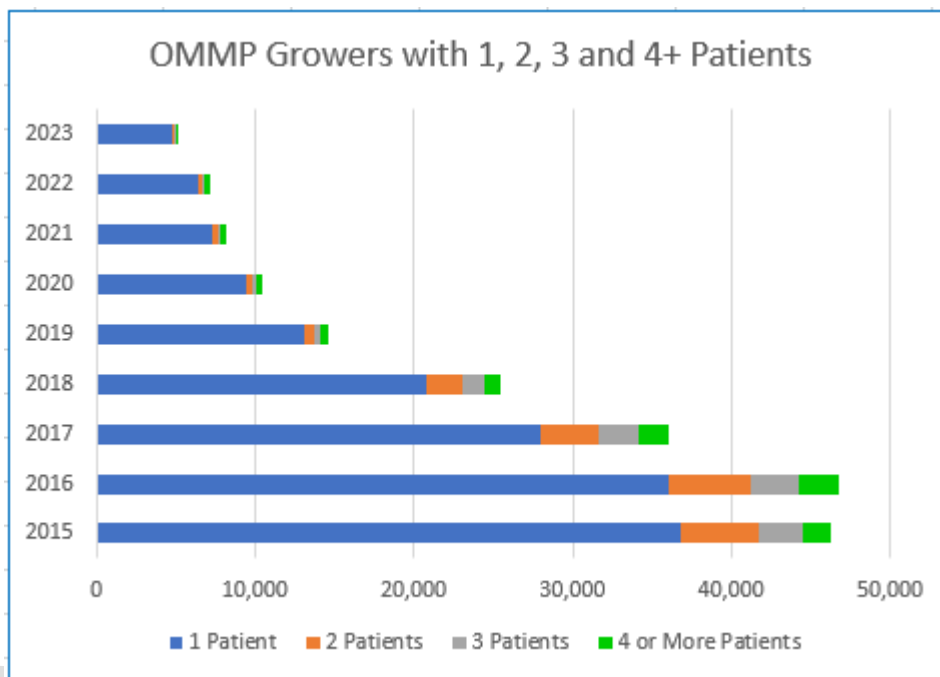
The number of unique/distinct individual growers participating in the OMMP can be seen in the graph and associated table, [Number of Patients, Caregivers, Growers and Grow Sites](#).

The following graph and data table show the number of times patients designated a grower on their applications.



	OMMP Patients with a Grower
2015	62,021
2016	65,310
2017	50,500
2018	33,665
2019	17,877
2020	13,417
2021	10,775
2022	9,475
2023	6,389

The following graph and table show how many growers provided service for 1, 2, 3 and 4 or more patients at one time.



	1 Patient	2 Patients	3 Patients	4+ Patients	Total Growers^
2015	36,818	4,941	2,715	1,794	46,268
2016	36,047	5,133	3,103	2,422	46,705
2017	28,033	3,636	2,456	1,950	36,075
2018	20,828	2,171	1,441	1,043	25,483
2019	13,117	598	361	524	14,600
2020	9,487	357	175	492	10,511
2021	7,359	302	124	430	8,215
2022	6,464	262	95	380	7,201
2023	4,780	123	68	201	5,172

^Total Growers in this table may not be the same number as the total growers in the [Number of Patients, Caregivers, Growers and Grow Sites](#) table <due to timing of query pull, growers with multiple mailing counties, or growers without mailing counties, initial table is PID+Role+Mailing County for distinct total, pre-query county cleanup began in 2019; should I add GR x 4 until 01/19, then x8?

## OMMP GROW SITE DATA

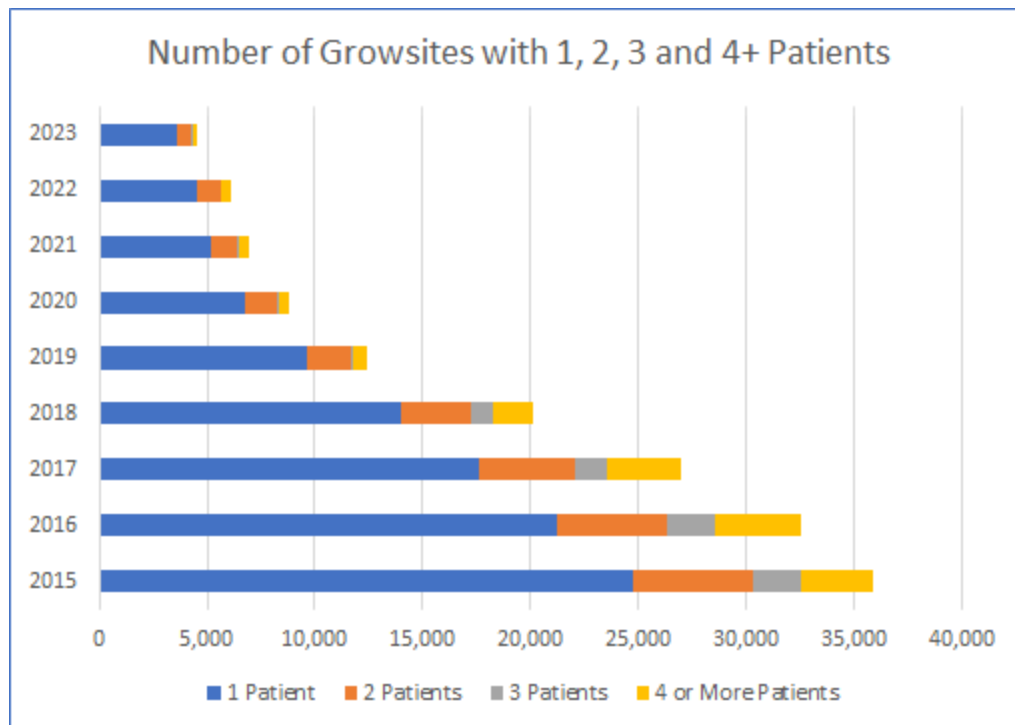
A patient may designate a street address in Oregon as their grow site. A grow site may be designated by one or more OMMP patients. The limitation on how many cannabis plants may be grown at a grow site depends on how many patients have designated that grow site, the grow site zoning status, the grower status in relation to the patient (if the patient or caregiver is the grower) and if the grow site is or is not the patient's residence. More information on OMMP grow site plant limits can be found [here](#).

The number of unique/distinct grow sites in the OMMP can be seen in the graph and associated table, [Number of Patients, Caregivers, Growers and Grow Sites](#).

Growers at certain grow sites were required to begin reporting in OMMOS in June 2016, and required to begin reporting in CTS in July 2018

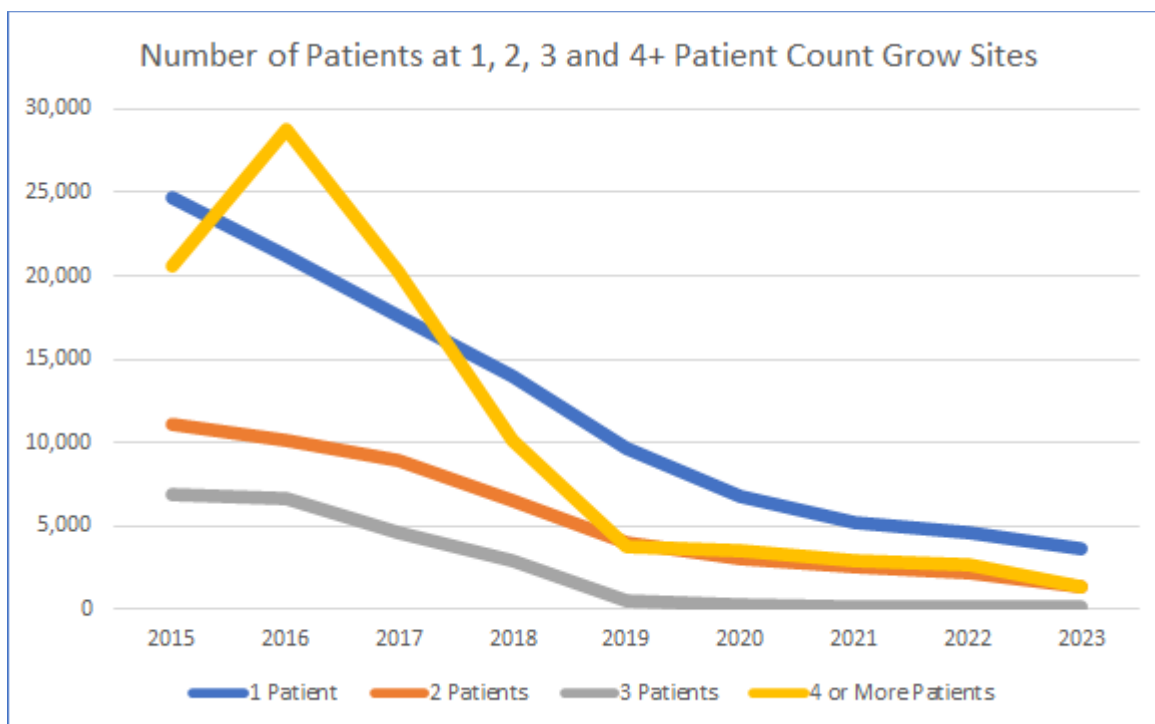
## Grow Sites

The following graph and data table show the number of grow sites with one, two, three and four or more patients.



Grow Sites with 1, 2, 3, and 4+ Patients				
	1 Patient	2 Patients	3 Patients	4+ Patients
2015	24,709	5,552	2,287	3,297
2016	21,202	5,081	2,215	4,040
2017	17,563	4,486	1,512	3,398
2018	14,019	3,240	986	1,836
2019	9,646	1,978	172	617
2020	6,722	1,513	67	510
2021	5,140	1,288	39	428
2022	4,564	1,073	44	398
2023	3,637	641	36	208

The following graph and data table show the number of patients at grow sites with one, two, three and four or more patients.



Patients at a 1, 2, 3, and 4+ Grow Sites				
	1 Patient	2 Patients	3 Patients	4+ Patients
2015	24,709	11,104	6,861	20,570
2016	21,202	10,162	6,645	28,757
2017	17,563	8,972	4,536	20,180
2018	14,019	6,480	2,958	10,173
2019	9,646	3,956	516	3,733
2020	6,722	3,026	201	3,458
2021	5,140	2,576	117	2,940
2022	4,564	2,146	132	2,633
2023	3,637	1,282	108	1,362

## Grow Site Reporting

OMMP Growers at certain grow sites were required to begin once per month reporting in OMMOS (maintained by OHA/OMMP) in June 2016 and required to begin real-time reporting in CTS (maintained by OLCC) in July 2018.

The criteria to determine which system a grower is required to use for reporting is as follows:

**CTS:** Reporting required if the grow site has 3 or more registered patients.

Growers designated at a CTS grow site at the time of application are required to pay an annual \$200 grow site registration fee per patient to the OMMP.

One grower at a CTS grow site must be designated as the Grow Site Administrator in charge of all CTS reporting for that grow site. The Grow Site Administrator must pay an annual \$480 grow site administrator fee which is collected by the OMMP and transferred to the OLCC.

**OMMOS:** Reporting required if the grow site has 1 or 2 patients and one or more of the following is true:

- A grower is designated to grow for an OMMP patient (named patient and grower are different).
- A patient, who is named as their own grower, at a grow site address that is NOT their residence.
- A patient, who is named as their own grower, at a grow site address that is their residence and is transferring marijuana items to a medical processor or dispensary.

An OMMOS grow site with 2 patients may have 1 grower who must report in OMMOS and 1 grower who is exempt from reporting depending on the circumstance of each application.

If a grower at an OMMOS grow site is required to report in OMMOS, the grower is required to pay an annual \$200 grow site registration fee to the OMMP EXCEPT if the grower is only transferring items to a medical processor or dispensary. In this case only, the grower must report but is not required to pay a grow site registration fee.

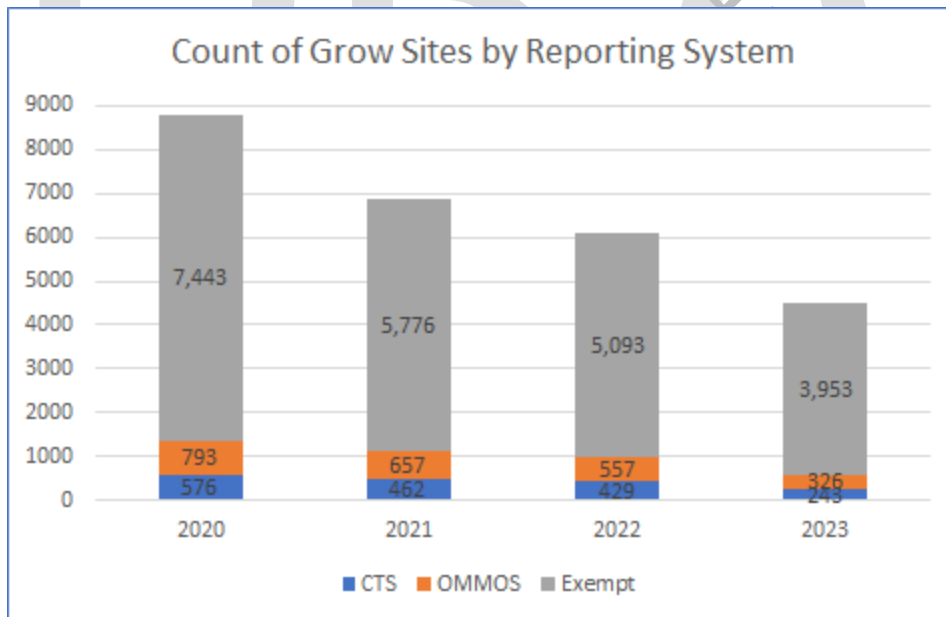
Exempt: A grower at a grow site with 1 or 2 patients is exempt from reporting if ALL of the following are true:

- A patient, who is named as their own grower, at a grow site address that is their residence; and
- The patient, who is named as their own grower, is not transferring marijuana items to a medical dispensary or processing site.

Growers who are exempt from reporting are not required to pay a grow site registration fee.

More information on grow site reporting requirements can be found [here](#).

The following graph and data table show the number distinct/unique grow sites by reporting system beginning in 2020. (Not GR by reporting system; OMMOS may have 1 reporting, 1 exempt GR, began tracking/publishing 04/19)



	CTS	OMMOS	Exempt	Total
2020	576	793	7,443	8,812
2021	462	657	5,776	6,895
2022	429	557	5,093	6,079
2023	243	326	3,953	4,522



# OMMP MEDICAL DATA

OMMP Patients may be recommended by an Attending Provider licensed in the state of Oregon if they have a qualifying debilitating medical condition and documentation that medical cannabis may mitigate the symptoms or effects of the condition. Medical documentation must be submitted annually. Certain renewing US Veterans may be exempt from submitting annual medical documentation.

## Debilitating Medical Conditions

Debilitating medical conditions that qualify a patient for an OMMP card are outlined in Oregon Revised Statute:

Malignant neoplasm (Cancer)

Glaucoma

Positive status for Human Immunodeficiency Virus or Acquired Immune Deficiency Syndrome (HIV/AIDS)

A degenerative or pervasive neurological condition (Neurological). Note this condition was defined as Agitation related to Alzheimer's disease prior to 2017.

Post-Traumatic Stress Disorder (PTSD)

A medical condition or treatment for a medical condition that produces:

Cachexia

Severe Pain (Pain)

Severe Nausea (Nausea)

Seizures, including but not limited to seizures caused by epilepsy (Seizures)

Persistent muscle spasms, including but not limited to spasms caused by multiple sclerosis (Spasms)

Conditions are not mutually exclusive; one patient may have one or more debilitating medical conditions identified in their medical documentation.

The following data table show indicated debilitating medical conditions.

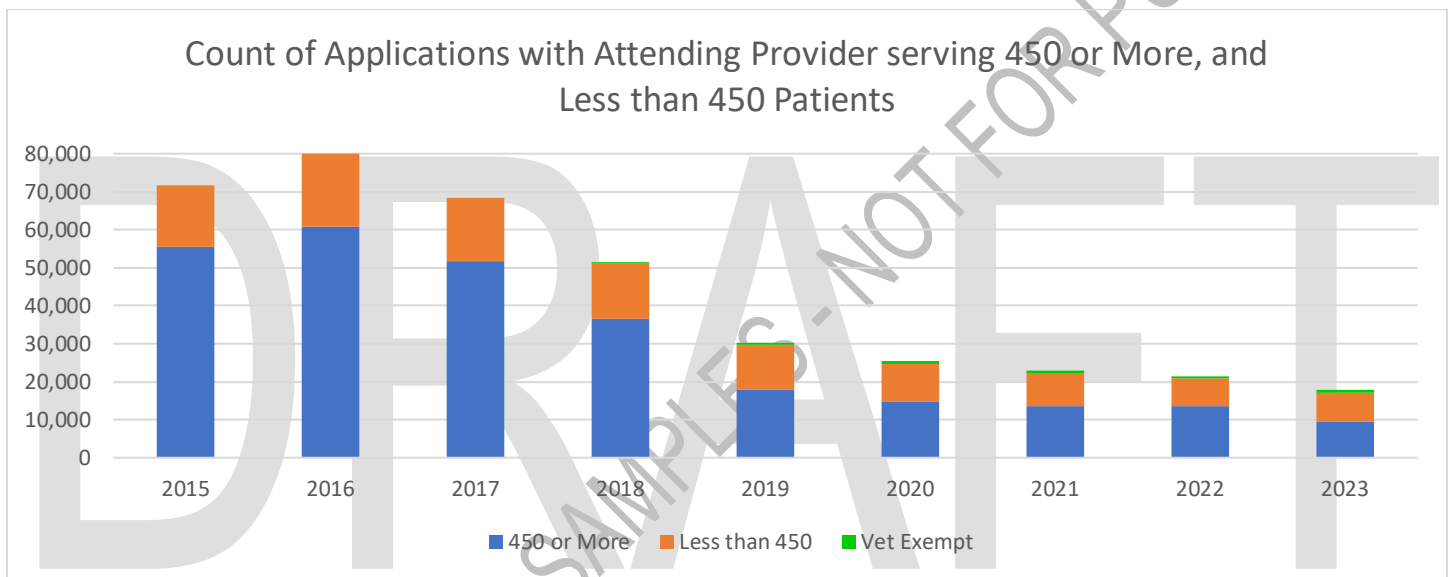
Debilitating Medical Conditions										
	Pain	Spasms	Nausea	Cancer	Seizures	Cachexia	HIV/AIDS	Glaucoma	Neurological	PTSD
2015	64,816	17,916	9,471	3,666	1,828	1,144	762	1,090	79	3,563
2016	71,533	22,501	10,680	4,460	2,122	1,170	762	1,182	117	5,527
2017	60,683	19,170	8,713	4,284	1,819	953	579	967	912	5,501
2018	44,713	10,464	5,416	3,108	1,349	687	436	741	1,753	4,752
2019	26,293	6,253	3,166	2,053	904	475	310	487	1,463	3,552
2020	21,941	5,236	2,543	1,560	805	294	265	411	1,335	3,461
2021	19,645	4,965	2,325	1,326	711	294	261	347	1,220	3,381
2022	18,387	4,432	2,306	1,295	645	221	228	314	1,298	3,532
2023	14,854	3,720	2,097	1,092	638	192	210	281	1,289	3,484

# Attending Providers

OMMP Patients must submit annual medical documentation showing their debilitating medical condition and that medical cannabis may mitigate the symptoms of the condition signed by an attending provider.

Attending providers must be licensed in Oregon as a Doctor of Medicine (MD), Doctor of Osteopathy (DO), Physician's Assistant (PA), Nurse Practitioner (NP/NI), Clinical Nurse Specialist (CNS), Certified Registered Nurse Anesthetist (CRNA) or Naturopathic Physician (ND). Attending providers associated with 450 or more patients at one time must provide documentation showing the patient's medical records have been reviewed, and an examination and planned follow-up care was provided.

Certain US Veterans are exempt from submitting renewal medical documentation under ORS 475C.783(11)(b) which exemption became effective in 2018.



Count of Applications with Providers associated with 450 or More, and Less than 450 Patient Applications				
	450 or More	Less than 450	Vet Exempt	Total
2015	55,536	16,128	0	71,664
2016	60,908	19,078	0	79,986
2017	51,597	16,771	0	68,368
2018	36,588	14,518	304	51,410
2019	17,973	11,869	501	30,343
2020	14,852	9,924	700	25,476
2021	13,656	8,539	721	22,916
2022	13,528	7,239	727	21,494
2023	9,453	7,666	796	17,915

Attending Provider type placeholder, one year of data available in 2024

## Additional support

If you have questions regarding the data presented, please email << >>. If we cannot help you immediately, we will follow up with you via email regarding additional support options.

+++

You can get this document in other languages, large print, braille or a format you prefer free of charge. Contact the OMMP at [ommp.info@odhsoha.oregon.gov](mailto:ommp.info@odhsoha.oregon.gov) or 503-673-1234 (Monday through Friday, Noon to 4pm). We accept all relay calls.

DRAFT

DRAFT ONLY - DATA SAMPLES - NOT FOR PUBLICATION