

The **Oregon Medical Marijuana Program**

**Statistical Snapshot
April 2025**

OREGON MEDICAL MARIJUANA PROGRAM STATISTICAL SNAPSHOT APRIL 2025



Oregon Medical Marijuana Program
Analysis Unit
PO Box 14450
Portland, OR 97293-0450
www.oregon.gov/ommp

OREGON MEDICAL MARIJUANA PROGRAM
STATISTICAL SNAPSHOT
APRIL 2025
TABLE OF CONTENTS

Patients, Caregivers, Growers and Grow Sites	1
Patients, Caregivers, Growers and Grow Sites by Oregon County	1
Patients, Caregivers and Growers Outside of Oregon	2
Patients by Age Range	2
Patients, Caregivers and Growers by Gender	2
Patients by Condition	2
Minor Patients	3
Minor Patients by Condition	3
Caregivers	3
Organizational Caregivers	3
Growers	4
Grow Site Addresses	4
Grow Sites where Patient is Own Grower or Designated Another Person as their Grower	4
Grower Reporting Requirements	5
Attending Provider Types by Patient Applications	6
Attending Providers with 450 or More Patient Applications	6
Reduced Card Application Fee Eligibility by Year	7
Annual Card Participant Fluctuation	7
Medical Cannabis Dispensaries and Processing Sites by Oregon County	8
Medical Cannabis Dispensary and Processing Site Applications Received by Year	8
Retail Cannabis Dispensary Sales Data	8
Card Applications Received by Year	9
Data Notes:	10

Patients, Caregivers, Growers and Grow Sites¹

	Patients	Caregivers	Growers	Grow Sites
Mailing Address in OR	12,948	5,043	2,962	2,669
Mailing Address Outside OR	15	35	3	N/A
Total	12,963	5,078	2,965	2,669

Patients, Caregivers, Growers and Grow Sites by Oregon County¹

	Patients	Caregivers	Growers	Grow Sites
BAKER	56	< 50	< 50	< 50
BENTON	209	81	< 50	< 50
CLACKAMAS	1,070	472	214	195
CLATSOP	185	62	< 50	< 50
COLUMBIA	157	64	< 50	< 50
COOS	181	71	57	54
CROOK	76	< 50	< 50	< 50
CURRY	73	< 50	< 50	< 50
DESCHUTES	683	281	161	133
DOUGLAS	346	101	130	119
GRANT	< 50	< 50	< 50	< 50
HARNEY	< 50	< 50	< 50	< 50
HOOD RIVER	63	< 50	< 50	< 50
JACKSON	1,093	250	368	312
JEFFERSON	62	< 50	< 50	< 50
JOSEPHINE	878	137	424	333
KLAMATH	196	83	81	72
LAKE	< 50	< 50	< 50	< 50
LANE	1,355	523	326	310
LINCOLN	338	188	54	55
LINN	404	181	90	89
MALHEUR	160	60	77	67
MARION	793	397	140	137
MORROW	< 50	< 50	< 50	< 50
MULTNOMAH	2,320	1,030	232	217
POLK	257	120	51	< 50
TILLAMOOK	136	57	< 50	< 50
UMATILLA	110	< 50	< 50	< 50
UNION	99	< 50	< 50	< 50
WALLOWA	< 50	< 50	< 50	< 50
WASCO	< 50	< 50	< 50	< 50
WASHINGTON	1,190	491	156	145
YAMHILL	281	119	57	58
Combined total for GILLIAM, SHERMAN, & WHEELER	< 50	< 50	< 50	< 50
Outside of Oregon	15	35	3	N/A

Patients, Caregivers and Growers Outside of Oregon

State	Patients	Caregivers	Growers
AL	0	0	1
AZ	0	1	0
CA	3	3	0
IL	1	0	0

State	Patients	Caregivers	Growers
TN	1	0	0
WA	9	30	2
WI	1	1	0
Total	15	35	3

Patients by Age Range *(not all are 5-year increments)*

Patient Age Range	Count	Percentage
0 – 10	10	0.1%
11 – 15	20	0.2%
16 – 17	16	0.1%
18 – 20	412	3.2%
21 – 24	337	2.6%
25 – 29	705	5.4%
30 – 34	1,027	7.9%
35 – 39	1,300	10.0%
40 – 44	1,426	11.0%

Patient Age Range	Count	Percentage
45 – 49	1,294	10.1%
50 – 54	1,108	8.5%
55 – 59	1,024	7.9%
60 – 64	1,213	9.4%
65 – 69	1,297	10.0%
70 – 74	987	7.6%
75 – 79	627	4.8%
80 +	160	1.2%
Total	12,963	

Patients, Caregivers and Growers by Gender

	Patients	Caregivers	Growers
Male	57%	48%	68%
Female	42%	51%	32%
Non Binary	1%	1%	< 1%

Patients by Condition²

Condition	Count of Reporting Patients	Percentage of Reporting Patients
Severe Pain	10,805	83.4%
PTSD	3,529	27.2%
Spasms	3,262	25.2%
Nausea	1,631	12.6%
Neurological	1,349	10.4%
Cancer	875	6.7%
Seizures	487	3.8%
Glaucoma	198	1.5%
HIV/AIDS	178	1.4%
Cachexia	151	1.2%

Minor Patients

Minor Patient Age Range	Count
0 – 10	10
11 – 15	20
16 – 17	16
Total	46

Minor Patients by Condition²

Condition	Count of Reporting Minor Patients	Percentage of Reporting Minor Patients
Neurological	29	63.0%
Severe Pain	14	30.4%
Seizures	9	19.6%
PTSD	8	17.4%
Spasm	5	10.9%
Nausea	< 5	Redacted
Cancer	< 5	Redacted
Cachexia	< 5	Redacted
Glaucoma	0	0%
HIV/AIDS	0	0%

Caregivers

A caregiver must be 18 years or older and one individual may be designated by multiple patients. There are 5,078 caregivers designated by 5,163 patients.

Caregivers	Patients
5,021	1
45	2
7	3
4	4
1	15
5,078	5,163

“There are 5,021 caregivers with one patient each, 45 caregivers with two patients each ... there are four caregivers with four patients, and one caregiver with 15 patients.”

Organizational Caregivers

An organizational caregiver is an organization that provides hospice, palliative or home health care services, or a residential facility, that has significant responsibility for managing the well-being of a patient and is designated as an additional caregiver under ORS 475C.791.

There is one organizational caregiver designated by eight patients.

Growers

A grower must be 21 years or older and one individual may grow for a maximum of eight patients at a time. A patient may designate themselves or another person as their grower.

There are 2,961 growers designated by 3,716 patients.

Growers	Patients
2,761	1
48	2
32	3
29	4
9	5
14	6
26	7
42	8
2,961	3,716

“There are 2,761 growers growing for one patient each, 48 growers growing for two patients each. . .there are 26 growers growing for seven patients, and 42 growers growing for eight patients.”

Grow Site Addresses

There are 2,669 grow site addresses designated by 3,715 patients.

Grow Site Addresses	Patients
2,237	1
289	2
19	3
12	4
14	5
12	6
35	7
51	8
2,669	3,715

“There are 2,237 grow site addresses with one registered patient, there are 289 grow site addresses with two registered patients ... there are 35 grow site address with seven registered patients, and 51 grow site address with eight registered patients.”

Grow Sites where Patient is Own Grower or Designated Another Person as their Grower

A patient may designate themselves as their own grower or designate another person to grow for them as their designated grower. More than one grower may be growing at a grow site.

Patient is growing for themselves	2,786
Patient designated another person as their grower	929
Total	3,715

Grower Reporting Requirements

OMMP growers are required to report into one of two reporting systems unless they are exempt from reporting. A grower may be required to either report monthly using the OMMP's Oregon Medical Marijuana Online System (OMMOS) or in real time using the Oregon Liquor Control Commission's Cannabis Tracking System (CTS).

The criteria to determine which system a grower is required to use for reporting is as follows:

CTS: Reporting required if the grow site has 3 or more registered patients.

OMMOS: Reporting required if the grow site has 1 or 2 patients and one or more of the following is true:

- A grower is designated to grow for an OMMP patient (named patient and grower are different).
- A patient, who is named as their own grower, at a grow site address that is NOT their residence.
- A patient, who is named as their own grower, at a grow site address that is their residence and is transferring marijuana items to a medical processor or dispensary.

Exempt: A grower at a grow site with 1 or 2 patients is exempt from reporting if ALL of the following are true:

- A patient, who is named as their own grower, at a grow site address that is their residence; and
- The patient, who is named as their own grower, is not transferring marijuana items to a medical dispensary or processing site.

A grow site with 2 patients may have one grower required to report into OMMOS, and a second grower exempt from reporting. In the data set below, the grow site is represented in the OMMOS reporting system.

Grow site reporting system	Distinct grow site addresses
CTS	140
OMMOS	120
Exempt	2,409
Total	2,669

Attending Provider Types by Patient Applications

On April 1, 2025, there were **1,335** attending providers associated with patient applications. Attending providers may be licensed as a MD, DO, PA, NP/NI, CNS, CRNA or ND³.

778 Patients provided applications with proof that they are exempt from submitting medical documentation under ORS 475C.783(11)(b)⁴ (100% disabled US Veteran exemption) accounting for 5.8% of patient applications.

Attending Provider Type	MD	DO	PA	NP/NI	CNS	CRNA	ND	None (Veteran ⁴)
Application Count	6,687	2,404	244	844	5	4	2,372	778
Application Percentage	50.1%	18.0%	1.8%	6.3%	< 0.1%	<0.1%	17.8%	5.8%

Attending Providers with 450 or More Patient Applications

Attending providers associated with 450 or more patients at one time must provide documentation showing the patient's medical records have been reviewed, and an examination and planned follow-up care was provided.⁵









































Patient Application Range Count	Count of Patient Applications in Range	Attending Provider
1 - 449	6,972	1,328
≥ 450	5,588	7
N/A	795	None (Veteran ⁴)

“There are 1,328 attending providers currently associated with between one and 449 patient applications, accounting for 52.3% (6,972) of applications.
 There are 7 attending providers currently associated with 450 or more patient applications, accounting for 41.8% (5,588) of applications.
 The remaining 5.8% (778) applicants were exempt⁴”

Reduced Card Application Fee Eligibility by Year⁶

	No Reduced Fee Eligibility	SNAP	OHP	SSI	VET	VET Fee Waived
2012	59.9%	31.6%	2.5%	6.1%	N/A	N/A
2013	61.7%	27.7%	4.5%	6.2%	N/A	N/A
2014	56.4%	14.3%	22.4%	6.4%	0.4%	N/A
2015	56.4%	12.0%	25.0%	5.6%	1.1%	N/A
2016	51.7%	9.8%	25.0%	5.1%	8.4%	N/A
2017	49.1%	8.9%	25.0%	5.3%	11.7%	N/A
2018	46.5%	8.3%	25.3%	6.1%	13.8%	N/A
2019	44.6%	8.4%	26.5%	6.1%	14.3%	N/A
2020	42.5%	8.9%	29.1%	6.1%	13.4%	N/A
2021	41.5%	4.9%	35.1%	5.5%	12.9%	N/A
2022	38.7%	4.8%	35.8%	6.5%	8.6%	5.6%
2023	37.6%	4.3%	37.0%	6.4%	8.1%	6.6%
2024	38.2%	4.6%	36.1%	6.3%	7.5%	7.3%
2025 (partial)	38.8%	4.5%	32.6%	6.6%	7.2%	10.3%

Annual Card Participant Fluctuation⁷

	Patients		Caregivers		Growers		Grow Sites	
04/2015	71,191	-	35,633	-	46,037	-	34,903	-
04/2016	73,715	 +4%	33,489	 -6%	43,291	 -6%	28,774	 -18%
04/2017	61,839	 -16%	26,067	 -22%	33,764	 -22%	25,228	 -12%
04/2018	45,210	 -27%	17,722	 -32%	22,810	 -32%	18,099	 -28%
04/2019	28,177	 -38%	11,564	 -35%	12,859	 -44%	10,900	 -40%
04/2020	24,015	 -15%	9,269	 -20%	9,884	 -23%	8,245	 -24%
04/2021	22,566	 -6%	8,500	 -8%	8,039	 -19%	6,727	 -18%
04/2022	20,663	 -8%	7,644	 -10%	6,830	 -15%	5,778	 -14%
04/2023	16,814	 -19%	6,486	 -15%	4,752	 -30%	4,158	 -28%
04/2024	14,605	 -13%	5,615	 -13%	3,712	 -22%	3,286	 -21%
04/2025	12,963	 -11%	5,078	 -10%	2,965	 -20%	2,669	 -19%

Medical Cannabis Dispensaries and Processing Sites by Oregon County⁸

County	Dispensaries	Processing Sites
TOTAL	0	0

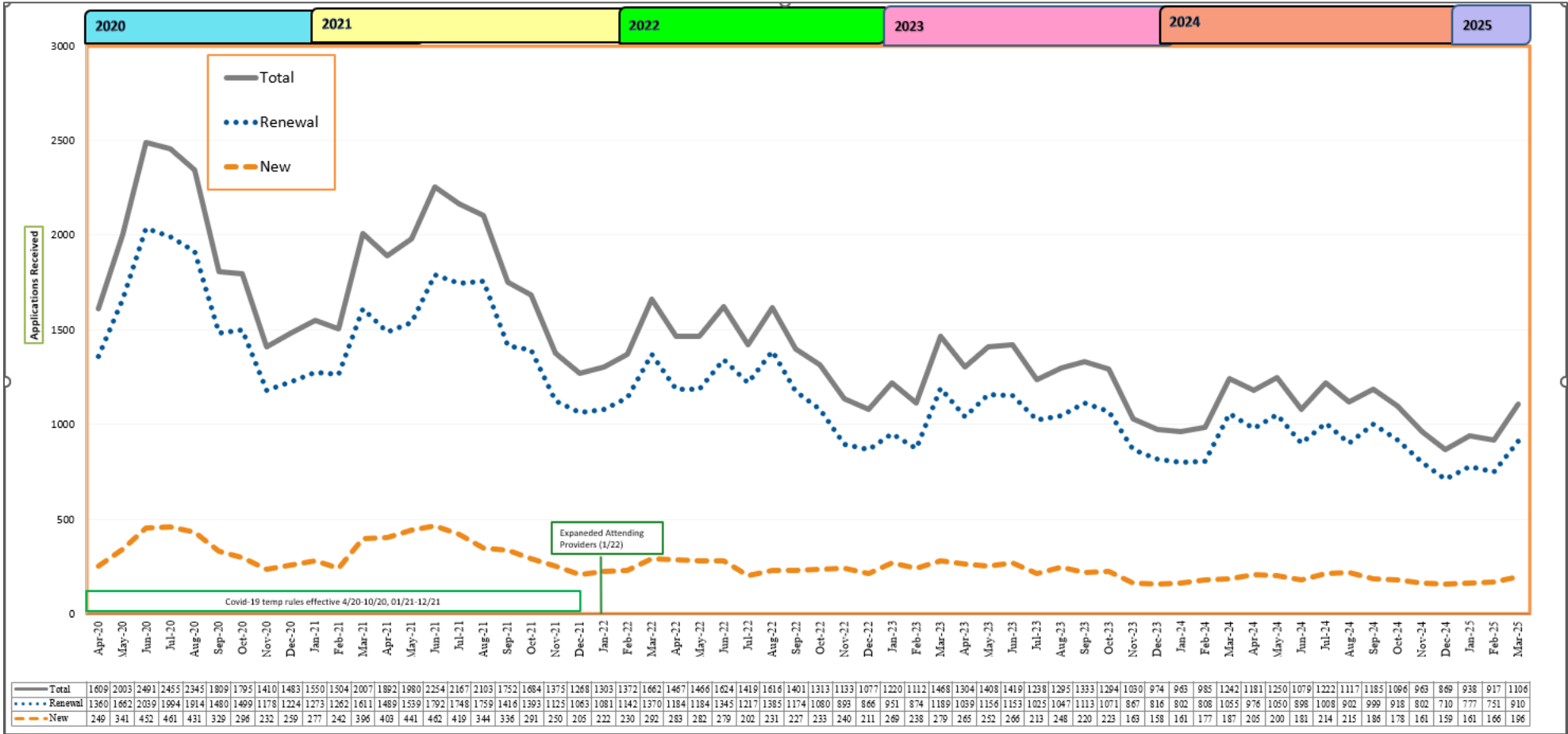
Medical Cannabis Dispensary and Processing Site Applications Received by Year⁹

	Dispensary Applications			Processing Site Applications		
	New	Renewal	Total	New	Renewal	Total
2014	623	0	623	N/A	N/A	N/A
2015	522	229	751	N/A	N/A	N/A
2016	118	328	446	322	0	322
2017	10	19	29	18	1	19
2018	2	5	7	1	3	4
2019	0	1	1	0	0	0
2020	2	1	3	0	0	0
2021	2	1	3	0	0	0
2022	1	1	2	0	0	0
2023	0	1	1	1	0	1
2024	0	0	0	0	0	0
2025 (partial)	0	0	0	0	0	0

Retail Cannabis Dispensary Sales Data

The Oregon Liquor and Cannabis Commission (OLCC) licenses all retail cannabis dispensaries in Oregon. OLCC data of sales from retail dispensaries to OMMP cardholders is searchable on the OLCC website located here: <https://www.oregon.gov/olcc/marijuana/pages/marijuana-market-data.aspx>

Card Applications Received by Year



Data Notes:

- ¹ Participant counts are based on distinct combinations of person, role (patient, caregiver, grower) and mailing address county. If one person is the caregiver for three patients and has a mailing county of Multnomah on all three patient applications, that person would be counted once as a caregiver in Multnomah County. If one person is a caregiver for three patients and has Multnomah as a mailing address on one patient application and Clackamas on the other two patient applications, that person would be counted once as a caregiver in Multnomah County, and once as a caregiver in Clackamas County.
Grow site address counts are based on distinct addresses. If one address is designated as the grow site for three patients, it will be counted once.
- ² Conditions are not mutually exclusive; one patient may report one or more conditions.
- ³ The definition of “attending provider” expanded effective 01/01/2022 to include the attending provider types below. See ORS 475C.777(1).
MD or DO - physician licensed under ORS chapter 677;
PA - physician assistant licensed under ORS 677.505 to 677.525;
NP/NI - nurse practitioner licensed under ORS 678.375 to 678.390;
CNS - clinical nurse specialist licensed under ORS 678.370 and 678.372;
CRNA - certified registered nurse anesthetist as defined in ORS 678.245; or
ND - naturopathic physician licensed under ORS chapter 685.
- ⁴ Renewing patients are not required to submit medical documentation if they are a veteran who has been assigned a total and permanent disability rating as a result of service-connected disabilities; or has a US VA total disability rating of 100%. See ORS 475C.783(1)(b).
- ⁵ Attending providers associated with 450 or more patients must provide documentation that the patient’s medical records have been reviewed, and an examination and follow up care was provided, or an exemption. See OAR 333-008-0700(4).
- ⁶ OMMP application fee types and current amounts are as follows:
- “No Reduced Fee”: No reduced fee proof is submitted with the application. Fee is **\$200**.
 - “SNAP”: Oregon Supplemental Nutrition Assistance Program recipient. Fee is **\$60**.
 - “OHP”: Oregon Health Plan recipient. Fee is **\$50**.
 - “SSI”: Supplemental Security Income recipient. Fee is **\$20**.
 - “VET”: Proof of having served in the US armed forces. Fee is **\$20**.
 - “VET Fee Waived”: Proof of having a US VA total rating disability of at least 50% from an injury or illness incurred or aggravated during active military service and who received a discharge or release under other than dishonorable conditions. Fee is **\$0**. Effective 01/01/22
- ⁷ Shows an annual increase/decrease from the prior year time frame for all participant-types.
- ⁸ Compiled 04/01/2025 from:
<http://www.oregon.gov/oha/PH/DiseasesConditions/ChronicDisease/MedicalMarijuanaProgram/Pages/dispensary-directory.aspx>
- ⁹ Count includes all applications received with payment; not all received applications are approved.

Statistics compiled 04/01/2025

There are natural fluctuations in statistical totals due to workflow and timing of compilation.

Statistical Snapshots are published here:

<https://www.oregon.gov/oha/PH/DISEASESCONDITIONS/CHRONICDISEASE/MEDICALMARIJUANAPROGRAM/Pages/data.aspx>



PUBLIC HEALTH DIVISION
Oregon Medical Marijuana Program, Analysis Unit
PO Box 14450, Portland, OR 97293-0450
www.healthoregon.org/ommp