

**Apr 12, 2018**

Reporting System	Unique Grow Sites		Unique Growers*	
CTS	2,229	12.4%	5,099	22.7%
NONE	2,149	12.0%	2,275	10.1%
OMMOS†	13,562	75.6%	15,360	68.5%
<b>Total</b>	<b>17,940</b>		<b>22,433</b>	









**Jun 15, 2018**

Reporting System	Unique Grow Sites		Unique Growers*	
CTS	1,494	9.1%	3,360	16.8%
NONE	3,450	20.9%	3,707	18.5%
OMMOS†	11,547	70.0%	13,228	66.0%
<b>Total</b>	<b>16,491</b>		<b>20,057</b>	

\* When summed, grower counts will not equal the total shown in the "Total" row at the bottom of the table, and corresponding percentages will not add up to 100%. This is because growers can and do grow at multiple sites, so if a grower is growing at one CTS site and one OMMOS site, they will be counted in both of those rows, but only once in "Total."

† The "Reporting System" is determined at the grow site level, but some growers at OMMOS sites are exempt from reporting. For example, if a person is growing on behalf of a patient at a grow site that grow site is categorized as OMMOS and that grower must report. However, if a second grower at that same grow site is their own grower, growing at their residence, not transferring, and the site has 12 or fewer mature plants, that grower is exempt from reporting in OMMOS.

## Oregon Medical Marijuana Program Statistics Participant Fluctuation *(06/19/18)*

	Patients		Caregivers		Growers		Grow Sites	
Jan-18	50,400	-	20,030	-	25,615	-	20,025	-
Apr-18	45,210	 -10%	17,722	 -12%	22,810	 -11%	18,099	 -10%
Jun-18	40,680	 -10%	16,082	 -9%	19,943	 -13%	16,426	 -9%

**Data Notes:**

Counts distinct participants by role (patient, caregiver and grower).

01/18 and 04/18 data from participant fluctuation charts in Statistical Snapshots.

06/18 data compiled 06/19/18.