

COVID-19 Weekly Report

Oregon's Weekly Surveillance Summary
Novel Coronavirus (COVID-19)



Oregon Public Health Division

Published October 14, 2020

Background

COVID-19 Weekly Report data will be finalized every Sunday at 11 p.m. PDT, and the report will be published on Wednesday. **Please note that the data reported here are continually being updated. For daily up-to-date information, visit the OHA COVID-19 web page: <https://govstatus.egov.com/OR-OHA-COVID-19>.**

As of 11 p.m. Sunday, October 11, there have been 37,467 cases of COVID-19 reported to the Oregon Health Authority. Of these, 1,886 (5.0%) are “presumptive” cases—i.e., people with COVID-19-like symptoms and close contact with a confirmed case, but who did not have a confirmatory laboratory test. Though not confirmed, presumptive cases are highly likely to have COVID-19, given their specific symptoms and known exposure. Presumptive cases are encouraged to seek testing to confirm that they do have COVID-19. Presumptive cases who test positive are recategorized as confirmed cases.

These data represent a snapshot of COVID-19 risk factors and clinical and demographic characteristics of cases, and they include data on cases with pending investigations. Not all cases have been interviewed at the time of this report. The data shown in this report come from Oregon’s electronic disease surveillance system for reportable diseases.

During the week of October 4–October 10,^{*} 28,490 Oregonians were tested for COVID-19, and 6.4% of them had a positive result.[†] Not all positive tests represent new cases; some are from specimens collected from people who had already been counted as presumptive cases. The number includes tests done at all locations, including commercial non-hospital-based laboratories, hospital laboratories and Oregon State Public Health Laboratory.

Weekly Report Summary

During Monday, October 5, through Sunday, October 11, OHA recorded 2,418 new cases of COVID-19 infection—up 18% from last week’s tally of 2,055 and the highest weekly total reported in Oregon to date. The number of Oregonians newly tested rose 26%, to 28,490, and the percentage of tests that were positive rose slightly to 6.4%. Twenty-seven Oregonians were reported to have died in association with COVID-19—compared to 25 last week. One hundred forty-seven Oregonians were hospitalized, up from 119 in the previous week, and the highest weekly figure since mid-July. The 37,467 COVID-19 cases reported in Oregon to date computes to 884 cases per 100,000 Oregonians; of these, 599—1.6% of all cases reported to date—have died in association with COVID-19, giving a mortality rate of 14.1 deaths per 100,000 Oregonians. Recent data on mortality in Oregon, including deaths related to COVID-19, are available at <https://public.tableau.com/profile/oha.center.for.health.statistics>.

The age group with the highest incidence of reported infection continues to be 20–29-year-olds, who account for 13% of Oregon’s population but 22% of reported cases. Persons <30 years of age make up 37% of Oregon’s population and have accounted for 37% of reported cases but only 9% of hospitalizations and 0.3% of deaths. Hospitalization and death rates increase with age; 298 (50%) of the 599 deaths have been among persons at least 80 years of age, and 448 (75%) in persons 70 and older. Additional data are available at <https://public.tableau.com/profile/oregon.health.authority.covid.19#!/vizhome/OregonCOVID-19CaseDemographicsandDiseaseSeverityStatewide/DemographicData>.

^{*} This date range aligns with CDC’s “MMWR week.”

[†] Does not include antibody (serology) tests. Percent positivity is now calculated using specimen collection date.

COVID-19 Weekly Report

Oregon's Weekly Surveillance Summary
Novel Coronavirus (COVID-19)



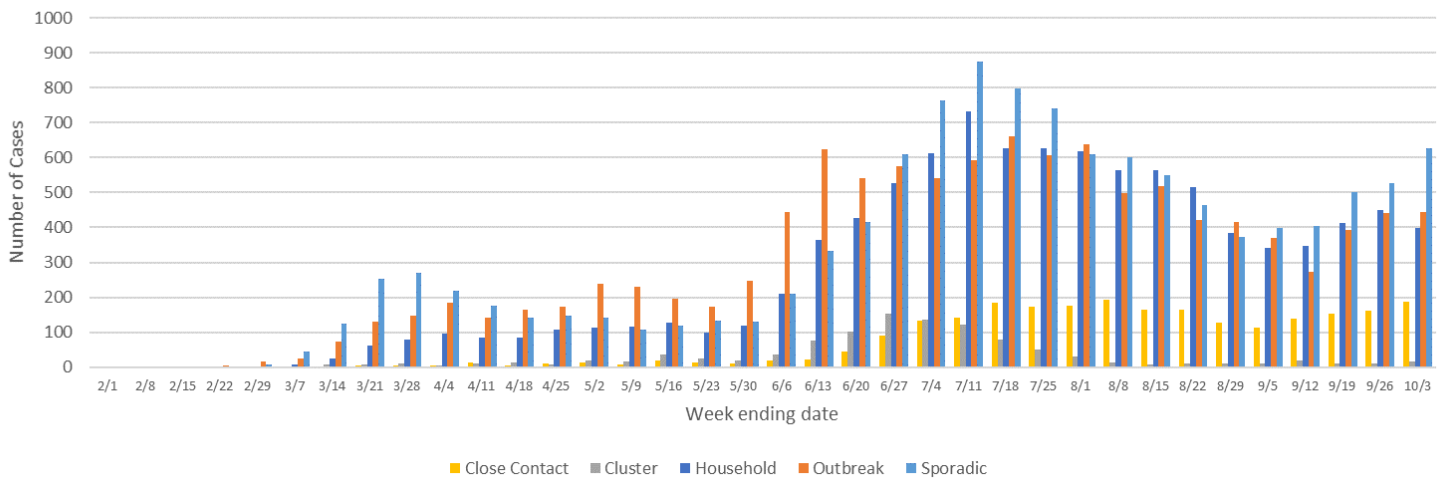
Oregon Public Health Division

Published October 14, 2020

Clinical Characteristics, Risk Factors and Demographic Characteristics

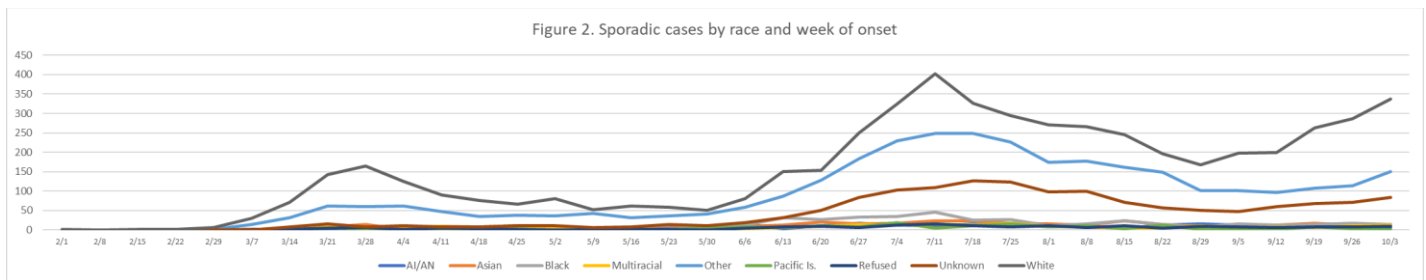
Figure 1 shows the number of cases reported by week of onset and epidemiologic link. Figure 2 shows the number of sporadic cases reported by week of onset and race. Figure 3 shows the number of sporadic cases reported by week of onset and ethnicity. Figure 4 provides information on signs and symptoms from all COVID-19 cases. Of 37,467 cases, 28,444 (75.9%) reported having signs and symptoms of COVID-19. The most commonly reported symptoms are cough (n=19,011, 50.7%) and headache (n=18,086, 48.3%). Figure 3 provides information on the percentage of COVID-19 cases that report symptoms. Figure 4 provides information on risk factors from all COVID-19 cases. The most common risk factors are having contact with a known COVID-19 case prior to symptom onset (n=25,303, 67.5%) and having underlying medical conditions (n=16,884, 45.5%). Note that a person may report more than one sign/symptom or risk factor.

Figure 1. Epidemiologic link of COVID-19 cases by week of onset



Where displayed by week in this report, case data are categorized by week of reported symptom onset, not by date of case report. This results in reduced numbers in the most recent week or more due to reporting lags.

Figure 2. Sporadic cases by race and week of onset



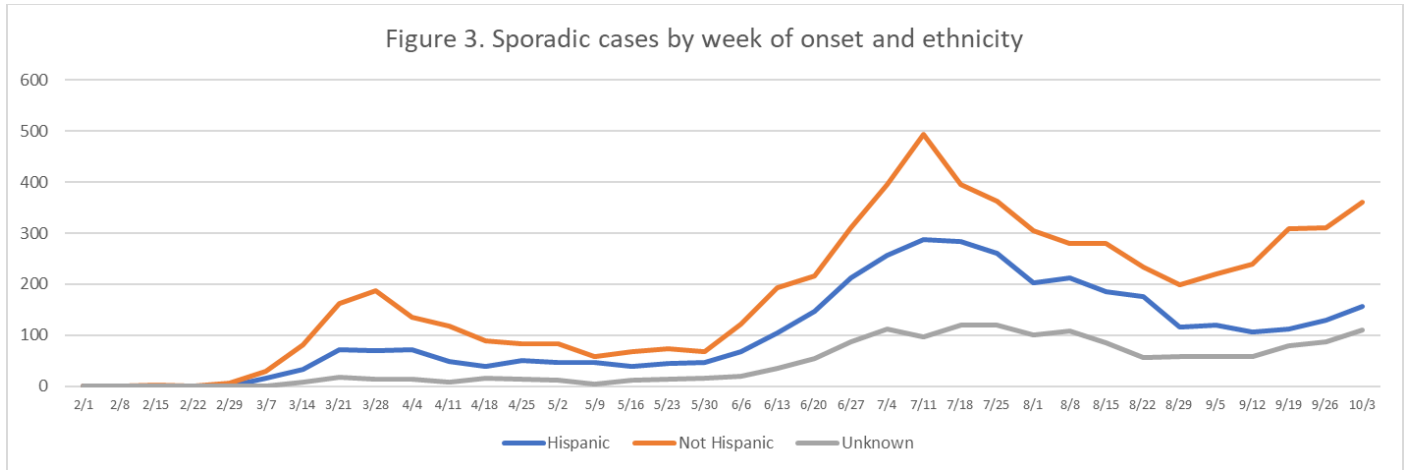
COVID-19 Weekly Report

Oregon's Weekly Surveillance Summary
Novel Coronavirus (COVID-19)



Oregon Public Health Division

Published October 14, 2020



Epidemiologic link designations

Sporadic: Cases who do not have known exposure to another case or outbreak.

Outbreak: Cases who have a shared, defined exposure with at least one other case. For example, a defined exposure could be an event, a workplace, a congregate facility, etc.

Cluster: Cases who had contact with another case, but the exposure is not well defined. For example, cases from two households who interacted many times prior to illness onset.

Household: Cases who were exposed to another case in their household.

Close contact: Cases who were exposed to another case, not in their household. This designation was added on 7/15.

Due to the lag between case reporting and case investigation, the proportion of cases categorized as sporadic is high in the most recent week or more; some of these cases will be recategorized after investigation is completed.

COVID-19 Weekly Report

Oregon's Weekly Surveillance Summary
Novel Coronavirus (COVID-19)



Oregon Public Health Division

Published October 14, 2020

Figure 4. Reported signs and symptoms for all COVID-19 cases

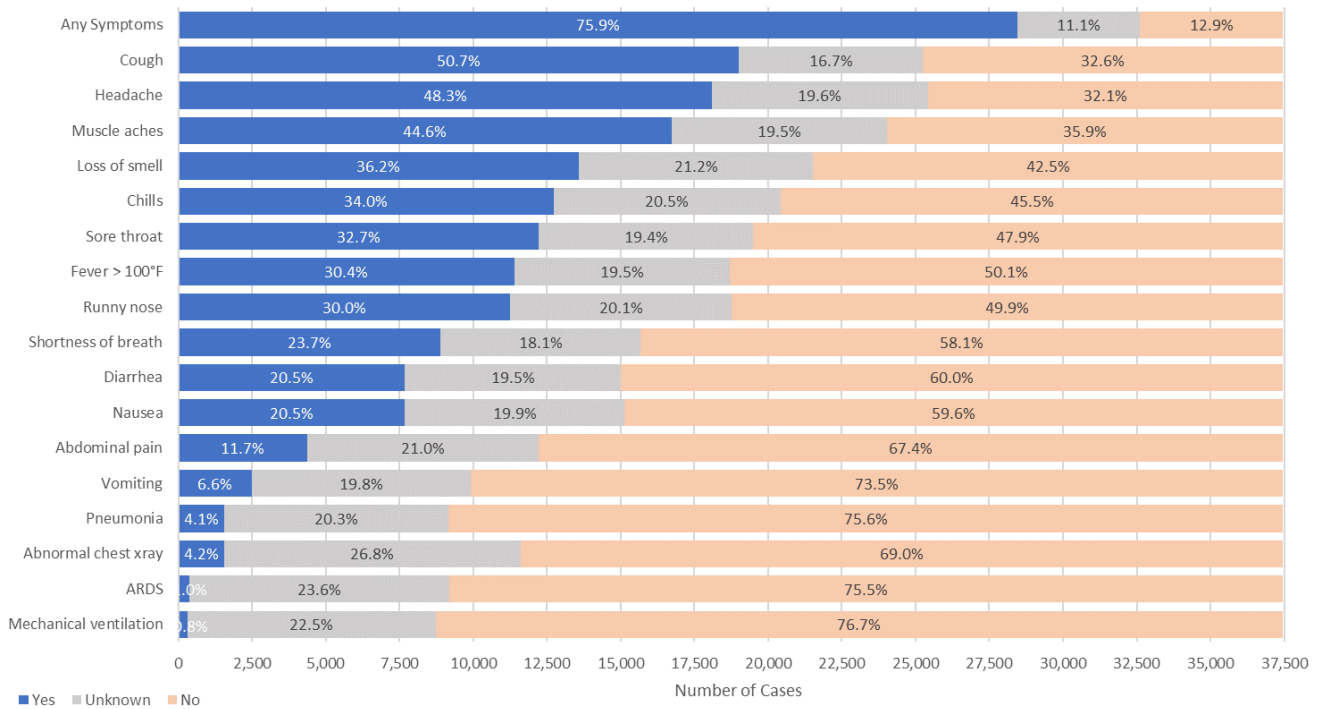
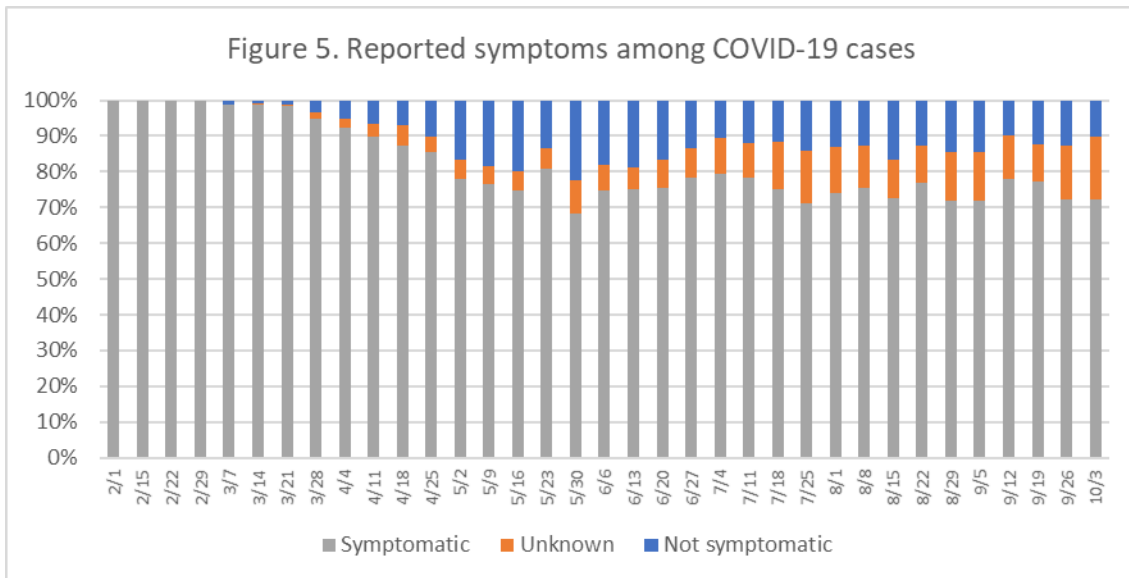


Figure 5. Reported symptoms among COVID-19 cases



COVID-19 Weekly Report

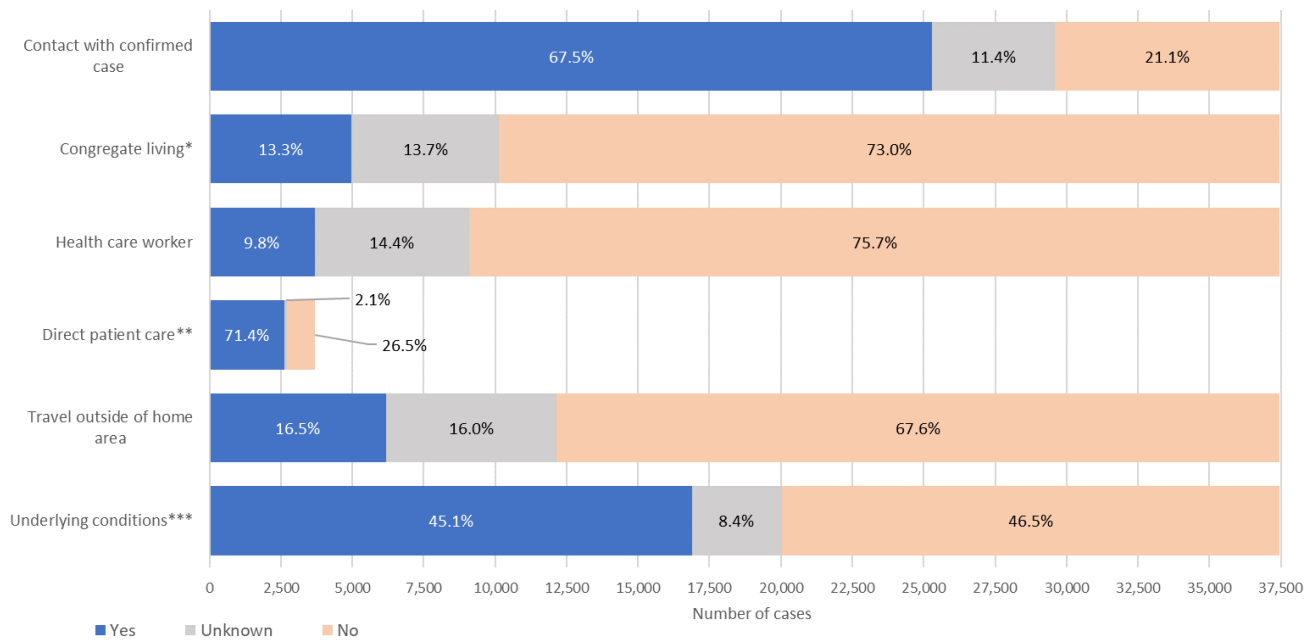
Oregon's Weekly Surveillance Summary
Novel Coronavirus (COVID-19)



Oregon Public Health Division

Published October 14, 2020

Figure 6. Reported risk factors from all COVID-19 cases



*Congregate living situations include, but are not limited to, long-term care facilities, group homes, prisons, and shelters. Data include people with confirmed cases who live or work in congregate living situations.

**Direct patient care is only asked if a case is a healthcare worker or volunteer. The denominator is the number of healthcare workers or volunteers.

***Underlying medical conditions include cardiovascular disease, chronic liver disease, chronic lung disease, chronic renal disease, current or former smoker, diabetes mellitus, immunocompromised condition, neurologic and neurodevelopmental conditions, obesity, or other chronic diseases.

The following tables show the demographic characteristics for all COVID-19 cases. Tables 1 and 2 show case counts and severity by demographic categories. Figures 7 and 8 show the case demographic distribution by week of onset. Tables 3 and 4 show race and ethnicity, respectively. Figures 9 and 10 show race and ethnicity by week of onset, respectively.

Table 1. Severity and rates of COVID-19 by sex

Sex	Cases	% of total cases	Cases per 100,000 ^a	Hospitalized	% Hospitalized	Deaths	Case fatality
Male	17,997	48.0%	836.8	1482	8.2%	327	1.8%
Female	19,329	51.6%	898.7	1319	6.8%	245	1.3%
Non-Binary	3	0%	n/a	0	0.0%	0	0%
Not available	138	0%	n/a	3	2.2%	0	0%
Total	37,467	100.0%	884.4	2,804	7.5%	572	1.5%

^a Population data were compiled from the 2019 Annual Oregon Population Report, which is produced by the Population Research Center, Portland State University

COVID-19 Weekly Report

Oregon's Weekly Surveillance Summary
Novel Coronavirus (COVID-19)



Oregon Public Health Division

Published October 14, 2020

Figure 7. COVID-19 cases by sex and week of onset

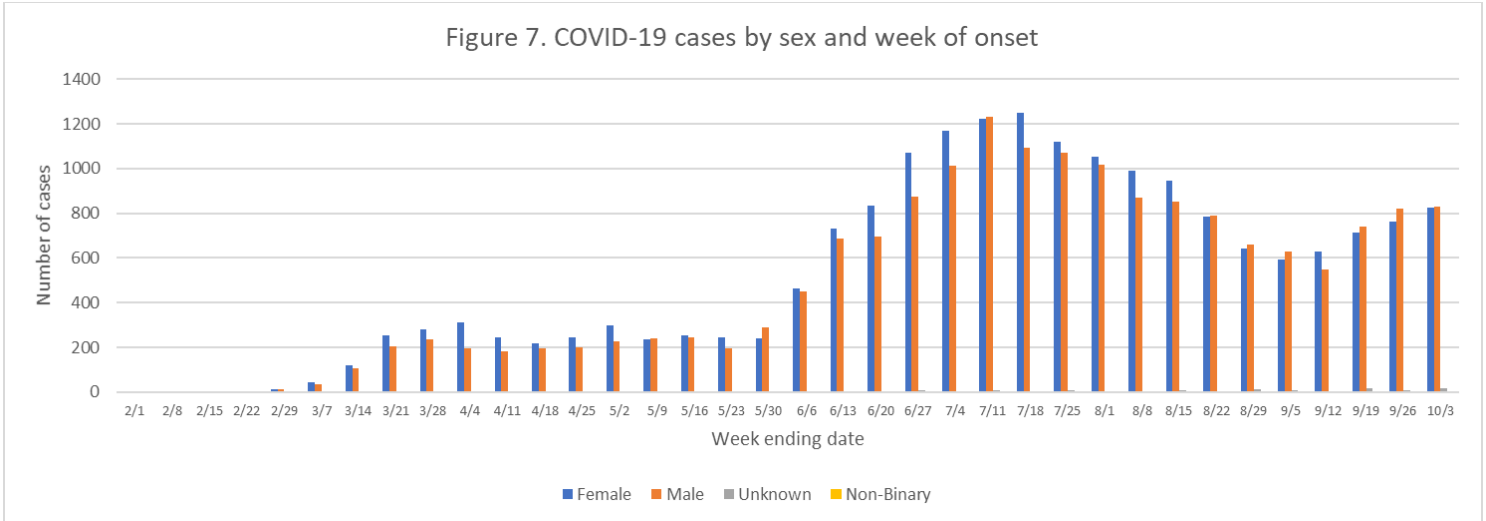
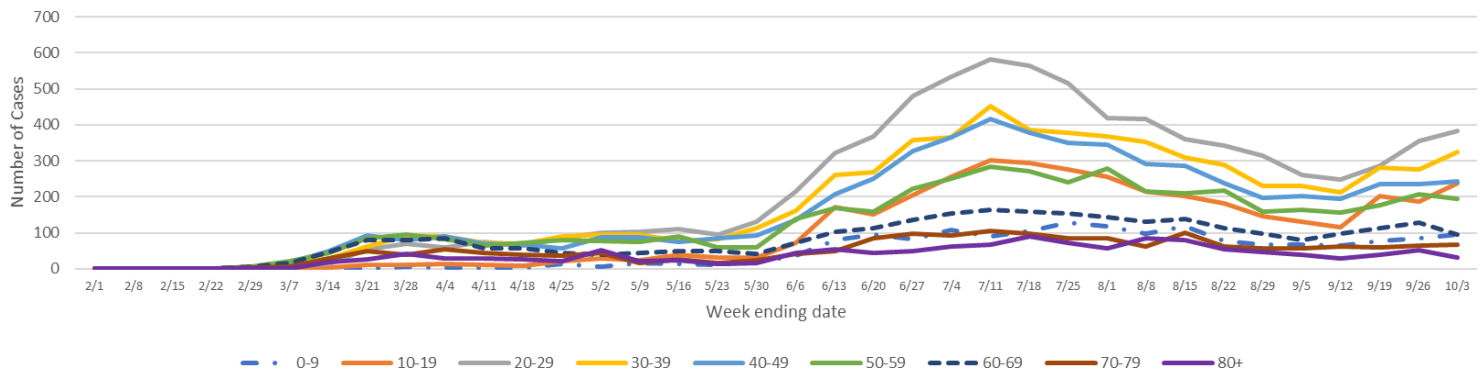


Table 2. Severity and rates of COVID-19 by age group

Age group	Cases	% of total cases	Cases per 100,000 ^a	Hospitalized	% Hospitalized	Deaths	Case fatality
0-9	1,765	4.7%	367.7	31	1.8%	0	0%
10-19	4,024	10.7%	810.1	35	0.9%	0	0%
20-29	8,149	21.7%	1467.6	191	2.3%	2	0%
30-39	6,662	17.8%	1150.9	219	3.3%	4	0%
40-49	5,987	16.0%	1101.8	324	5.4%	14	0.2%
50-59	4,728	12.6%	883.7	452	9.6%	38	0.8%
60-69	2,954	7.9%	547.6	547	18.5%	93	3.1%
70-79	1,806	4.8%	531.0	550	30.5%	150	8.3%
80+	1,358	3.6%	810.1	453	33.4%	298	21.9%
Not available	34	0.1%	-	2	-	0	0.0%
Total	37,467	100.0%	884.4	2,804	7.5%	599	1.6%

^aPopulation data were compiled from the 2019 Annual Oregon Population Report, which is produced by the Population Research Center, Portland State University

Figure 8. COVID-19 cases by age group and week of onset



COVID-19 Weekly Report

Oregon's Weekly Surveillance Summary
Novel Coronavirus (COVID-19)



Oregon Public Health Division

Published October 14, 2020

Table 3. Severity and rates of COVID-19 by race^a

Race	Cases	% of total cases	Cases per 100,000 ^b	Hospitalized	% Hospitalized	Deaths	Case fatality
White	16,037	42.8%	448.4	1568	9.8%	403	2.5%
Black	1,261	3.4%	1562.0	111	8.8%	13	1.0%
Asian	1,068	2.9%	589.7	102	9.6%	19	1.8%
American Indian/Alaska Native	920	2.5%	1887.6	90	9.8%	12	1.3%
Pacific Islander	627	1.7%	3774.4	86	13.7%	7	1.1%
Other	12,308	32.9%	n/a	643	5.2%	64	0.5%
>1 race	728	1.9%	362.2	40	5.5%	11	1.5%
Not available	4,518	12.1%	n/a	164	3.6%	70	1.5%
Total	37,467	100.0%	884.4	2,804	7.5%	599	1.6%

^aDuring the case investigation, people are asked to self-report their race, ethnicity, tribal affiliation, country of origin, or ancestry.

^bNational Center for Health Statistics (NCHS). Estimates of the resident population of the U.S. by year, county, age, bridged race, Hispanic origin, and sex (Vintage 2018). 2) Census Bureau Population Estimates: U.S. Census bureau, Population Division, Annual Estimates of the Resident Population by Age, Sex, Race, and Hispanic Origin for counties (Vintage 2018)

^c11,959 (97.2%) of the 12,308 persons who identify as "Other" race also self-identify as Hispanic or Latino.

Figure 9. COVID-19 cases by race and week of onset

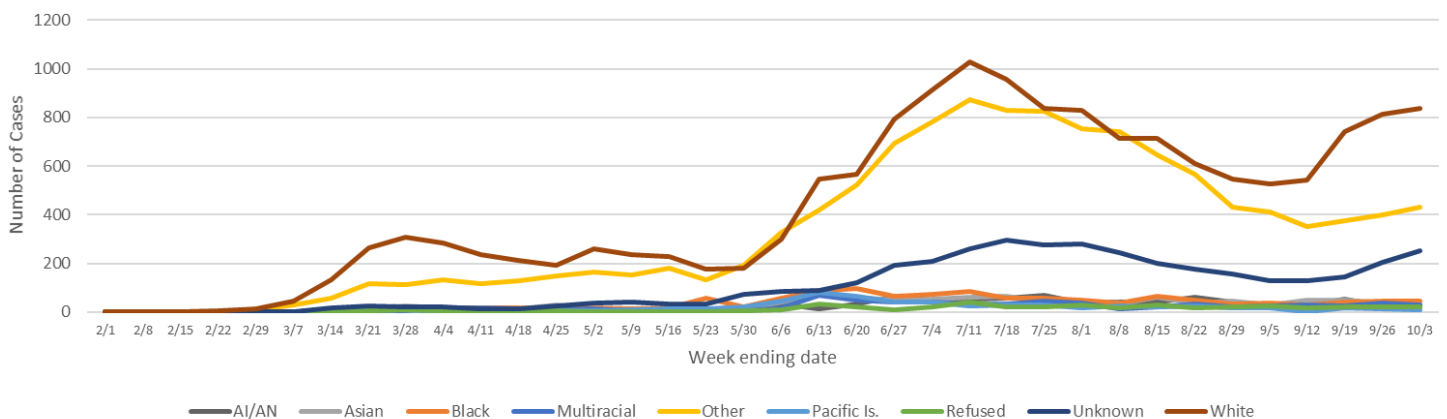


Table 4. Severity and rates of COVID-19 by ethnicity

Ethnicity	Case count	% of total cases	Cases per 100,000 ^a	Hospitalized	% Hospitalized	Deaths	Case fatality
Hispanic	14,060	37.5%	2585.6	749	5.3%	79	0.6%
Non-Hispanic	18,865	50.4%	510.9	1816	9.6%	418	2.2%
Not available	4,542	12.1%	n/a	239	5.3%	102	2.2%
Total	37,467	100.0%	884.4	2,804	7.5%	599	1.6%

^aNational Center for Health Statistics (NCHS). Estimates of the resident population of the US by year, county, age, bridged race, Hispanic origin, and sex (Vintage 2018). 2) Census Bureau Population Estimates: U.S. Census bureau, Population Division, Annual Estimates of the Resident Population by Age, Sex, Race, and Hispanic Origin for counties (Vintage 2018)

COVID-19 Weekly Report

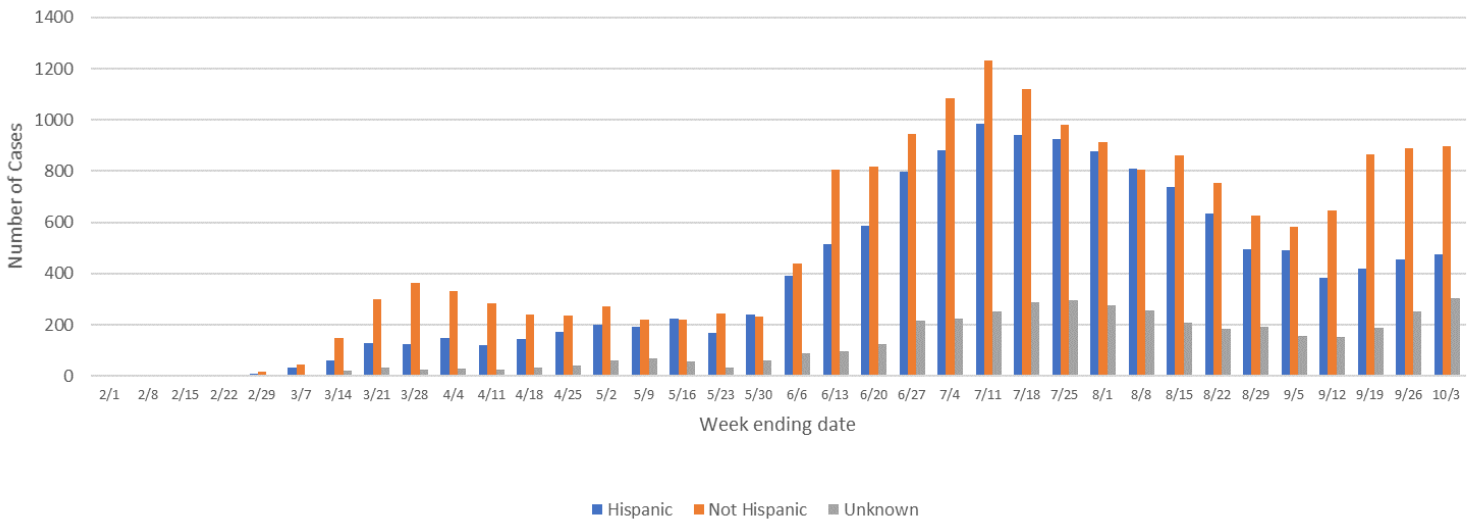
Oregon's Weekly Surveillance Summary
Novel Coronavirus (COVID-19)



Oregon Public Health Division

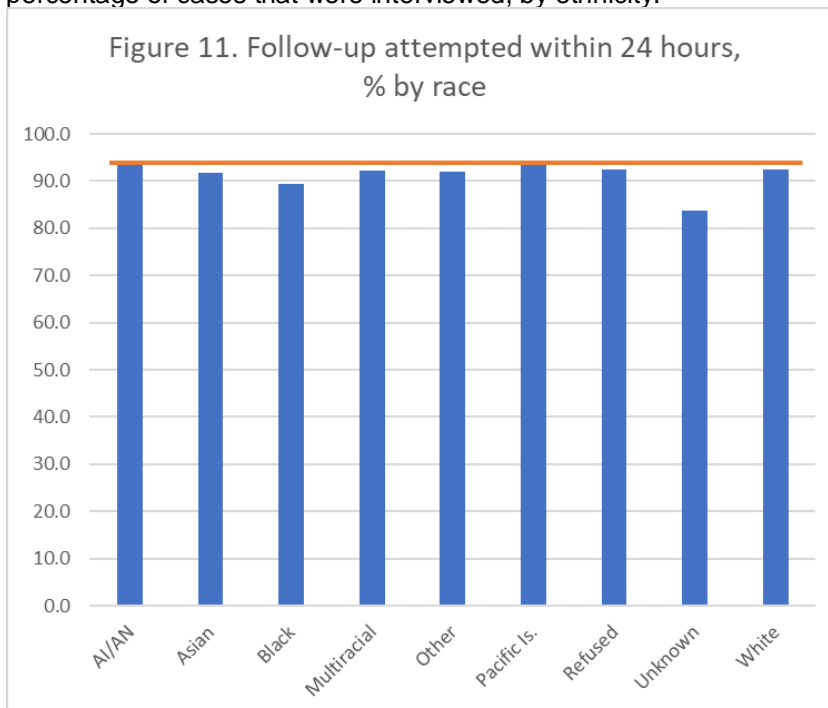
Published October 14, 2020

Figure 10. COVID-19 cases by ethnicity and week of onset



Follow-up

Figure 11 shows the percentage of cases that were called within 24 hours of being reported to public health by race. Figure 12 shows the percentage of cases that were called within 24 hours of being reported to public health by ethnicity. Figure 13 shows the percentage of cases that were interviewed, by race. Figure 14 shows the percentage of cases that were interviewed, by ethnicity.



Data are provisional and subject to change.

COVID-19 Weekly Report

Oregon's Weekly Surveillance Summary
Novel Coronavirus (COVID-19)

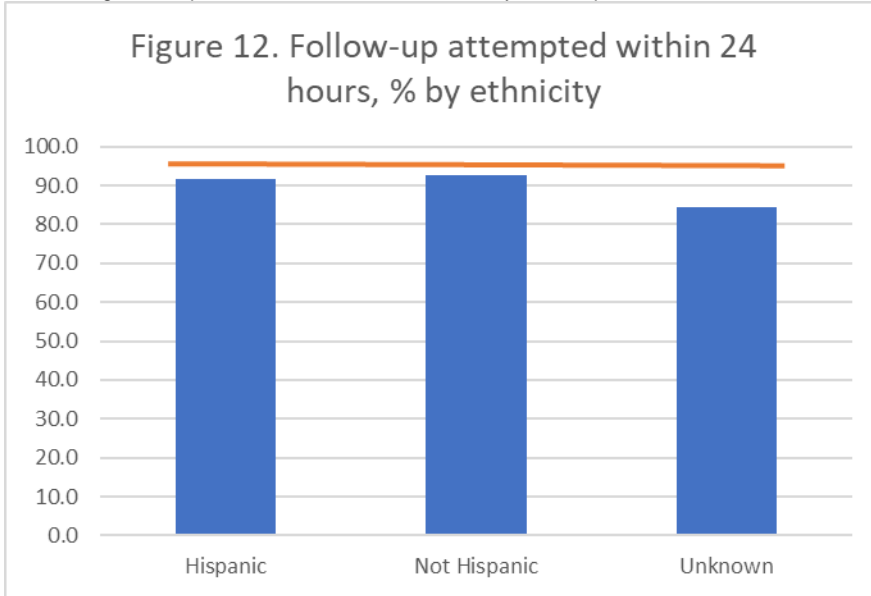


Oregon Public Health Division

Published October 14, 2020

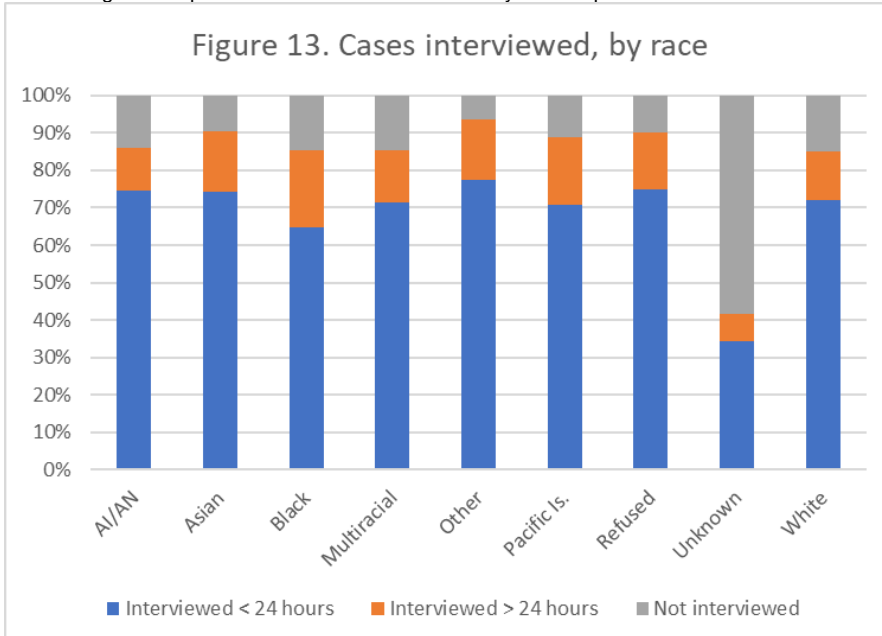
^a Race and ethnicity data are collected when cases are interviewed. Race and ethnicity data for cases that were not interviewed are abstracted from laboratory reports and medical records if it is available.

^b The orange line represents the state metric for timely follow up for all cases: 95%.



^a Race and ethnicity data are collected when cases are interviewed. Race and ethnicity data for cases that were not interviewed are abstracted from laboratory reports and medical records if it is available.

^b The orange line represents the state metric for timely follow up for all cases: 95%.



COVID-19 Weekly Report

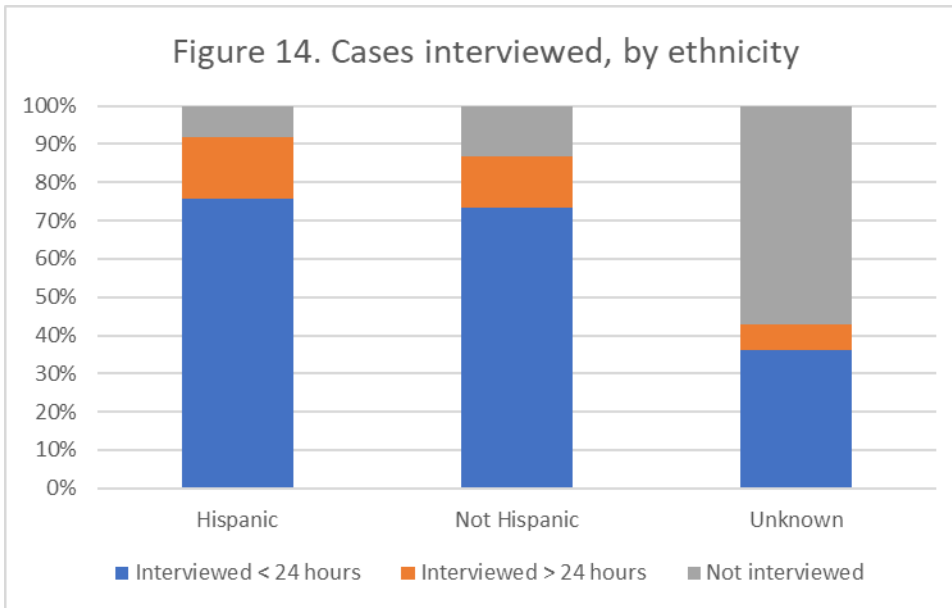
Oregon's Weekly Surveillance Summary
Novel Coronavirus (COVID-19)



Oregon Public Health Division

Published October 14, 2020

^a Race and ethnicity data are collected when cases are interviewed. Race and ethnicity data for cases that were not interviewed are abstracted from laboratory reports and medical records if it is available.



^a Race and ethnicity data are collected when cases are interviewed. Race and ethnicity data for cases that were not interviewed are abstracted from laboratory reports and medical records if it is available.

Recovery

OHA staff periodically call people with reported COVID-19 who experienced fever, cough, shortness of breath or diarrhea and were initially interviewed before May 1, when OHA changed its definition of recovery, to inquire about resolution of symptoms. This group includes 1,884 people who were all diagnosed before mid-April and have not succumbed to their illness. Among these, 1,682 (88.8%) are considered to have recovered, and a recovery date is available for 1,387 people; their time to recovery is depicted in Figure 15. Of these 1,884 people, 16 (0.8%), have not yet recovered; and recovery status is not available for 186 (9.8%). People are assumed to have recovered three days after resolution of all symptoms. The median time to recovery among non-hospitalized symptomatic cases is 20 days (interquartile range: 15–29 days); among symptomatic cases who were hospitalized it is 26 days (interquartile range: 18–37 days).

COVID-19 Weekly Report

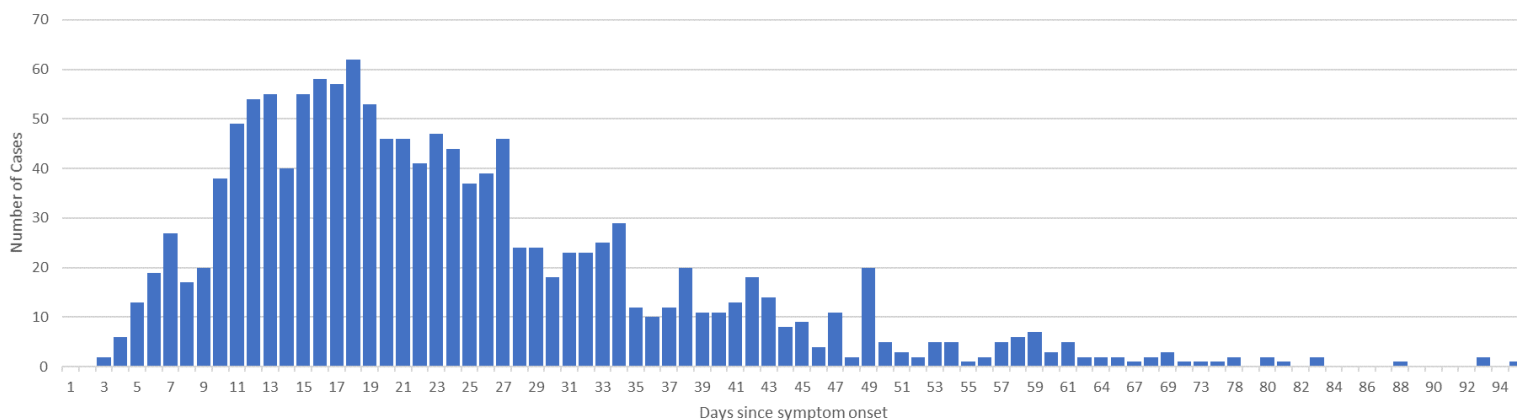
Oregon's Weekly Surveillance Summary
Novel Coronavirus (COVID-19)



Oregon Public Health Division

Published October 14, 2020

Figure 15. Time to recovery* among symptomatic people** with confirmed COVID-19 (n=1,387)



*Three days after reported resolution of diarrhea, cough, shortness of breath and fever.

**Includes cases who were interviewed about their date of recovery before a change in recovery definition on May

***This was last updated on 9/16; Data will be updated again as new information is available.

Weekly Care Facility, Senior Living Communities and Congregate Living Settings Report

OHA is publishing data on cases and deaths in care facilities, senior living communities, and congregate living settings that have three or more confirmed COVID-19 cases or one or more deaths (Table 5). Facilities with outbreaks that are considered resolved are moved to the closed outbreak list (Table 6). An outbreak is considered resolved if no new cases are identified for 28 days after the last case onset. Facilities will be removed from the closed outbreak list after 56 days. This list does not include correctional facilities.

In addition to the facilities listed, OHA is aware of 53 congregate settings of five or fewer beds that have three or more confirmed COVID-19 cases or one or more deaths. Because foster homes typically have relatively few residents, OHA follows the Oregon Department of Human Services practice in not naming these locations to protect patient privacy.

To date, there has been one death of a staff person who worked in a congregate care setting from COVID-19. To protect patient privacy, OHA does not report employee deaths by workplace or other potentially identifying information. Similar information will be released in the future in weekly reports only if OHA determines that such information, in addition to other information it releases, and information released by other agencies, like the Centers for Medicaid and Medicare Services, cannot be used to identify an individual.

Table 5. Active outbreaks in care facilities, senior living communities and congregate living settings with three or more confirmed COVID-19 cases or one or more COVID-19 related deaths (n=39)

Facility name	County	First reported	Total cases ^a	Total deaths ^a
Miramont Pointe Assisted Living	Clackamas	7/19/2020	15	1
Touchmark in the West Hills	Washington	7/22/2020	17	2
Tierra Rose Care Center	Marion	7/28/2020	19	0
French Prairie Nursing and Rehab	Marion	8/5/2020	93	12

Data are provisional and subject to change.

COVID-19 Weekly Report

Oregon's Weekly Surveillance Summary
Novel Coronavirus (COVID-19)



Oregon Public Health Division

Published October 14, 2020

Maryville	Washington	8/9/2020	67	6
Countryside Living of Canby	Clackamas	8/22/2020	5	0
Evergreen Memory Care Facility	Lane	8/25/2020	40	13
Regency Redmond	Deschutes	8/28/2020	6	0
Avamere at Sandy	Clackamas	8/31/2020	9	0
Pioneer Place	Malheur	8/31/2020	40	1
Umpqua Valley	Douglas	8/31/2020	10	0
Marquis Centennial	Multnomah	9/5/2020	65	1
St. Anthony Village	Multnomah	9/7/2020	7	0
Springs at Willow Creek	Marion	9/9/2020	22	0
Heartwood Place	Marion	9/10/2020	23	2
Flagstone Senior Living	Wasco	9/13/2020	51	11
Battlecreek Memory Care	Marion	9/18/2020	16	1
Avamere at Three Fountains	Jackson	9/18/2020	4	0
Rosewood Memory Care	Washington	9/20/2020	11	0
Sapphire at Gateway	Multnomah	9/21/2020	39	1
Farmington Square	Lane	9/22/2020	20	3
The Oaks at Sherwood Park	Marion	9/22/2020	6	0
Springs at Veranda Park	Jackson	9/22/2020	5	0
Gateway Living	Lane	9/23/2020	9	0
Elder Health and Living	Lane	9/24/2020	5	0
Marquis Vermont Hills	Multnomah	9/25/2020	10	0
Arbor at Avamere	Marion	9/26/2020	6	0
Rose Villa	Clackamas	9/28/2020	5	0
Royalton Place Memory Care	Clackamas	10/01/2020	9	0
The Ackerly at Timberland	Washington	10/01/2020	3	0
Hearthstone at Murrayhill	Washington	10/02/2020	3	0
Seaview Senior Living	Curry	10/02/2020	18	0
Timber Pointe Senior Living	Lane	10/02/2020	4	0
Cascade Terrace	Multnomah	10/03/2020	8	0
Sweet Bye N Bye	Marion	10/03/2020	21	0
Hillside Brookdale	Yamhill	10/05/2020	3	0
Ashley Manor Senior Living	Klamath	10/05/2020	5	0
Marquis Mill Park Post Acute Rehab	Multnomah	10/07/2020	3	0
Salem Transitional Care	Marion	10/08/2020	3	0
Total	-	-	709	54

^aCase and death counts include all cases and deaths associated with the outbreak (e.g., staff, residents, close contacts)

Table 6. Recently resolved outbreaks in care facilities, senior living communities and congregate living settings with three or more confirmed COVID-19 cases or one or more COVID-19 related death (n=54)

Data are provisional and subject to change.

COVID-19 Weekly Report

Oregon's Weekly Surveillance Summary
Novel Coronavirus (COVID-19)



Oregon Public Health Division

Published October 14, 2020

Facility name	County	First reported	Total cases ^a	Total deaths ^a
Brookdale River Valley	Clackamas	6/3/2020	13	0
Arcadia Senior Living	Multnomah	6/16/2020	10	1
Hidden Lakes Independent Living	Marion	6/18/2020	7	1
Laurelhurst Village Rehabilitation	Multnomah	6/18/2020	4	1
Farmington Square Salem Assisted Living	Marion	6/23/2020	34	8
Hawthorne Gardens	Multnomah	6/24/2020	26	5
Brookdale Assisted Living	Malheur	6/25/2020	37	5
Guardian Angel Homes	Umatilla	6/26/2020	18	1
Avamere Rehabilitation of Beaverton	Washington	6/28/2020	8	0
Hillside Independent Living	Yamhill	6/30/2020	12	0
Gresham Post Acute Care & Rehab	Multnomah	7/6/2020	3	0
Capitol Manor	Polk	7/6/2020	9	0
Monterey Court	Clackamas	7/7/2020	22	5
Cedar Village	Marion	7/9/2020	4	0
Marquis Mt. Tabor	Multnomah	7/9/2020	7	0
Avamere Rehabilitation of Coos Bay	Coos	7/10/2020	5	0
Mt Bachelor Memory Care	Deschutes	7/11/2020	66	8
West Hills Health and Rehabilitation	Multnomah	7/13/2020	3	0
Hood River Care Center	Hood River	7/13/2020	4	0
Regency Hermiston	Umatilla	7/13/2020	97	14
Mountain Park Memory Care	Clackamas	7/14/2020	34	4
Dorian Place Assisted Living	Malheur	7/15/2020	23	3
Sun Terrace	Umatilla	7/15/2020	10	2
Brookdale Wilsonville	Clackamas	7/18/2020	7	1
The Suites Long Term Care Facility	Josephine	7/19/2020	3	0
Bend Transitional Care	Deschutes	7/19/2020	3	0
Forest Grove Rehabilitation and Care Center	Washington	7/19/2020	4	0
Wellsprings Assisted Facility	Malheur	7/20/2020	6	1
Tabor Crest	Multnomah	7/20/2020	24	3
Terwilliger Plaza	Multnomah	7/21/2020	12	0
Friendship Health Center	Multnomah	7/21/2020	4	0
Regency Park	Washington	7/23/2020	22	1
St. Andrews Memory Care	Multnomah	7/23/2020	22	0
Farmington Square Beaverton	Washington	7/23/2020	14	1

Data are provisional and subject to change.

COVID-19 Weekly Report

Oregon's Weekly Surveillance Summary
Novel Coronavirus (COVID-19)



Oregon Public Health Division

Published October 14, 2020

Harold Schnitzer Center for Living	Multnomah	7/24/2020	4	0
The Springs at Tanasbourne	Washington	7/26/2020	6	1
Marquis Forest Grove Assisted Living	Washington	7/28/2020	8	0
Emerson House	Multnomah	7/29/2020	46	5
Laurel Parc Bethany Village	Washington	7/29/2020	6	0
Waterford Grand	Lane	7/30/2020	3	0
Avamere Rehabilitation of Oregon City	Clackamas	7/30/2020	3	0
The Taft House	Multnomah	7/30/2020	7	0
Hillside Place	Lincoln	7/30/2020	28	4
Parkland Village	Yamhill	7/30/2020	4	1
Pear Valley Senior Living	Jackson	7/30/2020	4	0
Rock of Ages	Yamhill	7/30/2020	38	2
O'Hara's Manor	Multnomah	7/31/2020	31	2
Dallas Retirement Village	Polk	7/31/2020	6	2
Murray Highland Memory Care	Washington	8/1/2020	35	5
Avamere Crestview of Portland	Multnomah	8/1/2020	29	2
Creekside Rehabilitation and Nursing	Multnomah	8/1/2020	50	6
Prestige Senior Living Orchard Heights	Polk	8/3/2020	3	0
Morning Star Assisted Living and Memory Care	Washington	8/4/2020	21	9
Silver Creek Senior Living	Marion	8/5/2020	4	0
Life Care Rehabilitation	Yamhill	8/7/2020	21	1
Regency Village Prineville	Crook	8/8/2020	7	0
Meadowbrook Place	Baker	8/9/2020	27	2
Country Meadows	Marion	8/10/2020	9	0
Gracelen Terrace	Multnomah	8/10/2020	11	0
Marquis Hope Village	Clackamas	8/13/2020	4	0
Lancaster Village	Marion	8/13/2020	7	1
Ashley Manor Hermiston	Umatilla	8/13/2020	13	0
Marquis Mill Park Post Acute Rehab	Multnomah	8/14/2020	3	0
Mary's Woods	Clackamas	8/15/2020	5	0
Providence Benedictine Mt. Angel	Marion	8/17/2020	7	0
Springs Clackamas Woods	Clackamas	8/20/2020	3	0
Redwood Heights	Marion	8/22/2020	7	0
Prestige Care Milwaukie	Clackamas	8/31/2020	3	0
Riverside Manor	Malheur	8/21/2020	3	1

Data are provisional and subject to change.

Page 14 of 32

COVID-19 Weekly Report

Oregon's Weekly Surveillance Summary
Novel Coronavirus (COVID-19)



Oregon Public Health Division

Published October 14, 2020

Windsor Health and Rehab	Marion	8/24/2020	7	0
Robinson Health and Rehab Center	Multnomah	8/25/2020	3	0
Nyssa Gardens	Malheur	8/28/2020	9	0
Prestige Care Milwaukie	Clackamas	8/31/2020	3	0
Pacific Health and Rehab	Washington	9/5/2020	3	0
Melody Court Memory Care	Multnomah	9/5/2020	11	0
Total	-	-	1079	109

^aCase and death counts include all cases and deaths associated with the outbreak (e.g., staff, residents, close contacts)

Weekly Workplace Outbreak Report

OHA is publishing data on cases in workplace outbreaks. Given a cluster of cases in space and time, within plausible incubation periods for the pathogen, OHA epidemiologists will consider cases to be related—i.e., part of a workplace outbreak—unless a more likely alternative source for acquisition is identified. Any suspected workplace outbreak is required to be reported to the local public health authority (see OAR 333-018-015). Local health department and tribal partners investigate to identify workplace outbreaks. This list of outbreaks will be updated as investigations continue, and we learn about epidemiologic links between cases. This list may not reflect all the workplace outbreaks in Oregon.

To protect privacy, OHA is only reporting workplace outbreaks with five or more cases and only for workplaces with at least 30 workers. If more than 50% of the workers are COVID-19 cases, specific case numbers will not be reported. Case counts include all persons linked to the outbreak, which may include household members and other close contacts. The list below includes active workplace outbreaks (Table 7), meaning that there has been a case within the past 28 days. Outbreaks that are resolved are moved to a separate table of resolved outbreaks (Table 8). Outbreaks are removed from the closed outbreak list after 56 days.

The presence of correctional facilities and food packing and agricultural worksites on this list highlights the challenges of controlling COVID-19 in settings where people must work or live in proximity. People of color are overrepresented in agricultural and correctional settings, contributing to the higher rates of COVID-19 observed in these groups. OHA publishes these data in response to public request, but with some concern that workers or staff members at these workplaces might be subject to discrimination.

State and local public health officials work intensively with staff at workplaces where outbreaks are identified to isolate sick workers, test and quarantine those who have been exposed and implement workplace changes to reduce risk of transmission. Unless otherwise noted, public health officials have determined that these workplaces, their workers and their products do not pose significant risk to the public. Workers of a business with a workplace outbreak should never be subjected to discrimination or excluded from patronizing other businesses. In fact, discriminating against workers or avoiding products might jeopardize the economic viability of essential local businesses.

Employers can support their workers with policies that ensure that ill workers are not in the workplace and are not penalized for taking sick leave. Employers should ensure that workers are aware of and understand these policies.

There have been 24 deaths associated with all work place outbreaks that have been reported to date. To protect patient privacy, OHA does not report employee deaths by workplace. Cases that are associated with more than one workplace outbreak will be reported in the case count for all relevant workplace outbreaks.

COVID-19 Weekly Report

Oregon's Weekly Surveillance Summary
Novel Coronavirus (COVID-19)



Oregon Public Health Division

Published October 14, 2020

Table 7. Active workplace outbreaks with five or more confirmed COVID-19 cases (n=73)

Workplace	Address	County ^a	Investigation start date	Most recent onset	Total cases
Snake River Correctional Institution	777 Stanton Blvd, Ontario, OR 97914	Malheur	6/24/2020	9/30/2020	498
Eastern Oregon Correctional Institution	2500 Westgate, Pendleton, OR 97801	Umatilla	7/8/2020	10/8/2020	400
Lamb Weston	78153 Westland Road, Hermiston, OR 97838	Umatilla	6/16/2020	9/30/2020	189
Two Rivers Correctional Institution	82911 Beach Access Rd, Umatilla, OR 97882	Umatilla	6/24/2020	10/2/2020	128
Pacific Seafood	450 NE Skipanon Dr, Warrenton, OR 97146	Clatsop	9/15/2020	9/25/2020	94
Lamb Weston East	750 Columbia Ave NE, Boardman, OR 97818	Morrow	7/13/2020	10/6/2020	72
Walmart Distribution Center	2650 US-395, Hermiston, OR 97838	Umatilla	6/30/2020	9/28/2020	70
Amazon Troutdale	1250 NW Swigert Rd, Troutdale, OR 97060	Multnomah	5/21/2020	10/7/2020	69
Oregon State Correctional Institution	3405 Deer Park Dr SE, Salem	Marion	9/28/2020	10/2/2020	62
Planasa Oregon Operations, LLC	8383 Short Rd, Klamath Falls, OR 97603	Klamath	10/1/2020	10/4/2020	60
Walmart	1350 N 1st St, Hermiston, OR 97838	Umatilla	7/9/2020	9/23/2020	58
J. Frank Schmidt & Son Co.	9500 SE 327th Ave, Boring, OR 97009	Clackamas	7/28/2020	10/3/2020	53
Salem Hospital	890 Oak Street SE, Salem, OR 97301	Marion	5/27/2020	10/1/2020	52
Lamb Weston Boardman Pac Center	730 Columbia Ave NE, Boardman OR 97818	Morrow	7/1/2020	10/3/2020	46
Good Shepherd Hospital	610 NW 11th St, Hermiston, OR 97838	Umatilla	7/16/2020	9/28/2020	43
Columbia River Processing (TCCA)	79588 Rippe Rd, Boardman, OR 97013	Morrow	6/16/2020	9/27/2020	41
Amy's Kitchen	441 W Antelope Rd, White City, OR 97503	Jackson	7/28/2020	9/30/2020	40
Amazon Aumsville	4775 Depot Ct SE, Salem, OR 97317	Marion	5/21/2020	10/3/2020	40
Smith Frozen Foods, Inc.	101 E Depot St, Weston, OR 97886	Umatilla	7/24/2020	9/21/2020	39
Threemile Canyon Farms	75906 Threemile Rd, Boardman, OR 97818	Morrow	6/30/2020	9/24/2020	27
Oregon State Hospital	2600 Center St NE, Salem, OR 97301	Marion	7/13/2020	10/6/2020	25
McDonald's	245 Barnett Rd, Medford, OR 97504	Jackson	9/6/2020	9/16/2020	21
New Season Foods, Inc	2329 Yew St, Forest Grove, OR 97116	Washington	9/23/2020	9/28/2020	21
SYGMA Network	13019 SE Jennifer St #404, Clackamas, OR 97015	Clackamas	9/24/2020	10/6/2020	20
Oregon Potato Company	650 Columbia Ave NE, Boardman, OR 97818	Morrow	6/26/2020	9/19/2020	18
Triplett Wellman, Inc	14650 SW 97th Ave, Tigard, OR 97224	Washington	9/29/2020	9/20/2020	18
Seneca Sawmill Co	22476 Fir St, Noti, OR 97461	Lane	9/23/2020	10/4/2020	18

COVID-19 Weekly Report

Oregon's Weekly Surveillance Summary
Novel Coronavirus (COVID-19)



Oregon Public Health Division

Published October 14, 2020

CabDoor	2900 Pringle Rd SE Ste #150, Salem, OR 97302	Marion	7/24/2020	10/3/2020	17
Georgia Pacific	30470 American Dr, Halsey, OR 97348	Linn	10/7/2020	10/10/2020	17
Westside Drywall	2755 Pacific Hwy, Hubbard, OR 97032	Marion	8/21/2020	10/1/2020	16
BottleDrop	2105 W Broadway, Eugene, OR 97402	Lane	9/19/2020	9/23/2020	16
Eagle Veneer, Inc	450 Lasalle St, Harrisburg, OR 97446	Linn	10/5/2020	10/7/2020	15
MHA Resource Company	5120 NE 42nd Ave, Portland, OR 97218	Multnomah	9/12/2020	9/30/2020	14
White City VA Rehab Center & Clinics	8495 Crater Lake Hwy, White City, OR 97503	Jackson	9/23/2020	10/1/2020	14
Ascentron	994 Antelope Rd, White City, OR 97503	Jackson	8/24/2020	10/1/2020	14
Freres Lumber	141 14th St, Lyons, OR 97358	Linn	8/16/2020	10/7/2020	14
Eugene Water and Electric Board	500 E 4th Ave, Eugene, OR 97402	Lane	9/27/2020	9/28/2020	13
Don Pancho Authentic Mexican Food Work	3060 Industrial Way NE, Salem, OR 97301	Marion	7/19/2020	10/6/2020	13
Mercy Medical Center	2700 NW Stewart Pkwy, Roseburg, OR 97471	Douglas	9/25/2020	10/4/2020	13
Boardman Foods Inc	71320 Columbia Blvd, Boardman, OR 97818	Morrow	7/12/2020	9/23/2020	12
Lowes Distribution Center	1001 Reeves Pkwy, Lebanon, OR 97355	Linn	9/17/2020	10/6/2020	12
Essex General Construction	1604 NE Glisan St, Portland, OR 97232	Multnomah	9/24/2020	10/3/2020	12
Coffee Creek Correctional Facility	24499 SW Grahams Ferry Rd, Wilsonville, OR 97070	Washington	9/15/2020	9/30/2020	12
Beef Northwest Feeders	66407 Taggares Ln, Boardman, OR 97818	Morrow	8/10/2020	9/22/2020	11
SDLA Courier Service	15000 N Lombard St, Portland, OR 97203	Multnomah	8/4/2020	10/2/2020	11
Chick-fil-A	12520 SE 93rd Ave, Clackamas, OR 97015	Clackamas	9/28/2020	10/2/2020	11
Travel Centers of America	790 NW Frontage Rd, Troutdale, OR 97060	Multnomah	10/7/2020	10/9/2020	10
J & J Snack Foods	103 E Depot St, Weston, OR 97886	Umatilla	7/30/2020	9/29/2020	9
LMC Construction	11090 SW 68th Pkwy, Tigard, OR 97223	Washington	10/8/2020	10/3/2020	8
GEM Equipment of Oregon, Inc	1010 North Main St, Mount Angel, OR 97362	Marion	9/23/2020	9/23/2020	7
Panda Express Keizer	2675 Jorie Lane NE, Keizer, OR 97303	Marion	9/11/2020	9/21/2020	7
Dennis Uniform	135 SE Hawthorne Blvd, Portland, OR 97214	Multnomah	8/11/2020	9/28/2020	7
North American Plants	9375 SE Warmington Rd, McMinnville, OR 97128	Marion	10/1/2020	10/4/2020	7
Cardinal Glass Industries, Inc	3125 Neal Creek Mill Rd, Hood River, OR 97031	Hood River	10/7/2020	10/5/2020	7
Roseburg VA Health Care System	913 NW Garden Valley Blvd, Roseburg, OR 97471	Douglas	9/18/2020	9/25/2020	6

COVID-19 Weekly Report

Oregon's Weekly Surveillance Summary
Novel Coronavirus (COVID-19)



Oregon Public Health Division

Published October 14, 2020

Jet Industries	1935 Silverton Rd NE, Salem, OR 97301	Marion	9/12/2020	9/18/2020	6
Beaudry's Custom Woodworking	653 S Springbrook Rd, Newberg, OR, 97132	Yamhill	9/8/2020	9/26/2020	6
ValleyScapes	14577 SE Anderson Rd, Damascus, OR 97089	Washington	8/11/2020	9/24/2020	6
Kingsford Charcoal Manufacturing	3315 Marcola Rd, Springfield, OR 97477	Lane	9/23/2020	9/23/2020	6
Leupold & Stevens, Inc	14400 NW Greenbriar Pkwy, Beaverton, OR 97006	Washington	10/6/2020	10/2/2020	6
Lithia Chrysler Dodge Jeep RAM of Portland	633 NE 12th Ave, Portland, OR 97232	Multnomah	10/5/2020	10/3/2020	6
Jacobs Heating & Air Conditioning	4474 SE Milwaukie Ave, Portland, OR 97202	Multnomah	10/1/2020	10/4/2020	6
Diamond Fruit Growers	3515 Chevron Dr, Hood River, OR 97031	Hood River	10/7/2020	10/7/2020	6
Roseburg Forest Products	3064 Riddle Bypass, Riddle, OR 97469	Douglas	9/11/2020	9/16/2020	5
The Nile Gentlemen's Club	1030 OR-99, Eugene, OR 97402	Lane	9/21/2020	9/18/2020	5
River Lodge and Grill	6 Marine Dr NE, Boardman, OR 97818	Morrow	8/10/2020	9/22/2020	5
Do It Best	333 S Woodland Ave, Woodburn, OR 97071	Marion	9/20/2020	9/23/2020	5
Pacific NW Marble & Granite	2840 Industrial Ave, Hubbard, OR 97032	Marion	9/26/2020	9/26/2020	5
Flexpack Corporation	1006 SE 9th St, Bend, OR 97702	Deschutes	9/28/2020	9/28/2020	5
WARN Industries	12900 SE Capps Road, Clackamas, OR 97015	Clackamas	9/4/2020	9/24/2020	5
BedMart	10200 SW Commerce Cir, Wilsonville, OR 97070	Clackamas	10/1/2020	9/30/2020	5
Culver Glass Company	2619 NW Industrial St, Portland, OR 97210	Multnomah	9/10/2020	10/5/2020	5
PacWest Drywall and Painting	1015 Molalla Ave, Oregon City, OR 97045	Clackamas	10/10/2020	10/8/2020	5

^aCounty of workplace. COVID-19 cases may reside in multiple counties.

Table 8. Recently resolved workplace outbreaks with five or more confirmed COVID-19 cases (n=45)

Workplace	Address	County ^a	Investigation start date	Most recent onset	Total cases
Shearer's Foods	78035 Highway 207, Hermiston, OR 97838	Umatilla	6/26/2020	8/29/2020	72
Atkinson Staffing	80796 N Highway 395, Hermiston, OR 97838	Umatilla	6/18/2020	8/21/2020	58
Milgard Windows and Doors	20789 SW 115th Ave, Tualatin, OR 97062	Washington	8/21/2020	9/13/2020	43
McDonalds	1320 N 1St, Hermiston, OR 97838	Umatilla	7/21/2020	8/25/2020	33
Lamb Weston West	600 Columbia Ave NW, Boardman, OR 97818	Morrow	7/28/2020	8/31/2020	28

Data are provisional and subject to change.

Page 18 of 32

COVID-19 Weekly Report

Oregon's Weekly Surveillance Summary
Novel Coronavirus (COVID-19)



Oregon Public Health Division

Published October 14, 2020

Columbia Basin Onion	78727 Westland Rd, Hermiston, OR, 97838	Umatilla	8/1/2020	8/24/2020	26
Independent Transport LLC	207 NW 1st St, Boardman, OR 97818	Morrow	7/28/2020	8/31/2020	26
Classic Manufacturing	9325 SW Barber St, Wilsonville, OR 97206	Clackamas	7/28/2020	8/31/2020	25
Port of Morrow Warehousing	73336 Lewis and Clark Dr, Boardman, OR 97818	Morrow	8/1/2020	8/26/2020	22
MJ's Labor Services	81822 North S Hwy 395, Hermiston, OR 97838	Umatilla	7/11/2020	8/24/2020	20
The Kraft Heinz Company	175 NE 6th Ave, Ontario, OR 97914	Malheur	6/15/2020	8/27/2020	20
Beaverton Toyota	4300 SW Murray Blvd, Beaverton, OR 97005	Washington	8/27/2020	9/13/2020	19
Imperfect Foods	16800 SE Evelyn St Ste 104, Clackamas, OR 97015	Clackamas	6/30/2020	8/19/2020	18
Gingerich Farms	29995 S Elisha Rd, Canby, OR 97013	Clackamas	8/18/2020	9/13/2020	18
Carlton Farms	10600 NW Westside Rd, Carlton, OR 97111	Yamhill	7/19/2020	8/22/2020	17
Home Depot	300 W Harper Rd, Hermiston, OR 97838	Umatilla	7/24/2020	9/7/2020	14
Pacific Seafood	16797 SE 130th Ave, Clackamas, OR 97015	Clackamas	7/29/2020	8/30/2020	14
Pacific Coast Fruit	201 NE 2nd Ave Ste 100, Portland, OR 97232	Multnomah	6/22/2020	9/7/2020	14
Timber Products Company	25 E McAndrews Rd, Medford, OR 97501	Jackson	8/19/2020	9/14/2020	14
BasX Solutions	3500 SW 21st Pl, Redmond, OR 97756	Deschutes	8/15/2020	8/20/2020	11
BrucePac	380 S Pacific Hwy, Woodburn, OR 97071	Marion	6/4/2020	9/12/2020	11
Interfor	15555 S Hwy 211, Molalla, OR 97038	Clackamas	7/10/2020	8/21/2020	10
Willamette Valley Pie Company	1651 Eska Way, Silverton, OR 97381	Marion	8/9/2020	9/13/2020	10
Inn at Spanish Head	4009 SW Hwy 101, Lincoln City, OR 97367	Lincoln	8/20/2020	8/20/2020	9
Keystone RV Company	3000 Westgate, Pendleton, OR 97801	Umatilla	8/5/2020	8/25/2020	9
Precision Cast Parts	5001 SE Johnson Creek Blvd, Portland, OR 97222	Clackamas	7/19/2020	9/5/2020	9
Ranch and Home	2500 S Hwy 395, Hermiston, OR 97838	Umatilla	9/3/2020	9/10/2020	9
Amalgamated Sugar	105 E Main Street, Nyssa, OR 97913	Malheur	8/21/2020	9/14/2020	9
Bailey Nurseries	14301 SE Wallace Rd, Dayton, OR 97114	Yamhill	9/9/2020	9/9/2020	8
Nissan of Salem	2755 Mission St SE, Salem, OR 97302	Marion	9/14/2020	9/15/2020	8
Ezequiel Labor Contracting	320 N Pacific Hwy #130, Woodburn, OR 97071	Marion	7/3/2020	8/28/2020	7
General Sheet Metal Works	16345 SE Evelyn St, Clackamas, OR 97015	Clackamas	8/30/2020	9/1/2020	7
Marion Ag Service, Inc	7746 St Paul Hwy, St Paul, OR 97137	Marion	8/26/2020	9/4/2020	7

COVID-19 Weekly Report

Oregon's Weekly Surveillance Summary
Novel Coronavirus (COVID-19)



Oregon Public Health Division

Published October 14, 2020

Pacific Ag	2995 S First St, Hermiston, OR 97838	Umatilla	7/29/2020	8/25/2020	7
Willamette Valley Fruit Company	2994 82nd Ave NE, Salem, OR 97305	Marion	8/4/2020	8/31/2020	7
Kaiser Permanente Lancaster	2400 Lancaster Dr NE, Salem, OR 97305	Marion	7/19/2020	8/28/2020	6
Oregon Spice Company	13320 NE Jarrett St, Portland, OR 97230	Multnomah	7/31/2020	8/29/2020	6
Pacific Seafood	63501 Boat Basin Rd, Charleston, OR 97420	Coos	8/26/2020	8/31/2020	6
Summit Bank	96 E Broadway, Eugene, OR 97401	Lane	9/6/2020	9/6/2020	6
West Coast Metals	17401 NE Halsey St, Ste B, Portland, OR 97230	Multnomah	8/29/2020	8/30/2020	6
Skanska USA Building, Inc	1100 Klaskanine Ave, Astoria, OR 97103	Clatsop	9/14/2020	9/12/2020	6
Ardent Mills	21151 SW 115th Ave, Tualatin, OR 97062	Washington	9/20/2020	9/15/2020	6
Chipotle Mexican Grill	2048 NE Stucki Rd, Hillsboro, OR 97124	Washington	8/30/2020	8/24/2020	5
Goschie Farms	7365 Meridian Rd NE, Silverton, OR 97381	Marion	8/26/2020	8/23/2020	5
WinCo Foods	7330 NE Butler St, Hillsboro, OR 97124	Washington	9/1/2020	8/29/2020	5

Weekly Child Care Outbreak Report

OHA is publishing data on cases in child care settings. Given a cluster of cases in space and time, within plausible incubation periods for the pathogen, OHA epidemiologists will consider cases to be related—i.e., part of a child care outbreak—unless a more likely alternative source for acquisition is identified. Any suspected child care outbreak is required to be reported to the local public health authority (see OAR 333-018-015). Local health department and tribal partners investigate to identify outbreaks in these settings. This list of outbreaks will be updated as investigations continue, and as we learn about epidemiologic links between cases. This list may not reflect all of the outbreaks in child care settings in Oregon.

As of September 23, 2020, OHA will report child care outbreaks with 2 or more cases in child care settings with the capacity for more than 16 students. Previously, OHA reported child care outbreaks with five or more cases and in settings with at least 30 students. Case counts include all persons linked to the outbreak, which may include household members or other close contacts. The list below includes active child care outbreaks (Table 9), meaning that there has been a case within the past 28 days. Outbreaks that are resolved will be moved to a separate table (Table 10) of resolved outbreaks. Outbreaks will be removed from the list of resolved outbreaks after 56 days. There are currently 13 child care facilities that serve 16 or fewer students that have outbreaks of 2 or more cases.

Table 9. Child care facilities reporting active COVID-19 outbreaks (n=9)

Facility	Address	County	Investigation start date	Most recent onset	Total cases
Trinity Early Learning Center	552 NE Killingsworth St, Portland OR 97218	Multnomah	10/7/2020	10/7/2020	4
The Children's Garden	2035 NW Front Ave Suite 100, Portland OR 97209	Multnomah	10/2/2020	10/5/2020	3

Data are provisional and subject to change.

COVID-19 Weekly Report

Oregon's Weekly Surveillance Summary
Novel Coronavirus (COVID-19)



Oregon Public Health Division

Published October 14, 2020

South Lake Preschool	1555 SW Borland Rd, West Linn, OR 97068	Clackamas	10/1/2020	10/1/2020	6
New Dream Family Center	1295 W 18th Ave, Eugene, OR 97402	Lane	9/29/2020	10/5/2020	13
Gresham Heights Learning	4400 SW 11th St, Gresham, OR 97060	Multnomah	9/21/2020	9/26/2020	7
Adventure Club Daycare	4646 Barger Dr, Eugene, OR 97030	Lane	9/21/2020	09/18/2020	5
Oregon Child Development Center-Malheur	308 E 2nd St, Nyssa, OR 97913	Malheur	9/16/2020	09/29/2020	6
Oregon Child Development Center-Ontario	482 SE 3rd St, Ontario, OR 97914	Malheur	9/05/2020	10/02/2020	4

Table 10. Recently resolved child care facilities reporting recently resolved COVID-19 outbreaks (n=4).

Facility	Address	County	Investigation start date	Most recent onset	Total cases
Mari's Place Childcare	865 NW Reiman Ave, Corvallis, OR 97266	Benton	09/04/2020	08/26/2020	3
Faces of America Daycare	1687 Summer Street, Salem, OR 97756	Marion	08/24/2020	08/26/2020	5
Little Village Learning Center	445 High St SE #140, Salem, OR 97761	Marion	09/07/2020	09/14/2020	22
Blue Skies and Butterflies Daycare	15760 SW Davis Rd, Beaverton, OR 97351	Washington	09/08/2020	09/09/2020	3

Weekly COVID-19 and Kindergarten-12th Grade School Report

OHA is publishing data on COVID-19 cases associated with schools that offer in-person instruction. This is to inform the public of potential COVID-19 exposure and to provide transparency surrounding COVID-19 in schools. School is defined as any place of learning for students from kindergarten through twelfth grade, or a subset, with at least 30 students enrolled. This includes, but is not limited to, public schools, private schools, parochial and charter schools. Staff is defined as any person who works full time or part-time at the school, regardless of their position. A volunteer is defined as any person who volunteers onsite.

Table 11 below includes all schools that have 1 or more cases of COVID-19 in students or staff/volunteers where the most recent onset occurred within the past 28 days. Schools that have 1 or more cases of COVID-19 in students or staff/volunteers where the most recent onset occurred more than 28 days ago will be moved to a separate table. Archived schools with COVID-19 cases, defined as a school with no new cases for 56 days after the last case's onset, will be removed from the COVID-19 Weekly Report.

Table 11. Schools with recent COVID-19 Cases (n=25)

School Name	Address	County	Students	Staff/volunteer	Most recent onset
St. Mary's Academy	1112 Cherry Heights Rd, The Dalles, OR 97058	Wasco	1	3	9/4/2020

Data are provisional and subject to change.

COVID-19 Weekly Report

Oregon's Weekly Surveillance Summary
Novel Coronavirus (COVID-19)



Oregon Public Health Division

Published October 14, 2020

Irrigon Junior Senior High School	315 E Wyoming St, Irrigon, OR 97844	Morrow	0	2	9/14/2020
Kalmiopsis Elementary School	650 Easy St, Brookings, OR 97415	Curry	1	0	9/18/2020
Kingsview Christian School	1850 Clark St, North Bend, OR 97459	Coos	2	0	9/17/2020
Sutherlin East Elementary School	323 E 3 rd Ave, Sutherlin, OR 97479	Douglas	2	0	9/24/2020
South Medford High School	1551 Cunningham Ave, Medford, OR 97501	Jackson	0	1	9/26/2020
Hedrick Middle School	1501 E Jackson St, Medford, OR 97504	Jackson	0	1	9/22/2020
Nyssa High School	824 Adrian Blvd, Nyssa, OR 97913	Malheur	1	4	9/30/2020
Nyssa Middle School	101 S 11th St, Nyssa, OR 97913	Malheur	0	4	9/30/2020
Nyssa Elementary School	809 Bower Ave, Nyssa, OR 97913	Malheur	1	3	10/5/2020
Four Rivers Community School	2449 SW 4th Ave, Ontario, OR 97914	Malheur	0	4	9/20/2020
Kennedy Elementary	2860 N Keene Way Dr, Medford, OR 97504	Jackson	0	1	9/14/2020
Amity Elementary School	300 Rice Lane, Amity, OR 97101	Yamhill	1	0	9/30/2020
Roosevelt Elementary School	1212 Queen Anne Ave, Medford, OR 97504	Jackson	0	1	9/19/2020
South Umpqua High School	501 Chadwick Ln, Myrtle Creek, OR 97457	Douglas	1	0	10/8/2020
A C Houghton Elementary School	1105 N Main Ave NE, Irrigon, OR 97844	Morrow	2	0	9/25/2020
Forest Hills Lutheran Christian School	4221 SW Golf Course Road, Cornelius, OR 97113	Washington	0	1	9/27/2020
Griffin Creek Elementary	2430 Griffin Creek Rd, Medford, OR 97501	Jackson	0	1	9/30/2020
Thurston Elementary School	7345 Thurston Rd, Springfield, OR 97478	Lane	0	1	9/30/2020
Elgin High School	1400 Birch St, Elgin, OR 97827	Union	0	1	10/2/2020
Heppner Elementary School	235 Stansbury St, Heppner, OR 97836	Morrow	2	0	10/2/2020
Waldorf School Bend	2150 NE Studio Rd #2, Bend, OR 97701	Deschutes	2	3	10/5/2020
The Siskiyou School	631 Clay St, Ashland OR 97520	Jackson	0	1	9/30/2020
Vale Elementary School	403 E Street West, Vale, OR 97918	Malheur	0	1	9/22/2020
Stella Mayfield Elementary	1111 Division St, Elgin, OR 97827	Union	0	1	10/2/2020

COVID-19 Weekly Report

Oregon's Weekly Surveillance Summary
Novel Coronavirus (COVID-19)



Oregon Public Health Division

Published October 14, 2020

Weekly COVID-19 Hospitalizations

OHA is publishing data on the number of COVID-19 hospitalizations by hospital in the prior week; data are from HOSCAP. Table 11 lists all hospitals which, at some time during the week reported, had 10 or more suspected/confirmed COVID-19 patients. The left column shows the highest number of suspected and confirmed COVID-19 hospitalized patients for each hospital between 10/5/2020 and 10/11/2020. The right column shows the highest number of confirmed COVID-19 patients hospitalized during the same time period.

Table 12. Hospitals reporting 10 or more COVID-19 patients.

Hospital	Maximum Patients (Suspected and confirmed)	Maximum Patients (Confirmed only)
Salem Health Hospital	30	23
Providence Portland Medical Center	18	14
Hillsboro Medical Center	15	<10
OHSU Hospital	15	<10
Legacy Mount Hood Medical Center	14	<10
St. Charles Bend	14	<10
Kaiser Permanente Westside Medical Center	13	13
Legacy Emanuel Medical Center	13	10
Providence St. Vincent Medical Center	12	10

The hospitals listed in Table 12 reported 1–9 suspected or confirmed COVID-19 patients 10/5/2020 through 10/11/2020. Hospitals not listed in either table did not report any suspected or confirmed patients during the week.

Table 13. Hospitals reporting 1–9 COVID-19 patients.

Hospital
Asante Ashland Community Hospital
Asante Rogue Regional Medical Center
Asante Three Rivers Medical Center
Bay Area Hospital
Good Samaritan Regional Medical Center
Good Shepherd Health Care System
Kaiser Permanente Sunnyside Medical Center
Legacy Silverton Medical Center
Mercy Medical Center
Mid-Columbia Medical Center
OHSU Doernbecher Children's Hospital
PeaceHealth Sacred Heart MC at Riverbend
Providence Hood River Memorial Hospital

Data are provisional and subject to change.

COVID-19 Weekly Report

Oregon's Weekly Surveillance Summary
Novel Coronavirus (COVID-19)



Oregon Public Health Division

Published October 14, 2020

Providence Medford Medical Center
Providence Milwaukie Hospital
Providence Seaside Hospital
Providence Willamette Falls Medical Center
Randall Children's Hospital at Legacy Emanuel
Samaritan Albany General Hospital
Samaritan Lebanon Community Hospital
Samaritan Pacific Communities Hospital
Santiam Hospital
Sky Lakes Medical Center
St. Alphonsus Medical Center - Ontario
St. Anthony Hospital
VA Portland Health Care System

Cases by ZIP Code

OHA is publishing data on cases at the ZIP code level (Table 13). To protect patient privacy, ZIP codes with small populations or small numbers of cases will be aggregated. Cases from ZIP codes with fewer than 1,000 people
Data are provisional and subject to change.

COVID-19 Weekly Report

Oregon's Weekly Surveillance Summary
Novel Coronavirus (COVID-19)



Oregon Public Health Division

Published October 14, 2020

will be reported as one number. ZIP codes that have fewer than 10 cases will be reported as "1-9". ZIP codes with no cases will have a "0". ZIP code populations were retrieved from the 2010 US Census Bureau ZIP Code Tabulation Area.

Table 14. COVID-19 cases by ZIP code

ZIP code	Case count	Cases per 100,000
97002	51	907.0
97003	277	1070.2
97004	25	569.7
97005	337	1353.1
97006	407	645.7
97007	381	569.0
97008	224	773.2
97009	70	901.8
97013	295	1300.2
97014	1-9	n/a
97015	222	1137.2
97016	37	608.3
97017	1-9	n/a
97018	13	666.0
97019	34	1075.6
97021	1-9	n/a
97022	31	832.9
97023	57	579.7
97024	258	2519.0
97026	132	3460.0
97027	61	502.8
97030	565	1539.8
97031	203	1104.8
97032	119	2359.7
97034	86	454.9
97035	108	451.7
97038	117	774.2
97040	10	803.9
97041	41	1455.4
97042	22	752.7
97045	391	761.3
97048	49	732.3

COVID-19 Weekly Report

Oregon's Weekly Surveillance Summary
Novel Coronavirus (COVID-19)



Oregon Public Health Division

Published October 14, 2020

97049	1-9	n/a
97051	72	451.2
97053	1-9	n/a
97054	1-9	n/a
97055	88	507.2
97056	44	382.7
97058	288	1451.8
97060	294	1385.1
97062	300	1093.5
97063	1-9	n/a
97064	12	346.4
97067	13	608.0
97068	107	378.0
97070	180	858.9
97071	1116	3874.6
97078	295	1376.5
97080	608	1487.0
97086	258	991.9
97089	115	959.5
97101	30	790.7
97103	76	450.8
97106	33	725.3
97107	0	0
97110	1-9	n/a
97111	19	602.0
97112	0	0
97113	338	2387.8
97114	57	1197.0
97115	30	724.8
97116	335	1389.8
97119	22	497.7
97121	12	867.7
97123	676	1517.8
97124	411	850.1
97127	36	962.6
97128	473	1308.8
97131	1-9	n/a

Data are provisional and subject to change.

Page 26 of 32

COVID-19 Weekly Report

Oregon's Weekly Surveillance Summary
Novel Coronavirus (COVID-19)



Oregon Public Health Division

Published October 14, 2020

97132	194	686.0
97133	13	325.0
97136	1-9	n/a
97137	1-9	n/a
97138	30	299.4
97140	101	430.3
97141	40	304.4
97146	86	1456.4
97148	19	557.8
97201	85	549.0
97202	185	477.3
97203	368	1185.5
97204	1-9	n/a
97205	28	364.2
97206	332	697.5
97209	149	996.7
97210	51	468.4
97211	210	671.9
97212	106	439.4
97213	163	557.9
97214	161	676.1
97215	115	702.3
97216	189	1212.0
97217	212	674.3
97218	196	1346.1
97219	197	508.9
97220	369	1295.0
97221	51	438.5
97222	253	723.3
97223	314	672.4
97224	208	668.3
97225	156	645.3
97227	35	909.8
97229	271	465.5
97230	591	1486.7
97231	21	490.7
97232	52	453.3

Data are provisional and subject to change.

COVID-19 Weekly Report

Oregon's Weekly Surveillance Summary
Novel Coronavirus (COVID-19)



Oregon Public Health Division

Published October 14, 2020

97233	945	2400.5
97236	852	2312.0
97239	82	579.5
97266	450	1351.4
97267	207	671.2
97301	880	1644.3
97302	271	729.8
97303	494	1277.7
97304	322	1131.7
97305	902	2245.1
97306	279	1019.7
97317	312	1281.1
97321	153	613.8
97322	253	743.3
97324	1-9	n/a
97325	48	725.7
97327	1-9	n/a
97330	173	417.1
97331	27	1121.3
97333	88	411.7
97338	69	344.2
97341	1-9	n/a
97344	1-9	n/a
97347	10	532.5
97348	1-9	n/a
97351	105	1018.7
97352	24	428.3
97355	155	541.7
97358	1-9	n/a
97360	1-9	n/a
97361	73	648.4
97362	70	1613.6
97365	318	2959.8
97366	10	684.9
97367	94	998.3
97368	1-9	n/a
97370	44	532.0

Data are provisional and subject to change.

Page 28 of 32

COVID-19 Weekly Report

Oregon's Weekly Surveillance Summary
Novel Coronavirus (COVID-19)



Oregon Public Health Division

Published October 14, 2020

97374	18	341.8
97375	16	1278.0
97376	1-9	n/a
97378	30	337.8
97380	13	530.8
97381	142	965.3
97383	70	730.2
97385	26	798.3
97386	35	258.0
97389	14	835.3
97391	27	505.2
97392	46	886.1
97394	1-9	n/a
97396	1-9	n/a
97401	393	969.9
97402	269	534.3
97403	103	886.3
97404	150	465.0
97405	124	277.7
97408	68	580.7
97411	1-9	n/a
97415	40	284.7
97417	1-9	n/a
97419	1-9	n/a
97420	101	367.6
97423	13	190.9
97424	53	301.2
97426	22	226.4
97431	1-9	n/a
97435	1-9	n/a
97437	1-9	n/a
97438	1-9	n/a
97439	27	188.2
97442	1-9	n/a
97443	1-9	n/a
97444	1-9	n/a
97446	39	810.5

Data are provisional and subject to change.

COVID-19 Weekly Report

Oregon's Weekly Surveillance Summary
Novel Coronavirus (COVID-19)



Oregon Public Health Division

Published October 14, 2020

97448	31	253.2
97449	1-9	n/a
97452	1-9	n/a
97454	1-9	n/a
97455	1-9	n/a
97456	11	368.5
97457	34	333.1
97458	1-9	n/a
97459	63	446.9
97462	14	355.5
97463	12	309.5
97465	1-9	n/a
97467	1-9	n/a
97469	1-9	n/a
97470	49	245.2
97471	69	237.1
97477	167	452.9
97478	191	516.1
97479	50	526.0
97487	39	461.6
97488	1-9	n/a
97495	1-9	n/a
97496	12	157.2
97497	0	0
97498	1-9	n/a
97499	1-9	n/a
97501	475	1127.8
97502	145	523.6
97503	175	1662.2
97504	281	632.3
97520	71	290.2
97523	15	239.5
97524	70	484.1
97525	20	434.7
97526	100	292.4
97527	98	290.7
97530	20	289.2

Data are provisional and subject to change.

COVID-19 Weekly Report

Oregon's Weekly Surveillance Summary
Novel Coronavirus (COVID-19)



Oregon Public Health Division

Published October 14, 2020

97532	1-9	n/a
97535	29	574.6
97537	21	303.6
97538	1-9	n/a
97539	1-9	n/a
97540	49	617.9
97541	1-9	n/a
97544	0	0
97601	136	605.5
97603	174	589.3
97623	1-9	n/a
97624	27	771.4
97630	33	647.6
97632	1-9	n/a
97633	13	955.2
97641	0	0
97701	259	439.0
97702	306	754.0
97703	140	421.9
97707	12	206.4
97708	1-9	n/a
97720	1-9	n/a
97734	30	1076.8
97738	1-9	n/a
97739	24	217.8
97741	203	1704.2
97753	1-9	n/a
97754	66	355.3
97756	195	581.2
97759	33	524.3
97760	33	488.4
97761	338	8477.6
97801	703	3266.6
97813	10	768.0
97814	103	831.9
97818	372	8944.5
97820	0	0

Data are provisional and subject to change.

Page 31 of 32

COVID-19 Weekly Report

Oregon's Weekly Surveillance Summary
Novel Coronavirus (COVID-19)



Oregon Public Health Division

Published October 14, 2020

97824	11	662.3
97826	25	2304.1
97827	19	723.0
97828	16	512.2
97836	12	605.1
97838	1604	6328.4
97844	135	3547.0
97845	1-9	n/a
97846	1-9	n/a
97850	387	2282.5
97862	164	1405.8
97865	1-9	n/a
97868	24	1205.4
97869	1-9	n/a
97875	135	5172.4
97882	483	6224.2
97883	11	444.8
97885	13	940.0
97886	13	1140.4
97913	291	5265.1
97914	1308	6810.7
97918	138	3041.7
Cases with unknown ZIP codes	267	n/a
ZIP codes with <1000 population or no population data	536	n/a