

# COVID-19 Weekly Report

Oregon's Weekly Surveillance Summary  
Novel Coronavirus (COVID-19)



Oregon Public Health Division

Published November 4, 2020

## Background

COVID-19 Weekly Report data will be finalized every Sunday at 11 p.m. PDT, and the report will be published on Wednesday. **Please note that the data reported here are continually being updated. For daily up-to-date information, visit the OHA COVID-19 web page: <https://govstatus.egov.com/OR-OHA-COVID-19>.**

As of 11 p.m. Sunday, November 1, there have been 45,978 cases of COVID-19 reported to the Oregon Health Authority. Of these, 2,345 (5.1%) are “presumptive” cases—i.e., people with COVID-19-like symptoms and close contact with a confirmed case, but who did not have a confirmatory laboratory test. Though not confirmed, presumptive cases are highly likely to have COVID-19, given their specific symptoms and known exposure. Presumptive cases are encouraged to seek testing to confirm that they do have COVID-19. Presumptive cases who test positive are recategorized as confirmed cases.

These data represent a snapshot of COVID-19 risk factors and clinical and demographic characteristics of cases, and they include data on cases with pending investigations. Not all cases have been interviewed at the time of this report. The data shown in this report come from Oregon’s electronic disease surveillance system for reportable diseases.

During the week of October 25–October 31,\* 32,337 Oregonians were tested for COVID-19, and 8.5% of them had a positive result.† Not all positive tests represent new cases; some are from specimens collected from people who had already been counted as presumptive cases. The number includes tests done at all locations, including commercial non-hospital-based laboratories, hospital laboratories and Oregon State Public Health Laboratory.

## Weekly Report Summary

During Monday, October 26, through Sunday, November 1st, OHA recorded 3,542 new cases of COVID-19 infection—up 34% from last week’s tally of 2,642. The number of Oregonians newly tested rose another 10%, to 34,591; the percentage of tests that were positive rose to 8.4%. Thirty-seven Oregonians were reported to have died in association with COVID-19—compared to 27 last week. One hundred sixty Oregonians were hospitalized. The 45,978 COVID-19 cases reported in Oregon to date computes to 1,085 cases per 100,000 Oregonians, or just over 1% of the population. Of these, 692—1.5% of all cases reported to date—have died in association with COVID-19, giving a mortality rate of 15.5 deaths per

\* This date range aligns with CDC’s “MMWR week.”

† Does not include antibody (serology) tests. Percent positivity is now calculated using specimen collection date.

# COVID-19 Weekly Report

Oregon's Weekly Surveillance Summary  
Novel Coronavirus (COVID-19)



Oregon Public Health Division

Published November 4, 2020

100,000 Oregonians. Recent data on mortality in Oregon, including deaths related to COVID-19, are available at <https://public.tableau.com/profile/oha.center.for.health.statistics>.

The incidence of reported infection has been highest in persons 20–49 years of age, who account for 39% of Oregon's population and 56% of reported cases. Persons <30 years of age make up 37% of Oregon's population and have accounted for 38% of reported cases but only 10% of hospitalizations and 0.1% of deaths. Hospitalization and death rates increase with age. Although only 3.6% of Oregonians are 80 years of age or older, they account for 349 (50%) of COVID-19-associated deaths; 513 (74%) of the deaths are among Oregonians 70 years of age or older. Additional data are available at <https://public.tableau.com/profile/oregon.health.authority.covid.19#!/vizhome/OregonCOVID-19CaseDemographicsandDiseaseSeverityStatewide/DemographicData>.

## **Clinical Characteristics, Risk Factors and Demographic Characteristics**

Figure 1 shows the number of cases reported by week of onset and epidemiologic link. Figure 2 shows the number of sporadic cases reported by week of onset and race. Figure 3 shows the number of sporadic cases reported by week of onset and ethnicity. Figure 4 provides information on signs and symptoms from all COVID-19 cases. Of 45,978 cases, 34,719 (75.5%) reported having signs and symptoms of COVID-19. The most commonly reported symptoms are cough (n=23,257, 50.6%) and headache (n=22,221, 48.3%). Figure 3 provides information on the percentage of COVID-19 cases that report symptoms. Figure 4 provides information on risk factors from all COVID-19 cases. The most common risk factors are having contact with a known COVID-19 case prior to symptom onset (n=30,757, 66.9%) and having underlying medical conditions (n=20,640, 44.9%). Note that a person may report more than one sign/symptom or risk factor.

# COVID-19 Weekly Report

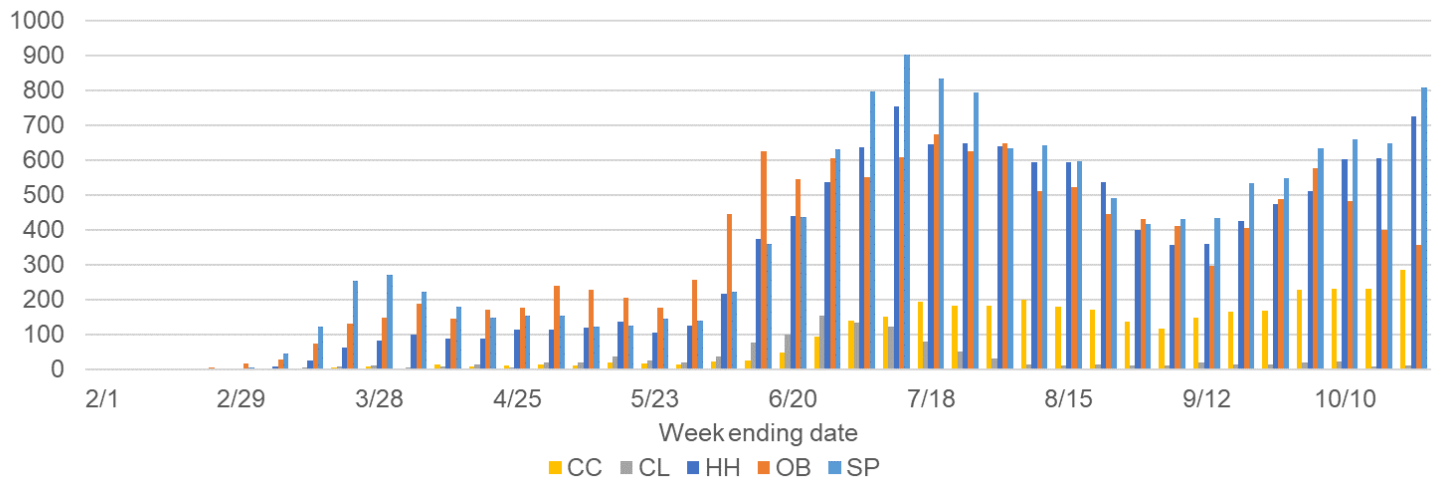
Oregon's Weekly Surveillance Summary  
Novel Coronavirus (COVID-19)



Oregon Public Health Division

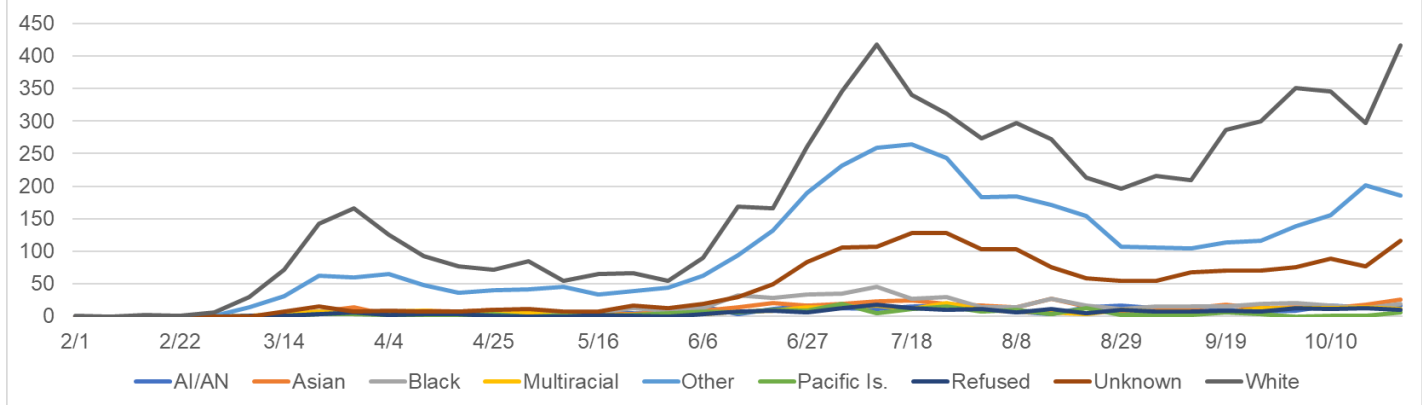
Published November 4, 2020

Figure 1. Epidemiologic link of COVID-19 cases by week of onset



Where displayed by week in this report, case data are categorized by week of reported symptom onset, not by date of case report. This results in reduced numbers in the most recent week or more due to reporting lags.

Figure 2. Sporadic cases by race and week of onset



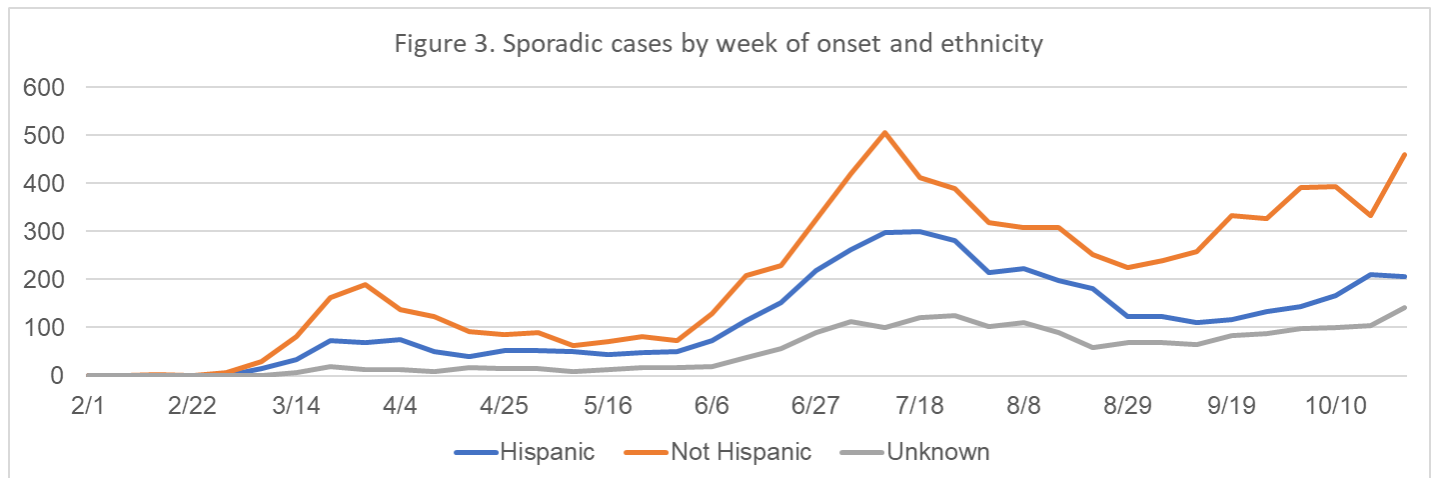
# COVID-19 Weekly Report

Oregon's Weekly Surveillance Summary  
Novel Coronavirus (COVID-19)



Oregon Public Health Division

Published November 4, 2020



## Epidemiologic link designations

**Sporadic:** Cases who do not have known exposure to another case or outbreak.

**Outbreak:** Cases who have a shared, defined exposure with at least one other case. For example, a defined exposure could be an event, a workplace, a congregate facility, etc.

**Cluster:** Cases who had contact with another case, but the exposure is not well defined. For example, cases from two households who interacted many times prior to illness onset.

**Household:** Cases who were exposed to another case in their household.

**Close contact:** Cases who were exposed to another case, not in their household. This designation was added on 7/15.

Due to the lag between case reporting and case investigation, the proportion of cases categorized as sporadic is high in the most recent week or more; some of these cases will be recategorized after investigation is completed.

# COVID-19 Weekly Report

Oregon's Weekly Surveillance Summary  
Novel Coronavirus (COVID-19)



Oregon Public Health Division

Published November 4, 2020

Figure 4. Reported signs and symptoms for all COVID-19 cases

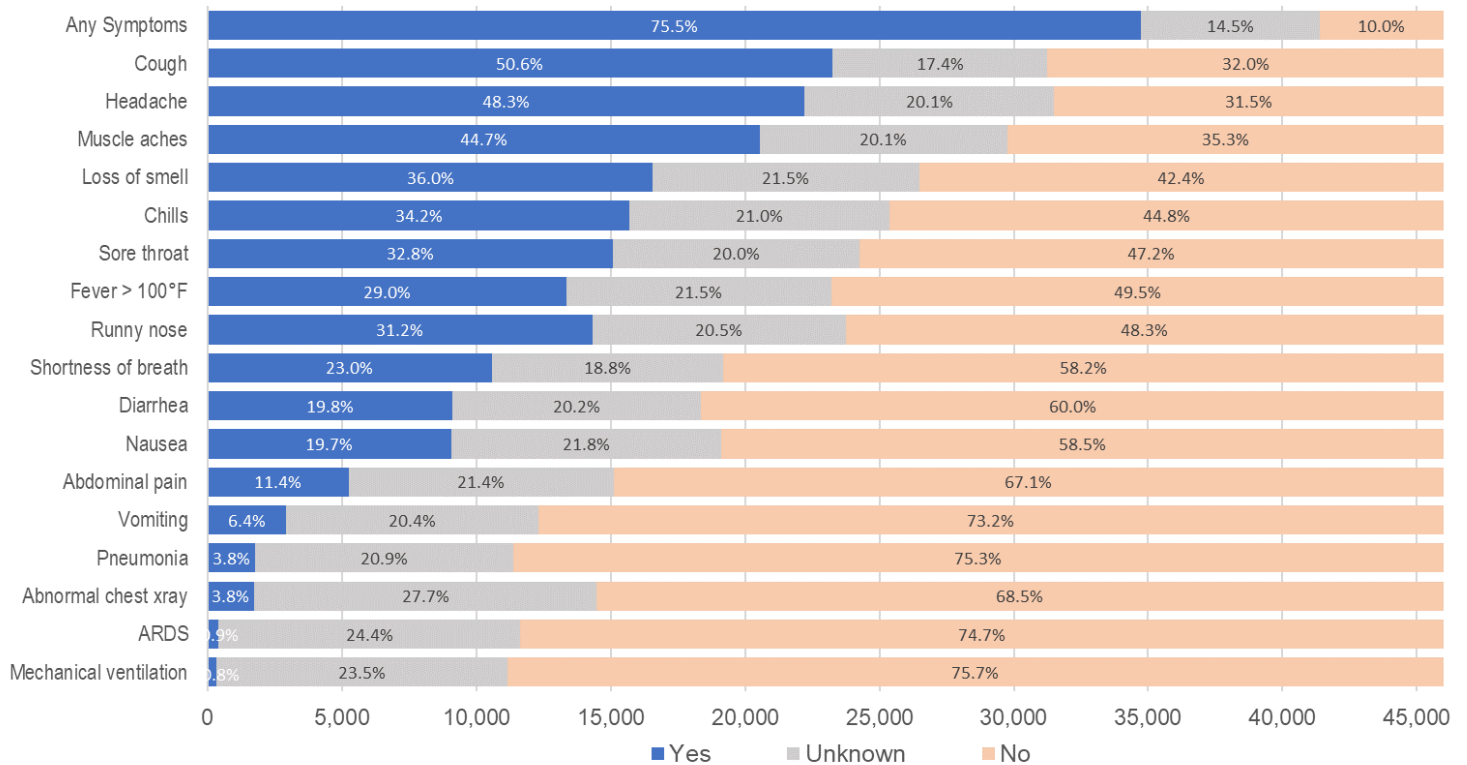
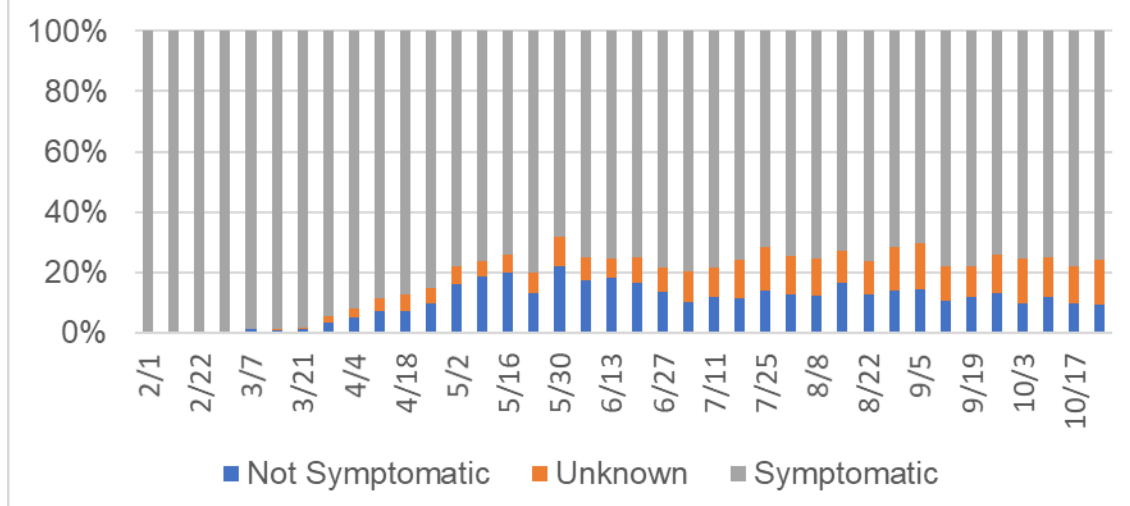


Figure 5. Reported symptoms among COVID-19 cases



# COVID-19 Weekly Report

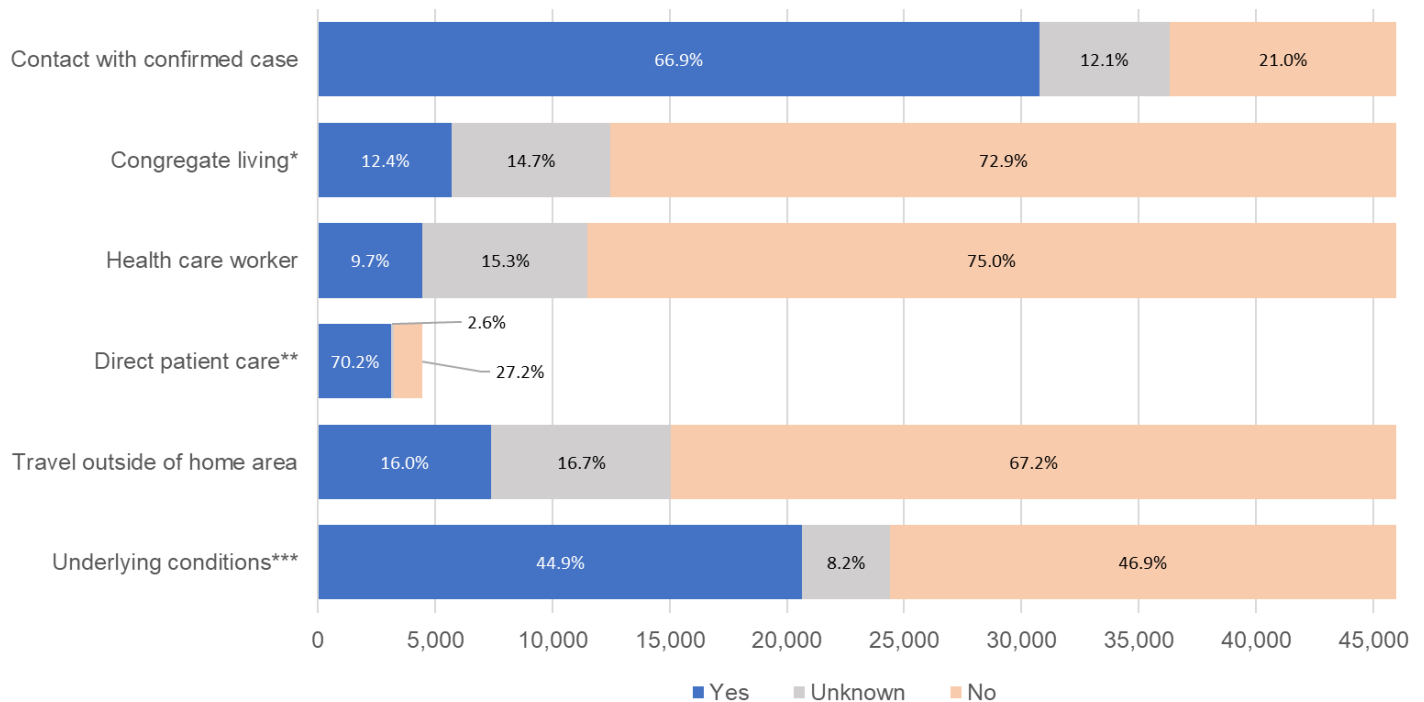
Oregon's Weekly Surveillance Summary  
Novel Coronavirus (COVID-19)



Oregon Public Health Division

Published November 4, 2020

Figure 6. Reported risk factors from all COVID-19 cases



\*Congregate living situations include, but are not limited to, long-term care facilities, group homes, prisons, and shelters. Data include people with confirmed cases who live or work in congregate living situations.

\*\*Direct patient care is only asked if a case is a healthcare worker or volunteer. The denominator is the number of healthcare workers or volunteers.

\*\*\*Underlying medical conditions include cardiovascular disease, chronic liver disease, chronic lung disease, chronic renal disease, current or former smoker, diabetes mellitus, immunocompromised condition, neurologic and neurodevelopmental conditions, obesity, or other chronic diseases.

The following tables show the demographic characteristics for all COVID-19 cases. Tables 1 and 2 show case counts and severity by demographic categories. Figures 7 and 8 show the case demographic distribution by week of onset. Tables 3 and 4 show race and ethnicity, respectively. Figures 9 and 10 show race and ethnicity by week of onset, respectively.

# COVID-19 Weekly Report

Oregon's Weekly Surveillance Summary  
Novel Coronavirus (COVID-19)



Oregon Public Health Division

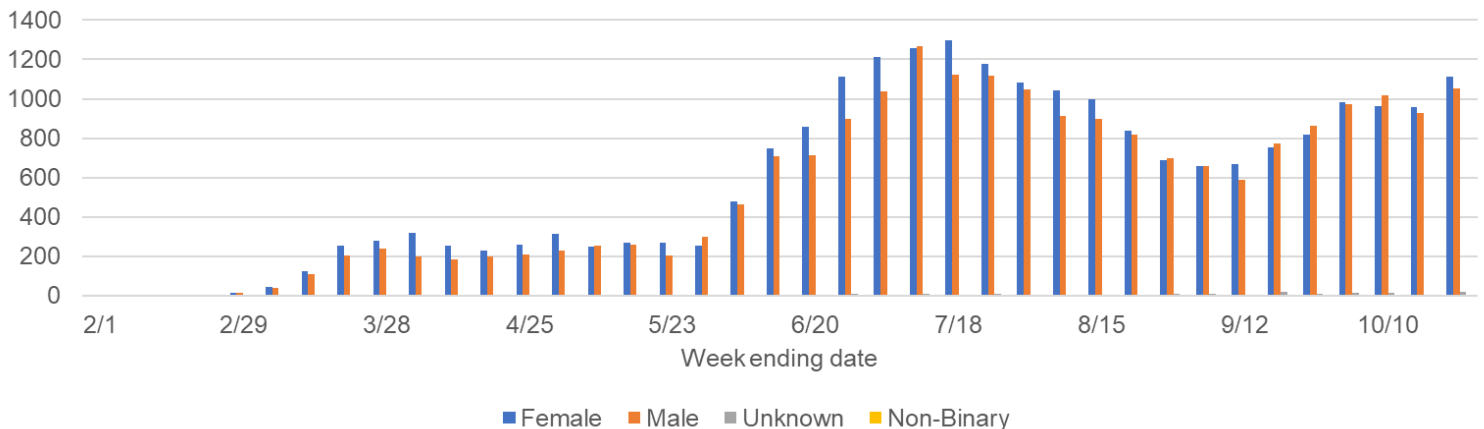
Published November 4, 2020

**Table 1. Severity and rates of COVID-19 by sex**

Sex	Cases	% of total cases	Cases per 100,000 <sup>a</sup>	Hospitalized	% Hospitalized	Deaths	Case fatality
Male	22,071	48.0%	1026.2	1726	7.8%	383	1.7%
Female	23,726	51.6%	1103.2	1518	6.4%	309	1.3%
Non-Binary	4	0%	n/a	0	0.0%	0	0%
Not available	177	0%	n/a	7	4.0%	0	0%
Total	45,978	100.0%	1085.3	3,251	7.1%	692	1.5%

<sup>a</sup> Population data were compiled from the 2019 Annual Oregon Population Report, which is produced by the Population Research Center, Portland State University

**Figure 7. COVID-19 cases by sex and week of onset**



**Table 2. Severity and rates of COVID-19 by age group**

Age group	Cases	% of total cases	Cases per 100,000 <sup>a</sup>	Hospitalized	% Hospitalized	Deaths	Case fatality
0-9	2,233	4.9%	465.2	38	1.7%	0	0%
10-19	5,003	10.9%	1007.1	47	0.9%	0	0%
20-29	10,006	21.8%	1802.0	228	2.3%	1	0%
30-39	8,225	17.9%	1420.9	262	3.2%	5	0%
40-49	7,298	15.9%	1343.1	367	5.0%	14	0.2%
50-59	5,790	12.6%	1082.1	522	9.0%	46	0.8%
60-69	3,602	7.8%	667.8	611	17.0%	113	3.1%
70-79	2,156	4.7%	633.9	621	28.8%	164	7.6%
80+	1,621	3.5%	966.9	551	34.0%	349	21.5%
Not available	44	0.1%	-	4	-	0	0.0%
Total	45,978	100.0%	1085.3	3,251	7.1%	692	1.5%



# COVID-19 Weekly Report

Oregon's Weekly Surveillance Summary  
Novel Coronavirus (COVID-19)



Oregon Public Health Division

Published November 4, 2020

<sup>a</sup>Population data were compiled from the 2019 Annual Oregon Population Report, which is produced by the Population Research Center, Portland State University

Figure 8. COVID-19 cases by age group and week of onset

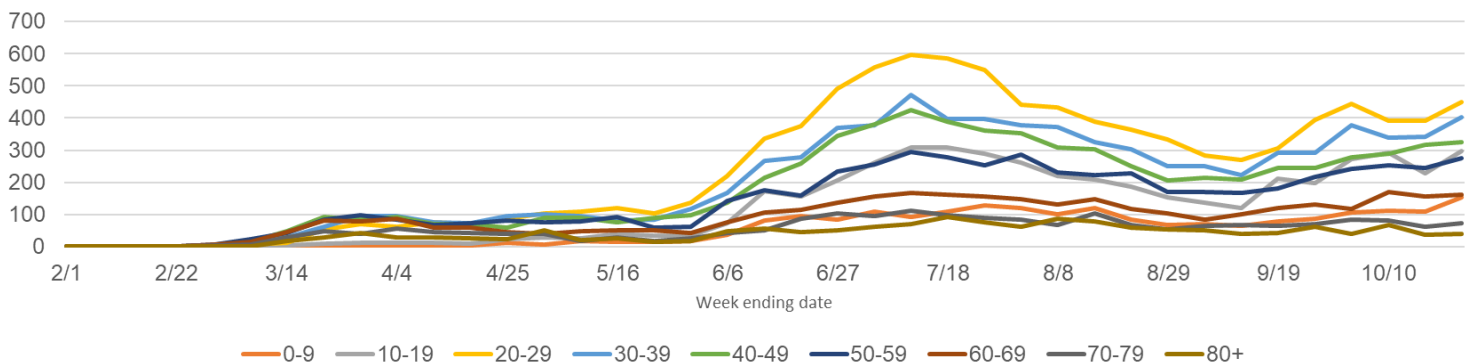


Table 3. Severity and rates of COVID-19 by race<sup>a</sup>

Race	Cases	% of total cases	Cases per 100,000 <sup>b</sup>	Hospitalized	% Hospitalized	Deaths	Case fatality
White	20,073	43.7%	561.3	1840	9.2%	464	2.3%
Black	1,459	3.2%	1807.2	124	8.5%	20	1.4%
Asian	1,251	2.7%	690.7	110	8.8%	20	1.6%
American Indian/Alaska Native	1,091	2.4%	2238.5	100	9.2%	13	1.2%
Pacific Islander	675	1.5%	4063.3	86	12.7%	7	1.0%
Other	14,874	32.4%	n/a	749	5.0%	75	0.5%
>1 race	910	2.0%	452.8	52	5.7%	17	1.9%
Not available	5,645	12.3%	n/a	190	3.4%	76	1.3%
Total	45,978	100.0%	1085.3	3,251	7.1%	692	1.5%

<sup>a</sup>During the case investigation, people are asked to self-report their race, ethnicity, tribal affiliation, country of origin, or ancestry.

<sup>b</sup>National Center for Health Statistics (NCHS). Estimates of the resident population of the U.S. by year, county, age, bridged race, Hispanic origin, and sex (Vintage 2018). 2) Census Bureau Population Estimates: U.S. Census bureau, Population Division, Annual Estimates of the Resident Population by Age, Sex, Race, and Hispanic Origin for counties (Vintage 2018)

<sup>c</sup>13,467 (97.2%) of the 13,859 persons who identify as "Other" race also self-identify as Hispanic or Latino.



# COVID-19 Weekly Report

Oregon's Weekly Surveillance Summary  
Novel Coronavirus (COVID-19)



Oregon Public Health Division

Published November 4, 2020

Figure 9. COVID-19 cases by race and week of onset

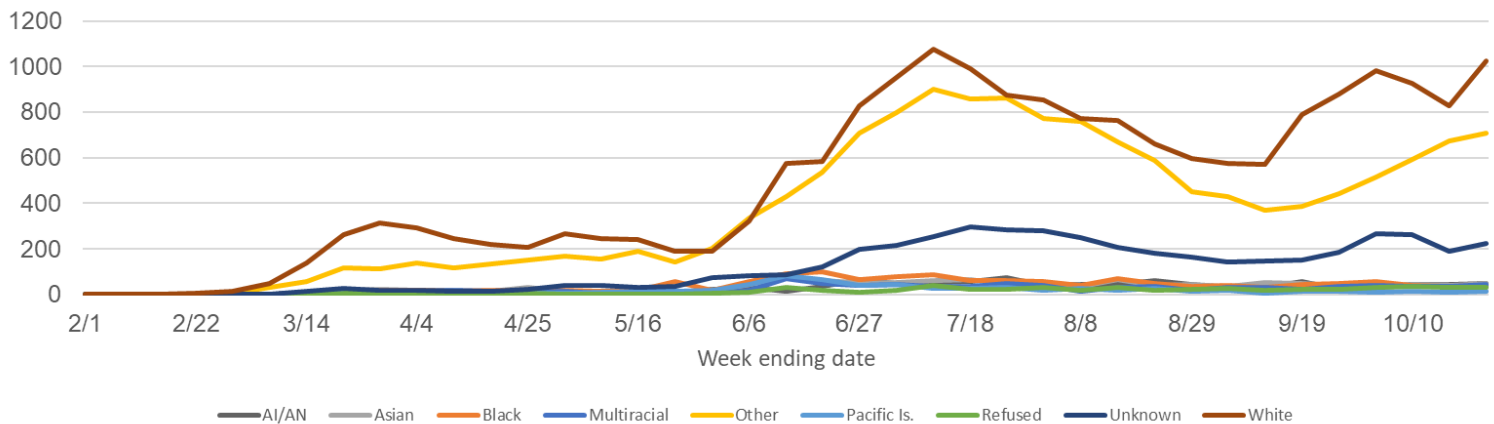


Table 4. Severity and rates of COVID-19 by ethnicity

Ethnicity	Case count	% of total cases	Cases per 100,000 <sup>a</sup>	Hospitalized	% Hospitalized	Deaths	Case fatality
Hispanic	16,924	36.8%	3112.3	865	5.1%	90	0.5%
Non-Hispanic	23,363	50.8%	632.7	2090	8.9%	482	2.1%
Not available	5,691	12.4%	n/a	296	5.2%	120	2.1%
Total	45,978	100.0%	1085.3	3,251	7.1%	692	1.5%

<sup>a</sup>National Center for Health Statistics (NCHS). Estimates of the resident population of the US by year, county, age, bridged race, Hispanic origin, and sex (Vintage 2018). 2) Census Bureau Population Estimates: U.S. Census bureau, Population Division, Annual Estimates of the Resident Population by Age, Sex, Race, and Hispanic Origin for counties (Vintage 2018)

# COVID-19 Weekly Report

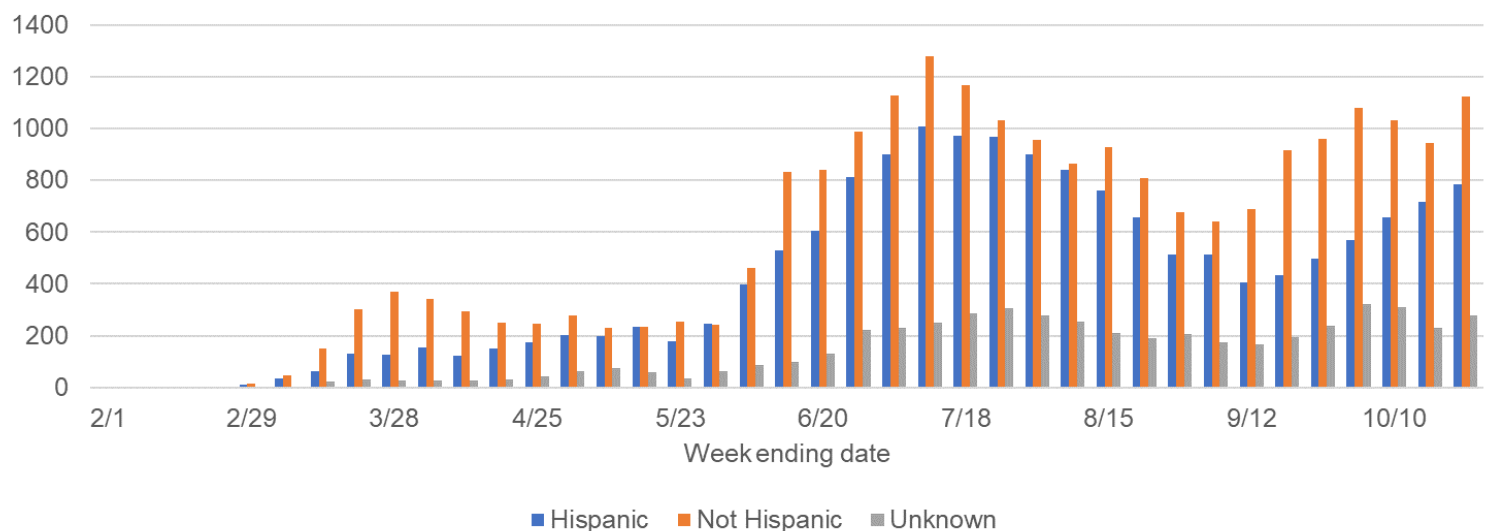
Oregon's Weekly Surveillance Summary  
Novel Coronavirus (COVID-19)



Oregon Public Health Division

Published November 4, 2020

Figure 10. COVID-19 cases by ethnicity and week of onset



## Follow-up

Figure 11 shows the percentage of cases that were called within 24 hours of being reported to public health by race. Figure 12 shows the percentage of cases that were called within 24 hours of being reported to public health by ethnicity. Figure 13 shows the percentage of cases that were interviewed, by race. Figure 14 shows the percentage of cases that were interviewed, by ethnicity.

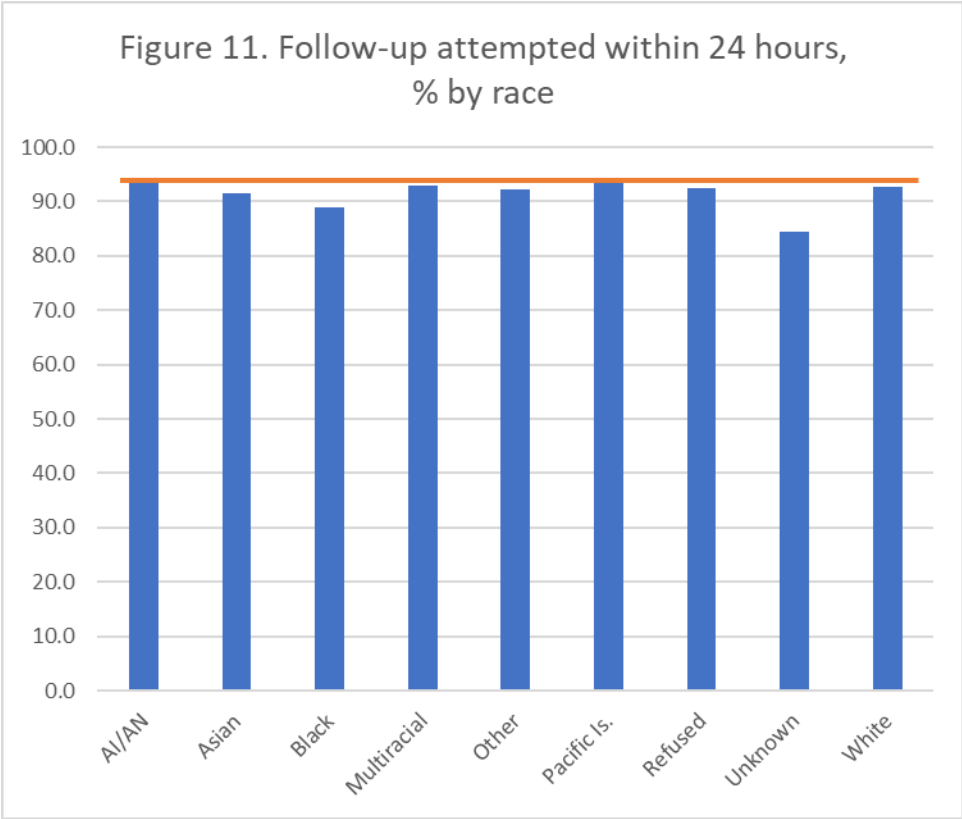
# COVID-19 Weekly Report

Oregon’s Weekly Surveillance Summary  
Novel Coronavirus (COVID-19)



Oregon Public Health Division

Published November 4, 2020



<sup>a</sup> Race and ethnicity data are collected when cases are interviewed. Race and ethnicity data for cases that were not interviewed are abstracted from laboratory reports and medical records if it is available.

<sup>b</sup> The orange line represents the state metric for timely follow up for all cases: 95%.

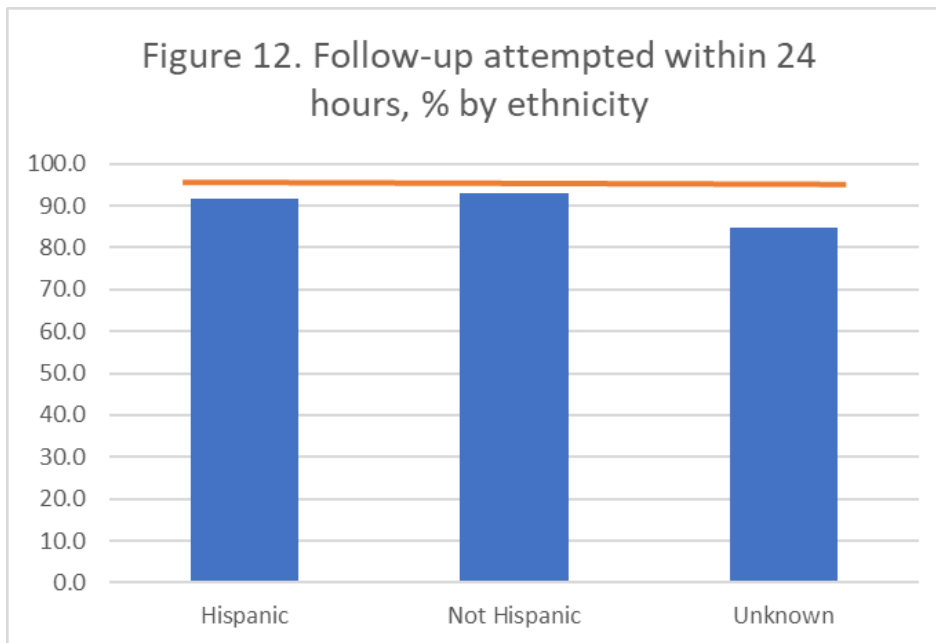
# COVID-19 Weekly Report

Oregon's Weekly Surveillance Summary  
Novel Coronavirus (COVID-19)



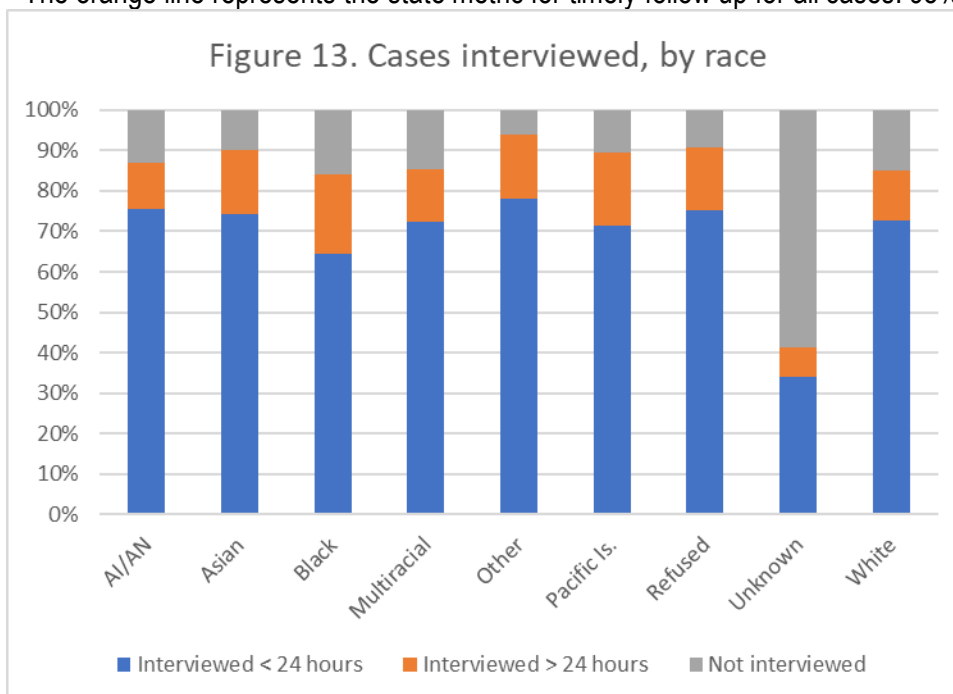
Oregon Public Health Division

Published November 4, 2020



<sup>a</sup> Race and ethnicity data are collected when cases are interviewed. Race and ethnicity data for cases that were not interviewed are abstracted from laboratory reports and medical records if it is available.

<sup>b</sup> The orange line represents the state metric for timely follow up for all cases: 95%.



# COVID-19 Weekly Report

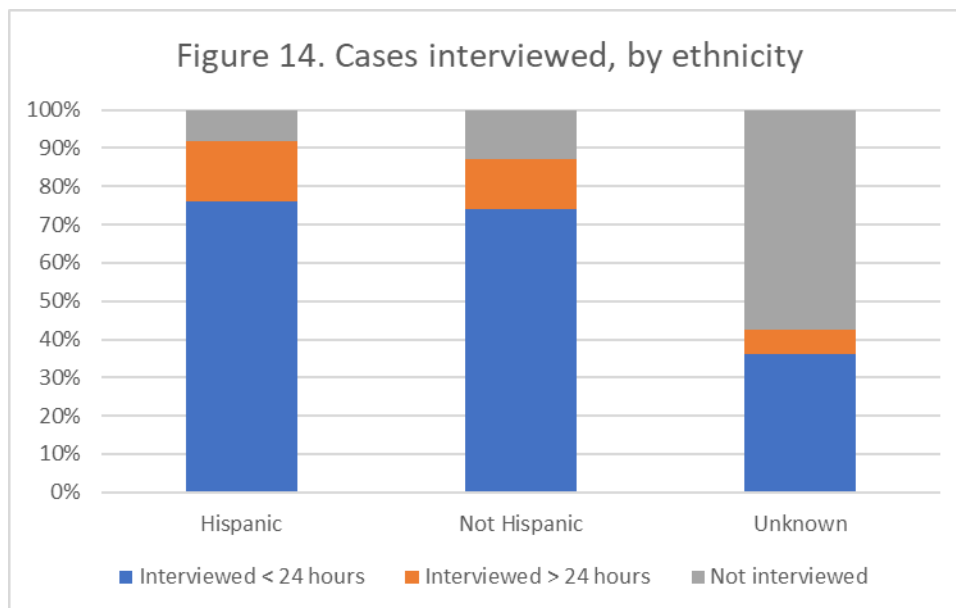
Oregon's Weekly Surveillance Summary  
Novel Coronavirus (COVID-19)



Oregon Public Health Division

Published November 4, 2020

<sup>a</sup> Race and ethnicity data are collected when cases are interviewed. Race and ethnicity data for cases that were not interviewed are abstracted from laboratory reports and medical records if it is available.



<sup>a</sup> Race and ethnicity data are collected when cases are interviewed. Race and ethnicity data for cases that were not interviewed are abstracted from laboratory reports and medical records if it is available.

## Recovery

OHA staff periodically call people with reported COVID-19 who experienced fever, cough, shortness of breath or diarrhea and were initially interviewed before May 1, when OHA changed its definition of recovery, to inquire about resolution of symptoms. This group includes 1,884 people who were all diagnosed before mid-April and have not succumbed to their illness. Among these, 1,682 (88.8%) are considered to have recovered, and a recovery date is available for 1,387 people; their time to recovery is depicted in Figure 15. Of these 1,884 people, 16 (0.8%), have not yet recovered; and recovery status is not available for 186 (9.8%). People are assumed to have recovered three days after resolution of all symptoms. The median time to recovery among non-hospitalized symptomatic cases is 20 days (interquartile range: 15–29 days); among symptomatic cases who were hospitalized it is 26 days (interquartile range: 18–37 days).

# COVID-19 Weekly Report

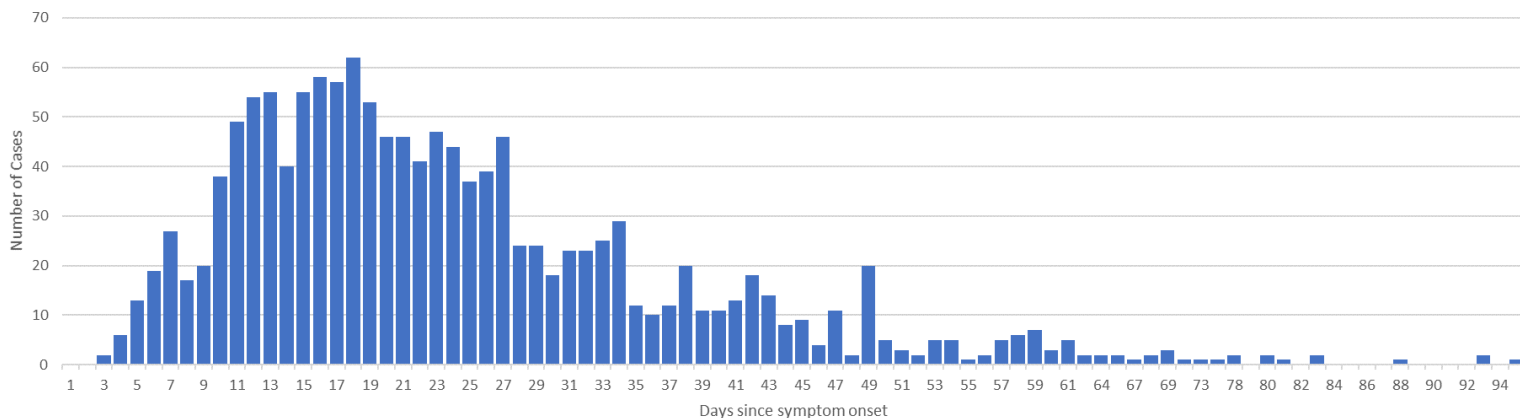
Oregon's Weekly Surveillance Summary  
Novel Coronavirus (COVID-19)



Oregon Public Health Division

Published November 4, 2020

Figure 15. Time to recovery\* among symptomatic people\*\* with confirmed COVID-19 (n=1,387)



\*Three days after reported resolution of diarrhea, cough, shortness of breath and fever.

\*\* Includes cases who were interviewed about their date of recovery before a change in recovery definition on May

\*\*\* This was last updated on 9/16; Data will be updated again as new information is available.

## Weekly Care Facility, Senior Living Communities and Congregate Living Settings Report

OHA is publishing data on cases and deaths in care facilities, senior living communities, and congregate living settings that have three or more confirmed COVID-19 cases or one or more deaths (Table 5). Facilities with outbreaks that are considered resolved are moved to the closed outbreak list (Table 6). An outbreak is considered resolved if no new cases are identified for 28 days after the last case onset. This list does not include correctional facilities.

In addition to the facilities listed, OHA is aware of 72 congregate settings of five or fewer beds that have three or more confirmed COVID-19 cases or one or more deaths. Because foster homes typically have relatively few residents, OHA follows the Oregon Department of Human Services practice in not naming these locations to protect patient privacy.

To date, there has been one death of a staff person who worked in a congregate care setting from COVID-19. To protect patient privacy, OHA does not report employee deaths by workplace or other potentially identifying information. Similar information will be released in the future in weekly reports only if OHA determines that such information, in addition to other information it releases, and information released by other agencies, like the Centers for Medicaid and Medicare Services, cannot be used to identify an individual. To date, there have been 4,179 cases and 402 deaths associated with congregate care settings.

# COVID-19 Weekly Report

Oregon's Weekly Surveillance Summary  
Novel Coronavirus (COVID-19)



Oregon Public Health Division

Published November 4, 2020

**Table 5. Active outbreaks in care facilities, senior living communities and congregate living settings with three or more confirmed COVID-19 cases or one or more COVID-19 related deaths (n=68)**

Facility name	County	First reported	Total cases <sup>a</sup>	Total deaths <sup>a</sup>
Touchmark in the West Hills	Washington	7/22/2020	18	3
Tierra Rose Care Center	Marion	7/28/2020	24	0
Maryville Memory Care	Washington	8/9/2020	72	7
Countryside Living of Canby	Clackamas	8/22/2020	11	0
Umpqua Valley	Douglas	8/31/2020	12	0
Marquis Centennial Post Acute Rehab	Multnomah	9/5/2020	70	5
St. Anthony Village	Multnomah	9/7/2020	9	0
Capital Manor	Polk	9/18/2020	3	0
Sapphire at Gateway	Multnomah	9/21/2020	64	7
Valley West health Care Center	Lane	9/21/2020	4	0
The Oaks at Sherwood Park	Marion	9/22/2020	6	0
Farmington Square Adult Living	Lane	9/22/2020	22	5
Gateway Living	Lane	9/23/2020	13	0
Marquis Vermont Hills	Multnomah	9/25/2020	13	1
Rose Villa - Milwaukie	Clackamas	9/28/2020	6	0
Royalton Place	Clackamas	10/1/2020	17	0
The Ackerly at Timberland	Washington	10/1/2020	8	2
Hearthstone at Murrayhill	Washington	10/2/2020	14	0
Seaview Senior Living Memory Care Unit	Curry	10/2/2020	23	1
Avamere Rehabilitation	Coos	10/2/2020	3	0
Cascade Terrace	Multnomah	10/3/2020	10	1
Orchards Assisted Living	Jackson	10/5/2020	7	0
Avamere Health Services of the Rogue Valley	Jackson	10/5/2020	7	0
Rogue Valley Manor	Jackson	10/6/2020	3	0
Bend Transitional Care	Deschutes	10/7/2020	3	0
Robison Health & Rehabilitation Center, Cedar Sinai Park	Multnomah	10/7/2020	10	1
Marquis Mill Park Post Acute Rehab	Multnomah	10/7/2020	11	1
Tanner Springs Memory Care	Clackamas	10/8/2020	6	0
Salem Transitional Care	Marion	10/8/2020	8	0
Bonaventure Senior Living Gresham	Multnomah	10/8/2020	16	1
Holladay Park Plaza Skilled Nursing	Multnomah	10/9/2020	6	1
Fernhill Estates	Multnomah	10/9/2020	3	0



# COVID-19 Weekly Report

Oregon's Weekly Surveillance Summary  
Novel Coronavirus (COVID-19)



Oregon Public Health Division

Published November 4, 2020

Facility name	County	First reported	Total cases <sup>a</sup>	Total deaths <sup>a</sup>
Hearthstone Nursing & Rehab Center Medford	Jackson	10/10/2020	4	0
Parkhurst Place	Hood River	10/11/2020	6	1
Ochoco Manor Apartments	Crook	10/13/2020	7	1
Regency Pacific Long Term Care	Linn	10/13/2020	4	0
Advocate Care	Multnomah	10/14/2020	4	0
Avamere Transitional Care at Sunnyside	Marion	10/14/2020	4	0
Avamere Rehabilitation of Clackamas	Clackamas	10/14/2020	6	0
Mennonite Home	Linn	10/14/2020	7	1
Providence Benedictine	Marion	10/14/2020	3	0
Marquis Mt Tabor Post Acute Rehab	Multnomah	10/14/2020	4	0
Rose Linn Vintage Place, Memory Care and Residential Care Facility	Clackamas	10/15/2020	5	0
Forest Grove Rehabilitation & Care Center	Washington	10/15/2020	7	0
Mary's Woods Retirement Community	Clackamas	10/15/2020	6	0
Linda Vista	Jackson	10/16/2020	9	0
Marquis Tualatin Post Acute Rehab	Washington	10/16/2020	17	0
Northwest Memory Care - Florence	Lane	10/18/2020	3	0
Oregon City Health Care Center	Clackamas	10/18/2020	3	0
Timber Town Living	Douglas	10/19/2020	6	2
Arcadia Senior Living	Multnomah	10/19/2020	6	0
Providence Center for Medically Fragile Children	Multnomah	10/19/2020	3	0
Gracelen Terrace	Multnomah	10/19/2020	4	0
Sweet Bye N Bye	Marion	10/19/2020	37	2
Courtyard at Mt. Tabor	Multnomah	10/21/2020	6	0
Willson House	Marion	10/22/2020	3	0
Hillside Heights Rehab Center	Lane	10/22/2020	6	0
Skylark Assisted Living & Memory Care	Jackson	10/23/2020	3	0
Regency Gresham Nursing and Rehabilitation Center	Multnomah	10/23/2020	3	0
Bonaventure of Salem	Marion	10/23/2020	19	2
Avamere Ct at Keizer	Marion	10/24/2020	4	0
Oregon Veterans' Home	Wasco	10/25/2020	10	0
Rose Schnitzer Manor	Multnomah	10/26/2020	3	0
Avamere at Hermiston	Umatilla	10/26/2020	18	0
RN Villa	Multnomah	10/27/2020	6	0
Bridgecreek Memory Care Community	Linn	10/29/2020	18	1
Sunnyside Meadows Memory Care	Clackamas	10/31/2020	21	1

Data are provisional and subject to change.

Page 16 of 44

# COVID-19 Weekly Report

Oregon's Weekly Surveillance Summary  
Novel Coronavirus (COVID-19)



Oregon Public Health Division

Published November 4, 2020

Facility name	County	First reported	Total cases <sup>a</sup>	Total deaths <sup>a</sup>
Total	-	-	784	47

<sup>a</sup>Case and death counts include all cases and deaths associated with the outbreak (e.g., staff, residents, close contacts)

**Table 6. Resolved outbreaks in care facilities, senior living communities and congregate living settings with three or more confirmed COVID-19 cases or one or more COVID-19 related death (n=159)**

Facility name	County	First reported	Total cases <sup>a</sup>	Total deaths <sup>a</sup>
Oregon Veterans' Home - Lebanon	Linn	3/11/2020	38	9
Vineyard Heights Assisted Living	Yamhill	3/16/2020	8	0
The Oaks at Sherwood Park	Marion	3/20/2020	14	1
Regency Park Senior Living	Washington	3/21/2020	16	1
Astor House Senior Living	Yamhill	3/22/2020	15	7
Healthcare at Foster Creek	Multnomah	3/24/2020	116	35
Oregon Veterans' Home - The Dalles	Wasco	3/26/2020	3	0
Salem Transitional Care	Marion	3/27/2020	26	3
Corvallis Manor Nursing & Rehabilitation Center	Benton	3/27/2020	21	3
Marion Estates	Marion	3/30/2020	16	1
Laurelhurst Village	Multnomah	3/30/2020	51	6
Village Health Care	Multnomah	4/1/2020	41	7
Avamere at Bethany	Washington	4/1/2020	10	1
Four Seasons Memory Care	Marion	4/2/2020	4	1
Jason Lee Manor Apartments	Marion	4/10/2020	2	1
Avamere Court at Keizer	Marion	4/11/2020	7	2
Powell Valley Memory Care	Multnomah	4/13/2020	10	2
Country Meadows Village	Marion	4/13/2020	8	3
Cornerstone Care Options	Multnomah	4/16/2020	16	0
Grove and Garden	Washington	4/17/2020	3	1
Countryside Living of Canby	Clackamas	4/19/2020	13	2

# COVID-19 Weekly Report

Oregon's Weekly Surveillance Summary  
Novel Coronavirus (COVID-19)



Oregon Public Health Division

Published November 4, 2020

Facility name	County	First reported	Total cases <sup>a</sup>	Total deaths <sup>a</sup>
St Andrews Memory Care	Multnomah	4/21/2020	3	0
Turner Residential Care	Marion	4/23/2020	3	1
Cherrywood Village	Multnomah	4/23/2020	6	1
Providence Benedictine Mt. Angel	Marion	4/27/2020	6	1
Prestige Senior Living Orchard Heights	Polk	4/30/2020	55	10
Prestige Senior Living Riverwood	Washington	5/2/2020	11	1
Parkview Christian Assisted Living	Multnomah	5/4/2020	9	1
Odd Fellows Home	Multnomah	5/4/2020	9	1
Jennings McCall Assisted Living	Washington	5/4/2020	9	2
Prestige Post-Acute and Rehabilitation Care Milwaukie	Clackamas	5/9/2020	11	3
Heartwood Place Memory Care	Marion	5/11/2020	2	1
Avamere Park Place	Washington	5/26/2020	6	0
High Lookee	Jefferson	5/26/2020	15	0
Bethesda Lutheran Communities	Washington	5/28/2020	3	0
Boone Ridge Senior Living	Marion	5/31/2020	6	1
Regent Court Memory Care	Benton	6/2/2020	8	1
The Springs at Willow Creek	Marion	6/2/2020	23	4
Brookdale River Valley Tualatin	Clackamas Washington	6/3/2020	13	0
Marquis Hope Village	Clackamas	6/4/2020	113	18
Springs at Carmen Oaks	Clackamas	6/8/2020	28	0
Brookstone Alzheimer's Special Care Center	Marion	6/8/2020	67	14
Mcloughlin Place Senior Living	Clackamas	6/12/2020	29	3
Marquis Oregon City	Clackamas	6/14/2020	23	4
Pacific Garden Alzheimer's Unit	Multnomah	6/15/2020	4	1
Avamere Rehabilitation of Newport	Lincoln	6/15/2020	51	7
Arcadia Senior Living	Multnomah	6/16/2020	10	1
Pacifica Senior Living	Multnomah	6/18/2020	18	1
Hidden Lakes Independent Living	Marion	6/18/2020	7	1
Laurelhurst Village Rehab	Multnomah	6/18/2020	3	1
The Springs at Wilsonville	Clackamas	6/18/2020	19	0
Redwood Heights Assisted Living	Marion	6/21/2020	2	1

# COVID-19 Weekly Report

Oregon's Weekly Surveillance Summary  
Novel Coronavirus (COVID-19)



Oregon Public Health Division

Published November 4, 2020

Facility name	County	First reported	Total cases <sup>a</sup>	Total deaths <sup>a</sup>
Grand Ronde Retirement Residence	Union	6/21/2020	3	0
Lakeview Senior Living	Lincoln	6/21/2020	3	0
Oswego Place by Bonaventure	Clackamas	6/22/2020	21	1
Pearl at Kruse Way	Clackamas	6/23/2020	10	0
Farmington Square Salem Assisted Living	Marion	6/23/2020	34	8
Hawthorne Gardens Senior Living Community	Multnomah	6/24/2020	26	5
Brookdale Assisted Living Ontario	Malheur	6/25/2020	37	5
Guardian Angel Homes	Umatilla Jefferson	6/26/2020	18	1
Avamere Rehab of Beaverton	Washington	6/28/2020	8	0
Providence ElderPlace Glendoveer	Multnomah	6/30/2020	3	0
Hillside Brookdale Independent Living	Yamhill	6/30/2020	12	0
EmpRes Hillsboro Health and Rehab Center	Washington	7/1/2020	25	0
Somerset Lodge	Clackamas	7/3/2020	5	0
Avamere Court at Keizer	Marion	7/5/2020	2	1
Gresham Post-Acute Care & Rehabilitation	Multnomah	7/6/2020	3	0
Capitol Manor	Polk	7/6/2020	9	0
Monterey Court Memory Care	Clackamas	7/7/2020	22	5
Cedar Village Assisted Living & Memory Care	Marion	7/9/2020	4	0
Marquis Mt. Tabor Post Acute Rehab	Multnomah	7/9/2020	7	0
Beaverton Lodge	Washington	7/10/2020	5	0
Avamere Rehabilitation of Coos Bay	Coos	7/10/2020	5	0
Mt. Bachelor Memory Care	Deschutes	7/11/2020	66	8
West Hills Health & Rehabilitation	Multnomah	7/13/2020	3	0
Hood River Care Center	Hood River	7/13/2020	4	0
Regency Hermiston Nursing and Rehab Center	Umatilla	7/13/2020	97	15
Mountain Park Memory Care	Clackamas	7/14/2020	34	4
The Grove and The Gardens	Washington	7/15/2020	3	0
Dorian Place Assisted Living	Malheur	7/15/2020	23	3

Data are provisional and subject to change.

Page 19 of 44

# COVID-19 Weekly Report

Oregon's Weekly Surveillance Summary  
Novel Coronavirus (COVID-19)



Oregon Public Health Division

Published November 4, 2020

Facility name	County	First reported	Total cases <sup>a</sup>	Total deaths <sup>a</sup>
Sun Terrace	Umatilla	7/15/2020	10	2
Bonaventure of Salem Assisted Living	Marion	7/16/2020	1	1
Brookdale Wilsonville	Clackamas	7/18/2020	7	1
The Suites Long Term Care Facility	Josephine	7/19/2020	3	0
Bend Transitional Care	Deschutes	7/19/2020	3	0
Forest Grove Rehabilitation & Care Center	Washington	7/19/2020	4	0
Miramont Pointe Assisted Living	Clackamas	7/19/2020	15	1
Tabor Crest	Multnomah	7/20/2020	24	3
Wellsprings Assisted Living	Malheur	7/20/2020	6	1
Cascade Terrace	Multnomah	7/21/2020	8	0
Friendship Health Center	Multnomah	7/21/2020	4	0
Terwilliger Plaza	Multnomah	7/21/2020	12	1
Farmington Square Beaverton	Washington	7/23/2020	14	3
Regency Park	Washington	7/23/2020	22	1
St. Andrew's Memory Care	Multnomah	7/23/2020	22	1
Rose Schnitzer Center for Living	Multnomah	7/24/2020	4	0
The Springs at Tanasbourne	Washington	7/26/2020	6	1
Marquis Forest Grove Assisted Living	Washington	7/28/2020	8	0
Laurel Parc Bethany Village	Washington	7/29/2020	6	0
Emerson House	Multnomah	7/29/2020	46	7
Waterford Grand	Lane	7/30/2020	3	0
Avamere Rehab of Oregon	Clackamas	7/30/2020	3	0
Pear Valley Senior Living	Jackson	7/30/2020	4	0
Rock of Ages	Yamhill	7/30/2020	38	2
Parkland Village	Yamhill	7/30/2020	4	1
Hillside Place	Lincoln	7/30/2020	28	4
The Taft House	Multnomah	7/30/2020	7	0
Fircrest	Yamhill	7/31/2020	2	1
O'Hara's Manor	Multnomah	7/31/2020	31	2
Dallas Retirement Village	Polk	7/31/2020	6	2
Avamere Crestview of Portland	Multnomah	8/1/2020	29	2
Murray Highland Memory Care	Washington	8/1/2020	35	7

# COVID-19 Weekly Report

Oregon's Weekly Surveillance Summary  
Novel Coronavirus (COVID-19)



Oregon Public Health Division

Published November 4, 2020

Facility name	County	First reported	Total cases <sup>a</sup>	Total deaths <sup>a</sup>
Creekside Rehabilitation and Nursing	Multnomah	8/1/2020	50	6
Prestige Senior Living Orchard Heights	Polk	8/3/2020	3	0
Morning Star Assisted Living and Memory Care	Washington	8/4/2020	21	9
Silvercreek Senior Living	Marion	8/5/2020	4	0
French Prairie Nursing and Rehab	Marion	8/5/2020	92	13
Life Care Rehabilitation	Yamhill	8/7/2020	21	1
Regency Village Prineville	Crook	8/8/2020	7	0
Meadowbrook Place Baker City	Baker	8/9/2020	27	2
Fernhill Estates	Multnomah	8/10/2020	3	0
Country Meadows Village	Marion	8/10/2020	8	0
Gracelen Terrace	Multnomah	8/10/2020	13	0
Ashley Manor Senior Living - Hermiston	Umatilla	8/13/2020	13	0
Lancaster Village	Marion	8/13/2020	7	1
Marquis Hope Village - Vintage Suites	Clackamas	8/13/2020	3	0
Marquis Mill Park Post Acute Rehab	Multnomah	8/14/2020	3	0
Mary's Woods Retirement Community	Clackamas	8/15/2020	5	0
Providence Benedictine Mt. Angel	Marion	8/17/2020	7	0
Springs Clackamas Woods	Clackamas	8/20/2020	3	0
Riverside Manor	Malheur	8/21/2020	3	1
Redwood Heights Assisted Living	Marion	8/22/2020	7	0
Windsor Health and Rehab	Marion	8/24/2020	7	0
Robinson Health and Rehab Center	Multnomah	8/25/2020	2	1
Evergreen Memory Care Facility	Lane	8/25/2020	40	13
Nyssa Gardens	Malheur	8/28/2020	9	0
Regency Redmond	Deschutes	8/28/2020	6	0
Prestige Post-Acute and Rehabilitation Care Milwaukie	Clackamas	8/31/2020	3	0
Avamere at Sandy	Clackamas	8/31/2020	9	0
Pioneer Place Assisted Living	Malheur	8/31/2020	40	2
Pacific Health and Rehab (EHCC)	Washington	9/5/2020	4	0
Melody Court Memory Care	Multnomah	9/5/2020	11	0

Data are provisional and subject to change.

Page 21 of 44



# COVID-19 Weekly Report

Oregon's Weekly Surveillance Summary  
Novel Coronavirus (COVID-19)



Oregon Public Health Division

Published November 4, 2020

Facility name	County	First reported	Total cases <sup>a</sup>	Total deaths <sup>a</sup>
The Springs at Willow Creek	Marion	9/9/2020	22	0
Heartwood Place Memory Care	Marion	9/10/2020	23	2
Flagstone Senior Living	Wasco	9/13/2020	51	13
West Hills Health & Rehabilitation	Multnomah	9/15/2020	3	0
Avamere at Three Fountains	Jackson	9/18/2020	4	0
Battlecreek Memory Care	Marion	9/18/2020	16	1
Rosewood Memory Care	Washington	9/20/2020	13	2
Springs at Veranda Park	Jackson	9/22/2020	5	0
Elder Health and Living	Lane	9/24/2020	5	0
Arbor at Avamere Court	Marion	9/26/2020	6	0
Saint Mary's Home for Boys	Washington	9/27/2020	23	0
Forum at Town Center - Happy Valley	Clackamas	9/29/2020	3	0
Avamere Riverpark of Eugene	Lane	10/2/2020	7	0
Timber Pointe Senior Living	Lane	10/2/2020	4	0
Hillside Brookdale Memory Care	Yamhill	10/5/2020	3	0
Ashley Manor Senior Living - Klamath Falls	Klamath	10/5/2020	5	0
Harvest Homes	Multnomah	10/6/2020	3	0
Total	-	-	2,544	333

<sup>a</sup>Case and death counts include all cases and deaths associated with the outbreak (e.g., staff, residents, close contacts)

## Weekly Workplace Outbreak Report

OHA is publishing data on cases in workplace outbreaks. Given a cluster of cases in space and time, within plausible incubation periods for the pathogen, OHA epidemiologists will consider cases to be related—i.e., part of a workplace outbreak—unless a more likely alternative source for acquisition is identified. Any suspected workplace outbreak is required to be reported to the local public health authority (see OAR 333-018-015). Local health department and tribal partners investigate to identify workplace outbreaks. This list of outbreaks will be updated as investigations continue, and we learn about epidemiologic links between cases. This list may not reflect all the workplace outbreaks in Oregon.

To protect privacy, OHA is only reporting workplace outbreaks with five or more cases and only for workplaces with at least 30 workers. If more than 50% of the workers are COVID-19 cases, specific case numbers will not be reported. Case counts include all persons linked to



# COVID-19 Weekly Report

Oregon's Weekly Surveillance Summary  
Novel Coronavirus (COVID-19)



Oregon Public Health Division

Published November 4, 2020

the outbreak, which may include household members and other close contacts. The list below includes active workplace outbreaks (Table 7), meaning that there has been a case within the past 28 days. Outbreaks that are resolved are moved to a separate table of resolved outbreaks (Table 8). Outbreaks are removed from the closed outbreak list after 56 days.

The presence of correctional facilities and food packing and agricultural worksites on this list highlights the challenges of controlling COVID-19 in settings where people must work or live in proximity. People of color are overrepresented in agricultural and correctional settings, contributing to the higher rates of COVID-19 observed in these groups. OHA publishes these data in response to public request, but with some concern that workers or staff members at these workplaces might be subject to discrimination.

State and local public health officials work intensively with staff at workplaces where outbreaks are identified to isolate sick workers, test and quarantine those who have been exposed and implement workplace changes to reduce risk of transmission. Unless otherwise noted, public health officials have determined that these workplaces, their workers and their products do not pose significant risk to the public. Workers of a business with a workplace outbreak should never be subjected to discrimination or excluded from patronizing other businesses. In fact, discriminating against workers or avoiding products might jeopardize the economic viability of essential local businesses.

Employers can support their workers with policies that ensure that ill workers are not in the workplace and are not penalized for taking sick leave. Employers should ensure that workers are aware of and understand these policies.

There have been 37 deaths and 8,605 cases associated with all workplace outbreaks that have been reported to date. To protect patient privacy, OHA does not report employee deaths by workplace. Cases that are associated with more than one workplace outbreak will be reported in the case count for all relevant workplace outbreaks.

**Table 7. Active workplace outbreaks with five or more confirmed COVID-19 cases (n=76)**

Workplace	Address	County <sup>a</sup>	Investigation start date	Most recent onset	Total cases
Snake River Correctional Institution	777 Stanton Blvd, Ontario, OR 97914	Malheur	6/24/2020	10/28/2020	529
Eastern Oregon Correctional Institution	2500 Westgate, Pendleton, OR 97801	Umatilla	7/8/2020	10/29/2020	465
Lamb Weston	78153 Westland Road, Hermiston, OR 97838	Umatilla	6/16/2020	10/25/2020	192

# COVID-19 Weekly Report

Oregon's Weekly Surveillance Summary  
Novel Coronavirus (COVID-19)



Oregon Public Health Division

Published November 4, 2020

Workplace	Address	County <sup>a</sup>	Investigation start date	Most recent onset	Total cases
Oregon State Correctional Institution	3405 Deer Park Dr SE, Salem	Marion	9/28/2020	10/20/2020	92
Amazon Troutdale	1250 NW Swigert Rd, Troutdale, OR 97060	Multnomah	5/21/2020	10/25/2020	81
Lamb Weston East	750 Columbia Ave NE, Boardman, OR 97818	Morrow	7/13/2020	10/19/2020	75
Walmart Distribution Center	2650 US-395, Hermiston, OR 97838	Umatilla	6/30/2020	10/24/2020	71
J. Frank Schmidt & Son Co.	9500 SE 327th Ave, Boring, OR 97009	Clackamas	7/28/2020	10/23/2020	63
Amy's Kitchen	441 W Antelope Rd, White City, OR 97503	Jackson	7/28/2020	10/29/2020	63
Planasa Oregon Operations, LLC	8383 Short Rd, Klamath Falls, OR 97603	Klamath	10/1/2020	10/9/2020	62
Salem Hospital	890 Oak Street SE, Salem, OR 97301	Marion	5/27/2020	10/30/2020	60
Good Shepherd Hospital	610 NW 11th St, Hermiston, OR 97838	Umatilla	7/16/2020	10/28/2020	56
Lamb Weston Boardman Pac Center	730 Columbia Ave NE, Boardman OR 97818	Morrow	7/1/2020	10/16/2020	50
Amazon Aumsville	4775 Depot Ct SE, Salem, OR 97317	Marion	5/21/2020	10/25/2020	47
Oregon State Hospital	2600 Center St NE, Salem, OR 97301	Marion	7/13/2020	10/23/2020	44
Fred Meyer Distribution Center	11500 OR 212, Clackamas, OR 97015	Clackamas	10/22/2020	10/29/2020	39
Georgia Pacific	30470 American Dr, Halsey, OR 97348	Linn	10/7/2020	10/23/2020	36
Don Pancho Authentic Mexican Food Work	3060 Industrial Way NE, Salem, OR 97301	Marion	7/19/2020	10/26/2020	30
SYGMA Network	13019 SE Jennifer St #404, Clackamas, OR 97015	Clackamas	9/24/2020	10/15/2020	22
Westside Drywall	2755 Pacific Hwy, Hubbard, OR 97032	Marion	8/21/2020	10/17/2020	20
Eagle Veneer, Inc	450 Lasalle St, Harrisburg, OR 97446	Linn	10/5/2020	10/11/2020	19
Freres Lumber	141 14th St, Lyons, OR 97358	Linn	8/16/2020	10/20/2020	19
BrucePac	380 S Pacific Hwy, Woodburn, OR 97071	Marion	6/4/2020	10/23/2020	17
J & J Snack Foods	103 E Depot St, Weston, OR 97886	Umatilla	7/30/2020	10/26/2020	17
Home Depot	300 W Harper Rd, Hermiston, OR 97838	Umatilla	7/24/2020	10/8/2020	16
White City VA Rehab Center & Clinics	8495 Crater Lake Hwy, White City, OR 97503	Jackson	9/23/2020	10/14/2020	16
Andersen Construction Co	2825 E Barnett Rd, Medford, OR 97504	Jackson	10/20/2020	10/24/2020	16
Ascentron	994 Antelope Rd, White City, OR 97503	Jackson	8/24/2020	10/12/2020	15

# COVID-19 Weekly Report

Oregon's Weekly Surveillance Summary  
Novel Coronavirus (COVID-19)



Oregon Public Health Division

Published November 4, 2020

Workplace	Address	County <sup>a</sup>	Investigation start date	Most recent onset	Total cases
North American Plants	9375 SE Warmington Rd, McMinnville, OR 97128	Marion	10/1/2020	10/14/2020	15
Roseburg VA Health Care System	913 NW Garden Valley Blvd, Roseburg, OR 97471	Douglas	9/18/2020	10/19/2020	13
Harry and David's	2800 S. Pacific Hwy, Medford, OR 97501	Jackson	10/15/2020	10/18/2020	12
Cardinal Glass Industries, Inc	3125 Neal Creek Mill Rd, Hood River, OR 97031	Hood River	10/7/2020	10/20/2020	12
Walmart	2051 Newmark Ave, Coos Bay, OR 97420	Coos	10/16/2020	10/18/2020	11
Costco	3075 Hamrick Rd, Central Point, OR 97502	Jackson	10/7/2020	10/30/2020	11
Travel Centers of America	790 NW Frontage Rd, Troutdale, OR 97060	Multnomah	10/7/2020	10/9/2020	10
Beaudry's Custom Woodworking	653 S Springbrook Rd, Newberg, OR, 97132	Yamhill	9/8/2020	10/23/2020	10
Vigor Industrial	5555 N Channel Ave, Portland, OR 97217	Multnomah	10/17/2020	10/10/2020	9
Yamhill County Mushrooms	7246 NW Lilac Hill Rd, Yamhill, OR 97148	Yamhill	10/12/2020	10/12/2020	9
Supermercados Mexico	970 SE Oak St, Hillsboro, OR 97123	Washington	10/20/2020	10/21/2020	9
Dutch Bros Coffee	660 N 1st St, Hermiston, OR 97838	Umatilla	10/26/2020	10/24/2020	9
Fred Meyer	14700 SE Division St, Portland, OR 97236	Multnomah	10/26/2020	10/24/2020	9
Lithia Chrysler Dodge Jeep RAM of Portland	633 NE 12th Ave, Portland, OR 97232	Multnomah	10/5/2020	10/10/2020	8
Jacobs Heating & Air Conditioning	4474 SE Milwaukie Ave, Portland, OR 97202	Multnomah	10/1/2020	10/10/2020	8
PacWest Drywall and Painting	1015 Molalla Ave, Oregon City, OR 97045	Clackamas	10/10/2020	10/19/2020	8
Jet Industries	1935 Silverton Rd NE, Salem, OR 97301	Marion	9/12/2020	10/22/2020	8
Trillium Family Services	3415 SE Powell Blvd, Portland, OR 97202	Multnomah	10/20/2020	10/25/2020	8
Harney Hospital	557 W Washington St, Burns, OR 97720	Harney	10/19/2020	10/23/2020	8
LBD Landscaping	20400 S Redland Rd, Oregon City, OR 97045	Clackamas	10/26/2020	10/21/2020	8
Townsend Farms	23303 NE Sandy Blvd, Fairview, OR 97024	Multnomah	10/26/2020	10/26/2020	8
City of Beaverton Police Department	6125 SW Hall Blvd, Beaverton, OR 97005	Washington	10/29/2020	10/27/2020	8

# COVID-19 Weekly Report

Oregon's Weekly Surveillance Summary  
Novel Coronavirus (COVID-19)



Oregon Public Health Division

Published November 4, 2020

Workplace	Address	County <sup>a</sup>	Investigation start date	Most recent onset	Total cases
Disdero Lumber Company	12301 SE Carpenter Dr, Clackamas, OR 97015	Clackamas	10/14/2020	10/9/2020	7
Dynalectric	2225 NW 20th Ave, Portland, OR 97209	Multnomah	10/15/2020	10/11/2020	7
Standard Multiwall Bag Manufacturing Co	1800 SW Merlo Dr, Beaverton, OR 97003	Washington	10/5/2020	10/11/2020	7
Target Distribution Center	875 Beta Dr SW, Albany, OR 97321	Linn	9/14/2020	10/25/2020	7
Talecris Plasma Resources	10115 SE Stark St, Portland, OR 97216	Multnomah	10/17/2020	10/23/2020	7
Terra Nova Nurseries, Inc	10051 S Macksburg Rd #9323, Canby, OR 97013	Clackamas	10/16/2020	10/24/2020	7
AM-1 Roofing	52 SE 9th St, Bend, OR 97702	Deschutes	10/28/2020	10/26/2020	7
OrePac Building Products	30170 SW Orepac Ave, Wilsonville, OR 97070	Clackamas	10/30/2020	10/27/2020	7
Teufel Holly Farms, Inc	35600 NW Zion Church Rd, Cornelius, OR 97113	Washington	10/29/2020	10/28/2020	7
Diamond Fruit Growers	3515 Chevron Dr, Hood River, OR 97031	Hood River	10/7/2020	10/7/2020	6
KFK Seasonings	2753 NE Riverside Way, Portland, OR 97211	Multnomah	10/14/2020	10/20/2020	6
Mary's Harvest Fresh Foods	2705 NE Argyle St, Portland, OR 97211	Multnomah	10/16/2020	10/22/2020	6
Bailey Nurseries	9855 NW Pike Rd, Yamhill, OR 97148	Yamhill	9/27/2020	10/16/2020	6
DMH, Inc	3802 24th Ave, Forest Grove, OR 97116	Washington	10/24/2020	10/22/2020	6
Reser's Fine Foods	6999 NE Century Blvd, Hillsboro, OR 97124	Washington	10/30/2020	10/24/2020	6
Roseburg Forest Products	10599 Old Hwy 99 S, Winston, OR 97496	Douglas	10/8/2020	10/9/2020	5
McMinnville Water & Light	855 NE Marsh Ln, McMinnville, OR 97218	Yamhill	10/6/2020	10/11/2020	5
Lebanon Community Hospital	525 Santiam Hwy SE, Lebanon, OR 97355	Linn	9/29/2020	10/8/2020	5
Evergreen Family Medicine	2570 NW Edenbower Blvd, Roseburg, OR 97471	Douglas	10/15/2020	10/20/2020	5
Salem Clinic	2020 Capitol Street NE, Salem, OR 97301	Marion	10/13/2020	10/20/2020	5
Organically Grown Co	20078 NE Sandy Blvd, Portland, OR 97230	Multnomah	10/9/2020	10/14/2020	5
McDonald's	15960 SE 82nd Dr, Clackamas, OR 97015	Clackamas	10/6/2020	10/19/2020	5

# COVID-19 Weekly Report

Oregon's Weekly Surveillance Summary  
Novel Coronavirus (COVID-19)



Oregon Public Health Division

Published November 4, 2020

Workplace	Address	County <sup>a</sup>	Investigation start date	Most recent onset	Total cases
Oregon Health & Science University	3181 SW Sam Jackson Park Rd, Portland, OR 97239	Multnomah	10/21/2020	10/24/2020	5
Loen Nursery	6803 Kinns Rd NE, Woodburn, OR 97071	Marion	9/28/2020	10/26/2020	5
St. Charles Bend	2500 NE Neff Rd, Bend, OR 97701	Deschutes	10/23/2020	10/27/2020	5
Clint Newell Auto Group	1481 NE Stephens St, Roseburg, OR 97470	Douglas	10/31/2020	10/31/2020	5

<sup>a</sup>County of workplace. COVID-19 cases may reside in multiple counties.

**Table 8. Recently resolved workplace outbreaks with five or more confirmed COVID-19 cases (n=43)**

Workplace	Address	County <sup>a</sup>	Investigation start date	Most recent onset	Total cases
Two Rivers Correctional Institution	82911 Beach Access Rd, Umatilla, OR 97882	Umatilla	6/24/2020	10/2/2020	128
Pacific Seafood	450 NE Skipanon Dr, Warrenton, OR 97146	Clatsop	9/15/2020	9/25/2020	94
Walmart	1350 N 1st St, Hermiston, OR 97838	Umatilla	7/9/2020	9/23/2020	57
Columbia River Processing (TCCA)	79588 Rippe Rd, Boardman, OR 97013	Morrow	6/16/2020	9/27/2020	41
Smith Frozen Foods, Inc.	101 E Depot St, Weston, OR 97886	Umatilla	7/24/2020	9/21/2020	39
McDonald's	245 Barnett Rd, Medford, OR 97504	Jackson	9/6/2020	9/16/2020	28
Threemile Canyon Farms	75906 Threemile Rd, Boardman, OR 97818	Morrow	6/30/2020	9/24/2020	27
New Season Foods, Inc	2329 Yew St, Forest Grove, OR 97116	Washington	9/23/2020	9/28/2020	21
Triplett Wellman, Inc	14650 SW 97th Ave, Tigard, OR 97224	Washington	9/29/2020	9/20/2020	20
Beaverton Toyota	4300 SW Murray Blvd, Beaverton, OR 97005	Washington	8/27/2020	9/13/2020	19
Gingerich Farms	29995 S Elisha Rd, Canby, OR 97013	Clackamas	8/18/2020	9/13/2020	18
Oregon Potato Company	650 Columbia Ave NE, Boardman, OR 97818	Morrow	6/26/2020	9/19/2020	18
Seneca Sawmill Co	22476 Fir St, Noti, OR 97461	Lane	9/23/2020	10/4/2020	18
CabDoor	2900 Pringle Rd SE Ste #150, Salem, OR 97302	Marion	7/24/2020	10/3/2020	17
Oregon Beverage Recycling Cooperative	2105 W Broadway, Eugene, OR 97402	Lane	9/19/2020	10/6/2020	17
Pacific Coast Fruit	201 NE 2nd Ave Ste 100, Portland, OR 97232	Multnomah	6/22/2020	10/5/2020	16
Mercy Medical Center	2700 NW Stewart Pkwy, Roseburg, OR 97471	Douglas	9/25/2020	10/5/2020	15

Data are provisional and subject to change.

Page 27 of 44



# COVID-19 Weekly Report

Oregon's Weekly Surveillance Summary  
Novel Coronavirus (COVID-19)



Oregon Public Health Division

Published November 4, 2020

Workplace	Address	County <sup>a</sup>	Investigation start date	Most recent onset	Total cases
Timber Products Company	25 E McAndrews Rd, Medford, OR 97501	Jackson	8/19/2020	9/14/2020	14
MHA Resource Company	5120 NE 42nd Ave, Portland, OR 97218	Multnomah	9/12/2020	9/30/2020	14
Eugene Water and Electric Board	500 E 4th Ave, Eugene, OR 97402	Lane	9/27/2020	9/28/2020	13
Boardman Foods Inc	71320 Columbia Blvd, Boardman, OR 97818	Morrow	7/12/2020	9/23/2020	12
Coffee Creek Correctional Facility	24499 SW Grahams Ferry Rd, Wilsonville, OR 97070	Washington	9/15/2020	9/30/2020	12
Lowes Distribution Center	1001 Reeves Pkwy, Lebanon, OR 97355	Linn	9/17/2020	10/6/2020	12
Beef Northwest Feeders	66407 Taggares Ln, Boardman, OR 97818	Morrow	8/10/2020	9/22/2020	11
Chick-fil-A	12520 SE 93rd Ave, Clackamas, OR 97015	Clackamas	9/28/2020	10/2/2020	11
SDLA Courier Service	15000 N Lombard St, Portland, OR 97203	Multnomah	8/4/2020	10/2/2020	11
Willamette Valley Pie Company	1651 Eska Way, Silverton, OR 97381	Marion	8/9/2020	9/13/2020	10
Essex General Construction	1604 NE Glisan St, Portland, OR 97232	Multnomah	9/24/2020	9/23/2020	10
Oregon Spice Company	13320 NE Jarrett St, Portland, OR 97230	Multnomah	7/31/2020	10/4/2020	10
Ranch and Home	2500 S Hwy 395, Hermiston, OR 97838	Umatilla	9/3/2020	9/10/2020	9
Amalgamated Sugar	105 E Main Street, Nyssa, OR 97913	Malheur	8/21/2020	9/14/2020	9
Flexpack Corporation	1006 SE 9th St, Bend, OR 97702	Deschutes	9/28/2020	9/28/2020	9
Bailey Nurseries	14301 SE Wallace Rd, Dayton, OR 97114	Yamhill	9/9/2020	9/9/2020	8
Nissan of Salem	2755 Mission St SE, Salem, OR 97302	Marion	9/14/2020	9/15/2020	8
LMC Construction	11090 SW 68th Pkwy, Tigard, OR 97223	Washington	10/8/2020	10/3/2020	8
Panda Express Keizer	2675 Jorie Lane NE, Keizer, OR 97303	Marion	9/11/2020	9/21/2020	7
GEM Equipment of Oregon, Inc	1010 North Main St, Mount Angel, OR 97362	Marion	9/23/2020	9/23/2020	7
Dennis Uniform	135 SE Hawthorne Blvd, Portland, OR 97214	Multnomah	8/11/2020	9/28/2020	7
All Trades General Contractors	4945 NE 109th Ave, Portland, OR 97220	Multnomah	10/6/2020	10/5/2020	7
Leupold & Stevens, Inc	14400 NW Greenbriar Pkwy, Beaverton, OR 97006	Washington	10/6/2020	10/5/2020	7
Skanska USA Building, Inc	1100 Klaskanine Ave, Astoria, OR 97103	Clatsop	9/14/2020	9/12/2020	6
Ardent Mills	21151 SW 115th Ave, Tualatin, OR 97062	Washington	9/20/2020	9/15/2020	6
Kingsford Charcoal Manufacturing	3315 Marcola Rd, Springfield, OR 97477	Lane	9/23/2020	9/23/2020	6

# COVID-19 Weekly Report

Oregon's Weekly Surveillance Summary  
Novel Coronavirus (COVID-19)



Oregon Public Health Division

Published November 4, 2020

Workplace	Address	County <sup>a</sup>	Investigation start date	Most recent onset	Total cases
ValleyScapes	14577 SE Anderson Rd, Damascus, OR 97089	Washington	8/11/2020	9/24/2020	6
BedMart	10200 SW Commerce Cir, Wilsonville, OR 97070	Clackamas	10/1/2020	10/4/2020	6
Fleetwood Homes	2655 Progress Way, Woodburn, OR 97071	Marion	9/18/2020	10/6/2020	6
The Nile Gentlemen's Club	1030 OR-99, Eugene, OR 97402	Lane	9/21/2020	9/18/2020	5
River Lodge and Grill	6 Marine Dr NE, Boardman, OR 97818	Morrow	8/10/2020	9/22/2020	5
Roseburg Forest Products	3064 Riddle Bypass, Riddle, OR 97469	Douglas	9/11/2020	9/16/2020	5
Do It Best	333 S Woodland Ave, Woodburn, OR 97071	Marion	9/20/2020	9/23/2020	5
WARN Industries	12900 SE Capps Road, Clackamas, OR 97015	Clackamas	9/4/2020	9/24/2020	5
Wells Fargo Bank	6305 NE Bennett St, Hillsboro, OR 97214	Washington	10/14/2020	9/25/2020	5
Pacific NW Marble & Granite	2840 Industrial Ave, Hubbard, OR 97032	Marion	9/26/2020	9/26/2020	5
Culver Glass Company	2619 NW Industrial St, Portland, OR 97210	Multnomah	9/10/2020	10/5/2020	5
Artisan Dental Lab	2532 SE Hawthorne Blvd, Portland, OR 97214	Multnomah	10/8/2020	10/3/2020	5

## Weekly Child Care Outbreak Report

OHA is publishing data on cases in child care settings. Given a cluster of cases in space and time, within plausible incubation periods for the pathogen, OHA epidemiologists will consider cases to be related—i.e., part of a child care outbreak—unless a more likely alternative source for acquisition is identified. Any suspected child care outbreak is required to be reported to the local public health authority (see OAR 333-018-015). Local health department and tribal partners investigate to identify outbreaks in these settings. This list of outbreaks will be updated as investigations continue, and as we learn about epidemiologic links between cases. This list may not reflect all of the outbreaks in child care settings in Oregon.

As of September 23, 2020, OHA will report child care outbreaks with 2 or more cases in child care settings with the capacity for more than 16 students. Previously, OHA reported child care outbreaks with five or more cases and in settings with at least 30 students. Case counts include all persons linked to the outbreak, which may include household members or other close contacts. The list below includes active child care outbreaks (Table 9), meaning that



# COVID-19 Weekly Report

Oregon's Weekly Surveillance Summary  
Novel Coronavirus (COVID-19)



Oregon Public Health Division

Published November 4, 2020

there has been a case within the past 28 days. Outbreaks that are resolved will be moved to a separate table (Table 10) of resolved outbreaks. Outbreaks will be removed from the list of resolved outbreaks after 56 days. In addition to the 12 outbreaks listed below, there is one outbreak in a day care center that has a capacity of 16 or fewer children.

**Table 9. Child care facilities reporting active COVID-19 outbreaks (n=16)**

Facility	Address	County	Investigation start date	Most recent onset	Total cases
Trinity Early Learning Center	552 NE Killingsworth St, Portland OR 97218	Multnomah	10/7/2020	10/7/2020	4
Kindercare	2506 Oakmont Way, Eugene, OR 97401	Lane	10/11/2020	10/11/2020	3
Oregon Child Development Center-Ontario	482 SE 3rd St, Ontario, OR 97914	Malheur	09/05/2020	10/11/2020	6
KLA School of Hillsboro	1855 NE 48th Ave, Hillsboro, OR 97124, Hillsboro, OR 97124	Washington	10/13/2020	10/12/2020	5
Oregon Child Development Center-Malheur	308 E 2nd St, Nyssa, OR 97913	Malheur	09/16/2020	10/12/2020	7
Community Action Head Start - Buena Crest	8485 River Rd N, Keizer, OR 97303	Marion	10/15/2020	10/13/2020	2
Gresham Kinder Care	2180 NE Division St, Gresham, OR 97030	Multnomah	10/16/2020	10/14/2020	2
Kings Kids	3990 NW 1st, Gresham, OR 97030	Multnomah	10/08/2020	10/14/2020	4
Kids Inc	821 N. Riverside Ave., Medford, OR 97501	Jackson	10/23/2020	10/19/2020	2
Punkin Seed Preschool	305 S 5th st , Lebanon, OR 97355	Linn	10/30/2020	10/23/2020	2
Animal House Day Care	2740 W Main St, Medford, OR 97501	Jackson	10/19/2020	10/24/2020	13
Oregon Child Development Coalition	2727 SE Anderson Rd Gresham OR 97080	Multnomah	10/26/2020	10/24/2020	4
The Goddard School	5210 S Corbett Ave, Portland, OR 97239	Multnomah	10/19/2020	10/27/2020	7
Valley Catholic School Early Learning Center - St. Mary's	4450 SW St Marys Dr, Beaverton, OR 97078	Washington	10/28/2020	10/27/2020	2

# COVID-19 Weekly Report

Oregon's Weekly Surveillance Summary  
Novel Coronavirus (COVID-19)



Oregon Public Health Division

Published November 4, 2020

Facility	Address	County	Investigation start date	Most recent onset	Total cases
Harney Kids Club	267 S. Egan, Burns, OR 97220	Harney	10/26/2020	10/27/2020	6
Howard Head Start	790 Howard Ave, Eugene, OR 97404	Lane	11/2/2020	10/28/2020	2

**Table 10. Recently resolved child care facilities reporting recently resolved COVID-19 outbreaks (n=9).**

Facility	Address	County	Investigation start date	Most recent onset	Total cases
Mari's Place Childcare	865 NW Reiman Ave, Corvallis, OR 97266	Benton	09/04/2020	08/26/2020	3
Faces of America Daycare	1687 Summer Street, Salem, OR 97756	Marion	08/24/2020	08/26/2020	5
Blue Skies and Butterflies Daycare	15760 SW Davis Rd, Beaverton, OR 97351	Washington	09/08/2020	09/09/2020	3
Little Village Learning Center	445 High St SE #140, Salem, OR 97761	Marion	09/07/2020	09/14/2020	22
Adventure Club Daycare	4646 Barger Dr, Eugene, OR 97030	Lane	09/21/2020	09/18/2020	5
Gresham Heights Learning	4400 SW 11th St, Gresham, OR 97060	Multnomah	9/21/2020	9/26/2020	7
South Lake Preschool	1555 SW Borland Rd, West Linn, OR 97068	Clackamas	10/1/2020	10/1/2020	6
The Children's Garden	2035 NW Front Ave Suite 100, Portland OR 97209	Multnomah	10/2/2020	10/5/2020	3
New Dream Family Center	1295 W 18th Ave, Eugene, OR 97402	Lane	9/29/2020	10/5/2020	13

## Weekly COVID-19 and Kindergarten-12<sup>th</sup> Grade School Report

OHA is publishing data on COVID-19 cases associated with schools that offer in-person instruction. This is to inform the public of potential COVID-19 exposure and to provide transparency surrounding COVID-19 in schools. School is defined as any place of learning for students from kindergarten through twelfth grade, or a subset, with at least 30 students enrolled. This includes, but is not limited to, public schools, private schools, parochial and charter schools. Staff is defined as any person who works full time or part-time at the school, regardless of their position. A volunteer is defined as any person who volunteers onsite. Cases are reported if they worked or attended school (either for class or other activities like a sports practice) during their exposure or infectious period.

Data are provisional and subject to change.

Page 31 of 44

# COVID-19 Weekly Report

Oregon's Weekly Surveillance Summary  
Novel Coronavirus (COVID-19)



Oregon Public Health Division

Published November 4, 2020

Table 11 below includes all schools that have 1 or more cases of COVID-19 in students or staff/volunteers where the most recent onset occurred within the past 28 days. Schools that have 1 or more cases of COVID-19 in students or staff/volunteers where the most recent onset occurred more than 28 days ago will be moved to a separate table. Archived schools with COVID-19 cases, defined as a school with no new cases for 56 days after the last case's onset, will be removed from the COVID-19 Weekly Report.

**Table 11. Schools with recent COVID-19 Cases (n=24)**

School name	Address	County	Students	Staff/ volunteer	Most recent onset
The Siskiyou School	631 Clay St, Ashland OR 97520	Jackson	0	1	9/30/2020
Hamilton Creek School	32135 Berlin Rd, Lebanon, OR 97355	Linn	0	1	10/9/2020
Sunset Elementary School	245 S Cammann st, Coos Bay, OR 97420	Coos	1	0	10/11/2020
Livingston Adventist Academy	5771 Fruitland Rd NE, Salem, OR 97317	Marion	2	0	10/11/2020
Hillside Elementary School	185 E Main St., Eagle Point, OR 97524	Jackson	0	2	10/12/2020
St John Fisher School	4567 SW Nevada St, Portland, OR 97219	Multnomah	1	0	10/13/2020
Sherwood Heights Elementary School	3235 SW Nye Ave, Pendleton, OR 97801	Umatilla	0	1	10/13/2020
Waldorf School Bend	2150 NE Studio Rd #2, Bend, OR 97701	Deschutes	4	4	10/15/2020
Sandstone Middle School	400 NE 10th St, Hermiston, OR 97838	Umatilla	0	1	10/17/2020
North Bend High School	2323 Pacific St, North Bend, OR 97459	Coos	0	3	10/18/2020
South Umpqua High School	501 Chadwick Ln, Myrtle Creek, OR 97457	Douglas	1	1	10/21/2020
Pilot Rock High School	101 NE Cherry St, Pilot Rock, OR 97868	Umatilla	0	1	10/21/2020
Tri-City Elementary School	546 Chadwick Ln, Myrtle Creek, OR 97457	Douglas	1	0	10/22/2020
Hanby Middle School	806 6th Ave, Gold Hill, OR 97525, Gold Hill, OR 97525	Jackson	0	1	10/23/2020

# COVID-19 Weekly Report

Oregon's Weekly Surveillance Summary  
Novel Coronavirus (COVID-19)



Oregon Public Health Division

Published November 4, 2020

School name	Address	County	Students	Staff/ volunteer	Most recent onset
Madison Elementary School	400 Madison St , Coos Bay, OR 97420	Coos	2	0	10/24/2020
Seven Peaks School	196660 Mountaineer Way, Bend, OR 97702	Deschutes	0	2	10/24/2020
Crater High School	655 N 3rd St, Central Point, OR 97502	Jackson	1	0	10/24/2020
Forest Hills Lutheran Christian School	4221 SW Golf Course Road, Cornelius, OR 97113	Washington	1	1	10/24/2020
Irrigon Junior Senior High School	315 E Wyoming St, Irrigon, OR 97844	Morrow	1	2	10/26/2020
Forest Grove High School	1401 Nichols Ln., Forest Grove, OR 97118	Washington	1	0	10/28/2020
German International School	3900 SW Murray Blvd. Beaverton, OR 97005, Beaverton, OR 97005	Washington	1	0	10/30/2020
Green Elementary School	4498 Carnes Rd, Roseburg, OR 97471	Douglas	0	1	10/30/2020
Wallowa High School	315 1st St, Wallowa, OR 97885	Wallowa	3	1	10/30/2020
Sutherlin East Elementary School	323 E 3 <sup>rd</sup> Ave, Sutherlin, OR 97479	Douglas	3	1	10/31/2020

**Table 12. Schools with recently resolved COVID-19 Cases (n=20)**

School name	Address	County	Students	Staff/ volunteer	Most recent onset
St. Mary's Academy	1112 Cherry Heights Rd, The Dalles, OR 97058	Wasco	1	3	9/4/2020
Kennedy Elementary	2860 N Keene Way Dr, Medford, OR 97504	Jackson	0	1	9/14/2020
Kingsview Christian School	1850 Clark St, North Bend, OR 97459	Coos	2	0	9/17/2020
Kalmiopsis Elementary School	650 Easy St, Brookings, OR 97415	Curry	1	0	9/18/2020
Roosevelt Elementary School	1212 Queen Anne Ave, Medford, OR 97504	Jackson	0	1	9/19/2020
Four Rivers Community School	2449 SW 4th Ave, Ontario, OR 97914	Malheur	0	4	9/20/2020

# COVID-19 Weekly Report

Oregon's Weekly Surveillance Summary  
Novel Coronavirus (COVID-19)



Oregon Public Health Division

Published November 4, 2020

Hedrick Middle School	1501 E Jackson St, Medford, OR 97504	Jackson	0	1	9/22/2020
Vale Elementary School	403 E Street West, Vale, OR 97918	Malheur	0	1	9/22/2020
A C Houghton Elementary School	1105 N Main Ave NE, Irrigon, OR 97844	Morrow	2	0	9/25/2020
South Medford High School	1551 Cunningham Ave, Medford, OR 97501	Jackson	0	1	9/26/2020
Nyssa High School	824 Adrian Blvd, Nyssa, OR 97913	Malheur	1	4	9/30/2020
Nyssa Middle School	101 S 11th St, Nyssa, OR 97913	Malheur	0	4	9/30/2020
Nyssa Elementary School	809 Bower Ave, Nyssa, OR 97913	Malheur	1	3	10/5/2020
Amity Elementary School	300 Rice Lane, Amity, OR 97101	Yamhill	1	0	9/30/2020
Griffin Creek Elementary	2430 Griffin Creek Rd, Medford, OR 97501	Jackson	0	1	9/30/2020
Elgin High School	1400 Birch St, Elgin, OR 97827	Union	0	1	10/2/2020
Stella Mayfield Elementary	1111 Division St, Elgin, OR 97827	Union	0	1	10/2/2020
Heppner Elementary School	235 Stansbury St, Heppner, OR 97836	Morrow	2	0	10/2/2020
Thurston Elementary School	7345 Thurston Rd, Springfield, OR 97478	Lane	0	1	9/30/2020

## Weekly COVID-19 Hospitalizations

OHA is publishing data on the number of COVID-19 hospitalizations by hospital in the prior week; data are from HOSCAP. Table 13 lists all hospitals which, at some time during the week reported, had 10 or more suspected/confirmed COVID-19 patients. The left column shows the highest number of suspected and confirmed COVID-19 hospitalized patients for each hospital between 10/26/2020 and 11/01/2020. The right column shows the highest number of confirmed COVID-19 patients hospitalized during the same time period.

**Table 13. Hospitals reporting 10 or more COVID-19 patients.**

Hospital	Maximum Patients (Suspected and confirmed)	Maximum Patients (Confirmed only)
Salem Health Hospital	29	20
Providence Portland Medical Center	19	15
Legacy Mount Hood Medical Center	17	10

Data are provisional and subject to change.

# COVID-19 Weekly Report

Oregon's Weekly Surveillance Summary  
Novel Coronavirus (COVID-19)



Oregon Public Health Division

Published November 4, 2020

Kaiser Permanente Westside Medical Center	16	16
Providence St. Vincent Medical Center	15	13
OHSU Hospital	15	10
PeaceHealth Sacred Heart MC at Riverbend	14	14
Good Samaritan Regional Medical Center	14	<10
Legacy Emanuel Medical Center	13	<10
Hillsboro Medical Center	12	<10
Adventist Health Portland	11	10
Legacy Good Samaritan Medical Center	11	<10
Legacy Meridian Park Hospital	10	<10
St. Charles Bend	10	<10

The hospitals listed in Table 14 reported 1–9 suspected or confirmed COVID-19 patients 10/26/2020 through 11/01/2020. Hospitals not listed in either table did not report any suspected or confirmed patients during the week.

**Table 14. Hospitals reporting 1–9 COVID-19 patients.**

Hospital
Asante Ashland Community Hospital
Asante Rogue Regional Medical Center
Asante Three Rivers Medical Center
Bay Area Hospital
Good Shepherd Health Care System
Kaiser Permanente Sunnyside Medical Center
Lake District Hospital
Legacy Silverton Medical Center
McKenzie-Willamette Medical Center
Mercy Medical Center
Mid-Columbia Medical Center
OHSU Doernbecher Children's Hospital
Providence Hood River Memorial Hospital

Data are provisional and subject to change.

Page 35 of 44



# COVID-19 Weekly Report

Oregon's Weekly Surveillance Summary  
Novel Coronavirus (COVID-19)



Oregon Public Health Division

Published November 4, 2020

Hospital
Providence Medford Medical Center
Providence Milwaukie Hospital
Providence Newberg Medical Center
Providence Seaside Hospital
Providence Willamette Falls Medical Center
Randall Children's Hospital at Legacy Emanuel
Samaritan Albany General Hospital
Samaritan Lebanon Community Hospital
Sky Lakes Medical Center
St. Alphonsus Medical Center - Ontario
St. Anthony Hospital
VA Portland Health Care System
Walla Walla Memorial Hospital
Willamette Valley Medical Center

## Cases by ZIP Code

OHA is publishing data on cases at the ZIP code level (Table 15). To protect patient privacy, ZIP codes with small populations or small numbers of cases will be aggregated. Cases from ZIP codes with fewer than 1,000 people will be reported as one number. ZIP codes that have fewer than 10 cases will be reported as "1-9". ZIP codes with no cases will have a "0". ZIP code populations were retrieved from the 2010 US Census Bureau ZIP Code Tabulation Area.

**Table 15. COVID-19 cases by ZIP code**

ZIP code	Case count	Cases per 100,000
97002	66	1173.8
97003	332	1282.6
97004	28	638.1
97005	412	1654.2
97006	524	831.3
97007	472	705.0
97008	269	928.6
97009	99	1275.4
97013	365	1608.8



# COVID-19 Weekly Report

Oregon's Weekly Surveillance Summary  
Novel Coronavirus (COVID-19)



Oregon Public Health Division

Published November 4, 2020

ZIP code	Case count	Cases per 100,000
97014	1-9	n/a
97015	287	1470.2
97016	37	608.3
97017	10	342.2
97018	14	717.2
97019	40	1265.4
97021	1-9	n/a
97022	35	940.4
97023	74	752.6
97024	302	2948.6
97026	148	3879.4
97027	79	651.2
97030	727	1981.3
97031	224	1219.0
97032	129	2558.0
97034	114	603.0
97035	138	577.1
97038	143	946.2
97040	10	803.9
97041	42	1490.9
97042	25	855.3
97045	450	876.2
97048	57	851.9
97049	1-9	n/a
97051	89	557.7
97053	10	308.0
97054	1-9	n/a
97055	118	680.1
97056	59	513.2
97058	328	1653.4
97060	396	1865.6
97062	399	1454.4
97063	1-9	n/a
97064	15	433.0
97067	14	654.8

# COVID-19 Weekly Report

Oregon's Weekly Surveillance Summary  
Novel Coronavirus (COVID-19)



Oregon Public Health Division

Published November 4, 2020

ZIP code	Case count	Cases per 100,000
97068	146	515.8
97070	214	1021.1
97071	1277	4433.6
97078	335	1563.2
97080	753	1841.6
97086	350	1345.6
97089	138	1151.3
97101	32	843.4
97103	84	498.3
97106	38	835.2
97107	1-9	n/a
97110	1-9	n/a
97111	27	855.5
97112	1-9	n/a
97113	404	2854.1
97114	64	1344.0
97115	39	942.3
97116	437	1813.0
97119	29	656.1
97121	12	867.7
97123	821	1843.4
97124	510	1054.8
97127	45	1203.2
97128	535	1480.3
97131	1-9	n/a
97132	237	838.1
97133	18	450.0
97136	1-9	n/a
97137	11	841.6
97138	40	399.2
97140	134	570.8
97141	47	357.7
97146	98	1659.6
97148	23	675.3
97201	108	697.5

# COVID-19 Weekly Report

Oregon's Weekly Surveillance Summary  
Novel Coronavirus (COVID-19)



Oregon Public Health Division

Published November 4, 2020

ZIP code	Case count	Cases per 100,000
97202	228	588.2
97203	449	1446.4
97204	12	1158.3
97205	35	455.3
97206	428	899.2
97209	202	1351.2
97210	59	541.9
97211	266	851.1
97212	122	505.7
97213	202	691.3
97214	182	764.3
97215	134	818.3
97216	240	1539.1
97217	276	877.9
97218	254	1744.4
97219	261	674.3
97220	460	1614.3
97221	70	601.9
97222	319	912.0
97223	383	820.1
97224	267	857.9
97225	187	773.5
97227	47	1221.7
97229	339	582.3
97230	781	1964.7
97231	24	560.7
97232	78	679.9
97233	1175	2984.7
97236	1021	2770.5
97239	120	848.1
97266	536	1609.6
97267	276	895.0
97301	1089	2034.8
97302	337	907.6
97303	610	1577.7

# COVID-19 Weekly Report

Oregon's Weekly Surveillance Summary  
Novel Coronavirus (COVID-19)



Oregon Public Health Division

Published November 4, 2020

ZIP code	Case count	Cases per 100,000
97304	376	1321.4
97305	1082	2693.2
97306	338	1235.4
97317	429	1761.4
97321	197	790.3
97322	308	904.8
97324	1-9	n/a
97325	58	876.9
97327	1-9	n/a
97330	220	530.5
97331	29	1204.3
97333	101	472.5
97338	86	429.0
97341	1-9	n/a
97344	1-9	n/a
97347	10	532.5
97348	1-9	n/a
97351	134	1300.1
97352	28	499.6
97355	229	800.3
97358	1-9	n/a
97360	1-9	n/a
97361	91	808.3
97362	75	1728.9
97365	332	3090.1
97366	10	684.9
97367	97	1030.2
97368	1-9	n/a
97370	52	628.7
97374	34	645.7
97375	16	1278.0
97376	1-9	n/a
97378	34	382.8
97380	13	530.8
97381	165	1121.6

# COVID-19 Weekly Report

Oregon's Weekly Surveillance Summary  
Novel Coronavirus (COVID-19)



Oregon Public Health Division

Published November 4, 2020

ZIP code	Case count	Cases per 100,000
97383	98	1022.2
97385	31	951.8
97386	46	339.1
97389	16	954.7
97391	28	524.0
97392	53	1021.0
97394	10	215.4
97396	10	317.1
97401	544	1342.5
97402	386	766.8
97403	168	1445.5
97404	224	694.5
97405	154	344.9
97408	92	785.6
97411	1-9	n/a
97415	50	355.8
97417	1-9	n/a
97419	1-9	n/a
97420	141	513.2
97423	17	249.7
97424	77	437.6
97426	41	422.0
97431	1-9	n/a
97435	1-9	n/a
97437	1-9	n/a
97438	10	839.6
97439	34	237.0
97442	1-9	n/a
97443	1-9	n/a
97444	1-9	n/a
97446	52	1080.6
97448	67	547.2
97449	1-9	n/a
97452	1-9	n/a
97454	1-9	n/a

# COVID-19 Weekly Report

Oregon's Weekly Surveillance Summary  
Novel Coronavirus (COVID-19)



Oregon Public Health Division

Published November 4, 2020

ZIP code	Case count	Cases per 100,000
97455	18	709.2
97456	13	435.5
97457	47	460.4
97458	1-9	n/a
97459	85	603.0
97462	16	406.3
97463	15	386.9
97465	1-9	n/a
97467	1-9	n/a
97469	1-9	n/a
97470	73	365.3
97471	100	343.6
97477	224	607.5
97478	260	702.5
97479	62	652.3
97487	50	591.8
97488	1-9	n/a
97495	1-9	n/a
97496	19	248.9
97497	0	0
97498	1-9	n/a
97499	1-9	n/a
97501	657	1559.9
97502	217	783.6
97503	229	2175.2
97504	395	888.8
97520	114	465.9
97523	15	239.5
97524	114	788.4
97525	26	565.1
97526	114	333.3
97527	109	323.3
97530	29	419.3
97532	1-9	n/a
97535	33	653.9



# COVID-19 Weekly Report

Oregon's Weekly Surveillance Summary  
Novel Coronavirus (COVID-19)



Oregon Public Health Division

Published November 4, 2020

ZIP code	Case count	Cases per 100,000
97537	24	346.9
97538	1-9	n/a
97539	11	330.4
97540	62	781.8
97541	1-9	n/a
97544	0	0
97601	149	663.4
97603	200	677.4
97623	1-9	n/a
97624	32	914.3
97630	35	686.8
97632	10	682.1
97633	14	1028.7
97641	10	761.6
97701	328	556.0
97702	386	951.1
97703	196	590.6
97707	20	344.0
97708	1-9	n/a
97720	24	529.8
97734	32	1148.6
97738	12	618.2
97739	31	281.4
97741	216	1813.3
97753	1-9	n/a
97754	110	592.2
97756	256	762.9
97759	42	667.3
97760	37	547.6
97761	346	8678.2
97801	811	3768.4
97813	13	998.5
97814	116	936.8
97818	386	9281.1
97820	1-9	n/a

# COVID-19 Weekly Report

Oregon's Weekly Surveillance Summary  
Novel Coronavirus (COVID-19)



Oregon Public Health Division

Published November 4, 2020

ZIP code	Case count	Cases per 100,000
97824	11	662.3
97826	29	2672.8
97827	23	875.2
97828	22	704.2
97836	12	605.1
97838	1706	6730.8
97844	148	3888.6
97845	1-9	n/a
97846	12	634.6
97850	421	2483.0
97862	208	1783.0
97865	1-9	n/a
97868	32	1607.2
97869	1-9	n/a
97875	137	5249.0
97882	521	6713.9
97883	13	525.7
97885	18	1301.5
97886	14	1228.1
97913	337	6097.3
97914	1447	7534.5
97918	160	3526.6
Cases with unknown ZIP codes	360	n/a
ZIP codes with <1000 population or no population data	689	n/a

**Document accessibility:** For individuals with disabilities or individuals who speak a language other than English, OHA can provide information in alternate formats such as translations, large print, or braille. Contact the Health Information Center at 1-971-673-2411, 711 TTY or [COVID19.LanguageAccess@dhsosha.state.or.us](mailto:COVID19.LanguageAccess@dhsosha.state.or.us).