

# COVID-19 Weekly Report

Oregon's Weekly Surveillance Summary  
Novel Coronavirus (COVID-19)



Oregon Public Health Division

Published November 18, 2020

## Background

COVID-19 Weekly Report data will be finalized every Sunday at 11 p.m. PDT, and the report will be published on Wednesday. **Please note that the data reported here are continually being updated. For daily up-to-date information, visit the OHA COVID-19 web page: <https://govstatus.egov.com/OR-OHA-COVID-19>.**

As of 11 p.m. Sunday, November 15, there have been 57,646 cases of COVID-19 reported to the Oregon Health Authority. Of these, 2,851 (4.9%) are “presumptive” cases—i.e., people with COVID-19-like symptoms and close contact with a confirmed case, but who did not have a confirmatory laboratory test. Though not confirmed, presumptive cases are highly likely to have COVID-19, given their specific symptoms and known exposure. Presumptive cases are encouraged to seek testing to confirm that they do have COVID-19. Presumptive cases who test positive are recategorized as confirmed cases.

These data represent a snapshot of COVID-19 risk factors and clinical and demographic characteristics of cases, and they include data on cases with pending investigations. Not all cases have been interviewed at the time of this report. The data shown in this report come from Oregon’s electronic disease surveillance system for reportable diseases.

During the week of November 8–November 14,\* 37,651 Oregonians were tested for COVID-19, and 12.5% of them had a positive result.† Not all positive tests represent new cases; some are from specimens collected from people who had already been counted as presumptive cases. The number includes tests done at all locations, including commercial non-hospital-based laboratories, hospital laboratories and Oregon State Public Health Laboratory.

## Weekly Report Summary

During Monday, November 9, through Sunday, November 15, OHA recorded 6,491 new cases of COVID-19 infection—a 25.4% increase over last week’s record-high Oregon weekly tally of 5,177. This increase was in the context of a 9.7% increase in testing, while the percentage of tests that were positive rose from 11.9% to 12.5%—another record-high for Oregon. Hospitalizations (291) were also at a record high for Oregon. Thirty-one Oregonians died in association with COVID-19—a drop from the previous week’s record-high 42 deaths. Seven hundred sixty-five of the 57,646 cases reported to date in Oregon have died in association with COVID-19—a case-fatality rate of 1.3%. Recent data on mortality in Oregon,

\* This date range aligns with CDC’s “MMWR week.”

† Does not include antibody (serology) tests. Percent positivity is now calculated using specimen collection date.

# COVID-19 Weekly Report

Oregon's Weekly Surveillance Summary  
Novel Coronavirus (COVID-19)



Oregon Public Health Division

Published November 18, 2020

including deaths related to COVID-19, are available at  
<https://public.tableau.com/profile/oha.center.for.health.statistics>.

Persons of Hispanic ethnicity have been disproportionately affected by COVID-19: they account for 13% of Oregon's population but 42% of cases of known ethnicity reported to date. By age, the incidence of reported infection has been highest in persons 20–49 years of age, make up 39% of Oregon's population but 55% of reported cases. Persons <30 years of age make up 37% of Oregon's population and have accounted for 37% of reported cases but only 10% of hospitalizations and 1 death. Hospitalization and death rates increase with age. Although only 3.6% of Oregonians are 80 years of age or older, they account for 394 (52%) of COVID-19-associated deaths; 570 (75%) of the deaths are among Oregonians 70 years of age or older. Additional data are available at  
<https://public.tableau.com/profile/oregon.health.authority.covid.19#!/vizhome/OregonCOVID-19CaseDemographicsandDiseaseSeverityStatewide/DemographicData>.

## **Clinical Characteristics, Risk Factors and Demographic Characteristics**

Figure 1 shows the number of cases reported by week of onset and epidemiologic link. Figure 2 shows the number of sporadic cases reported by week of onset and race. Figure 3 shows the number of sporadic cases reported by week of onset and ethnicity. Figure 4 provides information on signs and symptoms from all COVID-19 cases. Of 57,646 cases, 41,360 (71.7%) reported having signs and symptoms of COVID-19. The most commonly reported symptoms are cough (n=27,308, 47.4%) and headache (n=25,877, 44.9%). Figure 3 provides information on the percentage of COVID-19 cases that report symptoms. Figure 4 provides information on risk factors from all COVID-19 cases. The most common risk factors are having contact with a known COVID-19 case prior to symptom onset (n=36,499, 63.3%) and having underlying medical conditions (n=27,106, 47.0%). Note that a person may report more than one sign/symptom or risk factor.

# COVID-19 Weekly Report

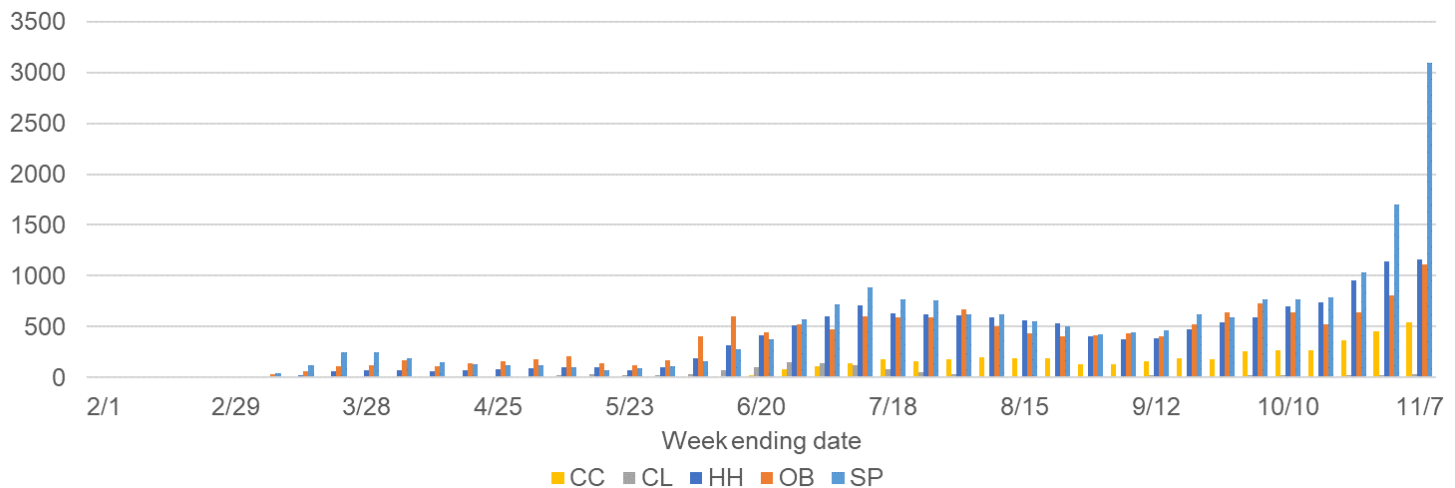
Oregon's Weekly Surveillance Summary  
Novel Coronavirus (COVID-19)



Oregon Public Health Division

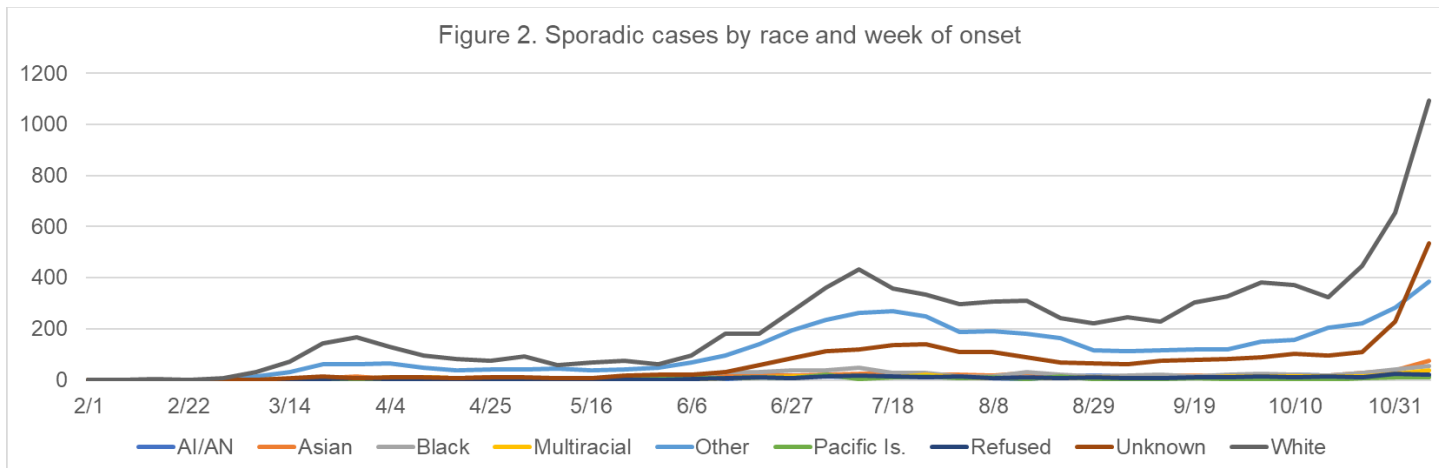
Published November 18, 2020

Figure 1. Epidemiologic link of COVID-19 cases by week of onset



Where displayed by week in this report, case data are categorized by week of reported symptom onset, not by date of case report. This results in reduced numbers in the most recent week or more due to reporting lags.

Figure 2. Sporadic cases by race and week of onset



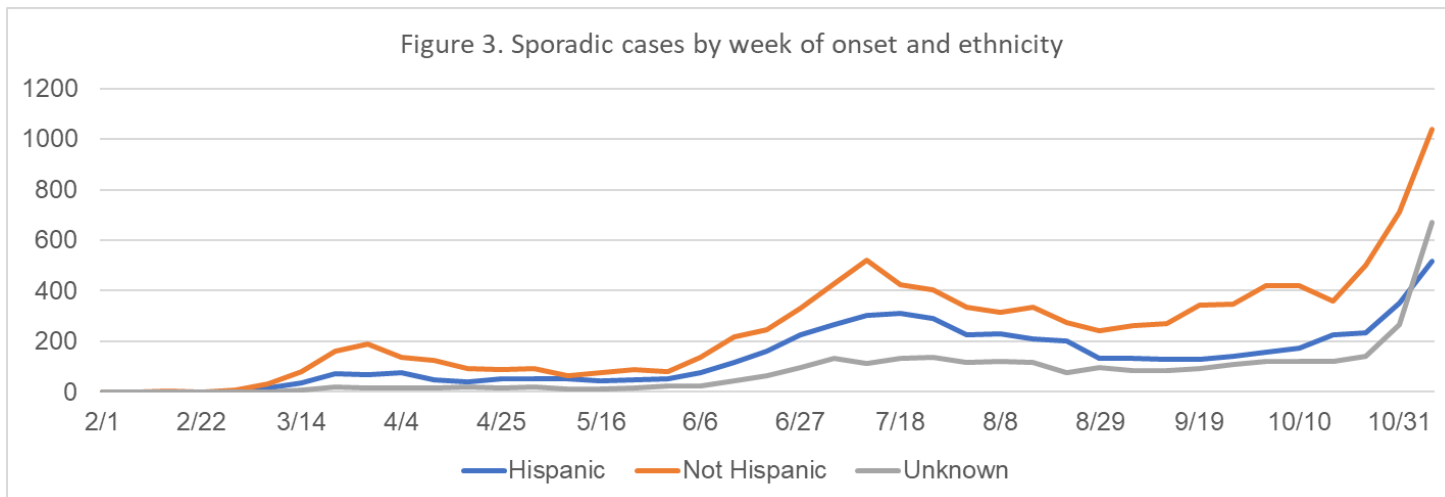
# COVID-19 Weekly Report

Oregon's Weekly Surveillance Summary  
Novel Coronavirus (COVID-19)



Oregon Public Health Division

Published November 18, 2020



## Epidemiologic link designations

**Sporadic:** Cases who do not have known exposure to another case or outbreak.

**Outbreak:** Cases who have a shared, defined exposure with at least one other case. For example, a defined exposure could be an event, a workplace, a congregate facility, etc.

**Cluster:** Cases who had contact with another case, but the exposure is not well defined. For example, cases from two households who interacted many times prior to illness onset.

**Household:** Cases who were exposed to another case in their household.

**Close contact:** Cases who were exposed to another case, not in their household. This designation was added on 7/15.

Due to the lag between case reporting and case investigation, the proportion of cases categorized as sporadic is high in the most recent week or more; some of these cases will be recategorized after investigation is completed.

# COVID-19 Weekly Report

Oregon's Weekly Surveillance Summary  
Novel Coronavirus (COVID-19)



Oregon Public Health Division

Published November 18, 2020

Figure 4. Reported signs and symptoms for all COVID-19 cases

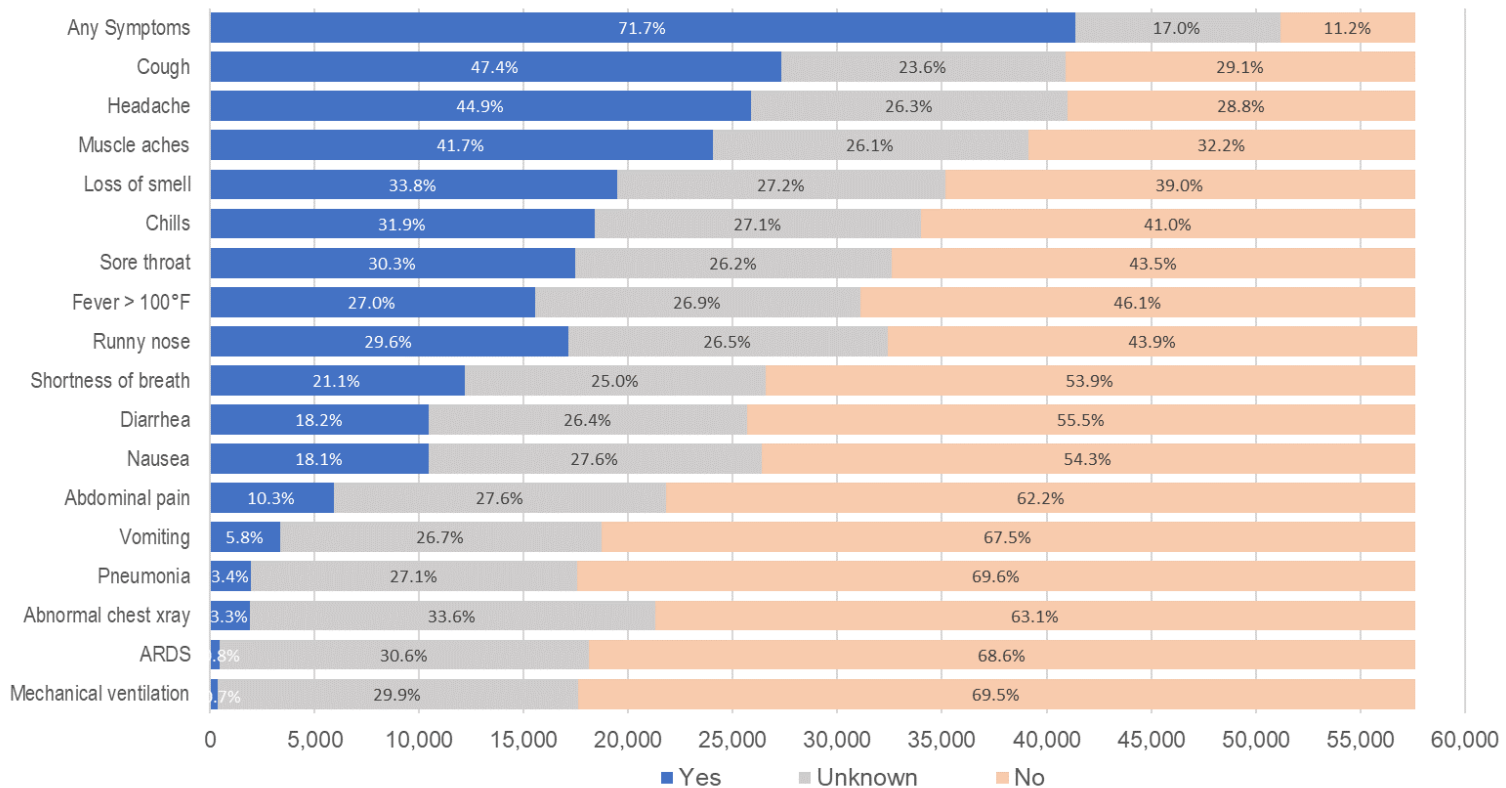
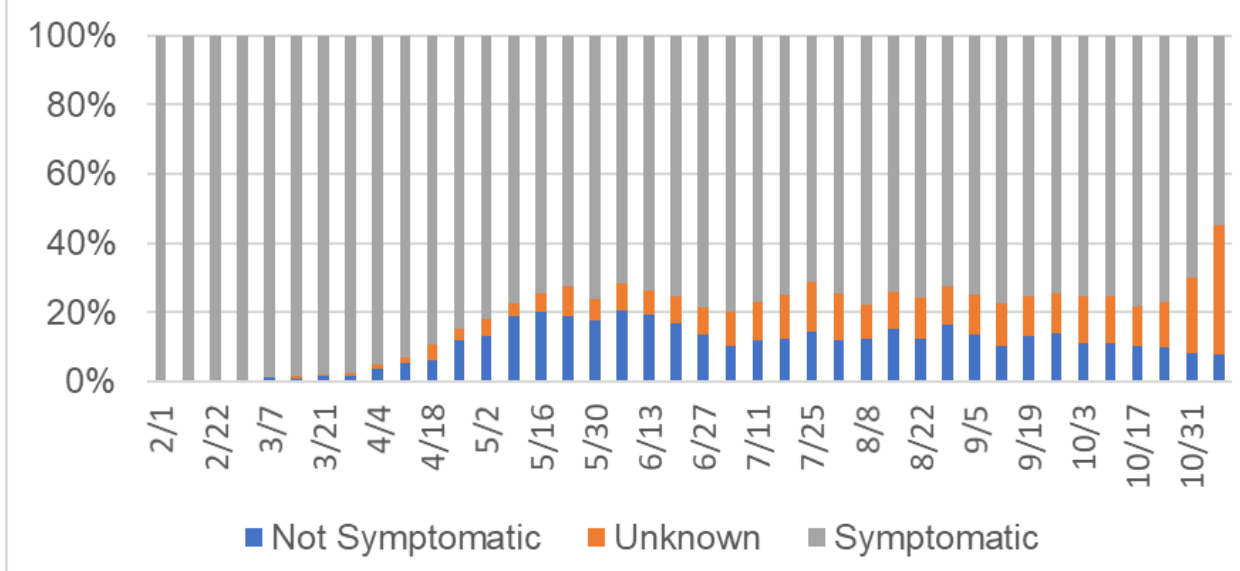


Figure 5. Reported symptoms among COVID-19 cases



# COVID-19 Weekly Report

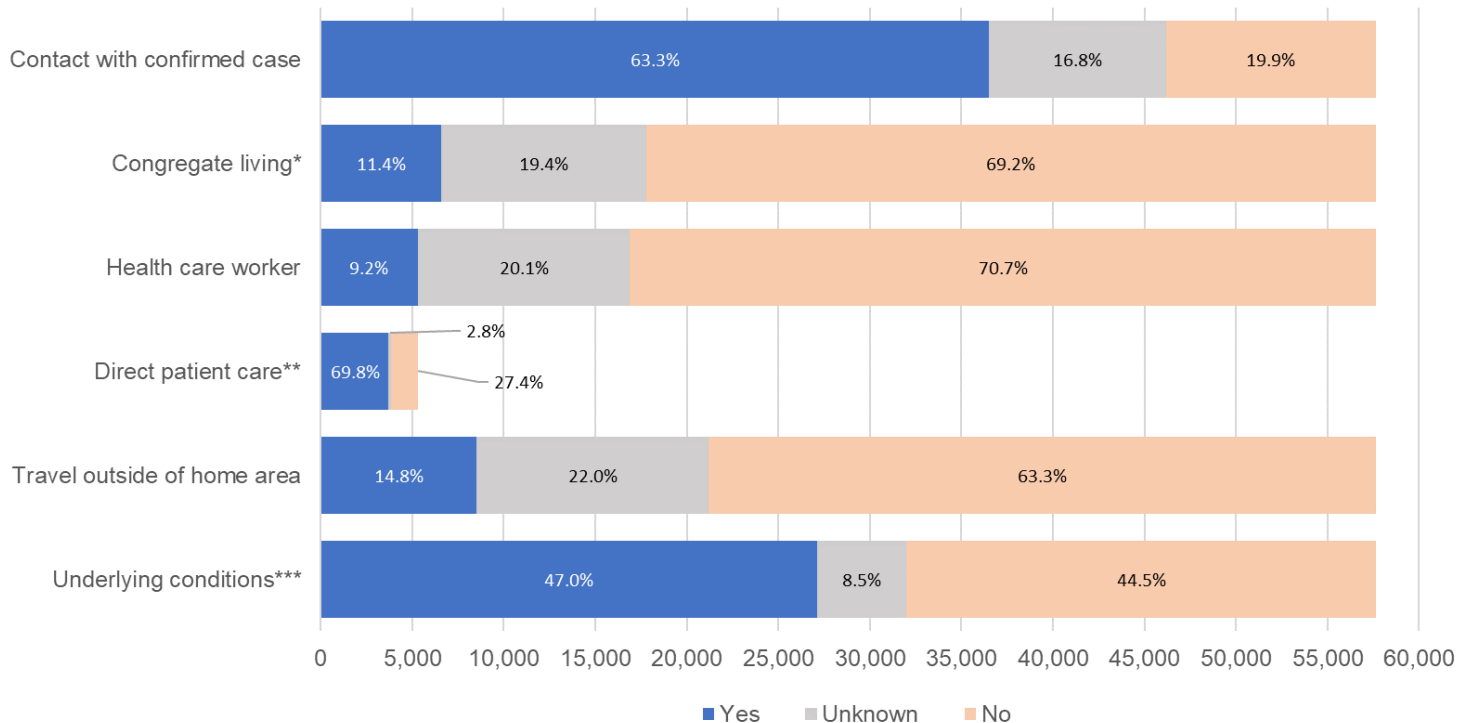
Oregon's Weekly Surveillance Summary  
Novel Coronavirus (COVID-19)



Oregon Public Health Division

Published November 18, 2020

Figure 6. Reported risk factors from all COVID-19 cases



\*Congregate living situations include, but are not limited to, long-term care facilities, group homes, prisons, and shelters. Data include people with confirmed cases who live or work in congregate living situations.

\*\*Direct patient care is only asked if a case is a healthcare worker or volunteer. The denominator is the number of healthcare workers or volunteers.

\*\*\*Underlying medical conditions include cardiovascular disease, chronic liver disease, chronic lung disease, chronic renal disease, current or former smoker, diabetes mellitus, immunocompromised condition, neurologic and neurodevelopmental conditions, obesity, or other chronic diseases.

The following tables show the demographic characteristics for all COVID-19 cases. Tables 1 and 2 show case counts and severity by demographic categories. Figures 7 and 8 show the case demographic distribution by week of onset. Tables 3 and 4 show race and ethnicity, respectively. Figures 9 and 10 show race and ethnicity by week of onset, respectively.

# COVID-19 Weekly Report

Oregon's Weekly Surveillance Summary  
Novel Coronavirus (COVID-19)



Oregon Public Health Division

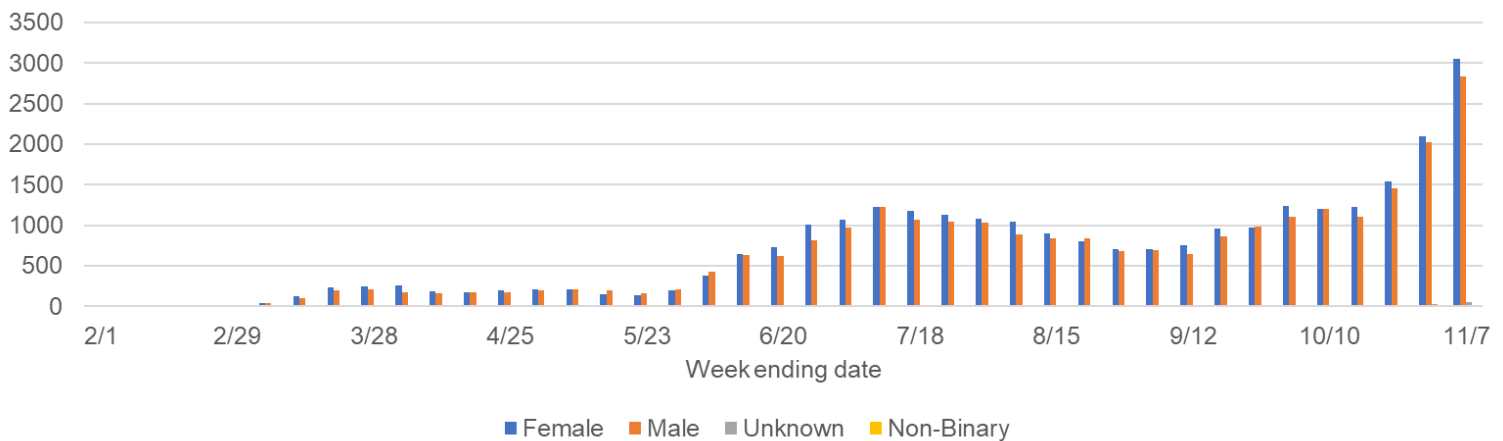
Published November 18, 2020

**Table 1. Severity and rates of COVID-19 by sex**

Sex	Cases	% of total cases	Cases per 100,000 <sup>a</sup>	Hospitalized	% Hospitalized	Deaths	Case fatality
Male	27,652	48.0%	1285.7	1977	7.1%	419	1.5%
Female	29,718	51.6%	1381.8	1768	5.9%	346	1.2%
Non-Binary	6	0%	n/a	0	0.0%	0	0%
Not available	270	0%	n/a	9	3.3%	0	0%
Total	57,646	100.0%	1360.7	3,754	6.5%	765	1.3%

<sup>a</sup> Population data were compiled from the 2019 Annual Oregon Population Report, which is produced by the Population Research Center, Portland State University

**Figure 7. COVID-19 cases by sex and week of onset**



**Table 2. Severity and rates of COVID-19 by age group**

Age group	Cases	% of total cases	Cases per 100,000 <sup>a</sup>	Hospitalized	% Hospitalized	Deaths	Case fatality
0-9	2,830	4.9%	589.6	45	1.6%	0	0%
10-19	6,307	10.9%	1269.6	65	1.0%	0	0%
20-29	12,586	21.8%	2266.6	255	2.0%	1	0%
30-39	10,322	17.9%	1783.2	295	2.9%	7	0%
40-49	9,119	15.8%	1678.2	420	4.6%	16	0.2%
50-59	7,180	12.5%	1341.9	583	8.1%	50	0.7%
60-69	4,529	7.9%	839.6	706	15.6%	121	2.7%
70-79	2,669	4.6%	784.8	719	26.9%	176	6.6%
80+	2,026	3.5%	1208.5	658	32.5%	394	19.4%
Not available	78	0.1%	-	8	-	0	0.0%
Total	57,646	100.0%	1360.7	3,754	6.5%	765	1.3%



# COVID-19 Weekly Report

Oregon's Weekly Surveillance Summary  
Novel Coronavirus (COVID-19)



Oregon Public Health Division

Published November 18, 2020

<sup>a</sup>Population data were compiled from the 2019 Annual Oregon Population Report, which is produced by the Population Research Center, Portland State University

Figure 8. COVID-19 cases by age group and week of onset

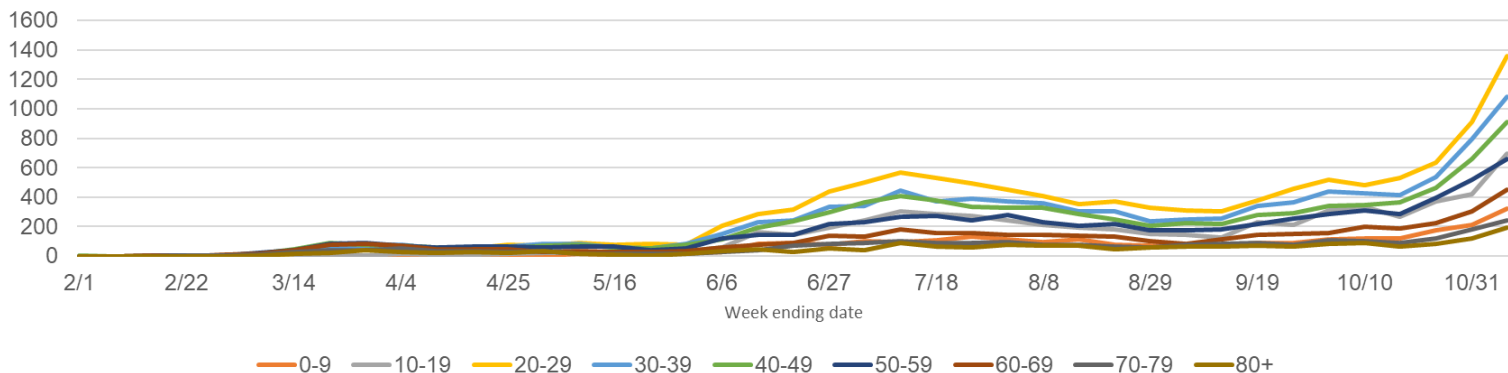


Table 3. Severity and rates of COVID-19 by race<sup>a</sup>

Race	Cases	% of total cases	Cases per 100,000 <sup>b</sup>	Hospitalized	% Hospitalized	Deaths	Case fatality
White	25,805	44.8%	721.6	2151	8.3%	513	2.0%
Black	1,735	3.0%	2149.1	138	8.0%	21	1.2%
Asian	1,587	2.8%	876.2	125	7.9%	21	1.3%
American Indian/Alaska Native	1,260	2.2%	2585.3	108	8.6%	14	1.1%
Pacific Islander	762	1.3%	4587.0	94	12.3%	7	0.9%
Other	17,420	30.2%	n/a	838	4.8%	84	0.5%
>1 race	1,113	1.9%	553.8	64	5.8%	20	1.8%
Not available	7,964	13.8%	n/a	236	3.0%	85	1.1%
Total	57,646	100.0%	1360.7	3,754	6.5%	765	1.3%

<sup>a</sup>During the case investigation, people are asked to self-report their race, ethnicity, tribal affiliation, country of origin, or ancestry.

<sup>b</sup>National Center for Health Statistics (NCHS). Estimates of the resident population of the U.S. by year, county, age, bridged race, Hispanic origin, and sex (Vintage 2018). 2) Census Bureau Population Estimates: U.S. Census bureau, Population Division, Annual Estimates of the Resident Population by Age, Sex, Race, and Hispanic Origin for counties (Vintage 2018)

<sup>c</sup>15,505 (96.8%) of the 16,014 persons who identify as "Other" race also self-identify as Hispanic or Latino.



# COVID-19 Weekly Report

Oregon's Weekly Surveillance Summary  
Novel Coronavirus (COVID-19)



Oregon Public Health Division

Published November 18, 2020

Figure 9. COVID-19 cases by race and week of onset

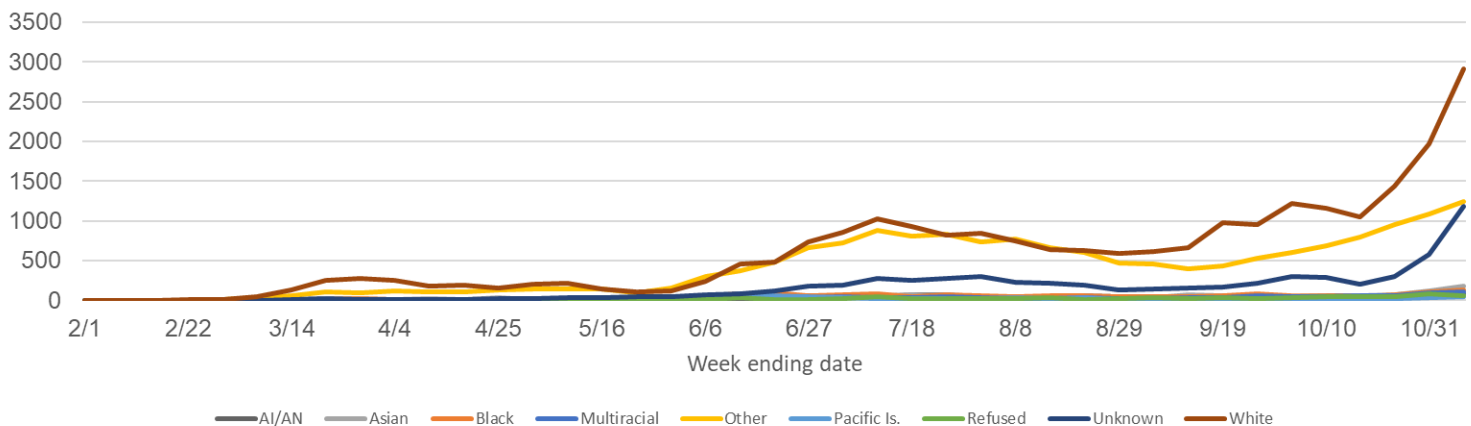


Table 4. Severity and rates of COVID-19 by ethnicity

Ethnicity	Case count	% of total cases	Cases per 100,000 <sup>a</sup>	Hospitalized	% Hospitalized	Deaths	Case fatality
Hispanic	20,080	34.8%	3692.7	964	4.8%	100	0.5%
Non-Hispanic	29,096	50.5%	788.0	2387	8.2%	533	1.8%
Not available	8,470	14.7%	n/a	403	4.8%	132	1.6%
Total	57,646	100.0%	1360.7	3,754	6.5%	765	1.3%

<sup>a</sup>National Center for Health Statistics (NCHS). Estimates of the resident population of the US by year, county, age, bridged race, Hispanic origin, and sex (Vintage 2018). 2) Census Bureau Population Estimates: U.S. Census bureau, Population Division, Annual Estimates of the Resident Population by Age, Sex, Race, and Hispanic Origin for counties (Vintage 2018)

# COVID-19 Weekly Report

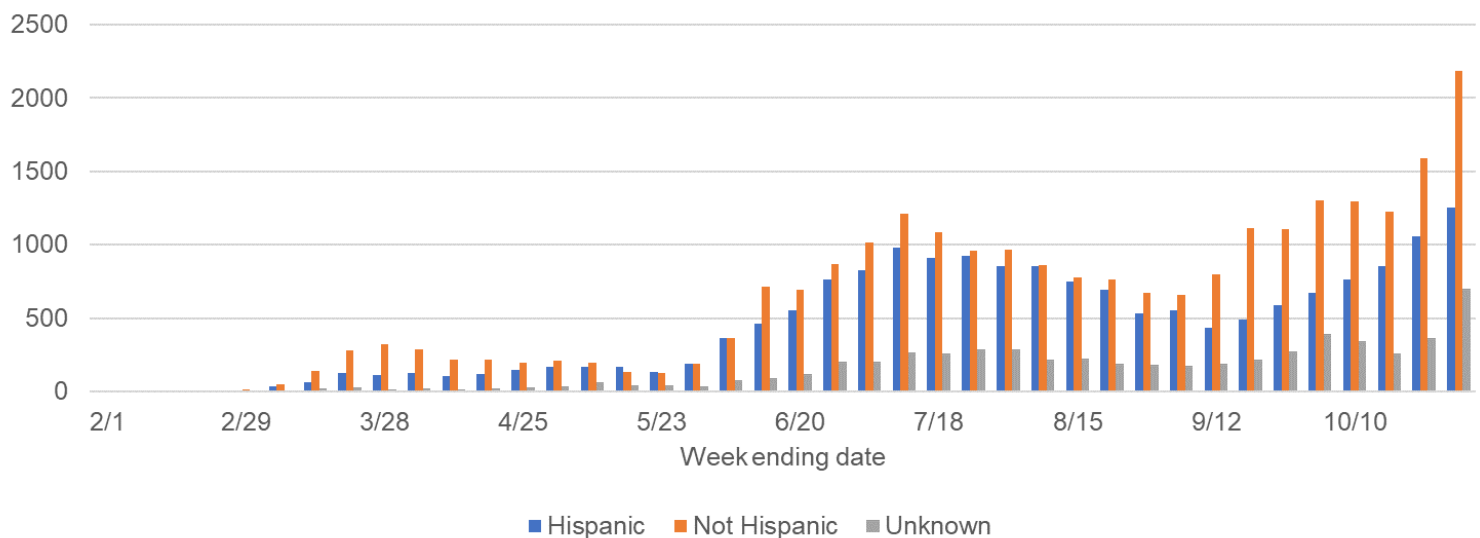
Oregon's Weekly Surveillance Summary  
Novel Coronavirus (COVID-19)



Oregon Public Health Division

Published November 18, 2020

Figure 10. COVID-19 cases by ethnicity and week of onset



## Follow-up

Figure 11 shows the percentage of cases that were called within 24 hours of being reported to public health by race. Figure 12 shows the percentage of cases that were called within 24 hours of being reported to public health by ethnicity. Figure 13 shows the percentage of cases that were interviewed, by race. Figure 14 shows the percentage of cases that were interviewed, by ethnicity.

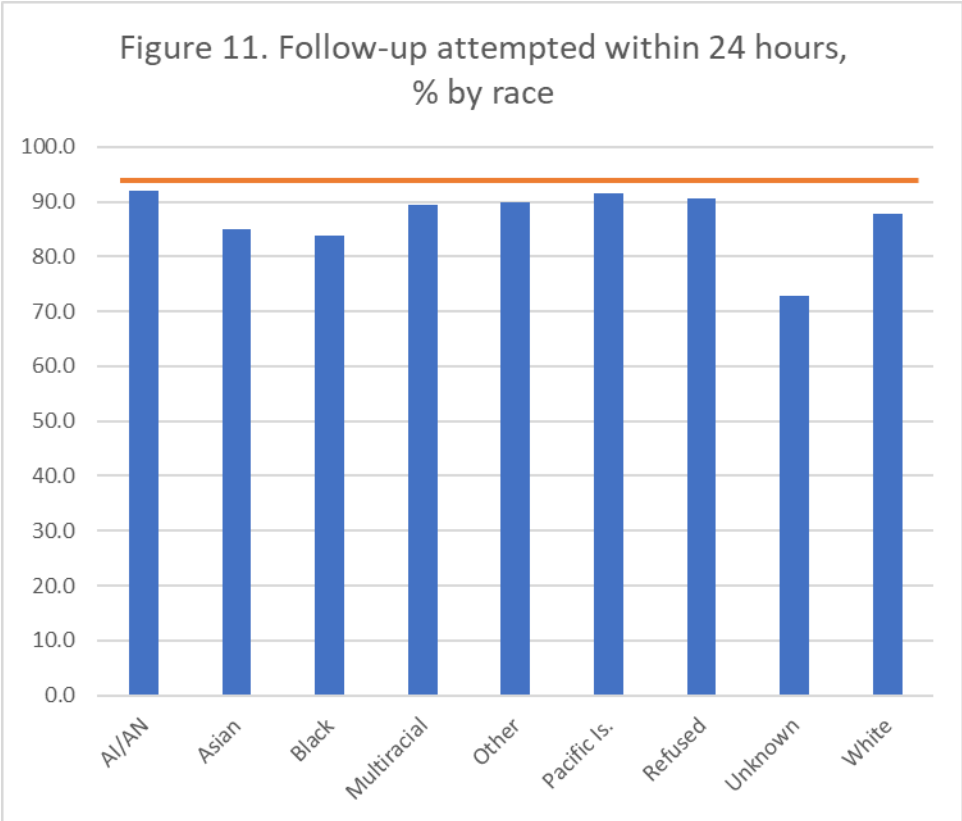
# COVID-19 Weekly Report

Oregon’s Weekly Surveillance Summary  
Novel Coronavirus (COVID-19)



Oregon Public Health Division

Published November 18, 2020



<sup>a</sup> Race and ethnicity data are collected when cases are interviewed. Race and ethnicity data for cases that were not interviewed are abstracted from laboratory reports and medical records if it is available.

<sup>b</sup> The orange line represents the state metric for timely follow up for all cases: 95%.

# COVID-19 Weekly Report

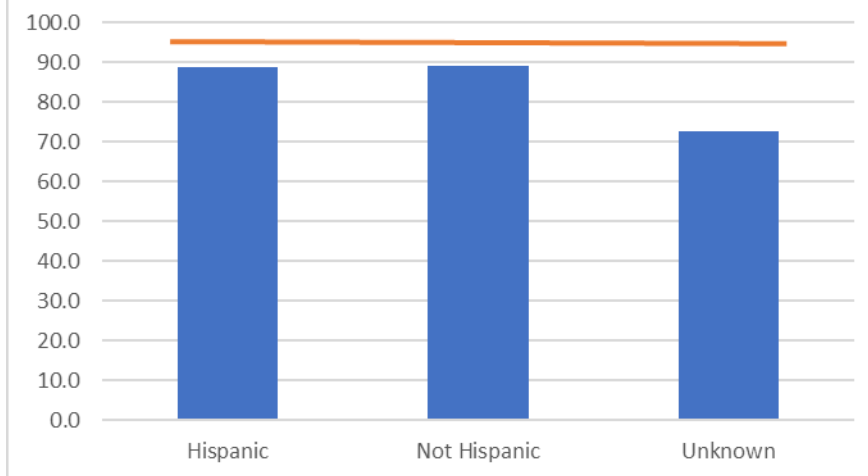
Oregon's Weekly Surveillance Summary  
Novel Coronavirus (COVID-19)



Oregon Public Health Division

Published November 18, 2020

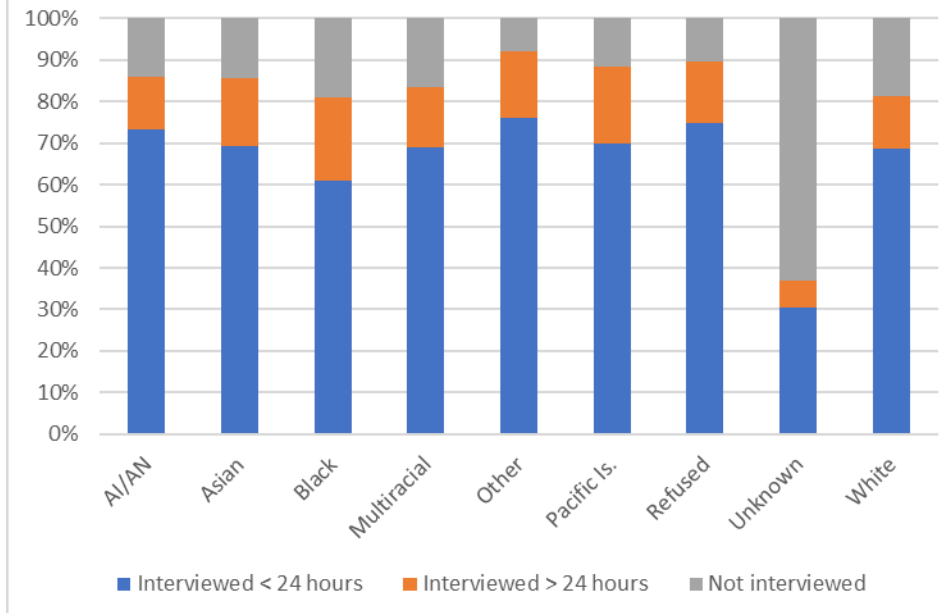
Figure 12. Follow-up attempted within 24 hours, % by ethnicity



<sup>a</sup> Race and ethnicity data are collected when cases are interviewed. Race and ethnicity data for cases that were not interviewed are abstracted from laboratory reports and medical records if it is available.

<sup>b</sup> The orange line represents the state metric for timely follow up for all cases: 95%.

Figure 13. Cases interviewed, by race



# COVID-19 Weekly Report

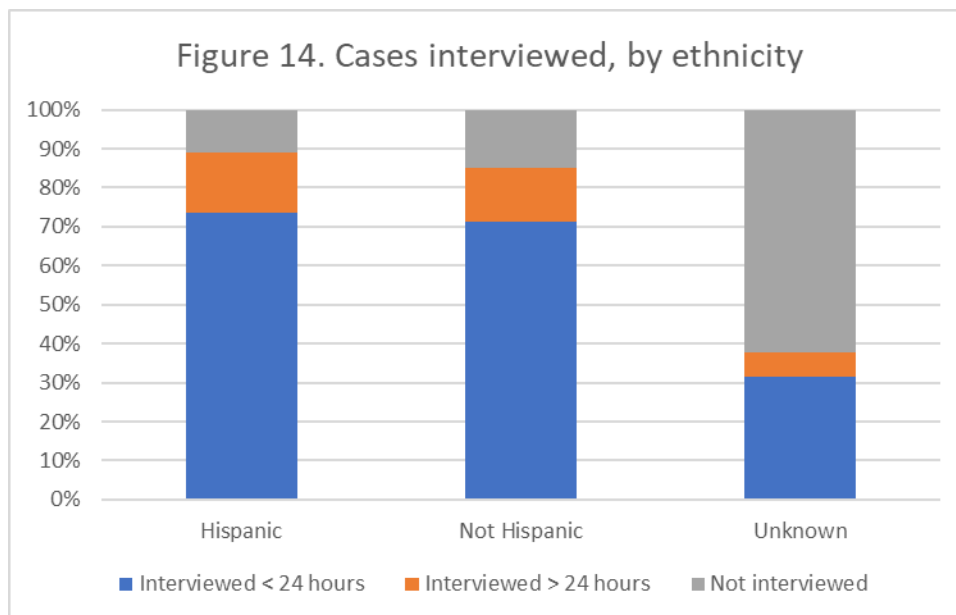
Oregon's Weekly Surveillance Summary  
Novel Coronavirus (COVID-19)



Oregon Public Health Division

Published November 18, 2020

<sup>a</sup> Race and ethnicity data are collected when cases are interviewed. Race and ethnicity data for cases that were not interviewed are abstracted from laboratory reports and medical records if it is available.



<sup>a</sup> Race and ethnicity data are collected when cases are interviewed. Race and ethnicity data for cases that were not interviewed are abstracted from laboratory reports and medical records if it is available.

## Recovery

OHA staff periodically call people with reported COVID-19 who experienced fever, cough, shortness of breath or diarrhea and were initially interviewed before May 1, when OHA changed its definition of recovery, to inquire about resolution of symptoms. This group includes 1,884 people who were all diagnosed before mid-April and have not succumbed to their illness. Among these, 1,682 (88.8%) are considered to have recovered, and a recovery date is available for 1,387 people; their time to recovery is depicted in Figure 15. Of these 1,884 people, 16 (0.8%), have not yet recovered; and recovery status is not available for 186 (9.8%). People are assumed to have recovered three days after resolution of all symptoms. The median time to recovery among non-hospitalized symptomatic cases is 20 days (interquartile range: 15–29 days); among symptomatic cases who were hospitalized it is 26 days (interquartile range: 18–37 days).

# COVID-19 Weekly Report

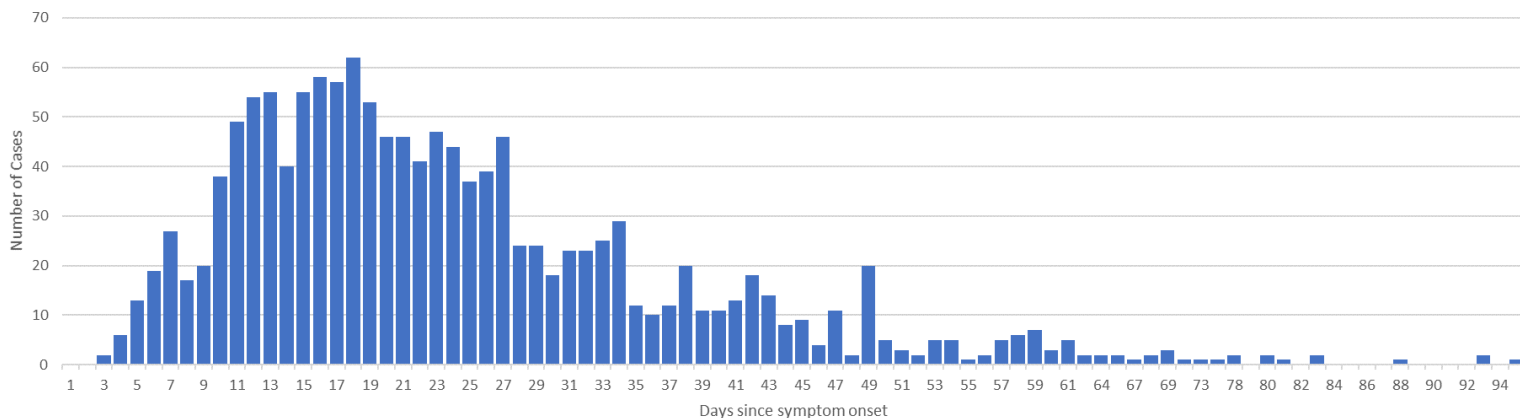
Oregon's Weekly Surveillance Summary  
Novel Coronavirus (COVID-19)



Oregon Public Health Division

Published November 18, 2020

Figure 15. Time to recovery\* among symptomatic people\*\* with confirmed COVID-19 (n=1,387)



\*Three days after reported resolution of diarrhea, cough, shortness of breath and fever.

\*\* Includes cases who were interviewed about their date of recovery before a change in recovery definition on May

\*\*\* This was last updated on 9/16; Data will be updated again as new information is available.

## People with Intellectual and Developmental Disabilities

OHA is aware of 219 people with intellectual or developmental disabilities who have had COVID-19 to date. This includes individuals who live in congregate settings and in family or individual homes. To date, there are 5 deaths associated with people with intellectual or developmental disabilities. This number is from conducting a match between the ODHS Office of Developmental Disabilities Services client list and the Oregon COVID-19 case database. OHA will update this number on a quarterly basis.

Additional information about the ODDS program and COVID-19 can be found here:

<https://www.oregon.gov/dhs/SENIORS-DISABILITIES/DD/ODDS%20Resource%20Library/ODDS-Residential-COVID-19-Report.pdf>

ODDS data is based on self-reports from providers and case management entities and therefore may differ from testing data received from the Oregon Health Authority.

## Weekly Care Facility, Senior Living Communities and Congregate Living Settings Report

OHA is publishing data on cases and deaths in care facilities, senior living communities, and congregate living settings that have three or more confirmed COVID-19 cases or one or more deaths (Table 5). Facilities with outbreaks that are considered resolved are moved to the

Data are provisional and subject to change.

# COVID-19 Weekly Report

Oregon's Weekly Surveillance Summary  
Novel Coronavirus (COVID-19)



Oregon Public Health Division

Published November 18, 2020

closed outbreak list (Table 6). An outbreak is considered resolved if no new cases are identified for 28 days after the last case onset. This list does not include correctional facilities.

In addition to the facilities listed, OHA is aware of 85 congregate settings of five or fewer beds that have three or more confirmed COVID-19 cases or one or more deaths. Because foster homes typically have relatively few residents, OHA follows the Oregon Department of Human Services practice in not naming these locations to protect patient privacy.

To date, there has been one death of a staff person who worked in a congregate care setting from COVID-19. To protect patient privacy, OHA does not report employee deaths by workplace or other potentially identifying information. Similar information will be released in the future in weekly reports only if OHA determines that such information, in addition to other information it releases, and information released by other agencies, like the Centers for Medicaid and Medicare Services, cannot be used to identify an individual. To date, there have been 4,989 cases and 442 deaths associated with congregate care settings.

A list of all ODHS regulated nursing, residential care and assisted living facilities that currently have executive orders can be found here: <https://www.oregon.gov/DHS/COVID-19/Pages/LTC-Facilities.aspx>. Facilities that have executive orders are those with staff or residents with reported or suspected COVID-19; the executive order remains active for 14 days after there were no individuals in the building exhibiting symptoms. ODHS executive order and OHA outbreak data may differ due to differences in definitions and reporting requirements.

**Table 5. Active outbreaks in care facilities, senior living communities and congregate living settings with three or more confirmed COVID-19 cases or one or more COVID-19 related deaths (n=105)**

Facility name	County	First reported	Total cases <sup>a</sup>	Total deaths <sup>a</sup>
Tierra Rose Care Center	Marion	7/28/2020	28	0
Maryville Memory Care	Washington	8/9/2020	74	9
Countryside Living of Canby	Clackamas	8/22/2020	15	0
Umpqua Valley	Douglas	8/31/2020	16	0
Marquis Centennial Post Acute Rehab	Multnomah	9/5/2020	72	5
St. Anthony Village	Multnomah	9/7/2020	21	1
The Springs at Willow Creek	Marion	9/9/2020	26	0
Valley West Health Care Center	Lane	9/21/2020	6	0
Farmington Square Adult Living	Lane	9/22/2020	23	5
Friendship Health Center	Multnomah	9/24/2020	3	0

Data are provisional and subject to change.

Page 15 of 50



# COVID-19 Weekly Report

Oregon's Weekly Surveillance Summary  
Novel Coronavirus (COVID-19)



Oregon Public Health Division

Published November 18, 2020

Facility name	County	First reported	Total cases <sup>a</sup>	Total deaths <sup>a</sup>
Rose Villa - Milwaukie	Clackamas	9/28/2020	7	0
Forum at Town Center - Happy Valley	Clackamas	9/29/2020	7	0
Royalton Place	Clackamas	10/1/2020	15	2
The Ackerly at Timberland	Washington	10/1/2020	9	2
Avamere Rehabilitation	Coos	10/2/2020	4	0
Hearthstone at Murrayhill	Washington	10/2/2020	14	0
Avamere Riverpark of Eugene	Lane	10/2/2020	28	0
Cascade Terrace	Multnomah	10/3/2020	11	1
Hillside Brookdale Memory Care	Yamhill	10/5/2020	4	0
Avamere Health Services of the Rogue Valley	Jackson	10/5/2020	37	1
Orchards Assisted Living	Jackson	10/5/2020	9	0
Rogue Valley Manor	Jackson	10/6/2020	14	0
Robison Health & Rehabilitation Center	Multnomah	10/7/2020	10	1
Marquis Mill Park Post Acute Rehab	Multnomah	10/7/2020	12	1
Bonaventure Senior Living Gresham	Multnomah	10/8/2020	22	2
Holladay Park Plaza Skilled Nursing	Multnomah	10/9/2020	7	1
Fernhill Estates	Multnomah	10/9/2020	4	0
Parkhurst Place	Hood River	10/11/2020	7	1
Regency Albany	Linn	10/13/2020	6	0
Mennonite Home	Linn	10/14/2020	7	1
Advocate Care	Multnomah	10/14/2020	6	0
Avamere Rehabilitation of Clackamas	Clackamas	10/14/2020	7	0
Marquis Mt Tabor Post Acute Rehab	Multnomah	10/14/2020	5	0
Avamere transitional care at Sunnyside	Marion	10/14/2020	5	0
Providence Benedictine	Marion	10/14/2020	21	0
Mary's Woods Retirement Community	Clackamas	10/15/2020	6	0
Forest Grove Rehabilitation & Care Center	Washington	10/15/2020	14	0
Linda Vista	Jackson	10/16/2020	11	0
Marquis Tualatin Post Acute Rehab	Washington	10/16/2020	20	2
Timber Town Living	Douglas	10/19/2020	7	2
Sweet Bye N Bye	Marion	10/19/2020	37	4
Arcadia Senior Living	Multnomah	10/19/2020	8	1
Good Samaritan Society - Fairlawn Village	Multnomah	10/19/2020	6	0
Gracelen Terrace	Multnomah	10/19/2020	58	3
Courtyard at Mt. Tabor	Multnomah	10/21/2020	7	1
Brookdale Senior Living Memory Care	Marion	10/21/2020	3	0

# COVID-19 Weekly Report

Oregon's Weekly Surveillance Summary  
Novel Coronavirus (COVID-19)



Oregon Public Health Division

Published November 18, 2020

Facility name	County	First reported	Total cases <sup>a</sup>	Total deaths <sup>a</sup>
Springs at Clackamas Woods	Clackamas	10/22/2020	5	0
Hillside Heights Rehab Center	Lane	10/22/2020	29	0
Skylark AL & Memory Care	Jackson	10/23/2020	3	0
Marquis Marian Estates	Marion	10/23/2020	3	0
Regency Gresham Nursing and Rehabilitation Center	Multnomah	10/23/2020	7	0
The Springs Living at Lake Oswego	Clackamas	10/23/2020	3	0
Bonaventure of Salem	Marion	10/23/2020	33	7
Avamere Court at Keizer	Marion	10/24/2020	4	0
Oregon Veterans' Home – The Dalles	Wasco	10/25/2020	13	0
Mirabella Portland	Multnomah	10/26/2020	3	0
Rose Schnitzer Manor	Multnomah	10/26/2020	4	0
Avamere at Hermiston	Umatilla	10/26/2020	43	3
Prestige Care and Rehab of Menlo Park	Multnomah	10/27/2020	3	0
RN Villa	Multnomah	10/27/2020	58	3
Lancaster Village	Marion	10/29/2020	5	0
Bridgecreek Memory Care Community	Linn	10/29/2020	35	1
Terwilliger Plaza Retirement Community	Multnomah	10/30/2020	3	0
Marquis Care	Klamath	10/30/2020	4	0
Sunnyside Meadows Memory Care	Clackamas	10/31/2020	37	3
Bonaventure at Keizer Station	Marion	10/31/2020	5	0
Park Forest Care Center	Multnomah	11/02/2020	3	0
Fox Hollow	Deschutes	11/02/2020	3	0
Country Meadows Village	Marion	11/02/2020	8	0
Wildflower Lodge Assisted Living Community	Union	11/02/2020	36	0
Avamere at Three Fountains	Jackson	11/02/2020	95	1
Green Valley Rehabilitation Health Center	Lane	11/03/2020	3	0
Windsong at Eola Hills	Polk	11/03/2020	7	0
Harmony Guest Home	Washington	11/03/2020	54	1
Avamere at Waterford	Jackson	11/04/2020	4	0
Curry Manor Memory Care	Douglas	11/04/2020	13	0
Prestige Post-Acute and Rehab Milwaukie	Clackamas	11/05/2020	3	0
Pacific Health & Rehab	Washington	11/05/2020	5	0
Pearl at Kruse Way	Clackamas	11/05/2020	12	0
Pacific Gardens	Multnomah	11/06/2020	3	0
Cherrywood Village	Multnomah	11/07/2020	4	0
Parkview Christian Retirement Community	Multnomah	11/07/2020	3	0

# COVID-19 Weekly Report

Oregon's Weekly Surveillance Summary  
Novel Coronavirus (COVID-19)



Oregon Public Health Division

Published November 18, 2020

Facility name	County	First reported	Total cases <sup>a</sup>	Total deaths <sup>a</sup>
Regency Hermiston Nursing & Rehabilitation Center	Umatilla	11/07/2020	3	0
Wellsprings Assisted Living	Malheur	11/07/2020	5	0
Assisted Living at Summerplace	Multnomah	11/08/2020	2	1
Table Rock Memory Care	Jackson	11/08/2020	57	0
Bonaventure Senior Living Tigard	Washington	11/08/2020	5	0
Tabor Crest	Multnomah	11/09/2020	16	0
Sweet Bye N Bye West	Marion	11/09/2020	9	0
Spring Valley Assisted Living	Lane	11/09/2020	7	0
Brookdale Mt Hood	Multnomah	11/10/2020	12	0
Regency Woodland	Marion	11/10/2020	4	0
Barbur Vista	Multnomah	11/10/2020	4	0
Farmington Square Tualatin	Washington	11/10/2020	4	0
Marquis Wilsonville Assisted Living	Clackamas	11/11/2020	3	0
Avamere Retirement Living Berry Park	Clackamas	11/11/2020	16	0
Alder ACH	Multnomah	11/12/2020	4	0
Cedar Crest Memory Care	Washington	11/12/2020	3	0
Powell Valley Assisted Living	Multnomah	11/13/2020	10	0
Heron Pointe Senior Living	Polk	11/13/2020	7	0
Revere Court of Portland	Multnomah	11/14/2020	5	0
Rosewood Park Retirement and Assisted Living	Washington	11/15/2020	11	0
Total	-	-	1482	66

<sup>a</sup>Case and death counts include all cases and deaths associated with the outbreak (e.g., staff, residents, close contacts)

**Table 6. Resolved outbreaks in care facilities, senior living communities and congregate living settings with three or more confirmed COVID-19 cases or one or more COVID-19 related death (n=171)**

Facility name	County	First reported	Total cases <sup>a</sup>	Total deaths <sup>a</sup>
Oregon Veterans' Home - Lebanon	Linn	3/11/2020	38	9
Vineyard Heights Assisted Living	Yamhill	3/16/2020	8	0
The Oaks at Sherwood Park	Marion	3/20/2020	14	1
Regency Park Senior Living	Washington	3/21/2020	16	1
Astor House Senior Living	Yamhill	3/22/2020	15	7
Healthcare at Foster Creek	Multnomah	3/24/2020	116	35

# COVID-19 Weekly Report

Oregon's Weekly Surveillance Summary  
Novel Coronavirus (COVID-19)



Oregon Public Health Division

Published November 18, 2020

Facility name	County	First reported	Total cases <sup>a</sup>	Total deaths <sup>a</sup>
Oregon Veterans' Home - The Dalles	Wasco	3/26/2020	3	0
Salem Transitional Care	Marion	3/27/2020	26	3
Corvallis Manor Nursing & Rehabilitation Center	Benton	3/27/2020	21	3
Marion Estates	Marion	3/30/2020	16	1
Laurelhurst Village	Multnomah	3/30/2020	51	6
Village Health Care	Multnomah	4/1/2020	41	7
Avamere at Bethany	Washington	4/1/2020	10	1
Four Seasons Memory Care	Marion	4/2/2020	4	1
Jason Lee Manor Apartments	Marion	4/10/2020	2	1
Avamere Court at Keizer	Marion	4/11/2020	7	2
Powell Valley Memory Care	Multnomah	4/13/2020	10	2
Country Meadows Village	Marion	4/13/2020	8	3
Cornerstone Care Options	Multnomah	4/16/2020	16	0
Grove and Garden	Washington	4/17/2020	3	1
Countryside Living of Canby	Clackamas	4/19/2020	13	2
St Andrews Memory Care	Multnomah	4/21/2020	3	0
Turner residential care	Marion	4/23/2020	3	1
Cherrywood Village	Multnomah	4/23/2020	6	1
Providence Benedictine Mt. Angel	Marion	4/27/2020	6	1
Prestige Senior Living Orchard Heights	Polk	4/30/2020	55	10
Prestige Senior Living Riverwood	Washington	5/2/2020	11	1
Parkview Christian Assisted Living	Multnomah	5/4/2020	9	1
Odd Fellows Home	Multnomah	5/4/2020	9	1
Jennings McCall Assisted Living	Washington	5/4/2020	9	2
Prestige Post-Acute and Rehabilitation Care Milwaukie	Clackamas	5/9/2020	11	3
Heartwood Place Memory Care	Marion	5/11/2020	2	1
Avamere Park Place	Washington	5/26/2020	6	0
High Lookie	Jefferson	5/26/2020	15	0
Bethesda Lutheran Communities	Washington	5/28/2020	3	0
Boone Ridge Senior Living	Marion	5/31/2020	6	1
Regent Court Memory Care	Benton	6/2/2020	8	1
The Springs at Willow Creek	Marion	6/2/2020	23	4

# COVID-19 Weekly Report

Oregon's Weekly Surveillance Summary  
Novel Coronavirus (COVID-19)



Oregon Public Health Division

Published November 18, 2020

Facility name	County	First reported	Total cases <sup>a</sup>	Total deaths <sup>a</sup>
Brookdale River Valley Tualatin	Clackamas	6/3/2020	13	0
Marquis Hope Village	Clackamas	6/4/2020	113	18
Springs at Carmen Oaks	Clackamas	6/8/2020	28	0
Brookstone Alzheimer's Special Care Center	Marion	6/8/2020	67	14
McLoughlin Place Senior Living	Clackamas	6/12/2020	29	3
Marquis Oregon City	Clackamas	6/14/2020	23	4
Pacific Garden Alzheimer's Unit	Multnomah	6/15/2020	4	1
Avamere Rehabilitation of Newport	Lincoln	6/15/2020	51	7
Arcadia Senior Living	Multnomah	6/16/2020	10	1
Pacifica Senior Living	Multnomah	6/18/2020	18	1
Hidden Lakes Independent Living	Marion	6/18/2020	7	1
Laurelhurst Village Rehab	Multnomah	6/18/2020	3	1
The Springs at Wilsonville	Clackamas	6/18/2020	19	0
Redwood Heights Assisted Living	Marion	6/21/2020	2	1
	Union	6/21/2020	3	0
Lakeview Senior Living	Lincoln	6/21/2020	3	0
Oswego Place by Bonaventure	Clackamas	6/22/2020	21	1
Pearl at Kruse Way	Clackamas	6/23/2020	10	0
Farmington Square Salem Assisted Living	Marion	6/23/2020	34	8
Hawthorne Gardens Senior Living Community	Multnomah	6/24/2020	26	5
Brookdale Assisted Living Ontario	Malheur	6/25/2020	37	5
Avamere Rehab of Beaverton	Washington	6/28/2020	8	0
Providence ElderPlace Glendoveer	Multnomah	6/30/2020	3	0
Hillside Brookdale Independent Living	Yamhill	6/30/2020	12	0
EmPres Hillsboro Health and Rehab Center	Washington	7/1/2020	25	0
Somerset Lodge	Clackamas	7/3/2020	5	0
Avamere Court at Keizer	Marion	7/5/2020	2	1
Gresham Post-Acute Care & Rehabilitation	Multnomah	7/6/2020	3	0
Capitol Manor	Polk	7/6/2020	9	0
Monterey Court Memory Care	Clackamas	7/7/2020	22	5

Data are provisional and subject to change.

Page 20 of 50

# COVID-19 Weekly Report

Oregon's Weekly Surveillance Summary  
Novel Coronavirus (COVID-19)



Oregon Public Health Division

Published November 18, 2020

Facility name	County	First reported	Total cases <sup>a</sup>	Total deaths <sup>a</sup>
Cedar Village Assisted Living & Memory Care	Marion	7/9/2020	4	0
Marquis Mt. Tabor Post Acute Rehab	Multnomah	7/9/2020	7	0
Beaverton Lodge	Washington	7/10/2020	5	0
Avamere Rehabilitation of Coos Bay	Coos	7/10/2020	5	0
Mt. Bachelor Memory Care	Deschutes	7/11/2020	66	8
West Hills Health & Rehabilitation	Multnomah	7/13/2020	3	0
Hood River Care Center	Hood River	7/13/2020	4	0
Regency Hermiston Nursing and Rehab Center	Umatilla	7/13/2020	97	15
Mountain Park Memory Care	Clackamas	7/14/2020	34	4
The Grove and The Gardens	Washington	7/15/2020	3	0
Dorian Place Assisted Living	Malheur	7/15/2020	23	3
Sun Terrace	Umatilla	7/15/2020	10	2
Bonaventure of Salem Assisted Living	Marion	7/16/2020	1	1
Brookdale Wilsonville	Clackamas	7/18/2020	7	1
The Suites Long Term Care Facility	Josephine	7/19/2020	3	0
Bend Transitional Care	Deschutes	7/19/2020	3	0
Forest Grove Rehabilitation & Care Center	Washington	7/19/2020	4	0
Miramont Pointe Assisted Living	Clackamas	7/19/2020	15	1
Tabor Crest	Multnomah	7/20/2020	24	3
Wellsprings Assisted Living	Malheur	7/20/2020	6	1
Cascade Terrace	Multnomah	7/21/2020	8	0
Friendship Health Center	Multnomah	7/21/2020	4	0
Terwilliger Plaza	Multnomah	7/21/2020	12	1
Touchmark in the West Hills	Washington	7/22/2020	18	3
Farmington Square Beaverton	Washington	7/23/2020	14	3
Regency Park	Washington	7/23/2020	22	1
St. Andrew's Memory Care	Multnomah	7/23/2020	22	1
Rose Schnitzer Center for Living	Multnomah	7/24/2020	4	0
The Springs at Tanasbourne	Washington	7/26/2020	6	1
Marquis Forest Grove Assisted Living	Washington	7/28/2020	8	0



# COVID-19 Weekly Report

Oregon's Weekly Surveillance Summary  
Novel Coronavirus (COVID-19)



Oregon Public Health Division

Published November 18, 2020

Facility name	County	First reported	Total cases <sup>a</sup>	Total deaths <sup>a</sup>
Laurel Parc Bethany Village	Washington	7/29/2020	6	0
Emerson House	Multnomah	7/29/2020	46	7
Waterford Grand	Lane	7/30/2020	3	0
Avamere Rehab of Oregon	Clackamas	7/30/2020	3	0
Pear Valley Senior Living	Jackson	7/30/2020	4	0
Rock of Ages	Yamhill	7/30/2020	38	2
Parkland Village	Yamhill	7/30/2020	4	1
Hillside Place	Lincoln	7/30/2020	28	4
Fircrest	Yamhill	7/31/2020	2	1
O'Hara's Manor	Multnomah	7/31/2020	31	2
Dallas Retirement Village	Polk	7/31/2020	6	2
Avamere Crestview of Portland	Multnomah	8/1/2020	29	2
Murray Highland Memory Care	Washington	8/1/2020	35	7
Creekside Rehabilitation and Nursing	Multnomah	8/1/2020	50	6
Prestige Senior Living Orchard Heights	Polk	8/3/2020	3	0
Morning Star Assisted Living and Memory Care	Washington	8/4/2020	21	9
Silvercreek Senior Living	Marion	8/5/2020	4	0
French Prairie Nursing and Rehab	Marion	8/5/2020	92	13
Life Care Rehabilitation	Yamhill	8/7/2020	21	1
Regency Village Prineville	Crook	8/8/2020	7	0
Meadowbrook Place Baker City	Baker	8/9/2020	27	2
Fernhill Estates	Multnomah	8/10/2020	3	0
Country Meadows Village	Marion	8/10/2020	8	0
Gracelen Terrace	Multnomah	8/10/2020	13	0
Ashley Manor Senior Living - Hermiston	Umatilla	8/13/2020	13	0
Lancaster Village	Marion	8/13/2020	7	1
Marquis Hope Village - Vintage Suites	Clackamas	8/13/2020	3	0
Marquis Mill Park Post Acute Rehab	Multnomah	8/14/2020	3	0
Mary's Woods Retirement Community	Clackamas	8/15/2020	5	0
Providence Benedictine Mt. Angel	Marion	8/17/2020	7	0



# COVID-19 Weekly Report

Oregon's Weekly Surveillance Summary  
Novel Coronavirus (COVID-19)



Oregon Public Health Division

Published November 18, 2020

Facility name	County	First reported	Total cases <sup>a</sup>	Total deaths <sup>a</sup>
Springs Clackamas Woods	Clackamas	8/20/2020	3	0
Riverside Manor	Malheur	8/21/2020	3	1
Redwood Heights Assisted Living	Marion	8/22/2020	7	0
Windsor Health and Rehab	Marion	8/24/2020	7	0
Robinson Health and Rehab Center	Multnomah	8/25/2020	2	1
Evergreen Memory Care Facility	Lane	8/25/2020	40	13
Nyssa Gardens	Malheur	8/28/2020	9	0
Regency Redmond	Deschutes	8/28/2020	6	0
Prestige Post-Acute and Rehabilitation Care Milwaukie	Clackamas	8/31/2020	3	0
Avamere at Sandy	Clackamas	8/31/2020	9	0
Pioneer Place Assisted Living	Malheur	8/31/2020	39	2
Pacific Health and Rehab (EHCC)	Washington	9/5/2020	4	0
Melody Court Memory Care	Multnomah	9/5/2020	11	0
Heartwood Place Memory Care	Marion	9/10/2020	23	2
Flagstone Senior Living	Wasco	9/13/2020	51	13
West Hills Health & Rehabilitation	Multnomah	9/15/2020	4	0
Avamere at Three Fountains	Jackson	9/18/2020	4	0
Battlecreek Memory Care	Marion	9/18/2020	16	1
Capital Manor	Polk	9/18/2020	3	0
Rosewood Memory Care	Washington	9/20/2020	13	2
Sapphire at Gateway	Multnomah	9/21/2020	63	10
Springs at Veranda Park	Jackson	9/22/2020	5	0
The Oaks at Sherwood Park	Marion	9/22/2020	6	0
Horton Plaza	Jackson	9/23/2020	3	0
Gateway Living	Lane	9/23/2020	13	0
Elder Health and Living	Lane	9/24/2020	5	0
Marquis Vermont Hills	Multnomah	9/25/2020	13	2
Arbor at Avamere Court	Marion	9/26/2020	6	0
Saint Mary's Home for Boys	Washington	9/27/2020	23	0
Timber Pointe Senior Living	Lane	10/2/2020	4	0
Seaview Senior Living Memory Care Unit	Curry	10/2/2020	23	2
Ashley Manor Senior Living - Klamath Falls	Klamath	10/5/2020	5	0

Data are provisional and subject to change.

Page 23 of 50

# COVID-19 Weekly Report

Oregon's Weekly Surveillance Summary  
Novel Coronavirus (COVID-19)



Oregon Public Health Division

Published November 18, 2020

Facility name	County	First reported	Total cases <sup>a</sup>	Total deaths <sup>a</sup>
Bend Transitional Care	Deschutes	10/7/2020	3	0
Tanner Springs Memory Care	Clackamas	10/8/2020	6	0
Salem Transitional Care	Marion	10/8/2020	8	0
Avamere at Bethany	Washington	10/9/2020	2	1
Hearthstone Nursing & Rehab Center Medford	Jackson	10/10/2020	4	0
Ochoco Manor Apartments	Crook	10/13/2020	7	1
Rose Linn Vintage Place, Memory Care and Residential Care Facility	Clackamas	10/15/2020	6	0
Northwest Memory Care - Florence	Lane	10/18/2020	3	0
Oregon City Health Care Center	Clackamas	10/18/2020	3	0
Willson House	Marion	10/22/2020	3	0
Total	-	-	2668	351

<sup>a</sup>Case and death counts include all cases and deaths associated with the outbreak (e.g., staff, residents, close contacts)

## Weekly Workplace Outbreak Report

OHA is publishing data on cases in workplace outbreaks. Given a cluster of cases in space and time, within plausible incubation periods for the pathogen, OHA epidemiologists will consider cases to be related—i.e., part of a workplace outbreak—unless a more likely alternative source for acquisition is identified. Any suspected workplace outbreak is required to be reported to the local public health authority (see OAR 333-018-015). Local health department and tribal partners investigate to identify workplace outbreaks. This list of outbreaks will be updated as investigations continue, and we learn about epidemiologic links between cases. This list may not reflect all the workplace outbreaks in Oregon.

To protect privacy, OHA is only reporting workplace outbreaks with five or more cases and only for workplaces with at least 30 workers. If more than 50% of the workers are COVID-19 cases, specific case numbers will not be reported. Case counts include all persons linked to the outbreak, which may include household members and other close contacts. The list below includes active workplace outbreaks (Table 7), meaning that there has been a case within the past 28 days. Outbreaks that are resolved are moved to a separate table of resolved outbreaks (Table 8). Outbreaks are removed from the closed outbreak list after 56 days.

The presence of correctional facilities and food packing and agricultural worksites on this list highlights the challenges of controlling COVID-19 in settings where people must work or live

# COVID-19 Weekly Report

Oregon's Weekly Surveillance Summary  
Novel Coronavirus (COVID-19)



Oregon Public Health Division

Published November 18, 2020

in proximity. People of color are overrepresented in agricultural and correctional settings, contributing to the higher rates of COVID-19 observed in these groups. OHA publishes these data in response to public request, but with some concern that workers or staff members at these workplaces might be subject to discrimination.

State and local public health officials work intensively with staff at workplaces where outbreaks are identified to isolate sick workers, test and quarantine those who have been exposed and implement workplace changes to reduce risk of transmission. Unless otherwise noted, public health officials have determined that these workplaces, their workers and their products do not pose significant risk to the public. Workers of a business with a workplace outbreak should never be subjected to discrimination or excluded from patronizing other businesses. In fact, discriminating against workers or avoiding products might jeopardize the economic viability of essential local businesses.

Employers can support their workers with policies that ensure that ill workers are not in the workplace and are not penalized for taking sick leave. Employers should ensure that workers are aware of and understand these policies.

There have been 53 deaths and 9,973 cases associated with all workplace outbreaks that have been reported to date. To protect patient privacy, OHA does not report employee deaths by workplace. Cases that are associated with more than one workplace outbreak will be reported in the case count for all relevant workplace outbreaks.

**Table 7. Active workplace outbreaks with five or more confirmed COVID-19 cases (n=96)**

Workplace	Address	County <sup>a</sup>	Investigation start date	Most recent onset	Total cases
Snake River Correctional Institution	777 Stanton Blvd, Ontario, OR 97914	Malheur	6/24/2020	11/12/2020	542
Eastern Oregon Correctional Institution	2500 Westgate, Pendleton, OR 97801	Umatilla	7/8/2020	11/12/2020	505
Lamb Weston	78153 Westland Road, Hermiston, OR 97838	Umatilla	6/16/2020	10/25/2020	192
Oregon State Correctional Institution	3405 Deer Park Dr SE, Salem	Marion	9/28/2020	11/11/2020	151
Amazon Troutdale	1250 NW Swigert Rd, Troutdale, OR 97060	Multnomah	5/21/2020	11/7/2020	90
Salem Hospital	890 Oak Street SE, Salem, OR 97301	Marion	5/27/2020	11/11/2020	86
Fred Meyer Distribution Center	11500 OR 212, Clackamas, OR 97015	Clackamas	10/22/2020	11/10/2020	85
Amy's Kitchen	441 W Antelope Rd, White City, OR 97503	Jackson	7/28/2020	11/6/2020	84
Lamb Weston East	750 Columbia Ave NE, Boardman, OR 97818	Morrow	7/13/2020	10/31/2020	78

Data are provisional and subject to change.

Page 25 of 50

# COVID-19 Weekly Report

Oregon's Weekly Surveillance Summary  
Novel Coronavirus (COVID-19)



Oregon Public Health Division

Published November 18, 2020

Workplace	Address	County <sup>a</sup>	Investigation start date	Most recent onset	Total cases
Walmart Distribution Center	2650 US-395, Hermiston, OR 97838	Umatilla	6/30/2020	11/12/2020	76
Good Shepherd Hospital	610 NW 11th St, Hermiston, OR 97838	Umatilla	7/16/2020	11/9/2020	68
Planasa Oregon Operations, LLC	8383 Short Rd, Klamath Falls, OR 97603	Klamath	10/1/2020	10/9/2020	65
J. Frank Schmidt & Son Co.	9500 SE 327th Ave, Boring, OR 97009	Clackamas	7/28/2020	11/2/2020	64
Amazon Aumsville	4775 Depot Ct SE, Salem, OR 97317	Marion	5/21/2020	11/12/2020	53
Oregon State Hospital	2600 Center St NE, Salem, OR 97301	Marion	7/13/2020	11/11/2020	52
Lamb Weston Boardman Pac Center	730 Columbia Ave NE, Boardman OR 97818	Morrow	7/1/2020	11/8/2020	51
Georgia Pacific	30470 American Dr, Halsey, OR 97348	Linn	10/7/2020	10/23/2020	36
Mercy Medical Center	2700 NW Stewart Pkwy, Roseburg, OR 97471	Douglas	9/25/2020	11/8/2020	34
Don Pancho Authentic Mexican Food Work	3060 Industrial Way NE, Salem, OR 97301	Marion	7/19/2020	11/4/2020	31
OrePac Building Products	30170 SW Orepac Ave, Wilsonville, OR 97070	Clackamas	10/30/2020	11/7/2020	23
BrucePac	380 S Pacific Hwy, Woodburn, OR 97071	Marion	6/4/2020	11/10/2020	22
Westside Drywall	2755 Pacific Hwy, Hubbard, OR 97032	Marion	8/21/2020	11/11/2020	22
Clackamas County Sheriff's Office	9101 SE Sunnybrook Blvd, Clackamas, OR 97015	Clackamas	11/2/2020	11/8/2020	22
Skyline Homes, Inc	550 SW Booth Bend Rd, McMinnville, OR 97128	Yamhill	11/5/2020	11/13/2020	21
CabDoor	2900 Pringle Rd SE Ste #150, Salem, OR 97302	Marion	7/24/2020	11/1/2020	19
North American Plants	9375 SE Warmington Rd, McMinnville, OR 97128	Marion	10/1/2020	10/27/2020	18
Ascentron	994 Antelope Rd, White City, OR 97503	Jackson	8/24/2020	11/9/2020	18
Eugene Springfield Fire	1705 W Second Ave, Eugene, OR 97402	Lane	10/26/2020	11/7/2020	18
J & J Snack Foods	103 E Depot St, Weston, OR 97886	Umatilla	7/30/2020	10/26/2020	17
Home Depot	300 W Harper Rd, Hermiston, OR 97838	Umatilla	7/24/2020	11/1/2020	17
Andersen Construction Co	2825 E Barnett Rd, Medford, OR 97504	Jackson	10/20/2020	10/24/2020	16
Harry and David's	2800 S. Pacific Hwy, Medford, OR 97501	Jackson	10/15/2020	11/5/2020	15
Roseburg VA Health Care System	913 NW Garden Valley Blvd, Roseburg, OR 97471	Douglas	9/18/2020	11/5/2020	15

# COVID-19 Weekly Report

Oregon's Weekly Surveillance Summary  
Novel Coronavirus (COVID-19)



Oregon Public Health Division

Published November 18, 2020

Workplace	Address	County <sup>a</sup>	Investigation start date	Most recent onset	Total cases
Target Distribution Center	875 Beta Dr SW, Albany, OR 97321	Linn	9/14/2020	11/10/2020	15
Murphy Plywood	2350 Prairie Rd, Eugene, OR 97402	Lane	10/7/2020	11/9/2020	15
Eagle Precision Sheet Metal	761 N Holladay St, Cornelius, OR 97113	Washington	10/28/2020	10/28/2020	14
Cardinal Glass Industries, Inc	3125 Neal Creek Mill Rd, Hood River, OR 97031	Hood River	10/7/2020	10/25/2020	13
Lowes Distribution Center	1001 Reeves Pkwy, Lebanon, OR 97355	Linn	9/17/2020	11/2/2020	13
Costco	3075 Hamrick Rd, Central Point, OR 97502	Jackson	10/7/2020	10/31/2020	12
Travel Centers of America	790 NW Frontage Rd, Troutdale, OR 97060	Multnomah	10/7/2020	10/23/2020	11
Beaudry's Custom Woodworking	653 S Springbrook Rd, Newberg, OR, 97132	Yamhill	9/8/2020	10/23/2020	11
Dutch Bros Coffee	660 N 1st St, Hermiston, OR 97838	Umatilla	10/26/2020	10/24/2020	11
Terra Nova Nurseries, Inc	10051 S Macksburg Rd #9323, Canby, OR 97013	Clackamas	10/16/2020	11/5/2020	11
Marquis Corp	596 Hoffman Rd, Independence, OR 97351	Polk	10/28/2020	11/4/2020	11
Townsend Farms	23303 NE Sandy Blvd, Fairview, OR 97024	Multnomah	10/26/2020	11/8/2020	11
World Class Technology	1300 NE Alpha Dr, McMinnville, OR 97128	Yamhill	11/6/2020	11/12/2020	11
GTS Interior Supply	4033 NW Yeon Ave, Portland, OR 97210	Multnomah	11/12/2020	11/7/2020	10
Supermercados Mexico	970 SE Oak St, Hillsboro, OR 97123	Washington	10/20/2020	10/21/2020	9
Fred Meyer	14700 SE Division St, Portland, OR 97236	Multnomah	10/26/2020	10/24/2020	9
Jacobs Heating & Air Conditioning	4474 SE Milwaukie Ave, Portland, OR 97202	Multnomah	10/1/2020	11/1/2020	9
City of Beaverton Police Department	6125 SW Hall Blvd, Beaverton, OR 97005	Washington	10/29/2020	10/31/2020	9
Talecris Plasma Resources	10115 SE Stark St, Portland, OR 97216	Multnomah	10/17/2020	10/27/2020	9
Teufel Holly Farms, Inc	35600 NW Zion Church Rd, Cornelius, OR 97113	Washington	10/29/2020	10/29/2020	9
Fleetwood Homes	2655 Progress Way, Woodburn, OR 97071	Marion	9/18/2020	11/3/2020	9
Plycem USA LLC	1200 Ave G, White City, OR 97503	Jackson	11/2/2020	10/29/2020	9
Jet Industries	1935 Silverton Rd NE, Salem, OR 97301	Marion	9/12/2020	11/10/2020	9
Trillium Family Services	3415 SE Powell Blvd, Portland, OR 97202	Multnomah	10/20/2020	11/4/2020	9
Harney Hospital	557 W Washington St, Burns, OR 97720	Harney	10/19/2020	10/23/2020	8
LBD Landscaping	20400 S Redland Rd, Oregon City, OR 97045	Clackamas	10/26/2020	10/21/2020	8
AM-1 Roofing	52 SE 9th St, Bend, OR 97702	Deschutes	10/28/2020	10/26/2020	8



# COVID-19 Weekly Report

Oregon's Weekly Surveillance Summary  
Novel Coronavirus (COVID-19)



Oregon Public Health Division

Published November 18, 2020

Workplace	Address	County <sup>a</sup>	Investigation start date	Most recent onset	Total cases
Disdero Lumber Company	12301 SE Carpenter Dr, Clackamas, OR 97015	Clackamas	10/14/2020	11/1/2020	8
Bailey Nurseries	9855 NW Pike Rd, Yamhill, OR 97148	Yamhill	9/27/2020	10/31/2020	7
Walmart	1775 E Idaho Ave, Ontario, OR 97914	Malheur	10/21/2020	11/1/2020	7
Josephine County Jail	1901 NE F St, Grants Pass, OR 97526	Josephine	11/4/2020	11/3/2020	7
Bi-Mart	833 E Central Ave, Sutherlin, OR 97479	Douglas	11/5/2020	11/5/2020	7
Spooky's Pizza	3320 W 6th St, The Dalles, OR 97058	Wasco	11/2/2020	11/8/2020	7
Coffee Creek Intake Center	24499 SW Grahams Ferry Rd, Wilsonville, OR 97070	Washington	11/4/2020	11/4/2020	7
Costco Wholesale Corp	2500 NE Hwy 20, Bend, OR, 97701	Deschutes	11/13/2020	11/12/2020	7
Roseburg Forest Products	451 N Cedar Point Rd, Coquille, OR 97423	Coos	10/29/2020	11/1/2020	6
Mary's Harvest Fresh Foods	2705 NE Argyle St, Portland, OR 97211	Multnomah	10/16/2020	10/22/2020	6
DMH, Inc	3802 24th Ave, Forest Grove, OR 97116	Washington	10/24/2020	10/22/2020	6
Reser's Fine Foods	6999 NE Century Blvd, Hillsboro, OR 97124	Washington	10/30/2020	10/24/2020	6
Lebanon Community Hospital	525 Santiam Hwy SE, Lebanon, OR 97355	Linn	9/29/2020	10/24/2020	6
Clint Newell Auto Group	1481 NE Stephens St, Roseburg, OR 97470	Douglas	10/31/2020	11/5/2020	6
Best Buy	3801 Center St NE, Salem, OR 97301	Marion	11/5/2020	11/2/2020	6
Costco Wholesale Corp	1010 Hawthorne Ave SE, Salem, OR 97301	Marion	11/6/2020	11/6/2020	6
AG Specialty Foods	2600 SE Marwell, Milwaukie, OR 97222	Clackamas	11/8/2020	11/7/2020	6
Attune Foods, LLC	2600 Prairie Rd, Eugene, OR 97402	Lane	11/13/2020	11/11/2020	6
Grande Ronde Hospital	900 Sunset Dr, La Grande, OR 97850	Union	11/12/2020	11/11/2020	6
Oregon Health & Science University (A)	3181 SW Sam Jackson Park Rd, Portland, OR 97239	Multnomah	10/21/2020	10/24/2020	5
Loen Nursery	6803 Kinns Rd NE, Woodburn, OR 97071	Marion	9/28/2020	10/26/2020	5
St. Charles Bend	2500 NE Neff Rd, Bend, OR 97701	Deschutes	10/23/2020	10/27/2020	5
Oregon Freeze Dry	525 25th Ave SW, Albany, OR 97322	Linn	9/25/2020	11/3/2020	5
TerraFirma Foundation Systems	13110 SW Wall St, Portland, OR 97223	Washington	10/18/2020	10/21/2020	5
Oregon Health & Science University (B)	3181 SW Sam Jackson Park Rd, Portland, OR 97239	Multnomah	11/5/2020	11/3/2020	5
Monrovia Nursery	13455 SE Lafayette Hwy, Dayton, OR 97114	Yamhill	10/12/2020	10/30/2020	5
Hope Orthopedics of Oregon	1600 State St, Salem, OR 97301	Marion	11/4/2020	11/3/2020	5
Miller Timber	24745 Alsea Hwy, Philomath, OR 97370	Benton	11/2/2020	11/3/2020	5
Rosboro Company, LLC	2509 Main St, Springfield, OR 97477	Lane	11/3/2020	11/3/2020	5

# COVID-19 Weekly Report

Oregon's Weekly Surveillance Summary  
Novel Coronavirus (COVID-19)



Oregon Public Health Division

Published November 18, 2020

Workplace	Address	County <sup>a</sup>	Investigation start date	Most recent onset	Total cases
Turner Lumber, Inc	5190 Chicago St SE, Turner, OR 97392	Marion	10/19/2020	11/6/2020	5
Bob's Red Mill	13521 SE Pheasant Ct, Milwaukie, OR 97222	Clackamas	10/12/2020	10/30/2020	5
Lanz Cabinets	3025 W 7th Pl, Eugene, OR 97402	Lane	11/1/2020	11/3/2020	5
Costco Wholesale Corp	3130 Killdeer Ave, Albany, OR 97322	Linn	11/6/2020	11/6/2020	5
A-dec Inc	2601 Crestview Drive, Newberg, OR 97132	Yamhill	11/8/2020	11/7/2020	5
First Student Inc	190 N Wall St, Coos Bay, OR 97420	Coos	11/10/2020	11/12/2020	5
FEMA Joint Field Office	200 Commercial St SE, Salem, OR 97301	Marion	10/26/2020	11/13/2020	5

<sup>a</sup>County of workplace. COVID-19 cases may reside in multiple counties.

**Table 8. Recently resolved workplace outbreaks with five or more confirmed COVID-19 cases (n=60)**

Workplace	Address	County <sup>a</sup>	Investigation start date	Most recent onset	Total cases
Two Rivers Correctional Institution	82911 Beach Access Rd, Umatilla, OR 97882	Umatilla	6/24/2020	10/2/2020	128
Pacific Seafood	450 NE Skipanon Dr, Warrenton, OR 97146	Clatsop	9/15/2020	9/27/2020	95
Walmart	1350 N 1st St, Hermiston, OR 97838	Umatilla	7/9/2020	9/23/2020	57
Columbia River Processing (TCCA)	79588 Rippe Rd, Boardman, OR 97013	Morrow	6/16/2020	9/27/2020	41
Smith Frozen Foods, Inc.	101 E Depot St, Weston, OR 97886	Umatilla	7/24/2020	9/21/2020	39
Threemile Canyon Farms	75906 Threemile Rd, Boardman, OR 97818	Morrow	6/30/2020	9/24/2020	27
New Season Foods, Inc	2329 Yew St, Forest Grove, OR 97116	Washington	9/23/2020	9/28/2020	27
SYGMA Network	13019 SE Jennifer St #404, Clackamas, OR 97015	Clackamas	9/24/2020	10/15/2020	22
Triplett Wellman, Inc	14650 SW 97th Ave, Tigard, OR 97224	Washington	9/29/2020	9/20/2020	20
Seneca Sawmill Co	22476 Fir St, Noti, OR 97461	Lane	9/23/2020	10/4/2020	19
Eagle Veneer, Inc	450 Lasalle St, Harrisburg, OR 97446	Linn	10/5/2020	10/10/2020	19
Freres Lumber	141 14th St, Lyons, OR 97358	Linn	8/16/2020	10/20/2020	19
Oregon Potato Company	650 Columbia Ave NE, Boardman, OR 97818	Morrow	6/26/2020	9/19/2020	18
Oregon Beverage Recycling Cooperative	2105 W Broadway, Eugene, OR 97402	Lane	9/19/2020	10/6/2020	17
Pacific Coast Fruit	201 NE 2nd Ave Ste 100, Portland, OR 97232	Multnomah	6/22/2020	10/5/2020	16
White City VA Rehab Center & Clinics	8495 Crater Lake Hwy, White City, OR 97503	Jackson	9/23/2020	10/14/2020	16
MHA Resource Company	5120 NE 42nd Ave, Portland, OR 97218	Multnomah	9/12/2020	9/30/2020	14
Eugene Water and Electric Board	500 E 4th Ave, Eugene, OR 97402	Lane	9/27/2020	9/28/2020	13

Data are provisional and subject to change.

Page 29 of 50



# COVID-19 Weekly Report

Oregon's Weekly Surveillance Summary  
Novel Coronavirus (COVID-19)



Oregon Public Health Division

Published November 18, 2020

Workplace	Address	County <sup>a</sup>	Investigation start date	Most recent onset	Total cases
Boardman Foods Inc	71320 Columbia Blvd, Boardman, OR 97818	Morrow	7/12/2020	9/23/2020	12
Coffee Creek Correctional Facility	24499 SW Grahams Ferry Rd, Wilsonville, OR 97070	Washington	9/15/2020	9/30/2020	12
Beef Northwest Feeders	66407 Taggares Ln, Boardman, OR 97818	Morrow	8/10/2020	9/22/2020	11
Chick-fil-A	12520 SE 93rd Ave, Clackamas, OR 97015	Clackamas	9/28/2020	10/2/2020	11
SDLA Courier Service	15000 N Lombard St, Portland, OR 97203	Multnomah	8/4/2020	10/2/2020	11
Walmart	2051 Newmark Ave, Coos Bay, OR 97420	Coos	10/16/2020	10/18/2020	11
Essex General Construction	1604 NE Glisan St, Portland, OR 97232	Multnomah	9/24/2020	9/23/2020	10
Oregon Spice Company	13320 NE Jarrett St, Portland, OR 97230	Multnomah	7/31/2020	10/4/2020	9
Flexpack Corporation	1006 SE 9th St, Bend, OR 97702	Deschutes	9/28/2020	9/28/2020	9
GEM Equipment of Oregon, Inc	1010 North Main St, Mount Angel, OR 97362	Marion	9/23/2020	9/23/2020	9
Vigor Industrial	5555 N Channel Ave, Portland, OR 97217	Multnomah	10/17/2020	10/10/2020	9
Yamhill County Mushrooms	7246 NW Lilac Hill Rd, Yamhill, OR 97148	Yamhill	10/12/2020	10/12/2020	9
LMC Construction	11090 SW 68th Pkwy, Tigard, OR 97223	Washington	10/8/2020	10/3/2020	8
All Trades General Contractors	4945 NE 109th Ave, Portland, OR 97220	Multnomah	10/6/2020	10/5/2020	8
Lithia Chrysler Dodge Jeep RAM of Portland	633 NE 12th Ave, Portland, OR 97232	Multnomah	10/5/2020	10/10/2020	8
PacWest Drywall and Painting	1015 Molalla Ave, Oregon City, OR 97045	Clackamas	10/10/2020	10/19/2020	8
Panda Express Keizer	2675 Jorie Lane NE, Keizer, OR 97303	Marion	9/11/2020	9/21/2020	7
Dennis Uniform	135 SE Hawthorne Blvd, Portland, OR 97214	Multnomah	8/11/2020	9/28/2020	7
Leupold & Stevens, Inc	14400 NW Greenbriar Pkwy, Beaverton, OR 97006	Washington	10/6/2020	10/5/2020	7
Dynalectric	2225 NW 20th Ave, Portland, OR 97209	Multnomah	10/15/2020	10/11/2020	7
Standard Multiwall Bag Manufacturing Co	1800 SW Merlo Dr, Beaverton, OR 97003	Washington	10/5/2020	10/11/2020	7
Kingsford Charcoal Manufacturing	3315 Marcola Rd, Springfield, OR 97477	Lane	9/23/2020	9/23/2020	6
ValleyScapes	14577 SE Anderson Rd, Damascus, OR 97089	Washington	8/11/2020	9/24/2020	6
BedMart	10200 SW Commerce Cir, Wilsonville, OR 97070	Clackamas	10/1/2020	10/4/2020	6
Diamond Fruit Growers	3515 Chevron Dr, Hood River, OR 97031	Hood River	10/7/2020	10/7/2020	6
KFK Seasonings	2753 NE Riverside Way, Portland, OR 97211	Multnomah	10/14/2020	10/20/2020	6
United Parcel Service	6235 N Basin Ave, Portland, OR 97217	Multnomah	10/14/2020	10/20/2020	6

# COVID-19 Weekly Report

Oregon's Weekly Surveillance Summary  
Novel Coronavirus (COVID-19)



Oregon Public Health Division

Published November 18, 2020

Workplace	Address	County <sup>a</sup>	Investigation start date	Most recent onset	Total cases
The Nile Gentlemen's Club	1030 OR-99, Eugene, OR 97402	Lane	9/21/2020	9/18/2020	5
River Lodge and Grill	6 Marine Dr NE, Boardman, OR 97818	Morrow	8/10/2020	9/22/2020	5
Do It Best	333 S Woodland Ave, Woodburn, OR 97071	Marion	9/20/2020	9/23/2020	5
WARN Industries	12900 SE Capps Road, Clackamas, OR 97015	Clackamas	9/4/2020	9/24/2020	5
Wells Fargo Bank	6305 NE Bennett St, Hillsboro, OR 97214	Washington	10/14/2020	9/25/2020	5
Pacific NW Marble & Granite	2840 Industrial Ave, Hubbard, OR 97032	Marion	9/26/2020	9/26/2020	5
Culver Glass Company	2619 NW Industrial St, Portland, OR 97210	Multnomah	9/10/2020	10/5/2020	5
Artisan Dental Lab	2532 SE Hawthorne Blvd, Portland, OR 97214	Multnomah	10/8/2020	10/3/2020	5
Roseburg Forest Products	10599 Old Hwy 99 S, Winston, OR 97496	Douglas	10/8/2020	10/9/2020	5
McMinnville Water & Light	855 NE Marsh Ln, McMinnville, OR 97218	Yamhill	10/6/2020	10/11/2020	5
Organically Grown Co	20078 NE Sandy Blvd, Portland, OR 97230	Multnomah	10/9/2020	10/14/2020	5
Evergreen Family Medicine	2570 NW Edenbower Blvd, Roseburg, OR 97471	Douglas	10/15/2020	10/20/2020	5
Salem Clinic	2020 Capitol Street NE, Salem, OR 97301	Marion	10/13/2020	10/20/2020	5
McDonald's	15960 SE 82nd Dr, Clackamas, OR 97015	Clackamas	10/6/2020	10/19/2020	5
Quantum Clean	8055 NE Jacobson St, Hillsboro, OR 97124	Washington	11/3/2020	10/20/2020	5

## Weekly Child Care Outbreak Report

OHA is publishing data on cases in child care settings. Given a cluster of cases in space and time, within plausible incubation periods for the pathogen, OHA epidemiologists will consider cases to be related—i.e., part of a child care outbreak—unless a more likely alternative source for acquisition is identified. Any suspected child care outbreak is required to be reported to the local public health authority (see OAR 333-018-015). Local health department and tribal partners investigate to identify outbreaks in these settings. This list of outbreaks will be updated as investigations continue, and as we learn about epidemiologic links between cases. This list may not reflect all of the outbreaks in child care settings in Oregon.

As of September 23, 2020, OHA will report child care outbreaks with 2 or more cases in child care settings with the capacity for more than 16 students. Previously, OHA reported child care outbreaks with five or more cases and in settings with at least 30 students. Case counts include all persons linked to the outbreak, which may include household members or other close contacts. The list below includes active child care outbreaks (Table 9), meaning that there has been a case within the past 28 days. Outbreaks that are resolved will be moved to a separate table (Table 10) of resolved outbreaks. Outbreaks will be removed from the list of resolved outbreaks after 56 days. In addition to the 12 outbreaks listed below, there are two outbreaks in a day care center that has a capacity of 16 or fewer children.

# COVID-19 Weekly Report

Oregon's Weekly Surveillance Summary  
Novel Coronavirus (COVID-19)



Oregon Public Health Division

Published November 18, 2020

**Table 9. Child care facilities reporting active COVID-19 outbreaks (n=14)**

Facility	Address	County	Investigation start date	Most recent onset	Total cases
New Dream Family Center	1295 W 18th Ave, Eugene, OR 97402	Lane	9/29/2020	11/10/2020	28
Inspire Learning Center - Westside	929 SW Simpson Ave., Bend, OR 97702	Deschutes	11/7/2020	11/7/2020	4
The Playground at Providence St. Vincent YMCA Child Development Center	9427 SW Barnes Rd Portland OR 97225, Portland, OR 97225	Washington	11/2/2020	11/5/2020	2
Woodburn Family Learning Center	1440 Newberg Hwy, Woodburn, OR 97071	Marion	11/3/2020	11/4/2020	4
Trinity Early Learning Center	552 NE Killingsworth St, Portland OR 97218	Multnomah	10/7/2020	11/3/2020	5
Community Action Head Start-Middle Grove	2475 Center St NE, Salem, OR 97301	Marion	11/5/2020	11/3/2020	3
KinderCare SW Baseline	18685 SW Baseline Beaverton 97006	Washington	11/2/2020	10/31/2020	4
Harney Kids Club	267 S. Egan, Burns, OR 97220	Harney	10/26/2020	10/28/2020	7
Howard Head Start	790 Howard Ave, Eugene, OR 97404	Lane	11/2/2020	10/28/2020	2
The Goddard School	5210 S Corbett Ave, Portland, OR 97239	Multnomah	10/19/2020	10/27/2020	7
Valley Catholic School Early Learning Center - St. Mary's	4450 SW St Marys Dr, Beaverton, OR 97078	Washington	10/28/2020	10/27/2020	2
Animal House Day Care	2740 W Main St, Medford, OR 97501	Jackson	10/19/2020	10/24/2020	13
Oregon Child Development Coalition	2727 SE Anderson Rd Gresham OR 97080	Multnomah	10/26/2020	10/24/2020	4
Punkin Seed Preschool	305 S 5th st , Lebanon, OR 97355	Linn	10/30/2020	10/23/2020	2

**Table 10. Recently resolved child care facilities reporting recently resolved COVID-19 outbreaks (n=16).**

# COVID-19 Weekly Report

Oregon's Weekly Surveillance Summary  
Novel Coronavirus (COVID-19)



Oregon Public Health Division

Published November 18, 2020

Facility	Address	County	Investigation start date	Most recent onset	Total cases
Kids Inc	821 N. Riverside Ave., Medford, OR 97501	Jackson	10/23/2020	10/19/2020	2
Kings Kids	3990 NW 1st, Gresham, OR 97030	Multnomah	10/08/2020	10/14/2020	4
Gresham Kinder Care	2180 NE Division St, Gresham, OR 97030	Multnomah	10/16/2020	10/14/2020	2
Community Action Head Start - Buena Crest	8485 River Rd N, Keizer, OR 97303	Marion	10/15/2020	10/13/2020	2
KLA School of Hillsboro	1855 NE 48th Ave, Hillsboro, OR 97124, Hillsboro, OR 97124	Washington	10/13/2020	10/12/2020	5
Oregon Child Development Center-Malheur	308 E 2nd St, Nyssa, OR 97913	Malheur	09/16/2020	10/12/2020	7
Kindercare	2506 Oakmont Way, Eugene, OR 97401	Lane	10/11/2020	10/11/2020	3
Oregon Child Development Center-Ontario	482 SE 3rd St, Ontario, OR 97914	Malheur	09/05/2020	10/11/2020	6
The Children's Garden	2035 NW Front Ave Suite 100, Portland OR 97209	Multnomah	10/2/2020	10/5/2020	3
South Lake Preschool	1555 SW Borland Rd, West Linn, OR 97068	Clackamas	10/1/2020	10/1/2020	6
Gresham Heights Learning	4400 SW 11th St, Gresham, OR 97060	Multnomah	9/21/2020	9/26/2020	7
Adventure Club Daycare	4646 Barger Dr, Eugene, OR 97030	Lane	09/21/2020	09/18/2020	5
Little Village Learning Center	445 High St SE #140, Salem, OR 97761	Marion	09/07/2020	09/14/2020	22
Blue Skies and Butterflies Daycare	15760 SW Davis Rd, Beaverton, OR 97351	Washington	09/08/2020	09/09/2020	3
Mari's Place Childcare	865 NW Reiman Ave, Corvallis, OR 97266	Benton	09/04/2020	08/26/2020	3
Faces of America Daycare	1687 Summer Street, Salem, OR 97756	Marion	08/24/2020	08/26/2020	5

## Weekly COVID-19 and Kindergarten-12<sup>th</sup> Grade School Report

# COVID-19 Weekly Report

Oregon's Weekly Surveillance Summary  
Novel Coronavirus (COVID-19)



Oregon Public Health Division

Published November 18, 2020

OHA is publishing data on COVID-19 cases associated with schools that offer in-person instruction. This is to inform the public of potential COVID-19 exposure and to provide transparency surrounding COVID-19 in schools. School is defined as any place of learning for students from kindergarten through twelfth grade, or a subset, with at least 30 students enrolled. This includes, but is not limited to, public schools, private schools, parochial and charter schools. Staff is defined as any person who works full time or part-time at the school, regardless of their position. A volunteer is defined as any person who volunteers onsite. Cases are reported if they worked or attended school (either for class or other activities like a sports practice) during their exposure or infectious period.

Table 11 below includes all schools that have 1 or more cases of COVID-19 in students or staff/volunteers where the most recent onset occurred within the past 28 days. Schools that have 1 or more cases of COVID-19 in students or staff/volunteers where the most recent onset occurred more than 28 days ago will be moved to a separate table. Archived schools with COVID-19 cases, defined as a school with no new cases for 56 days after the last case's onset, will be removed from the COVID-19 Weekly Report.

**Table 11. Schools with recent COVID-19 cases (n=67)**

School name	Address	County	Students	Staff/ volunteer	Most recent onset
Talmadge Middle School	51 South 16th Street, Independence, OR 97351	Polk	0	1	11/30/2020
Pendleton Early Learning Center	455 SW 13th St, Pendleton, OR 97801	Umatilla	0	2	11/12/2020
Days Creek Charter School	11381 Tiller Trail Hwy, Days Creek, OR 97429	Douglas	0	1	11/11/2020
Abraham Lincoln Elementary	3101 McLoughlin Dr, Medford, OR 97504	Jackson	0	1	11/11/2020
Monmouth Elementary School	958 E Church St, Monmouth, Monmouth, OR 97361	Polk	0	1	11/10/2020
Waldport Middle/High School	3000 S Crestline Dr, Waldport, OR 97394	Lincoln	0	2	11/9/2020
Sunridge Middle School	700 SW Runnion Ave, Pendleton, OR 97801	Umatilla	0	2	11/9/2020
Union Elementary School	166 W. Dearborn Street, Union, OR 97883	Union	2	1	11/9/2020
Ontario High School	1115 W Idaho St, Ontario, OR 97914	Malheur	0	1	11/8/2020



# COVID-19 Weekly Report

Oregon's Weekly Surveillance Summary  
Novel Coronavirus (COVID-19)



Oregon Public Health Division

Published November 18, 2020

School name	Address	County	Students	Staff/ volunteer	Most recent onset
Pendleton High School	1800 NW Carden Ave., Pendleton, OR 97801	Umatilla	0	2	11/8/2020
The Nest Program	2480 NE Twin Knolls Dr, Bend, OR 97701	Deschutes	0	1	11/7/2020
St Paul Elementary School	20449 Main St NE, Saint Paul, OR 97137	Marion	0	1	11/7/2020
Hucrest Elementary School	1810 NW Kline St, Roseburg, OR 97471, OR	Douglas	1	2	11/6/2020
Tri-City Elementary School	546 Chadwick Ln, Myrtle Creek, OR 97457	Douglas	2	0	11/6/2020
Howard Elementary School	286 Mace Rd., Medford, OR 97501	Jackson	1	3	11/6/2020
Franciscan Montessori Earth School	14750 SE Clinton St, Portland, OR 97236	Multnomah	0	1	11/6/2020
Luckiamute Valley Charter School	17475 Bridgeport Rd, Dallas, OR 97338	Polk	1	0	11/6/2020
Armand Larive Middle School	1497 SW 9th St, Hermiston, OR 97838	Umatilla	0	1	11/6/2020
South Baker Intermediate School	1285 3rd St, Baker City, OR 97814, , OR	Baker	1	0	11/5/2020
Annex Charter School	402 Annex Rd, Ontario, OR 97914	Malheur	0	1	11/5/2020
Waldo Middle School	2805 Lansing Ave, Salem, OR 97301	Marion	0	1	11/5/2020
Hermiston High School	600 S 1st St, Hermiston, OR 97838	Umatilla	1	0	11/5/2020
Cove Elementary School	803 Main Street, Cove, OR 97824	Union	1	0	11/5/2020
Wallowa High School	315 1st St, Wallowa, OR 97885	Wallowa	8	1	11/5/2020
Adrian High School	305 Owyhee St, Adrian, OR 97901	Malheur	1	0	11/4/2020
McNary High School	595 Chemawa Rd N, Keizer, OR 97303	Marion	2	1	11/4/2020
Hillcrest Elementary School	100 Maine Ave, North Bend, OR 97459	Coos	2	0	11/3/2020
Lakeview Academy	10501 47th Ave SW, Lakewood, WA 98499	Lake	0	1	11/3/2020

# COVID-19 Weekly Report

Oregon's Weekly Surveillance Summary  
Novel Coronavirus (COVID-19)



Oregon Public Health Division

Published November 18, 2020

School name	Address	County	Students	Staff/ volunteer	Most recent onset
Stanfield Elementary School	1120 N Main St, Stanfield, OR 97875	Umatilla	2	0	11/3/2020
Greenwood Elementary School	2300 N Spruce Street, La Grande, OR 97850	Union	0	2	11/3/2020
McGovern Elementary School*	600 Elwood St, Winston, OR 97496	Douglas	1	0	11/2/2020
Melrose Elementary School*	2960 Melrose Rd, Roseburg, OR 97471	Douglas	0	1	11/2/2020
Ruch Outdoor Community School	156 Upper Applegate Rd, Jacksonville, OR 97530	Jackson	1	0	11/2/2020
Table Rock Elementary School	2830 Maple Ct, White City, OR 97503	Jackson	0	1	11/2/2020
Cascade Junior High School*	10226 Marion Road SE, Turner, OR 97392	Marion	1	0	11/2/2020
Cesar Chavez Elementary School	2400 Walker Rd NE, Salem OR 97305	Marion	0	1	11/2/2020
Irrigon Junior Senior High School	315 E Wyoming St, Irrigon, OR 97844	Morrow	2	0	11/2/2020
Weston Middle School	205 E Wallace St, Weston, OR 97886	Umatilla	0	1	11/2/2020
Brooklyn Primary School*	1350 Washington St, Baker City, OR 97814	Baker	1	0	11/1/2020
Spring Mountain Christian Academy	12152 SE Mather Rd, Clackamas, OR 97015	Clackamas	1	2	11/1/2020
Sutherlin Middle School	649 E 4th Ave, Sutherlin, OR 97479	Douglas	2	0	11/1/2020
Crater High School	655 N 3rd St, Central Point, OR 97502	Jackson	2	0	11/1/2020
Sams Valley Elementary School	14235 Table Rock Rd, Central Point, OR 97502	Jackson	2	0	11/1/2020
North Salem High School	765 14th St NE, Salem, OR 97301	Marion	0	3	11/1/2020
South Salem High School	910 Church St SE, Salem, OR 97302	Marion	2	0	11/1/2020
Sutherlin East Elementary School	323 E 3rd Ave, Sutherlin, OR 97479	Douglas	3	1	10/31/2020
Vale Elementary School	403 E Street West, Vale, OR 97918	Malheur	2	3	10/31/2020



# COVID-19 Weekly Report

Oregon's Weekly Surveillance Summary  
Novel Coronavirus (COVID-19)



Oregon Public Health Division

Published November 18, 2020

School name	Address	County	Students	Staff/ volunteer	Most recent onset
Pacific Crest Community School	116 NE 29th Ave, Portland, OR 97232	Multnomah	1	0	10/31/2020
Meridian Creek Middle School	6300 SW Hazel St, Wilsonville, OR 97070	Clackamas	0	1	10/30/2020
Green Elementary School	4498 Carnes Rd, Roseburg, OR 97471	Douglas	0	1	10/30/2020
Rogue Valley Adventist School	3675 S Stage Rd, Medford, OR 97501	Jackson	1	0	10/30/2020
German International School	3900 SW Murray Blvd. Beaverton, OR 97005	Washington	1	0	10/30/2020
Riverview School	1011 Mountain River Dr, Lebanon, OR 97355	Linn	0	1	10/29/2020
Visitation Catholic School*	4189 NW Visitation Rd, Forest Grove, OR 97116	Washington	0	1	10/29/2020
Obsidian Middle School*	1335 SW Obsidian Ave, Redmond, OR 97756	Deschutes	0	1	10/28/2020
Forest Grove High School	1401 Nichols Ln., Forest Grove, OR 97118	Washington	1	1	10/28/2020
Coffenberry Middle School*	591 NE Rice St, Myrtle Creek, OR 97457	Douglas	1	0	10/27/2020
Pilot Rock High School	101 NE Cherry St, Pilot Rock, OR 97868	Umatilla	0	2	10/26/2020
Madison Elementary School	400 Madison St, Coos Bay, OR 97420	Coos	2	0	10/24/2020
Seven Peaks School	196660 Mountaineer Way, Bend, OR 97702	Deschutes	0	2	10/24/2020
Rocky Heights Elementary School*	650 W Standard Ave, Hermiston, OR 97838	Umatilla	0	1	10/24/2020
Forest Hills Lutheran Christian School	4221 SW Golf Course Road, Cornelius, OR 97113	Washington	1	1	10/24/2020
Hanby Middle School	806 6th Ave, Gold Hill, OR 97525, Gold Hill, OR 97525	Jackson	0	1	10/23/2020
Mae Richardson Elementary School*	200 W Pine St, Central Point, OR 97502	Jackson	0	1	10/23/2020
Jordan Valley High School*	501 Bassett St, Jordan Valley, OR 97910	Malheur	1	0	10/22/2020

# COVID-19 Weekly Report

Oregon's Weekly Surveillance Summary  
Novel Coronavirus (COVID-19)



Oregon Public Health Division

Published November 18, 2020

School name	Address	County	Students	Staff/ volunteer	Most recent onset
Hallman Elementary School	4000 Deerhaven Dr NE, Salem, OR 97301 OR	Marion	0	1	10/22/2020
South Umpqua High School	501 Chadwick Ln, Myrtle Creek, OR 97457	Douglas	1	1	10/21/2020

*\*Reporting of cases in this school was delayed by a week due to an OHA processing error*

**Table 12. Schools with recently resolved COVID-19 cases (n=35)**

School name	Address	County	Students	Staff/ volunteer	Most recent onset
North Medford High School	1900 N Keene Way Dr, Medford, OR 97504	Jackson	1	1	11/1/2020
Winston Middle School*	330 Thompson Ave, Winston, OR 97496	Douglas	1	0	10/19/2020
Douglas High School*	1381 NW Douglas Blvd., Winston OR 97496	Douglas	1	0	10/19/2020
North Bend High School	2323 Pacific St, North Bend, OR 97459	Coos	0	3	10/18/2020
Sandstone Middle School	400 NE 10th St, Hermiston, OR 97838	Umatilla	0	1	10/17/2020
Waldorf School Bend	2150 NE Studio Rd #2, Bend, OR 97701	Deschutes	4	4	10/15/2020
Sherwood Heights Elementary School	3235 SW Nye Ave, Pendleton, OR 97801	Umatilla	0	1	10/13/2020
St John Fisher School	4567 SW Nevada St, Portland, OR 97219	Multnomah	1	0	10/13/2020
Hillside Elementary School	185 E Main St., Eagle Point, OR 97524	Jackson	0	2	10/12/2020
Sunset Elementary School	245 S Cammann st, Coos Bay, OR 97420	Coos	1	0	10/11/2020
Livingston Adventist Academy	5771 Fruitland Rd NE, Salem, OR 97317	Marion	2	0	10/11/2020
Hamilton Creek School	32135 Berlin Rd, Lebanon, OR 97355	Linn	0	1	10/9/2020
Nyssa Elementary School	809 Bower Ave, Nyssa, OR 97913	Malheur	1	3	10/5/2020
Elgin High School	1400 Birch St, Elgin, OR 97827	Union	0	1	10/2/2020

# COVID-19 Weekly Report

Oregon's Weekly Surveillance Summary  
Novel Coronavirus (COVID-19)



Oregon Public Health Division

Published November 18, 2020

Stella Mayfield Elementary	1111 Division St, Elgin, OR 97827	Union	0	1	10/2/2020
Heppner Elementary School	235 Stansbury St, Heppner, OR 97836	Morrow	2	0	10/2/2020
Nyssa High School	824 Adrian Blvd, Nyssa, OR 97913	Malheur	1	4	9/30/2020
Nyssa Middle School	101 S 11th St, Nyssa, OR 97913	Malheur	0	4	9/30/2020
Amity Elementary School	300 Rice Lane, Amity, OR 97101	Yamhill	1	0	9/30/2020
Griffin Creek Elementary	2430 Griffin Creek Rd, Medford, OR 97501	Jackson	0	1	9/30/2020
Thurston Elementary School	7345 Thurston Rd, Springfield, OR 97478	Lane	0	1	9/30/2020
The Siskiyou School	631 Clay St, Ashland OR 97520	Jackson	0	1	9/30/2020
South Medford High School	1551 Cunningham Ave, Medford, OR 97501	Jackson	0	1	9/26/2020
A C Houghton Elementary School	1105 N Main Ave NE, Irrigon, OR 97844	Morrow	2	0	9/25/2020
Hedrick Middle School	1501 E Jackson St, Medford, OR 97504	Jackson	0	1	9/22/2020
Four Rivers Community School	2449 SW 4th Ave, Ontario, OR 97914	Malheur	0	4	9/20/2020
Roosevelt Elementary School	1212 Queen Anne Ave, Medford, OR 97504	Jackson	0	1	9/19/2020
Kalmiopsis Elementary School	650 Easy St, Brookings, OR 97415	Curry	1	0	9/18/2020
Kingsview Christian School	1850 Clark St, North Bend, OR 97459	Coos	2	0	9/17/2020
Kennedy Elementary	2860 N Keene Way Dr, Medford, OR 97504	Jackson	0	1	9/14/2020
St. Mary's Academy	1112 Cherry Heights Rd, The Dalles, OR 97058	Wasco	1	3	9/4/2020

## Weekly COVID-19 Hospitalizations

OHA is publishing data on the number of COVID-19 hospitalizations by hospital in the prior week; data are from HOSCAP. Table 13 lists all hospitals which, at some time during the week reported, had 10 or more suspected/confirmed COVID-19 patients. The left column shows the highest number of suspected and confirmed COVID-19 hospitalized patients for

# COVID-19 Weekly Report

Oregon's Weekly Surveillance Summary  
Novel Coronavirus (COVID-19)



Oregon Public Health Division

Published November 18, 2020

each hospital between 11/9/2020 and 11/15/2020. The right column shows the highest number of confirmed COVID-19 patients hospitalized during the same time period.

**Table 13. Hospitals reporting 10 or more COVID-19 patients.**

Hospital	Maximum Patients (Suspected and confirmed)	Maximum Patients (Confirmed only)
Salem Health Hospital	45	40
Providence Portland Medical Center	39	37
Kaiser Permanente Westside Medical Center	25	25
Providence St. Vincent Medical Center	23	21
PeaceHealth Sacred Heart MC at Riverbend	21	21
Legacy Meridian Park Hospital	20	14
Legacy Mount Hood Medical Center	20	13
OHSU Hospital	19	13
Providence Medford Medical Center	18	12
Adventist Health Portland	17	17
St. Charles Bend	17	17
Asante Rogue Regional Medical Center	17	14
Legacy Good Samaritan Medical Center	16	11
Hillsboro Medical Center	15	<10
Mercy Medical Center	14	14
Asante Ashland Community Hospital	13	12
Legacy Emanuel Medical Center	13	10
Good Samaritan Regional Medical Center	12	<10
McKenzie-Willamette Medical Center	12	<10
Kaiser Permanente Sunnyside Medical Center	11	11

The hospitals listed in Table 14 reported 1–9 suspected or confirmed COVID-19 patients 11/09/2020 through 11/15/2020. Hospitals not listed in either table did not report any suspected or confirmed patients during the week.

**Table 14. Hospitals reporting 1–9 COVID-19 patients.**

Hospital
Adventist Health Tillamook
Asante Three Rivers Medical Center
Bay Area Hospital

# COVID-19 Weekly Report

Oregon's Weekly Surveillance Summary  
Novel Coronavirus (COVID-19)



Oregon Public Health Division

Published November 18, 2020

Hospital
Good Shepherd Health Care System
Grande Ronde Hospital
Harney District Hospital
Legacy Silverton Medical Center
Mid-Columbia Medical Center
OHSU Doernbecher Children's Hospital
Providence Hood River Memorial Hospital
Providence Milwaukie Hospital
Providence Newberg Medical Center
Providence Seaside Hospital
Providence Willamette Falls Medical Center
Randall Children's Hospital at Legacy Emanuel
Samaritan Albany General Hospital
Samaritan Lebanon Community Hospital
Samaritan North Lincoln Hospital
Santiam Hospital
Sky Lakes Medical Center
St. Anthony Hospital
St. Charles Madras
St. Charles Prineville
St. Charles Redmond
VA Portland Health Care System
Walla Walla Memorial Hospital
Willamette Valley Medical Center

# COVID-19 Weekly Report

Oregon's Weekly Surveillance Summary  
Novel Coronavirus (COVID-19)



Oregon Public Health Division

Published November 18, 2020

## Cases by ZIP Code

OHA is publishing data on cases at the ZIP code level (Table 15). To protect patient privacy, ZIP codes with small populations or small numbers of cases will be aggregated. Cases from ZIP codes with fewer than 1,000 people will be reported as one number. ZIP codes that have fewer than 10 cases will be reported as "1–9". ZIP codes with no cases will have a "0". ZIP code populations were retrieved from the 2010 US Census Bureau ZIP Code Tabulation Area.

**Table 15. COVID-19 cases by ZIP code**

ZIP code	Case count	Cases per 100,000
97002	86	1529.4
97003	396	1529.9
97004	35	797.6
97005	497	1995.5
97006	661	1048.6
97007	633	945.4
97008	336	1159.9
97009	129	1661.9
97013	441	1943.8
97014	13	1009.3
97015	405	2074.7
97016	41	674.0
97017	11	376.5
97018	15	768.4
97019	51	1613.4
97021	1-9	n/a
97022	41	1101.6
97023	104	1057.8
97024	372	3632.1
97026	161	4220.2
97027	103	849.1
97030	928	2529.1
97031	247	1344.2
97032	148	2934.8
97034	158	835.8
97035	191	798.8



# COVID-19 Weekly Report

Oregon's Weekly Surveillance Summary  
Novel Coronavirus (COVID-19)



Oregon Public Health Division

Published November 18, 2020

ZIP code	Case count	Cases per 100,000
97038	188	1244.0
97040	11	884.2
97041	48	1703.9
97042	29	992.1
97045	569	1107.9
97048	70	1046.2
97049	16	842.5
97051	121	758.3
97053	16	492.8
97054	1-9	n/a
97055	209	1204.6
97056	75	652.3
97058	373	1880.2
97060	478	2252.0
97062	466	1698.6
97063	1-9	n/a
97064	17	490.8
97067	18	841.9
97068	217	766.6
97070	281	1340.8
97071	1458	5062.0
97078	450	2099.8
97080	917	2242.7
97086	473	1818.5
97089	174	1451.7
97101	43	1133.4
97103	99	587.2
97106	40	879.1
97107	1-9	n/a
97110	1-9	n/a
97111	38	1204.1
97112	1-9	n/a
97113	490	3461.7
97114	104	2184.0
97115	45	1087.2

# COVID-19 Weekly Report

Oregon's Weekly Surveillance Summary  
Novel Coronavirus (COVID-19)



Oregon Public Health Division

Published November 18, 2020

ZIP code	Case count	Cases per 100,000
97116	528	2190.5
97119	37	837.1
97121	12	867.7
97123	1023	2297.0
97124	637	1317.5
97127	61	1631.0
97128	674	1864.9
97131	1-9	n/a
97132	315	1113.9
97133	36	900.0
97136	1-9	n/a
97137	16	1224.2
97138	65	648.6
97140	182	775.3
97141	58	441.4
97146	100	1693.5
97148	31	910.2
97201	135	871.9
97202	285	735.3
97203	570	1836.2
97204	19	1834.0
97205	46	598.3
97206	602	1264.8
97209	250	1672.2
97210	76	698.1
97211	340	1087.9
97212	158	654.9
97213	260	889.8
97214	218	915.5
97215	163	995.4
97216	323	2071.3
97217	367	1167.4
97218	383	2630.3
97219	332	857.7
97220	582	2042.5

# COVID-19 Weekly Report

Oregon's Weekly Surveillance Summary  
Novel Coronavirus (COVID-19)



Oregon Public Health Division

Published November 18, 2020

ZIP code	Case count	Cases per 100,000
97221	89	765.3
97222	419	1197.9
97223	521	1115.7
97224	346	1111.8
97225	221	914.1
97227	59	1533.7
97229	442	759.2
97230	1013	2548.3
97231	30	700.9
97232	101	880.4
97233	1472	3739.2
97236	1244	3375.7
97239	145	1024.7
97266	726	2180.2
97267	380	1232.2
97301	1337	2498.2
97302	419	1128.4
97303	740	1914.0
97304	463	1627.2
97305	1285	3198.4
97306	412	1505.8
97317	553	2270.6
97321	249	998.9
97322	367	1078.2
97324	1-9	n/a
97325	73	1103.7
97327	13	452.8
97330	297	716.1
97331	32	1328.9
97333	139	650.2
97338	111	553.8
97341	1-9	n/a
97344	1-9	n/a
97347	15	798.7
97348	1-9	n/a

# COVID-19 Weekly Report

Oregon's Weekly Surveillance Summary  
Novel Coronavirus (COVID-19)



Oregon Public Health Division

Published November 18, 2020

ZIP code	Case count	Cases per 100,000
97351	190	1843.4
97352	49	874.4
97355	294	1027.5
97358	10	388.2
97360	1-9	n/a
97361	114	1012.6
97362	95	2189.9
97365	339	3155.2
97366	10	684.9
97367	105	1115.1
97368	1-9	n/a
97370	60	725.4
97374	36	683.6
97375	18	1437.7
97376	1-9	n/a
97378	36	405.3
97380	16	653.3
97381	208	1413.9
97383	112	1168.2
97385	34	1043.9
97386	63	464.4
97389	20	1193.3
97391	28	524.0
97392	69	1329.2
97394	11	236.9
97396	15	475.6
97401	639	1577.0
97402	515	1023.0
97403	184	1583.2
97404	288	892.9
97405	223	499.5
97408	118	1007.6
97411	11	158.2
97415	56	398.5
97417	1-9	n/a

# COVID-19 Weekly Report

Oregon's Weekly Surveillance Summary  
Novel Coronavirus (COVID-19)



Oregon Public Health Division

Published November 18, 2020

ZIP code	Case count	Cases per 100,000
97419	12	1125.7
97420	174	633.3
97423	20	293.7
97424	94	534.3
97426	51	524.9
97431	1-9	n/a
97435	1-9	n/a
97437	10	388.8
97438	10	839.6
97439	38	264.9
97442	1-9	n/a
97443	11	492.8
97444	19	366.7
97446	54	1122.2
97448	95	775.9
97449	1-9	n/a
97452	1-9	n/a
97454	1-9	n/a
97455	20	788.0
97456	19	636.5
97457	67	656.3
97458	1-9	n/a
97459	103	730.7
97462	26	660.2
97463	17	438.5
97465	1-9	n/a
97467	29	543.2
97469	1-9	n/a
97470	136	680.5
97471	162	556.7
97477	315	854.3
97478	322	870.0
97479	96	1010.0
97487	59	698.3
97488	1-9	n/a

# COVID-19 Weekly Report

Oregon's Weekly Surveillance Summary  
Novel Coronavirus (COVID-19)



Oregon Public Health Division

Published November 18, 2020

ZIP code	Case count	Cases per 100,000
97495	1-9	n/a
97496	28	366.8
97497	1-9	n/a
97498	1-9	n/a
97499	1-9	n/a
97501	958	2274.6
97502	371	1339.6
97503	305	2897.0
97504	628	1413.0
97520	160	653.9
97523	18	287.4
97524	160	1106.6
97525	37	804.2
97526	138	403.4
97527	136	403.4
97530	60	867.6
97532	11	462.6
97535	55	1089.8
97537	34	491.5
97538	1-9	n/a
97539	16	480.6
97540	77	971.0
97541	1-9	n/a
97544	1-9	n/a
97601	180	801.5
97603	243	823.0
97623	11	476.2
97624	37	1057.1
97630	43	843.8
97632	11	750.3
97633	18	1322.6
97641	15	1142.4
97701	431	730.6
97702	490	1207.4
97703	263	792.5



# COVID-19 Weekly Report

Oregon's Weekly Surveillance Summary  
Novel Coronavirus (COVID-19)



Oregon Public Health Division

Published November 18, 2020

ZIP code	Case count	Cases per 100,000
97707	25	430.0
97708	1-9	n/a
97720	35	772.6
97734	36	1292.2
97738	26	1339.5
97739	35	317.7
97741	246	2065.1
97753	12	595.2
97754	154	829.1
97756	323	962.6
97759	61	969.2
97760	47	695.6
97761	380	9531.0
97801	913	4242.4
97813	17	1305.7
97814	170	1373.0
97818	402	9665.8
97820	1-9	n/a
97824	15	903.1
97826	31	2857.1
97827	26	989.3
97828	25	800.3
97836	14	706.0
97838	1861	7342.4
97844	163	4282.7
97845	36	1357.5
97846	13	687.5
97850	517	3049.2
97862	268	2297.3
97865	1-9	n/a
97868	39	1958.8
97869	1-9	n/a
97875	151	5785.4
97882	553	7126.3
97883	19	768.3

# COVID-19 Weekly Report

Oregon's Weekly Surveillance Summary  
Novel Coronavirus (COVID-19)



Oregon Public Health Division

Published November 18, 2020

ZIP code	Case count	Cases per 100,000
97885	24	1735.4
97886	15	1315.8
97913	376	6803.0
97914	1564	8143.7
97918	190	4187.8
Cases with unknown ZIP codes	598	n/a
ZIP codes with <1000 population or no population data	850	n/a

**Document accessibility:** For individuals with disabilities or individuals who speak a language other than English, OHA can provide information in alternate formats such as translations, large print, or braille. Contact the Health Information Center at 1-971-673-2411, 711 TTY or [COVID19.LanguageAccess@dhsosha.state.or.us](mailto:COVID19.LanguageAccess@dhsosha.state.or.us).