

# COVID-19 Weekly Report

Oregon's Weekly Surveillance Summary  
Novel Coronavirus (COVID-19)



Oregon Public Health Division

Published November 25, 2020

## Background

COVID-19 Weekly Report data will be finalized every Sunday at 11 p.m. PDT, and the report will be published on Wednesday. **Please note that the data reported here are continually being updated. For daily up-to-date information, visit the OHA COVID-19 web page: <https://govstatus.egov.com/OR-OHA-COVID-19>.**

As of 11 p.m. Sunday, November 22, there have been 66,333 cases of COVID-19 reported to the Oregon Health Authority. Of these, 3,161 (4.8%) are “presumptive” cases—i.e., people with COVID-19-like symptoms and close contact with a confirmed case, but who did not have a confirmatory laboratory test. Though not confirmed, presumptive cases are highly likely to have COVID-19, given their specific symptoms and known exposure. Presumptive cases are encouraged to seek testing to confirm that they do have COVID-19. Presumptive cases who test positive are recategorized as confirmed cases.

These data represent a snapshot of COVID-19 risk factors and clinical and demographic characteristics of cases, and they include data on cases with pending investigations. Not all cases have been interviewed at the time of this report. The data shown in this report come from Oregon’s electronic disease surveillance system for reportable diseases.

During the week of November 15–21,\* 129,564 tests for COVID-19 were performed on Oregonians; of these, 7.2% had a positive result.<sup>†</sup> This figure represents a change in the way OHA is calculating test positivity. Previously, OHA used a “person-based” method—i.e., OHA reported *persons tested*, in which those testing positive were excluded from the count for 90 days following their initial test and those testing negative were excluded from the count unless they later tested positive. OHA is now using a “test-based” method, whereby all electronic lab reports received by OHA will be used to calculate percent positivity.<sup>§</sup> This change was prompted by changes in testing patterns. Earlier in the year, relatively few people were being tested multiple times, and their repeated results exerted a significant effect on test positivity; but under current test practices, many people are being tested more than once, so that with the “person-based” method, test results from an increasing proportion of Oregonians were being excluded from the positivity calculation. The new method more accurately reflects the amount of COVID-19 testing in Oregon. Detailed tables of the number of tests and percent positivity can be found in tables 5 and 6. A comparison of the two methods is shown below.

---

\* This date range aligns with CDC’s “MMWR week.”

<sup>†</sup> Does not include antibody (serology) tests.

<sup>§</sup> [www.cdc.gov/coronavirus/2019-ncov/lab/resources/calculating-percent-positivity.html](https://www.cdc.gov/coronavirus/2019-ncov/lab/resources/calculating-percent-positivity.html)

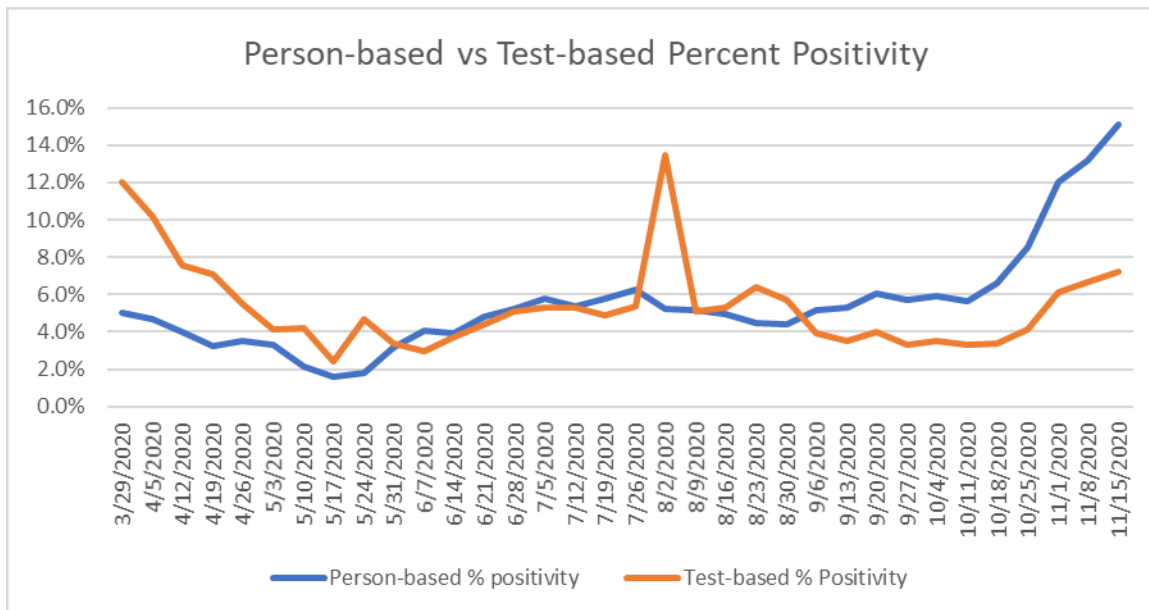
# COVID-19 Weekly Report

Oregon's Weekly Surveillance Summary  
Novel Coronavirus (COVID-19)



Oregon Public Health Division

Published November 25, 2020



## Weekly Report Summary

During Monday, November 16 through Sunday, November 22, OHA recorded 8,687 new cases of COVID-19 infection—a 34% increase over last week's record-high Oregon weekly tally of 6,491. Hospitalizations increased 26% to 366, setting another record high for Oregon. Sixty-one Oregonians died in association with COVID-19—nearly twice as many as during the previous week (31). Eight hundred twenty-six of the 66,333 cases reported to date in Oregon have died in association with COVID-19—a case-fatality rate of 1.2%. Over the past two months, the overall apparent case-fatality rate has fallen from 1.7% to 1.2%, probably reflecting increased detection of less severe illness, better medical treatment, or both. Recent data on mortality in Oregon, including deaths related to COVID-19, are available at <https://public.tableau.com/profile/oha.center.for.health.statistics>.

Persons of Hispanic ethnicity have been disproportionately affected by COVID-19: they account for 13% of Oregon's population but 42% of cases of known ethnicity reported to date. By age, the incidence of reported infection has been highest in persons 20–49 years of age, make up 39% of Oregon's population but 55% of reported cases. Persons <30 years of age make up 37% of Oregon's population and have accounted for 37% of reported cases but only 10% of hospitalizations and 1 death. Hospitalization and death rates increase with age. Although only 3.6% of Oregonians are 80 years of age or older, they account for 425 (51%) of COVID-19-associated deaths; 614 (74%) of the deaths are among Oregonians 70 years of age or older. Additional data are available at

# COVID-19 Weekly Report

Oregon's Weekly Surveillance Summary  
Novel Coronavirus (COVID-19)



Oregon Public Health Division

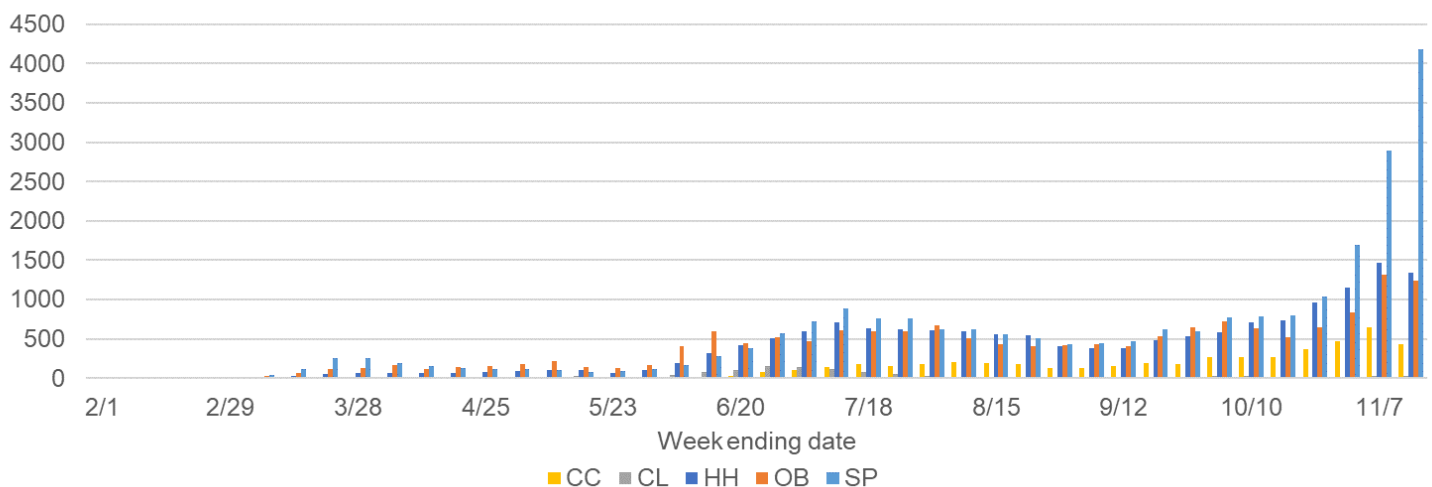
Published November 25, 2020

<https://public.tableau.com/profile/oregon.health.authority.covid.19#!/vizhome/OregonCOVID-19CaseDemographicsandDiseaseSeverityStatewide/DemographicData>.

## Clinical Characteristics, Risk Factors and Demographic Characteristics

Figure 1 shows the number of cases reported by week of onset and epidemiologic link. Figure 2 shows the number of sporadic cases reported by week of onset and race. Figure 3 shows the number of sporadic cases reported by week of onset and ethnicity. Figure 4 provides information on signs and symptoms from all COVID-19 cases. Of 66,333 cases, 45,540 (68.7%) reported having signs and symptoms of COVID-19. The most commonly reported symptoms are cough (n=29,659, 44.7%) and headache (n=27,670, 41.7%). Figure 3 provides information on the percentage of COVID-19 cases that report symptoms. Figure 4 provides information on risk factors from all COVID-19 cases. The most common risk factors are having contact with a known COVID-19 case prior to symptom onset (n=40,213, 60.6%) and having underlying medical conditions (n=32,251, 48.6%). Note that a person may report more than one sign/symptom or risk factor.

Figure 1. Epidemiologic link of COVID-19 cases by week of onset



Where displayed by week in this report, case data are categorized by week of reported symptom onset, not by date of case report. This results in reduced numbers in the most recent week or more due to reporting lags.

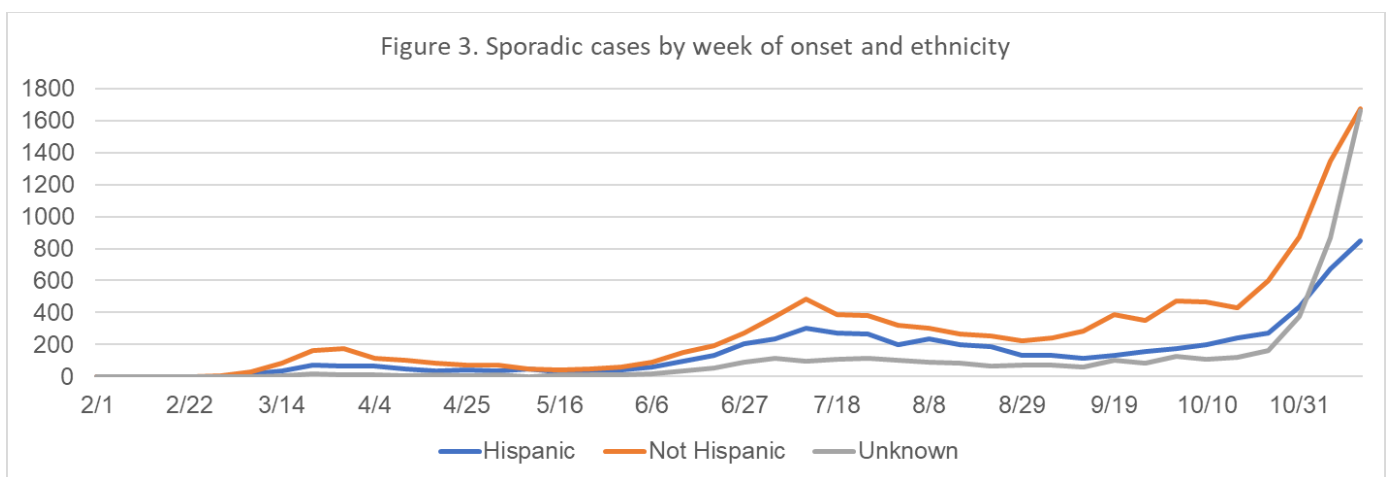
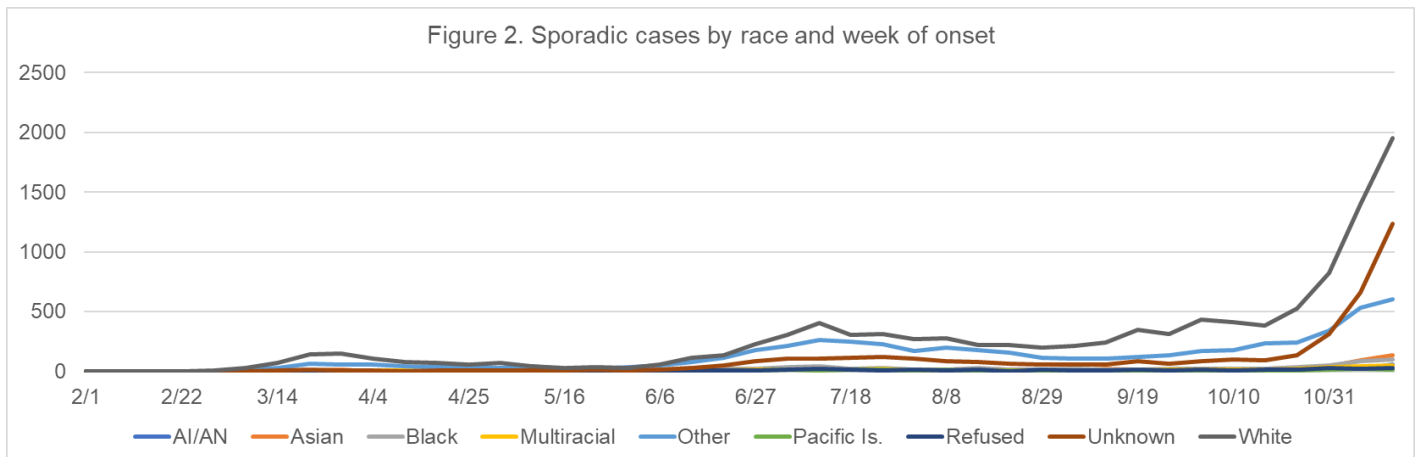
# COVID-19 Weekly Report

Oregon's Weekly Surveillance Summary  
Novel Coronavirus (COVID-19)



Oregon Public Health Division

Published November 25, 2020



## Epidemiologic link designations

**Sporadic:** Cases who do not have known exposure to another case or outbreak.

**Outbreak:** Cases who have a shared, defined exposure with at least one other case. For example, a defined exposure could be an event, a workplace, a congregate facility, etc.

**Cluster:** Cases who had contact with another case, but the exposure is not well defined. For example, cases from two households who interacted many times prior to illness onset.

**Household:** Cases who were exposed to another case in their household.

**Close contact:** Cases who were exposed to another case, not in their household. This designation was added on 7/15.

Due to the lag between case reporting and case investigation, the proportion of cases categorized as sporadic is high in the most recent week or more; some of these cases will be recategorized after investigation is completed.

# COVID-19 Weekly Report

Oregon's Weekly Surveillance Summary  
Novel Coronavirus (COVID-19)



Oregon Public Health Division

Published November 25, 2020

Figure 4. Reported signs and symptoms for all COVID-19 cases

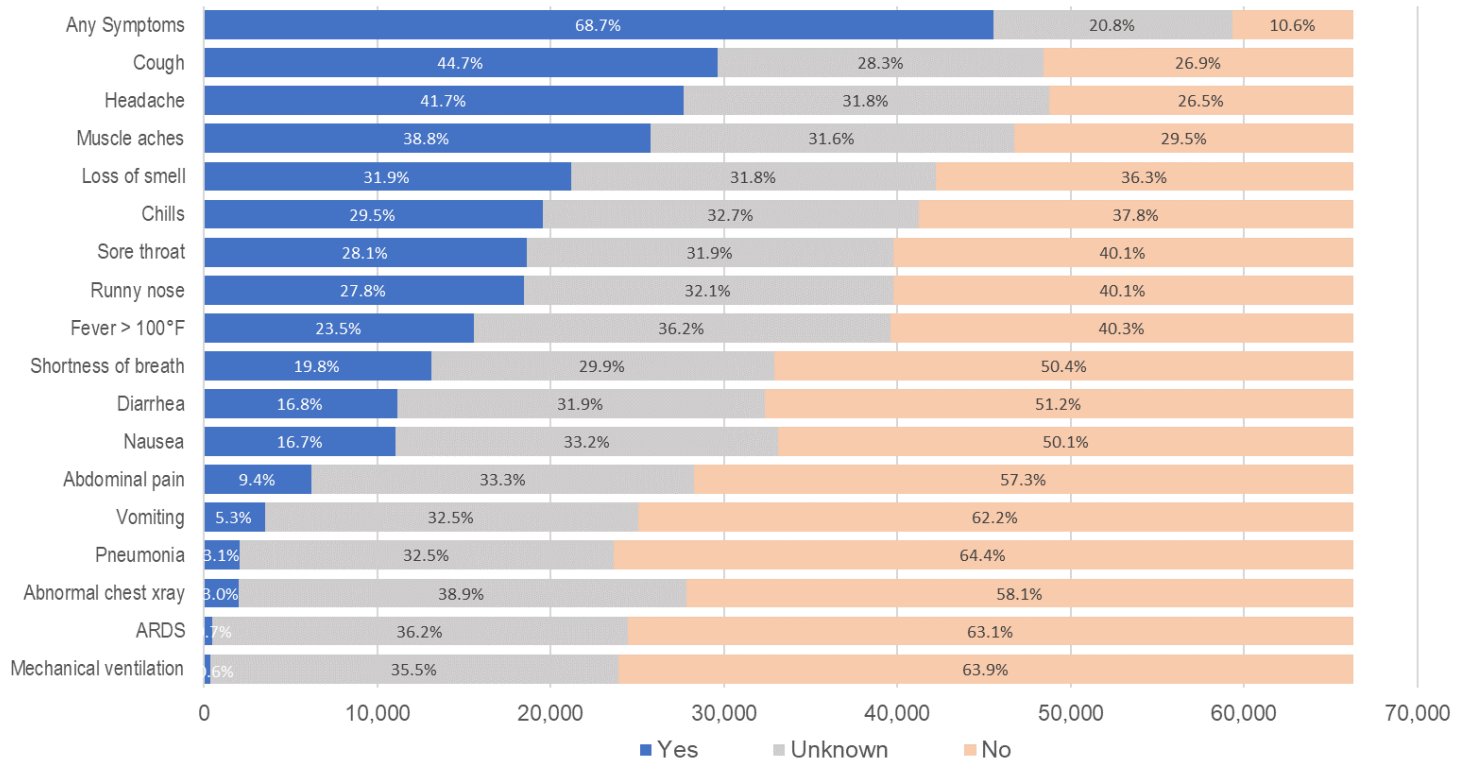
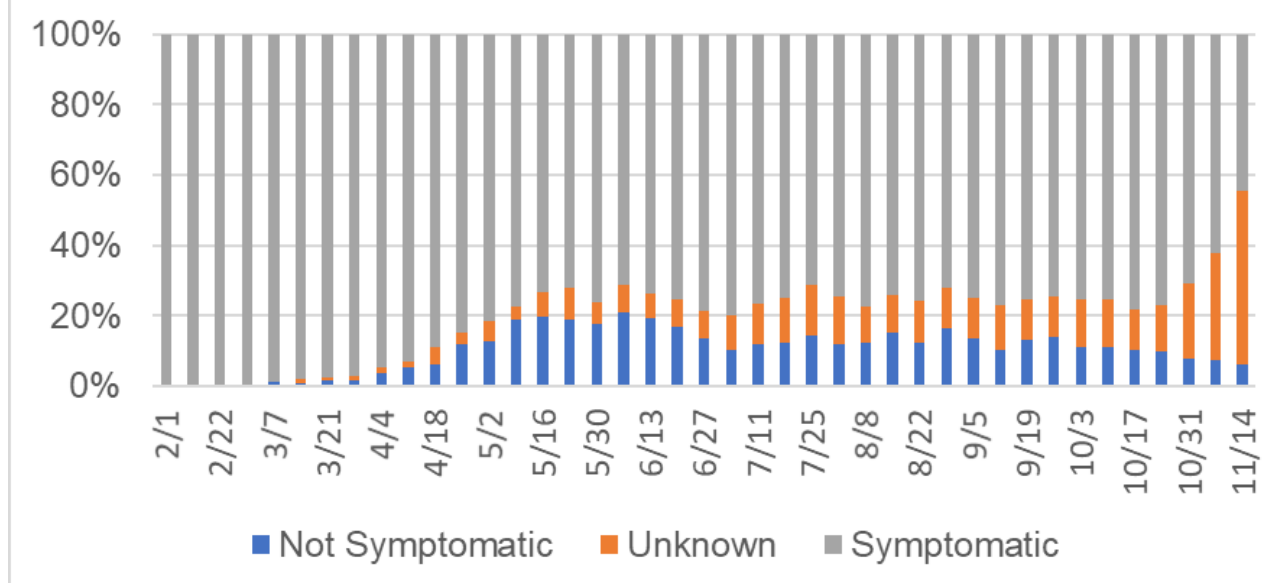


Figure 5. Reported symptoms among COVID-19 cases



# COVID-19 Weekly Report

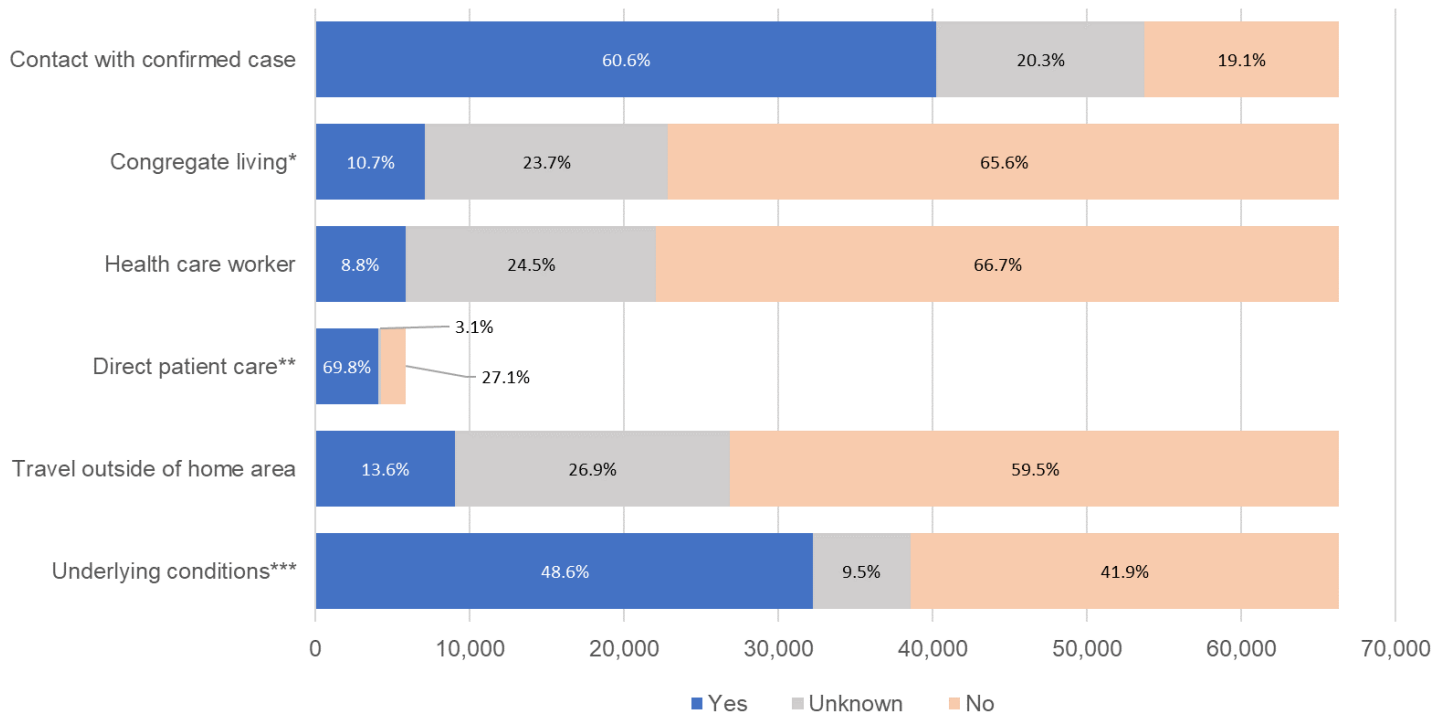
Oregon's Weekly Surveillance Summary  
Novel Coronavirus (COVID-19)



Oregon Public Health Division

Published November 25, 2020

Figure 6. Reported risk factors from all COVID-19 cases



\*Congregate living situations include, but are not limited to, long-term care facilities, group homes, prisons, and shelters. Data include people with confirmed cases who live or work in congregate living situations.

\*\*Direct patient care is only asked if a case is a healthcare worker or volunteer. The denominator is the number of healthcare workers or volunteers.

\*\*\*Underlying medical conditions include cardiovascular disease, chronic liver disease, chronic lung disease, chronic renal disease, current or former smoker, diabetes mellitus, immunocompromised condition, neurologic and neurodevelopmental conditions, obesity, or other chronic diseases.

The following tables show the demographic characteristics for all COVID-19 cases. Tables 1 and 2 show case counts and severity by demographic categories. Figures 7 and 8 show the case demographic distribution by week of onset. Tables 3 and 4 show race and ethnicity, respectively. Figures 9 and 10 show race and ethnicity by week of onset, respectively.



# COVID-19 Weekly Report

Oregon's Weekly Surveillance Summary  
Novel Coronavirus (COVID-19)



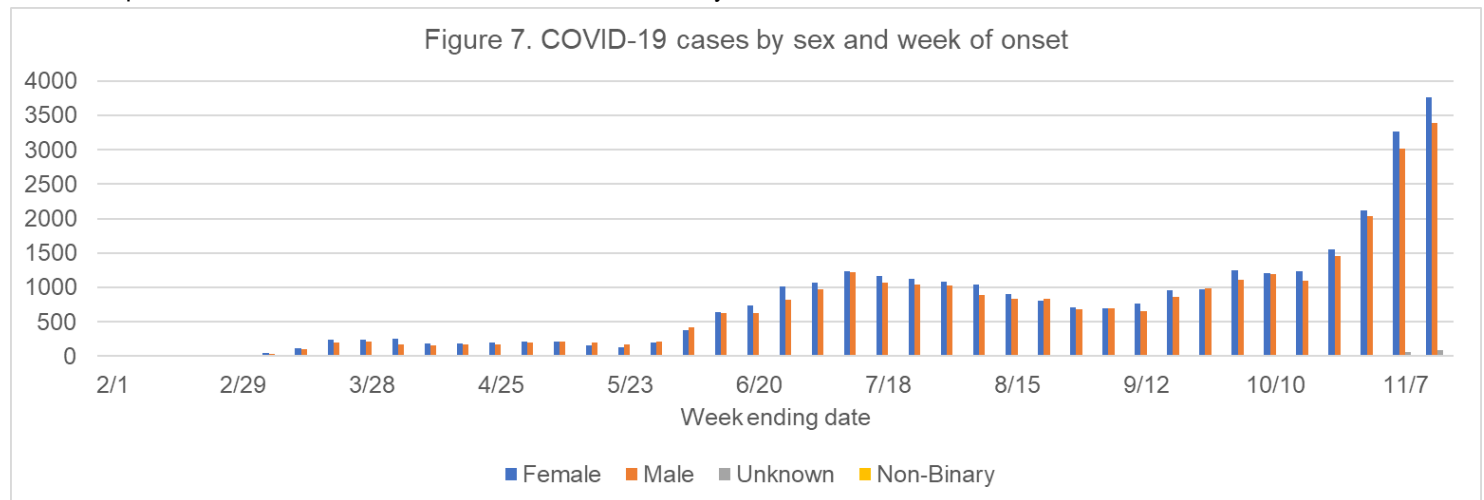
Oregon Public Health Division

Published November 25, 2020

**Table 1. Severity and rates of COVID-19 by sex**

Sex	Cases	% of total cases	Cases per 100,000 <sup>a</sup>	Hospitalized	% Hospitalized	Deaths	Case fatality
Male	31,765	47.9%	1477.0	2171	6.8%	458	1.4%
Female	34,185	51.5%	1589.5	1936	5.7%	367	1.1%
Non-Binary	6	0%	n/a	0	0.0%	0	0%
Not available	377	0%	n/a	13	3.4%	1	0%
Total	66,333	100.0%	1565.8	4,120	6.2%	826	1.2%

<sup>a</sup> Population data were compiled from the 2019 Annual Oregon Population Report, which is produced by the Population Research Center, Portland State University



**Table 2. Severity and rates of COVID-19 by age group**

Age group	Cases	% of total cases	Cases per 100,000 <sup>a</sup>	Hospitalized	% Hospitalized	Deaths	Case fatality
0-9	3,231	4.9%	673.2	46	1.4%	0	0%
10-19	7,250	10.9%	1459.5	65	0.9%	0	0%
20-29	14,393	21.7%	2592.0	283	2.0%	1	0%
30-39	11,899	17.9%	2055.6	323	2.7%	8	0%
40-49	10,413	15.7%	1916.4	461	4.4%	19	0.2%
50-59	8,326	12.6%	1556.1	623	7.5%	52	0.6%
60-69	5,243	7.9%	972.0	762	14.5%	132	2.5%
70-79	3,095	4.7%	910.0	796	25.7%	189	6.1%
80+	2,350	3.5%	1401.8	737	31.4%	425	18.1%
Not available	133	0.2%	-	24	-	0	0.0%
Total	66,333	100.0%	1565.8	4,120	6.2%	826	1.2%

# COVID-19 Weekly Report

Oregon's Weekly Surveillance Summary  
Novel Coronavirus (COVID-19)



Oregon Public Health Division

Published November 25, 2020

<sup>a</sup>Population data were compiled from the 2019 Annual Oregon Population Report, which is produced by the Population Research Center, Portland State University

Figure 8. COVID-19 cases by age group and week of onset

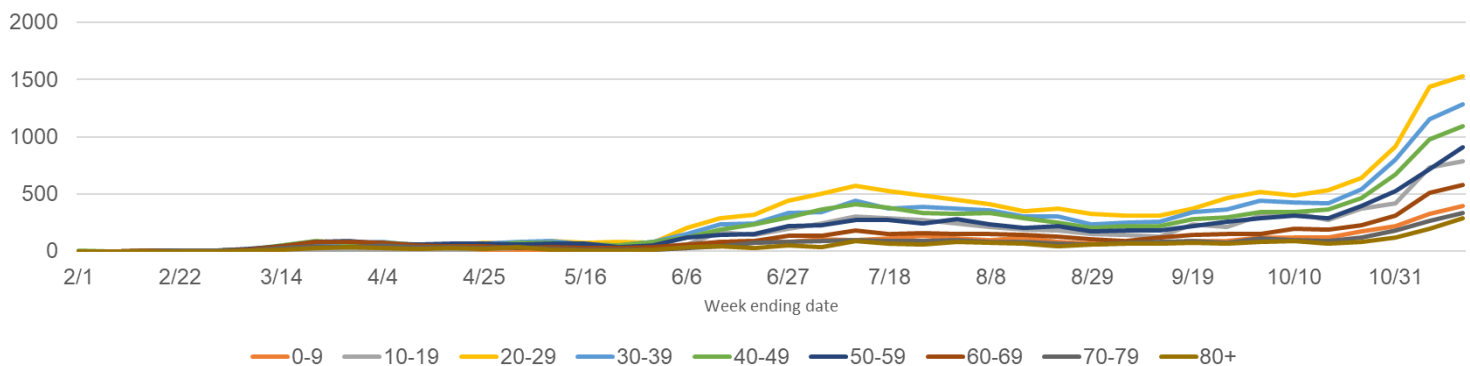


Table 3. Severity and rates of COVID-19 by race<sup>a</sup>

Race	Cases	% of total cases	Cases per 100,000 <sup>b</sup>	Hospitalized	% Hospitalized	Deaths	Case fatality
White	29,874	45.0%	835.3	2378	8.0%	550	1.8%
Black	1,921	2.9%	2379.5	147	7.7%	22	1.1%
Asian	1,874	2.8%	1034.7	140	7.5%	23	1.2%
American Indian/Alaska Native	1,387	2.1%	2845.8	115	8.3%	14	1.0%
Pacific Islander	835	1.3%	5026.5	96	11.5%	10	1.2%
Other	19,121	28.8%	n/a	882	4.6%	89	0.5%
>1 race	1,255	1.9%	624.4	70	5.6%	22	1.8%
Not available	10,066	15.2%	n/a	292	2.9%	96	1.0%
Total	66,333	100.0%	1565.8	4,120	6.2%	826	1.2%

<sup>a</sup>During the case investigation, people are asked to self-report their race, ethnicity, tribal affiliation, country of origin, or ancestry.

<sup>b</sup>National Center for Health Statistics (NCHS). Estimates of the resident population of the U.S. by year, county, age, bridged race, Hispanic origin, and sex (Vintage 2018). 2) Census Bureau Population Estimates: U.S. Census bureau, Population Division, Annual Estimates of the Resident Population by Age, Sex, Race, and Hispanic Origin for counties (Vintage 2018)

<sup>c</sup>15,505 (96.8%) of the 16,014 persons who identify as "Other" race also self-identify as Hispanic or Latino.



# COVID-19 Weekly Report

Oregon's Weekly Surveillance Summary  
Novel Coronavirus (COVID-19)



Oregon Public Health Division

Published November 25, 2020

Figure 9. COVID-19 cases by race and week of onset

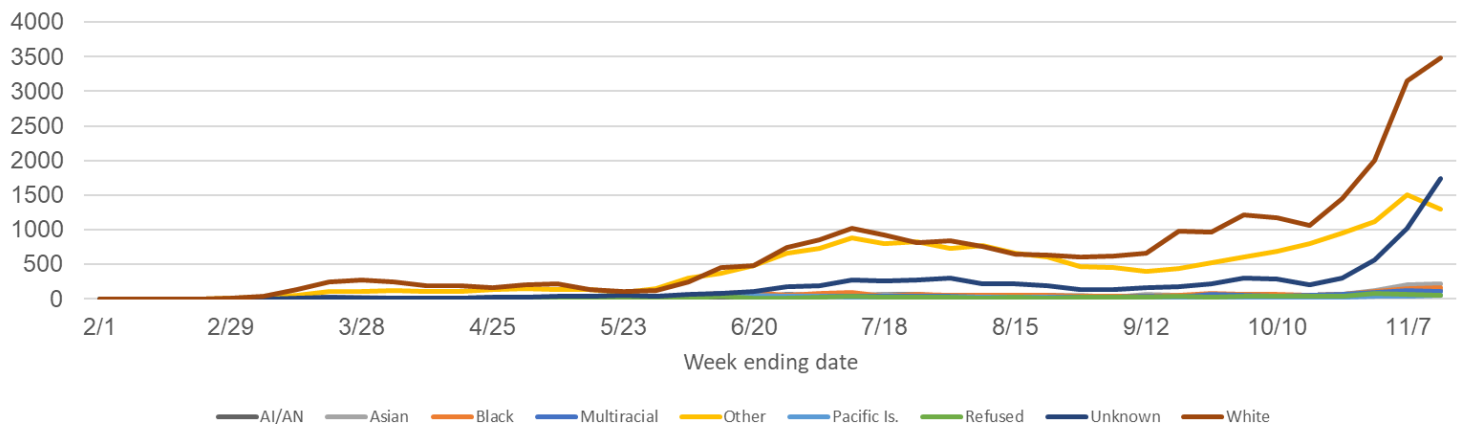


Table 4. Severity and rates of COVID-19 by ethnicity

Ethnicity	Case count	% of total cases	Cases per 100,000 <sup>a</sup>	Hospitalized	% Hospitalized	Deaths	Case fatality
Hispanic	22,116	33.3%	4067.1	1011	4.6%	108	0.5%
Non-Hispanic	32,947	49.7%	892.2	2584	7.8%	566	1.7%
Not available	11,270	17.0%	n/a	525	4.7%	152	1.3%
Total	66,333	100.0%	1565.8	4,120	6.2%	826	1.2%

<sup>a</sup>National Center for Health Statistics (NCHS). Estimates of the resident population of the US by year, county, age, bridged race, Hispanic origin, and sex (Vintage 2018). 2) Census Bureau Population Estimates: U.S. Census bureau, Population Division, Annual Estimates of the Resident Population by Age, Sex, Race, and Hispanic Origin for counties (Vintage 2018)

# COVID-19 Weekly Report

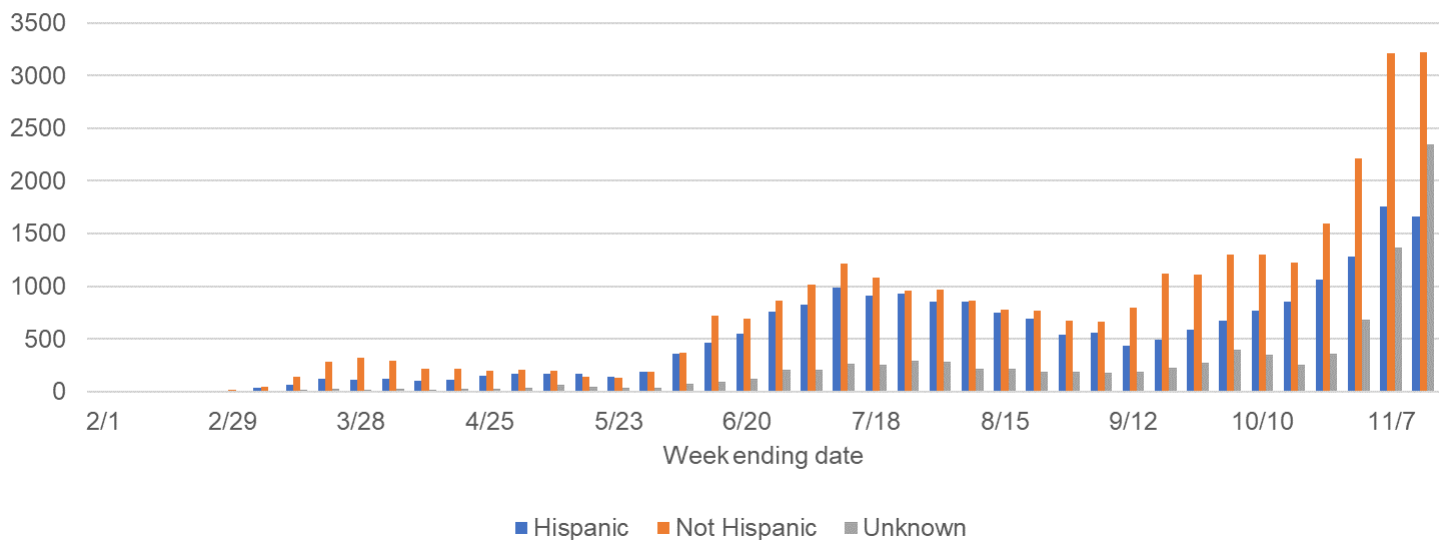
Oregon's Weekly Surveillance Summary  
Novel Coronavirus (COVID-19)



Oregon Public Health Division

Published November 25, 2020

Figure 10. COVID-19 cases by ethnicity and week of onset



## Test Positivity

Table 5. Number of cases and electronic laboratory reports by MMWR week (March 29—November 21)

MMWR week start	Cases	Positive ELRs	Negative ELRs	Total ELRs	% Positive
3/29/2020	508	1,542	11,328	12,870	12.00%
4/5/2020	490	1,437	12,673	14,110	10.20%
4/12/2020	374	1,042	12,671	13,713	7.60%
4/19/2020	399	1,185	15,588	16,773	7.10%
4/26/2020	368	1,212	20,995	22,207	5.50%
5/3/2020	487	940	21,826	22,766	4.10%
5/10/2020	405	1,166	26,689	27,855	4.20%
5/17/2020	309	627	25,768	26,395	2.40%
5/24/2020	322	1,287	25,888	27,175	4.70%
5/31/2020	514	1,037	29,495	30,532	3.40%
6/7/2020	860	1,250	39,802	41,052	3.00%

Data are provisional and subject to change.

# COVID-19 Weekly Report

Oregon's Weekly Surveillance Summary  
Novel Coronavirus (COVID-19)



Oregon Public Health Division

Published November 25, 2020

6/14/2020	1295	1,798	46,189	47,987	3.70%
6/21/2020	1396	2,139	47,009	49,148	4.40%
6/28/2020	1859	2,783	51,407	54,190	5.10%
7/5/2020	1931	2,912	52,126	55,038	5.30%
7/12/2020	2398	3,224	57,724	60,948	5.30%
7/19/2020	2171	3,571	68,932	72,503	4.90%
7/26/2020	2316	2,969	51,668	54,637	5.40%
8/2/2020	2171	5,694	36,427	42,121	13.50%
8/9/2020	1987	2,523	47,381	49,904	5.10%
8/16/2020	1682	2,865	50,761	53,626	5.30%
8/23/2020	1678	3,696	53,810	57,506	6.40%
8/30/2020	1494	3,145	51,616	54,761	5.70%
9/6/2020	1304	1,862	46,280	48,142	3.90%
9/13/2020	1461	1,621	44,284	45,905	3.50%
9/20/2020	2025	2,222	53,258	55,480	4.00%
9/27/2020	1988	2,266	66,464	68,730	3.30%
10/4/2020	2435	2,437	68,151	70,588	3.50%
10/11/2020	2291	2,719	80,058	82,777	3.30%
10/18/2020	2573	3,139	88,848	91,987	3.40%
10/25/2020	3332	4,476	105,009	109,485	4.10%
11/1/2020	5003	6,194	94,789	100,983	6.10%
11/8/2020	6449	7,565	105,696	113,261	6.70%
11/15/2020	8311	9,390	120,174	129,564	7.20%
total ,		95,240	1,730,815	1,826,055	5.20%

\*Cases are not equivalent to positive ELRs.

**Table 6. Test positivity by county and MMWR week (October 25 – November 21)**

County	MMWR week start	Positive ELRs	Negative ELRs	Total ELRs	Percent Positivity
Baker	October 25, 2020	65	214	279	23.3%
	November 1, 2020	87	225	312	27.9%
	November 8, 2020	41	186	227	18.1%
	November 15, 2020	91	209	300	30.3%

# COVID-19 Weekly Report

Oregon's Weekly Surveillance Summary  
Novel Coronavirus (COVID-19)



Oregon Public Health Division

Published November 25, 2020

County	MMWR week start	Positive ELRs	Negative ELRs	Total ELRs	Percent Positivity
Benton	October 25, 2020	25	3,563	3,588	0.7%
	November 1, 2020	40	3,467	3,507	1.1%
	November 8, 2020	60	2,965	3,025	2.0%
	November 15, 2020	86	3,931	4,017	2.1%
Clackamas	October 25, 2020	480	10,780	11,260	4.3%
	November 1, 2020	697	10,117	10,814	6.4%
	November 8, 2020	832	12,263	13,095	6.4%
	November 15, 2020	1,156	12,714	13,870	8.3%
Clatsop	October 25, 2020	42	705	747	5.6%
	November 1, 2020	53	917	970	5.5%
	November 8, 2020	16	745	761	2.1%
	November 15, 2020	48	742	790	6.1%
Columbia	October 25, 2020	26	904	930	2.8%
	November 1, 2020	37	832	869	4.3%
	November 8, 2020	63	825	888	7.1%
	November 15, 2020	83	991	1,074	7.7%
Coos	October 25, 2020	36	965	1,001	3.6%
	November 1, 2020	16	789	805	2.0%
	November 8, 2020	40	995	1,035	3.9%
	November 15, 2020	24	956	980	2.4%
Crook	October 25, 2020	13	438	451	2.9%
	November 1, 2020	24	382	406	5.9%
	November 8, 2020	36	523	559	6.4%
	November 15, 2020	26	520	546	4.8%
Curry	October 25, 2020	2	178	180	1.1%

# COVID-19 Weekly Report

Oregon's Weekly Surveillance Summary  
Novel Coronavirus (COVID-19)



Oregon Public Health Division

Published November 25, 2020

County	MMWR week start	Positive ELRs	Negative ELRs	Total ELRs	Percent Positivity
	November 1, 2020	5	137	142	3.5%
	November 8, 2020	7	200	207	3.4%
	November 15, 2020	8	130	138	5.8%
Deschutes	October 25, 2020	137	3,741	3,878	3.5%
	November 1, 2020	164	4,081	4,245	3.9%
	November 8, 2020	215	5,154	5,369	4.0%
	November 15, 2020	280	5,247	5,527	5.1%
Douglas	October 25, 2020	13	1,323	1,336	1.0%
	November 1, 2020	50	1,146	1,196	4.2%
	November 8, 2020	116	1,661	1,777	6.5%
	November 15, 2020	130	2,194	2,324	5.6%
Gilliam	October 25, 2020	0	23	23	0.0%
	November 1, 2020	0	18	18	0.0%
	November 8, 2020	0	22	22	0.0%
	November 15, 2020	0	19	19	0.0%
Grant	October 25, 2020	6	74	80	7.5%
	November 1, 2020	8	121	129	6.2%
	November 8, 2020	1	98	99	1.0%
	November 15, 2020	17	84	101	16.8%
Harney	October 25, 2020	1	90	91	1.1%
	November 1, 2020	2	79	81	2.5%
	November 8, 2020	6	104	110	5.5%
	November 15, 2020	10	68	78	12.8%
Hood River	October 25, 2020	19	645	664	2.9%
	November 1, 2020	21	593	614	3.4%

# COVID-19 Weekly Report

Oregon's Weekly Surveillance Summary  
Novel Coronavirus (COVID-19)



Oregon Public Health Division

Published November 25, 2020

County	MMWR week start	Positive ELRs	Negative ELRs	Total ELRs	Percent Positivity
	November 8, 2020	27	804	831	3.2%
	November 15, 2020	55	822	877	6.3%
Jackson	October 25, 2020	343	5,009	5,352	6.4%
	November 1, 2020	687	5,556	6,243	11.0%
	November 8, 2020	631	5,858	6,489	9.7%
	November 15, 2020	640	6,665	7,305	8.8%
Jefferson	October 25, 2020	9	349	358	2.5%
	November 1, 2020	14	284	298	4.7%
	November 8, 2020	38	421	459	8.3%
	November 15, 2020	47	395	442	10.6%
Josephine	October 25, 2020	9	897	906	1.0%
	November 1, 2020	65	1,442	1,507	4.3%
	November 8, 2020	27	964	991	2.7%
	November 15, 2020	64	1,249	1,313	4.9%
Klamath	October 25, 2020	30	783	813	3.7%
	November 1, 2020	22	763	785	2.8%
	November 8, 2020	52	1,012	1,064	4.9%
	November 15, 2020	130	1,515	1,645	7.9%
Lake	October 25, 2020	10	66	76	13.2%
	November 1, 2020	1	44	45	2.2%
	November 8, 2020	2	53	55	3.6%
	November 15, 2020	1	35	36	2.8%
Lane	October 25, 2020	244	12,877	13,121	1.9%
	November 1, 2020	173	7,097	7,270	2.4%
	November 8, 2020	260	8,415	8,675	3.0%

# COVID-19 Weekly Report

Oregon's Weekly Surveillance Summary  
Novel Coronavirus (COVID-19)



Oregon Public Health Division

Published November 25, 2020

County	MMWR week start	Positive ELRs	Negative ELRs	Total ELRs	Percent Positivity
	November 15, 2020	397	10,742	11,139	3.6%
Lincoln	October 25, 2020	11	478	489	2.2%
	November 1, 2020	4	447	451	0.9%
	November 8, 2020	10	825	835	1.2%
	November 15, 2020	19	1,068	1,087	1.7%
Linn	October 25, 2020	127	2,473	2,600	4.9%
	November 1, 2020	141	2,226	2,367	6.0%
	November 8, 2020	104	1,909	2,013	5.2%
	November 15, 2020	158	2,277	2,435	6.5%
Malheur	October 25, 2020	114	460	574	19.9%
	November 1, 2020	147	458	605	24.3%
	November 8, 2020	124	519	643	19.3%
	November 15, 2020	151	582	733	20.6%
Marion	October 25, 2020	492	8,901	9,393	5.2%
	November 1, 2020	596	7,381	7,977	7.5%
	November 8, 2020	825	8,808	9,633	8.6%
	November 15, 2020	969	9,586	10,555	9.2%
Morrow	October 25, 2020	11	154	165	6.7%
	November 1, 2020	13	120	133	9.8%
	November 8, 2020	19	145	164	11.6%
	November 15, 2020	17	184	201	8.5%
Multnomah	October 25, 2020	1,117	25,151	26,268	4.3%
	November 1, 2020	1,776	24,484	26,260	6.8%
	November 8, 2020	2,149	27,091	29,240	7.3%
	November 15, 2020	2,491	30,428	32,919	7.6%



# COVID-19 Weekly Report

Oregon's Weekly Surveillance Summary  
Novel Coronavirus (COVID-19)



Oregon Public Health Division

Published November 25, 2020

County	MMWR week start	Positive ELRs	Negative ELRs	Total ELRs	Percent Positivity
Polk	October 25, 2020	55	1,770	1,825	3.0%
	November 1, 2020	93	1,504	1,597	5.8%
	November 8, 2020	117	1,771	1,888	6.2%
	November 15, 2020	176	2,087	2,263	7.8%
Sherman	October 25, 2020	3	28	31	9.7%
	November 1, 2020	0	27	27	0.0%
	November 8, 2020	0	21	21	0.0%
	November 15, 2020	0	24	24	0.0%
Tillamook	October 25, 2020	7	297	304	2.3%
	November 1, 2020	7	286	293	2.4%
	November 8, 2020	9	272	281	3.2%
	November 15, 2020	12	359	371	3.2%
Umatilla	October 25, 2020	100	1,280	1,380	7.2%
	November 1, 2020	139	1,124	1,263	11.0%
	November 8, 2020	196	1,358	1,554	12.6%
	November 15, 2020	248	1,851	2,099	11.8%
Union	October 25, 2020	15	186	201	7.5%
	November 1, 2020	15	152	167	9.0%
	November 8, 2020	43	236	279	15.4%
	November 15, 2020	65	287	352	18.5%
Wallowa	October 25, 2020	7	65	72	9.7%
	November 1, 2020	1	52	53	1.9%
	November 8, 2020	3	47	50	6.0%
	November 15, 2020	1	51	52	1.9%
Wasco	October 25, 2020	7	702	709	1.0%

# COVID-19 Weekly Report

Oregon's Weekly Surveillance Summary  
Novel Coronavirus (COVID-19)



Oregon Public Health Division

Published November 25, 2020

County	MMWR week start	Positive ELRs	Negative ELRs	Total ELRs	Percent Positivity
	November 1, 2020	18	879	897	2.0%
	November 8, 2020	20	750	770	2.6%
	November 15, 2020	60	775	835	7.2%
Washington	October 25, 2020	806	16,399	17,205	4.7%
	November 1, 2020	924	14,887	15,811	5.8%
	November 8, 2020	1,262	15,593	16,855	7.5%
	November 15, 2020	1,463	17,627	19,090	7.7%
Wheeler	October 25, 2020	0	10	10	0.0%
	November 1, 2020	0	4	4	0.0%
	November 8, 2020	0	10	10	0.0%
	November 15, 2020	0	12	12	0.0%
Yamhill	October 25, 2020	94	3,031	3,125	3.0%
	November 1, 2020	154	2,668	2,822	5.5%
	November 8, 2020	214	3,072	3,286	6.5%
	November 15, 2020	267	3,748	4,015	6.7%

## Follow-up

Figure 11 shows the percentage of cases that were called within 24 hours of being reported to public health by race. Figure 12 shows the percentage of cases that were called within 24 hours of being reported to public health by ethnicity. Figure 13 shows the percentage of cases that were interviewed, by race. Figure 14 shows the percentage of cases that were interviewed, by ethnicity.

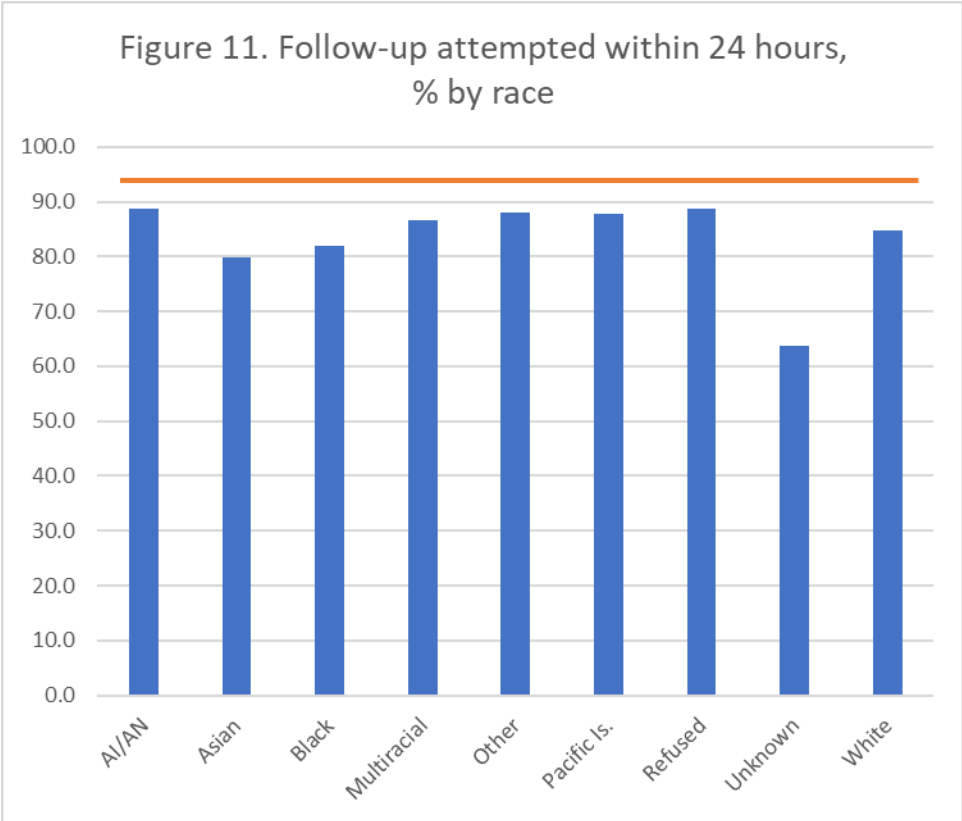
# COVID-19 Weekly Report

Oregon’s Weekly Surveillance Summary  
Novel Coronavirus (COVID-19)



Oregon Public Health Division

Published November 25, 2020



<sup>a</sup> Race and ethnicity data are collected when cases are interviewed. Race and ethnicity data for cases that were not interviewed are abstracted from laboratory reports and medical records if it is available.

<sup>b</sup> The orange line represents the state metric for timely follow up for all cases: 95%.

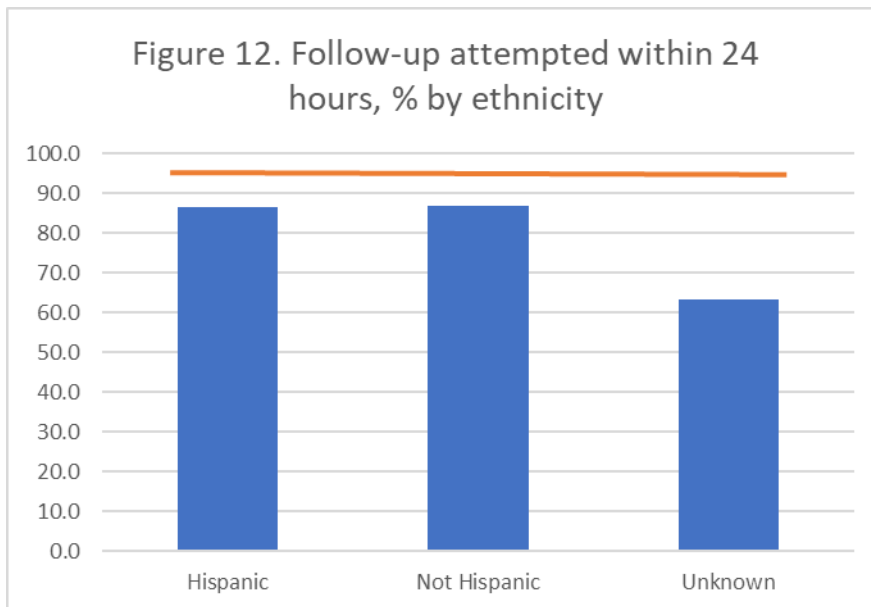
# COVID-19 Weekly Report

Oregon's Weekly Surveillance Summary  
Novel Coronavirus (COVID-19)



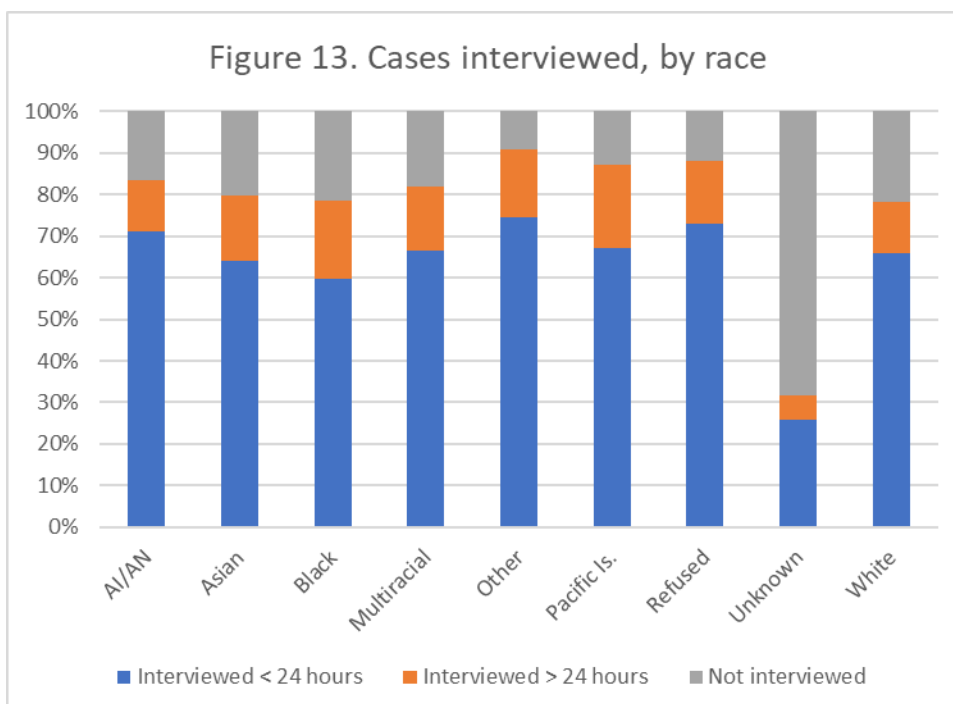
Oregon Public Health Division

Published November 25, 2020



<sup>a</sup> Race and ethnicity data are collected when cases are interviewed. Race and ethnicity data for cases that were not interviewed are abstracted from laboratory reports and medical records if it is available.

<sup>b</sup> The orange line represents the state metric for timely follow up for all cases: 95%.



# COVID-19 Weekly Report

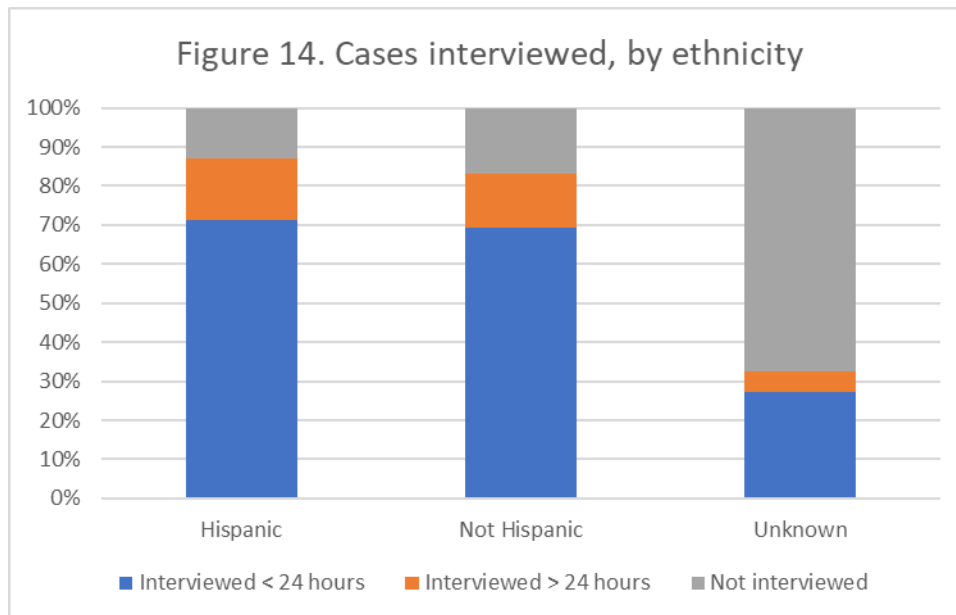
Oregon's Weekly Surveillance Summary  
Novel Coronavirus (COVID-19)



Oregon Public Health Division

Published November 25, 2020

<sup>a</sup> Race and ethnicity data are collected when cases are interviewed. Race and ethnicity data for cases that were not interviewed are abstracted from laboratory reports and medical records if it is available.



<sup>a</sup> Race and ethnicity data are collected when cases are interviewed. Race and ethnicity data for cases that were not interviewed are abstracted from laboratory reports and medical records if it is available.

## Recovery

OHA staff periodically call people with reported COVID-19 who experienced fever, cough, shortness of breath or diarrhea and were initially interviewed before May 1, when OHA changed its definition of recovery, to inquire about resolution of symptoms. This group includes 1,884 people who were all diagnosed before mid-April and have not succumbed to their illness. Among these, 1,682 (88.8%) are considered to have recovered, and a recovery date is available for 1,387 people; their time to recovery is depicted in Figure 15. Of these 1,884 people, 16 (0.8%), have not yet recovered; and recovery status is not available for 186 (9.8%). People are assumed to have recovered three days after resolution of all symptoms. The median time to recovery among non-hospitalized symptomatic cases is 20 days (interquartile range: 15–29 days); among symptomatic cases who were hospitalized it is 26 days (interquartile range: 18–37 days).

# COVID-19 Weekly Report

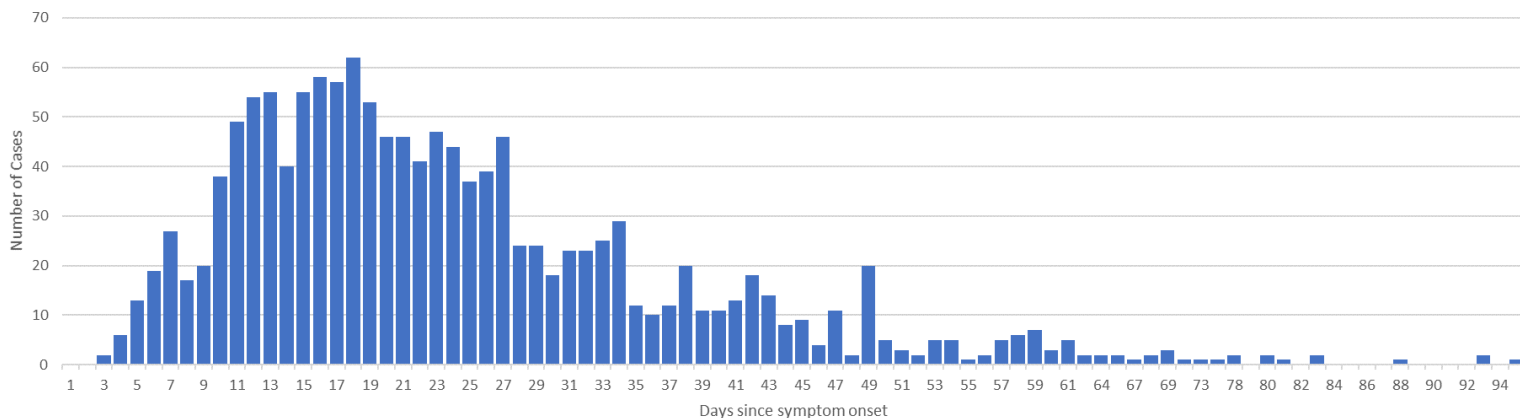
Oregon's Weekly Surveillance Summary  
Novel Coronavirus (COVID-19)



Oregon Public Health Division

Published November 25, 2020

Figure 15. Time to recovery\* among symptomatic people\*\* with confirmed COVID-19 (n=1,387)



\*Three days after reported resolution of diarrhea, cough, shortness of breath and fever.

\*\* Includes cases who were interviewed about their date of recovery before a change in recovery definition on May

\*\*\* This was last updated on 9/16; Data will be updated again as new information is available.

## People with Intellectual and Developmental Disabilities

OHA is aware of 219 people with intellectual or developmental disabilities who have had COVID-19 to date. This includes individuals who live in congregate settings and in family or individual homes. To date, there are 5 deaths associated with people with intellectual or developmental disabilities. This number is from conducting a match between the ODHS Office of Developmental Disabilities Services client list and the Oregon COVID-19 case database. OHA will update this number on a quarterly basis.

Additional information about the ODDS program and COVID-19 can be found here:

<https://www.oregon.gov/dhs/SENIORS-DISABILITIES/DD/ODDS%20Resource%20Library/ODDS-Residential-COVID-19-Report.pdf>

ODDS data is based on self-reports from providers and case management entities and therefore may differ from testing data received from the Oregon Health Authority.

## Weekly Care Facility, Senior Living Communities and Congregate Living Settings Report

# COVID-19 Weekly Report

Oregon's Weekly Surveillance Summary  
Novel Coronavirus (COVID-19)



Oregon Public Health Division

Published November 25, 2020

OHA is publishing data on cases and deaths in care facilities, senior living communities, and congregate living settings that have three or more confirmed COVID-19 cases or one or more deaths (Table 5). Facilities with outbreaks that are considered resolved are moved to the closed outbreak list (Table 6). An outbreak is considered resolved if no new cases are identified for 28 days after the last case onset. This list does not include correctional facilities.

In addition to the facilities listed, OHA is aware of 97 congregate settings of five or fewer beds that have three or more confirmed COVID-19 cases or one or more deaths. Because foster homes typically have relatively few residents, OHA follows the Oregon Department of Human Services practice in not naming these locations to protect patient privacy.

To date, there has been one death of a staff person who worked in a congregate care setting from COVID-19. To protect patient privacy, OHA does not report employee deaths by workplace or other potentially identifying information. Similar information will be released in the future in weekly reports only if OHA determines that such information, in addition to other information it releases, and information released by other agencies, like the Centers for Medicaid and Medicare Services, cannot be used to identify an individual. To date, there have been 5,672 cases and 473 deaths associated with congregate care settings.

A list of all ODHS regulated nursing, residential care and assisted living facilities that currently have executive orders can be found here: <https://www.oregon.gov/DHS/COVID-19/Pages/LTC-Facilities.aspx>. Facilities that have executive orders are those with staff or residents with reported or suspected COVID-19; the executive order remains active for 14 days after there were no individuals in the building exhibiting symptoms. ODHS executive order and OHA outbreak data may differ due to differences in definitions and reporting requirements.

**Table 7. Active outbreaks in care facilities, senior living communities and congregate living settings with three or more confirmed COVID-19 cases or one or more COVID-19 related deaths (n=132)**

Facility name	County	First reported	Total cases <sup>a</sup>	Total deaths <sup>a</sup>
Tierra Rose Care Center	Marion	7/28/2020	33	0
Maryville Memory Care	Washington	8/9/2020	74	9
Countryside Living of Canby	Clackamas	8/22/2020	14	0
Umpqua Valley	Douglas	8/31/2020	19	0
Marquis Centennial Post Acute Rehab	Multnomah	9/5/2020	75	5
St. Anthony Village	Multnomah	9/7/2020	26	1
The Springs at Willow Creek	Marion	9/9/2020	29	0



# COVID-19 Weekly Report

Oregon's Weekly Surveillance Summary  
Novel Coronavirus (COVID-19)



Oregon Public Health Division

Published November 25, 2020

Facility name	County	First reported	Total cases <sup>a</sup>	Total deaths <sup>a</sup>
Flagstone Senior Living	Wasco	9/13/2020	52	14
Capital Manor	Polk	9/18/2020	4	0
Sapphire at Gateway	Multnomah	9/21/2020	66	10
Valley West health Care Center	Lane	9/21/2020	8	0
Friendship Health Center	Multnomah	9/24/2020	3	0
Rose Villa - Milwaukie	Clackamas	9/28/2020	7	0
Forum at Town Center - Happy Valley	Clackamas	9/29/2020	8	0
Hearthstone at Murrayhill	Washington	10/2/2020	15	0
Avamere Rehabilitation	Coos	10/2/2020	5	0
Avamere Riverpark of Eugene	Lane	10/2/2020	53	1
Cascade Terrace	Multnomah	10/3/2020	28	1
Hillside Brookdale Memory Care	Yamhill	10/5/2020	6	0
Orchards Assisted Living	Jackson	10/5/2020	10	0
Avamere Health Services of the Rogue Valley	Jackson	10/5/2020	51	2
Rogue Valley Manor	Jackson	10/6/2020	14	0
Marquis Mill Park Post Acute Rehab	Multnomah	10/7/2020	14	1
Bonaventure Senior Living Gresham	Multnomah	10/8/2020	22	2
Holladay Park Plaza Skilled Nursing	Multnomah	10/9/2020	7	1
Fernhill Estates	Multnomah	10/9/2020	5	0
Regency Albany	Linn	10/13/2020	6	0
Marquis Mt Tabor Post Acute Rehab	Multnomah	10/14/2020	5	0
Avamere transitional care at Sunnyside	Marion	10/14/2020	5	0
Avamere Rehabilitation of Clackamas	Clackamas	10/14/2020	7	0
Mennonite Home	Linn	10/14/2020	9	1
Providence Benedictine	Marion	10/14/2020	23	0
Forest Grove Rehabilitation & Care Center	Washington	10/15/2020	14	0
Mary's Woods Retirement Community	Clackamas	10/15/2020	10	0
Marquis Tualatin Post Acute Rehab	Washington	10/16/2020	20	2
Oregon City Health Care Center	Clackamas	10/18/2020	5	0
Arcadia Senior Living	Multnomah	10/19/2020	8	1
Good Samaritan Society - Fairlawn Village	Multnomah	10/19/2020	6	0
Timber Town Living	Douglas	10/19/2020	8	2
Sweet Bye N Bye	Marion	10/19/2020	39	4
Gracelen Terrace	Multnomah	10/19/2020	88	7
Courtyard at Mt. Tabor	Multnomah	10/21/2020	8	1

# COVID-19 Weekly Report

Oregon's Weekly Surveillance Summary  
Novel Coronavirus (COVID-19)



Oregon Public Health Division

Published November 25, 2020

Facility name	County	First reported	Total cases <sup>a</sup>	Total deaths <sup>a</sup>
Brookdale Senior Living Memory Care	Marion	10/21/2020	3	0
Springs at Clackamas Woods	Clackamas	10/22/2020	5	0
Willson House	Marion	10/22/2020	4	0
Hillside Heights Rehab Center	Lane	10/22/2020	38	0
Regency Gresham Nursing and Rehabilitation Center	Multnomah	10/23/2020	7	0
The Springs Living at Lake Oswego	Clackamas	10/23/2020	3	0
Bonaventure of Salem	Marion	10/23/2020	33	7
Oregon Veterans' Home	Wasco	10/25/2020	19	1
Rose Schnitzer Manor	Multnomah	10/26/2020	6	0
Mirabella Portland	Multnomah	10/26/2020	3	0
Avamere at Hermiston	Umatilla	10/26/2020	43	3
Prestige Care and Rehab of Menlo Park	Multnomah	10/27/2020	6	0
RN Villa	Multnomah	10/27/2020	61	3
Lancaster Village	Marion	10/29/2020	5	0
Bridgecreek Memory Care Community	Linn	10/29/2020	37	1
J Bar J - J5 Stabilization Center	Deschutes	10/30/2020	24	0
Marquis Care	Klamath	10/30/2020	6	0
Terwilliger Plaza Retirement Community	Multnomah	10/30/2020	8	0
Sunnyside Meadows Memory Care	Clackamas	10/31/2020	46	4
Bonaventure at Keizer Station	Marion	10/31/2020	7	0
Creswell Health & Rehabilitation Center	Lane	10/31/2020	4	0
Country Meadows Village	Marion	11/02/2020	11	0
Park Forest Care Center	Multnomah	11/02/2020	4	0
Windsor Health and Rehab	Marion	11/02/2020	4	0
Wildflower Lodge Assisted Living Community/Wildflower Lodge	Union	11/02/2020	48	1
Fox Hollow	Deschutes	11/02/2020	4	0
Avamere at Three Fountains	Jackson	11/02/2020	121	8
Windsong at Eola Hills	Polk	11/03/2020	7	0
Green Valley Rehabilitation Health Center	Lane	11/03/2020	5	0
Harmony Guest Home	Washington	11/03/2020	58	3
Boone Ridge Senior Living	Marion	11/03/2020	3	0
Avamere at Waterford	Jackson	11/04/2020	4	0
Curry Manor Memory Care	Douglas	11/04/2020	34	1
Prestige Post-Acute and Rehab Milwaukie	Clackamas	11/05/2020	4	0

# COVID-19 Weekly Report

Oregon's Weekly Surveillance Summary  
Novel Coronavirus (COVID-19)



Oregon Public Health Division

Published November 25, 2020

Facility name	County	First reported	Total cases <sup>a</sup>	Total deaths <sup>a</sup>
Pearl at Kruse Way	Clackamas	11/05/2020	24	0
Pacific Health & Rehab	Washington	11/05/2020	10	0
Pacific Gardens	Multnomah	11/06/2020	3	0
Mount Bachelor assisted living	Deschutes	11/06/2020	3	0
Parkview Christian Retirement Community	Multnomah	11/07/2020	3	0
Regency Hermiston Nursing & Rehabilitation Center	Umatilla	11/07/2020	5	0
Glisan Care Center	Multnomah	11/07/2020	4	0
Wellsprings Assisted Living	Malheur	11/07/2020	6	0
Cherrywood Village	Multnomah	11/07/2020	7	0
Pacifica St. Andrews Memory Care	Multnomah	11/07/2020	7	0
Edgewood Point Assisted Living	Washington	11/07/2020	3	0
Assisted Living at Summerplace	Multnomah	11/08/2020	3	1
Bonaventure Senior Living Tigard	Washington	11/08/2020	9	1
Table Rock Memory Care	Jackson	11/08/2020	87	5
Village Healthcare	Multnomah	11/09/2020	3	0
Providence Elderplace Glendoveer RCF	Multnomah	11/09/2020	3	0
Pacifica Senior Living	Multnomah	11/09/2020	9	0
Sweet Bye N Bye West	Marion	11/09/2020	13	0
Tabor Crest	Multnomah	11/09/2020	23	1
Spring Valley Assisted Living	Lane	11/09/2020	10	0
Touchmark at Mt. Bachelor Village	Deschutes	11/09/2020	3	0
Regency Woodland	Marion	11/10/2020	4	0
Marjorie House Memory Care	Yamhill	11/10/2020	4	0
Farmington Square Tualatin	Washington	11/10/2020	6	0
Barbur Vista	Multnomah	11/10/2020	7	1
Brookdale Mt Hood	Multnomah	11/10/2020	21	0
Columbia Care Center	Columbia	11/10/2020	4	0
Vineyard Heights Assisted Living	Yamhill	11/11/2020	3	0
Marquis Wilsonville Assisted Living Facility	Clackamas	11/11/2020	3	0
Avamere Retirement Living Berry Park	Clackamas	11/11/2020	26	0
Avamere at Sandy	Clackamas	11/11/2020	3	0
Gresham Post Acute Care and Rehabilitation Center	Multnomah	11/12/2020	3	0
Prestige Senior Living Southern Hills	Marion	11/12/2020	3	0
Cedar Crest Memory Care	Washington	11/12/2020	15	0

# COVID-19 Weekly Report

Oregon's Weekly Surveillance Summary  
Novel Coronavirus (COVID-19)



Oregon Public Health Division

Published November 25, 2020

Facility name	County	First reported	Total cases <sup>a</sup>	Total deaths <sup>a</sup>
Brookstone Alzheimer's Special Care Center	Marion	11/13/2020	3	0
Powell Valley Assisted Living	Multnomah	11/13/2020	26	0
Eugene Hotel Retirement Community	Lane	11/13/2020	7	0
Heron Pointe Senior Living	Polk	11/13/2020	14	0
Sunset Estates	Malheur	11/13/2020	17	0
Jefferson Lodge	Polk	11/13/2020	11	0
Hawthorne Gardens	Multnomah	11/14/2020	5	0
Revere Court of Portland	Multnomah	11/14/2020	10	0
Touchmark in the West Hills - Independent Living	Washington	11/15/2020	8	0
Kindred Heart Foxglove	Marion	11/15/2020	5	0
Rosewood Park Retirement and Assisted Living	Washington	11/15/2020	18	0
Emerald Gardens	Marion	11/16/2020	10	0
Parkland Village	Yamhill	11/17/2020	3	0
Powell Valley Memory Care	Multnomah	11/17/2020	3	1
River Terrace Memory Care	Clackamas	11/17/2020	4	0
South Hills Rehabilitation Center	Lane	11/17/2020	3	0
SouthTowne Memory Care	Lane	11/17/2020	12	0
Elms Retirement Community	Washington	11/17/2020	3	0
Brookdale Rose Valley Scappoose	Columbia	11/18/2020	4	0
Timberwood Court Memory Care Community	Linn	11/18/2020	3	0
Avamere Park Place	Washington	11/19/2020	4	0
Bonaventure Senior Living Tigard	Washington	11/20/2020	4	0
Total	-	-	2101	107

<sup>a</sup>Case and death counts include all cases and deaths associated with the outbreak (e.g., staff, residents, close contacts)

**Table 6. Resolved outbreaks in care facilities, senior living communities and congregate living settings with three or more confirmed COVID-19 cases or one or more COVID-19 related death (n=177)**

# COVID-19 Weekly Report

Oregon's Weekly Surveillance Summary  
Novel Coronavirus (COVID-19)



Oregon Public Health Division

Published November 25, 2020

Facility name	County	First reported	Total cases <sup>a</sup>	Total deaths <sup>a</sup>
Oregon Veterans' Home - Lebanon	Linn	3/11/2020	38	9
Vineyard Heights Assisted Living	Yamhill	3/16/2020	8	0
The Oaks at Sherwood Park	Marion	3/20/2020	14	1
Regency Park Senior Living	Washington	3/21/2020	16	1
Astor House Senior Living	Yamhill	3/22/2020	15	7
Healthcare at Foster Creek	Multnomah	3/24/2020	116	35
Oregon Veterans' Home - The Dalles	Wasco	3/26/2020	3	0
Salem Transitional Care	Marion	3/27/2020	26	3
Corvallis Manor Nursing & Rehabilitation Center	Benton	3/27/2020	21	3
Marion Estates	Marion	3/30/2020	16	1
Laurelhurst Village	Multnomah	3/30/2020	51	6
Village Health Care	Multnomah	4/1/2020	41	7
Avamere at Bethany	Washington	4/1/2020	10	1
Four Seasons Memory Care	Marion	4/2/2020	4	1
Jason Lee Manor Apartments	Marion	4/10/2020	2	1
Avamere Court at Keizer	Marion	4/11/2020	7	2
Powell Valley Memory Care	Multnomah	4/13/2020	10	2
Country Meadows Village	Marion	4/13/2020	8	3
Cornerstone Care Options	Multnomah	4/16/2020	16	0
Grove and Garden	Washington	4/17/2020	3	1
Countryside Living of Canby	Clackamas	4/19/2020	13	2
St Andrews Memory Care	Multnomah	4/21/2020	3	0
Turner residential care	Marion	4/23/2020	3	1
Cherrywood Village	Multnomah	4/23/2020	6	1
Providence Benedictine Mt. Angel	Marion	4/27/2020	6	1
Prestige Senior Living Orchard Heights	Polk	4/30/2020	55	10
Prestige Senior Living Riverwood	Washington	5/2/2020	11	1
Parkview Christian Assisted Living	Multnomah	5/4/2020	9	1

Data are provisional and subject to change.

Page 27 of 62

# COVID-19 Weekly Report

Oregon's Weekly Surveillance Summary  
Novel Coronavirus (COVID-19)



Oregon Public Health Division

Published November 25, 2020

Facility name	County	First reported	Total cases <sup>a</sup>	Total deaths <sup>a</sup>
Odd Fellows Home	Multnomah	5/4/2020	9	1
Jennings McCall Assisted Living	Washington	5/4/2020	9	2
Prestige Post-Acute and Rehabilitation Care Milwaukie	Clackamas	5/9/2020	11	3
Heartwood Place Memory Care	Marion	5/11/2020	2	1
Avamere Park Place	Washington	5/26/2020	6	0
High Lookee	Jefferson	5/26/2020	15	0
Bethesda Lutheran Communities	Washington	5/28/2020	3	0
Boone Ridge Senior Living	Marion	5/31/2020	6	1
Regent Court Memory Care	Benton	6/2/2020	8	1
The Springs at Willow Creek	Marion	6/2/2020	23	4
Brookdale River Valley Tualatin	Clackamas	6/3/2020	13	0
Marquis Hope Village	Clackamas	6/4/2020	113	18
Springs at Carmen Oaks	Clackamas	6/8/2020	28	0
Brookstone Alzheimer's Special Care Center	Marion	6/8/2020	67	14
Mcloughlin Place Senior Living	Clackamas	6/12/2020	29	3
Marquis Oregon City	Clackamas	6/14/2020	23	4
Pacific Garden Alzheimer's Unit	Multnomah	6/15/2020	4	1
Avamere Rehabilitation of Newport	Lincoln	6/15/2020	51	7
Arcadia Senior Living	Multnomah	6/16/2020	10	1
Pacifica Senior Living	Multnomah	6/18/2020	18	1
Hidden Lakes Independent Living	Marion	6/18/2020	7	1
Laurelhurst Village Rehab	Multnomah	6/18/2020	3	1
The Springs at Wilsonville	Clackamas	6/18/2020	19	0
Redwood Heights Assisted Living	Marion	6/21/2020	2	1
Grand Ronde Retirement Residence	Union	6/21/2020	3	0
Lakeview Senior Living	Lincoln	6/21/2020	3	0

Data are provisional and subject to change.

Page 28 of 62



# COVID-19 Weekly Report

Oregon's Weekly Surveillance Summary  
Novel Coronavirus (COVID-19)



Oregon Public Health Division

Published November 25, 2020

Facility name	County	First reported	Total cases <sup>a</sup>	Total deaths <sup>a</sup>
Oswego Place by Bonaventure	Clackamas	6/22/2020	21	1
Pearl at Kruse Way	Clackamas	6/23/2020	10	0
Farmington Square Salem Assisted Living	Marion	6/23/2020	34	8
Hawthorne Gardens Senior Living Community	Multnomah	6/24/2020	26	5
Brookdale Assisted Living Ontario	Malheur	6/25/2020	37	5
Avamere Rehab of Beaverton	Washington	6/28/2020	8	0
Providence ElderPlace Glendoveer	Multnomah	6/30/2020	3	0
Hillside Brookdale Independent Living	Yamhill	6/30/2020	12	0
EmPres Hillsboro Health and Rehab Center	Washington	7/1/2020	25	0
Somerset Lodge	Clackamas	7/3/2020	5	0
Avamere Court at Keizer	Marion	7/5/2020	2	1
Gresham Post-Acute Care & Rehabilitation	Multnomah	7/6/2020	3	0
Capitol Manor	Polk	7/6/2020	9	0
Monterey Court Memory Care	Clackamas	7/7/2020	22	5
Cedar Village Assisted Living & Memory Care	Marion	7/9/2020	4	0
Marquis Mt. Tabor Post Acute Rehab	Multnomah	7/9/2020	7	0
Beaverton Lodge	Washington	7/10/2020	5	0
Avamere Rehabilitation of Coos Bay	Coos	7/10/2020	5	0
Mt. Bachelor Memory Care	Deschutes	7/11/2020	66	8
West Hills Health & Rehabilitation	Multnomah	7/13/2020	3	0
Hood River Care Center	Hood River	7/13/2020	4	0
Regency Hermiston Nursing and Rehab Center	Umatilla	7/13/2020	97	15
Mountain Park Memory Care	Clackamas	7/14/2020	34	4
The Grove and The Gardens	Washington	7/15/2020	3	0

Data are provisional and subject to change.

Page 29 of 62



# COVID-19 Weekly Report

Oregon's Weekly Surveillance Summary  
Novel Coronavirus (COVID-19)



Oregon Public Health Division

Published November 25, 2020

Facility name	County	First reported	Total cases <sup>a</sup>	Total deaths <sup>a</sup>
Dorian Place Assisted Living	Malheur	7/15/2020	23	3
Sun Terrace	Umatilla	7/15/2020	10	2
Bonaventure of Salem Assisted Living	Marion	7/16/2020	1	1
Brookdale Wilsonville	Clackamas	7/18/2020	7	1
The Suites Long Term Care Facility	Josephine	7/19/2020	3	0
Bend Transitional Care	Deschutes	7/19/2020	3	0
Forest Grove Rehabilitation & Care Center	Washington	7/19/2020	4	0
Miramont Pointe Assisted Living	Clackamas	7/19/2020	15	1
Tabor Crest	Multnomah	7/20/2020	24	3
Wellsprings Assisted Living	Malheur	7/20/2020	6	1
Cascade Terrace	Multnomah	7/21/2020	8	0
Friendship Health Center	Multnomah	7/21/2020	4	0
Terwilliger Plaza	Multnomah	7/21/2020	12	1
Touchmark in the West Hills	Washington	7/22/2020	18	3
Farmington Square Beaverton	Washington	7/23/2020	14	3
Regency Park	Washington	7/23/2020	22	1
St. Andrew's Memory Care	Multnomah	7/23/2020	22	1
Rose Schnitzer Center for Living	Multnomah	7/24/2020	4	0
The Springs at Tanasbourne	Washington	7/26/2020	6	1
Marquis Forest Grove Assisted Living	Washington	7/28/2020	8	0
Laurel Parc Bethany Village	Washington	7/29/2020	6	0
Emerson House	Multnomah	7/29/2020	46	7
Waterford Grand	Lane	7/30/2020	3	0
Avamere Rehab of Oregon	Clackamas	7/30/2020	3	0
Pear Valley Senior Living	Jackson	7/30/2020	4	0
Rock of Ages	Yamhill	7/30/2020	38	2
Parkland Village	Yamhill	7/30/2020	4	1
Hillside Place	Lincoln	7/30/2020	28	4
Fircrest	Yamhill	7/31/2020	2	1
O'Hara's Manor	Multnomah	7/31/2020	31	2

Data are provisional and subject to change.

Page 30 of 62

# COVID-19 Weekly Report

Oregon's Weekly Surveillance Summary  
Novel Coronavirus (COVID-19)



Oregon Public Health Division

Published November 25, 2020

Facility name	County	First reported	Total cases <sup>a</sup>	Total deaths <sup>a</sup>
Dallas Retirement Village	Polk	7/31/2020	6	2
Avamere Crestview of Portland	Multnomah	8/1/2020	29	2
Murray Highland Memory Care	Washington	8/1/2020	35	7
Creekside Rehabilitation and Nursing	Multnomah	8/1/2020	50	6
Prestige Senior Living Orchard Heights	Polk	8/3/2020	3	0
Morning Star Assisted Living and Memory Care	Washington	8/4/2020	21	9
Silvercreek Senior Living	Marion	8/5/2020	4	0
French Prairie Nursing and Rehab	Marion	8/5/2020	92	13
Life Care Rehabilitation	Yamhill	8/7/2020	21	1
Regency Village Prineville	Crook	8/8/2020	7	0
Meadowbrook Place Baker City	Baker	8/9/2020	27	2
Fernhill Estates	Multnomah	8/10/2020	3	0
Country Meadows Village	Marion	8/10/2020	8	0
Gracelen Terrace	Multnomah	8/10/2020	13	0
Ashley Manor Senior Living - Hermiston	Umatilla	8/13/2020	13	0
Lancaster Village	Marion	8/13/2020	7	1
Marquis Hope Village - Vintage Suites	Clackamas	8/13/2020	3	0
Marquis Mill Park Post Acute Rehab	Multnomah	8/14/2020	3	0
Mary's Woods Retirement Community	Clackamas	8/15/2020	5	0
Providence Benedictine Mt. Angel	Marion	8/17/2020	7	0
Springs Clackamas Woods	Clackamas	8/20/2020	3	0
Riverside Manor	Malheur	8/21/2020	3	1
Redwood Heights Assisted Living	Marion	8/22/2020	7	0
Windsor Health and Rehab	Marion	8/24/2020	7	0

# COVID-19 Weekly Report

Oregon's Weekly Surveillance Summary  
Novel Coronavirus (COVID-19)



Oregon Public Health Division

Published November 25, 2020

Facility name	County	First reported	Total cases <sup>a</sup>	Total deaths <sup>a</sup>
Robinson Health and Rehab Center	Multnomah	8/25/2020	2	1
Evergreen Memory Care Facility	Lane	8/25/2020	40	13
Nyssa Gardens	Malheur	8/28/2020	9	0
Regency Redmond	Deschutes	8/28/2020	6	0
Prestige Post-Acute and Rehabilitation Care Milwaukie	Clackamas	8/31/2020	3	0
Avamere at Sandy	Clackamas	8/31/2020	9	0
Pioneer Place Assisted Living	Malheur	8/31/2020	39	2
Pacific Health and Rehab (EHCC)	Washington	9/5/2020	4	0
Melody Court Memory Care	Multnomah	9/5/2020	11	0
Heartwood Place Memory Care	Marion	9/10/2020	23	2
West Hills Health & Rehabilitation	Multnomah	9/15/2020	3	0
Avamere at Three Fountains	Jackson	9/18/2020	4	0
Battlecreek Memory Care	Marion	9/18/2020	16	1
Rosewood Memory Care	Washington	9/20/2020	13	2
Springs at Veranda Park	Jackson	9/22/2020	5	0
The Oaks at Sherwood Park	Marion	9/22/2020	6	0
Farmington Square Adult Living	Lane	9/22/2020	24	6
Horton Plaza	Jackson	9/23/2020	3	0
Gateway Living	Lane	9/23/2020	13	0
Elder Health and Living	Lane	9/24/2020	5	0
Marquis Vermont Hills	Multnomah	9/25/2020	13	2
Arbor at Avamere Court	Marion	9/26/2020	6	0
Saint Mary's Home for Boys	Washington	9/27/2020	23	0
Royalton Place	Clackamas	10/1/2020	15	2
The Ackerly at Timberland	Washington	10/1/2020	9	2
Timber Pointe Senior Living	Lane	10/2/2020	4	0
Seaview Senior Living Memory Care Unit	Curry	10/2/2020	23	2

# COVID-19 Weekly Report

Oregon's Weekly Surveillance Summary  
Novel Coronavirus (COVID-19)



Oregon Public Health Division

Published November 25, 2020

Facility name	County	First reported	Total cases <sup>a</sup>	Total deaths <sup>a</sup>
Ashley Manor Senior Living - Klamath Falls	Klamath	10/5/2020	5	0
Bend Transitional Care	Deschutes	10/7/2020	3	0
Robison Health & Rehabilitation Center, Cedar Sinai Park	Multnomah	10/7/2020	10	2
Salem Transitional Care	Marion	10/8/2020	8	0
Tanner Springs Memory Care	Clackamas	10/8/2020	7	0
Avamere at Bethany	Washington	10/9/2020	2	1
Hearthstone Nursing & Rehab Center Medford	Jackson	10/10/2020	4	0
Parkhurst Place	Hood River	10/11/2020	7	1
Ochoco Manor Apartments	Crook	10/13/2020	7	1
Advocate Care	Multnomah	10/14/2020	6	0
Rose Linn Vintage Place, Memory Care and Residential Care Facility	Clackamas	10/15/2020	6	0
Linda Vista	Jackson	10/16/2020	11	0
Northwest Memory Care - Florence	Lane	10/18/2020	3	0
Skylark AL & Memory Care	Jackson	10/23/2020	3	0
Marquis Marian Estates	Marion	10/23/2020	3	0
Avamere Ct at Keizer	Marion	10/24/2020	4	0
Sapphire at Liberty Pointe	Multnomah	10/26/2020	10	0
Prestige Care and Rehab of Reedwood	Multnomah	10/27/2020	7	0
Total	-	-	2654	341

<sup>a</sup>Case and death counts include all cases and deaths associated with the outbreak (e.g., staff, residents, close contacts)

## Weekly Workplace Outbreak Report

OHA is publishing data on cases in workplace outbreaks. Given a cluster of cases in space and time, within plausible incubation periods for the pathogen, OHA epidemiologists will consider cases to be related—i.e., part of a workplace outbreak—unless a more likely alternative source for acquisition is identified. Any suspected workplace outbreak is required to be reported to the local public health authority (see OAR 333-018-015). Local health

# COVID-19 Weekly Report

Oregon's Weekly Surveillance Summary  
Novel Coronavirus (COVID-19)



Oregon Public Health Division

Published November 25, 2020

department and tribal partners investigate to identify workplace outbreaks. This list of outbreaks will be updated as investigations continue, and we learn about epidemiologic links between cases. This list may not reflect all the workplace outbreaks in Oregon.

To protect privacy, OHA is only reporting workplace outbreaks with five or more cases and only for workplaces with at least 30 workers. If more than 50% of the workers are COVID-19 cases, specific case numbers will not be reported. Case counts include all persons linked to the outbreak, which may include household members and other close contacts. The list below includes active workplace outbreaks (Table 7), meaning that there has been a case within the past 28 days. Outbreaks that are resolved are moved to a separate table of resolved outbreaks (Table 8). Outbreaks are removed from the closed outbreak list after 56 days.

The presence of correctional facilities and food packing and agricultural worksites on this list highlights the challenges of controlling COVID-19 in settings where people must work or live in proximity. People of color are overrepresented in agricultural and correctional settings, contributing to the higher rates of COVID-19 observed in these groups. OHA publishes these data in response to public request, but with some concern that workers or staff members at these workplaces might be subject to discrimination.

State and local public health officials work intensively with staff at workplaces where outbreaks are identified to isolate sick workers, test and quarantine those who have been exposed and implement workplace changes to reduce risk of transmission. Unless otherwise noted, public health officials have determined that these workplaces, their workers and their products do not pose significant risk to the public. Workers of a business with a workplace outbreak should never be subjected to discrimination or excluded from patronizing other businesses. In fact, discriminating against workers or avoiding products might jeopardize the economic viability of essential local businesses.

Employers can support their workers with policies that ensure that ill workers are not in the workplace and are not penalized for taking sick leave. Employers should ensure that workers are aware of and understand these policies.

There have been 53 deaths and 9,967 cases associated with all workplace outbreaks that have been reported to date. To protect patient privacy, OHA does not report employee deaths by workplace. Cases that are associated with more than one workplace outbreak will be reported in the case count for all relevant workplace outbreaks.

## **Table 7. Active workplace outbreaks with five or more confirmed COVID-19 cases (n=89)**

# COVID-19 Weekly Report

Oregon's Weekly Surveillance Summary  
Novel Coronavirus (COVID-19)



Oregon Public Health Division

Published November 25, 2020

Workplace	Address	County <sup>a</sup>	Investigation start date	Most recent onset	Total cases
Snake River Correctional Institution	777 Stanton Blvd, Ontario, OR 97914	Malheur	6/24/2020	11/17/2020	547
Eastern Oregon Correctional Institution	2500 Westgate, Pendleton, OR 97801	Umatilla	7/8/2020	11/18/2020	518
Oregon State Correctional Institution	3405 Deer Park Dr SE, Salem	Marion	9/28/2020	11/17/2020	179
Amazon Troutdale	1250 NW Swigert Rd, Troutdale, OR 97060	Multnomah	5/21/2020	11/17/2020	97
Salem Hospital	890 Oak Street SE, Salem, OR 97301	Marion	5/27/2020	11/20/2020	91
Fred Meyer Distribution Center	11500 OR 212, Clackamas, OR 97015	Clackamas	10/22/2020	11/15/2020	88
Amy's Kitchen	441 W Antelope Rd, White City, OR 97503	Jackson	7/28/2020	11/18/2020	87
Lamb Weston East	750 Columbia Ave NE, Boardman, OR 97818	Morrow	7/13/2020	11/20/2020	86
Walmart Distribution Center	2650 US-395, Hermiston, OR 97838	Umatilla	6/30/2020	11/17/2020	79
Good Shepherd Hospital	610 NW 11th St, Hermiston, OR 97838	Umatilla	7/16/2020	11/17/2020	71
Planasa Oregon Operations, LLC	8383 Short Rd, Klamath Falls, OR 97603	Klamath	10/1/2020	11/16/2020	70
J. Frank Schmidt & Son Co	9500 SE 327th Ave, Boring, OR 97009	Clackamas	7/28/2020	11/2/2020	64
Amazon Aumsville	4775 Depot Ct SE, Salem, OR 97317	Marion	5/21/2020	11/17/2020	59
Lamb Weston Boardman Pac Center	730 Columbia Ave NE, Boardman OR 97818	Morrow	7/1/2020	11/15/2020	54
Oregon State Hospital	2600 Center St NE, Salem, OR 97301	Marion	7/13/2020	11/16/2020	54
Mercy Medical Center	2700 NW Stewart Pkwy, Roseburg, OR 97471	Douglas	9/25/2020	11/20/2020	43
Don Pancho Authentic Mexican Food Work	3060 Industrial Way NE, Salem, OR 97301	Marion	7/19/2020	11/4/2020	31
BrucePac	380 S Pacific Hwy, Woodburn, OR 97071	Marion	6/4/2020	11/13/2020	26
Skyline Homes, Inc	550 SW Booth Bend Rd, McMinnville, OR 97128	Yamhill	11/5/2020	11/15/2020	26



# COVID-19 Weekly Report

Oregon's Weekly Surveillance Summary  
Novel Coronavirus (COVID-19)



Oregon Public Health Division

Published November 25, 2020

Workplace	Address	County <sup>a</sup>	Investigation start date	Most recent onset	Total cases
OrePac Building Products	30170 SW Orepac Ave, Wilsonville, OR 97070	Clackamas	10/30/2020	11/13/2020	24
Clackamas County Sheriff's Office	9101 SE Sunnybrook Blvd, Clackamas, OR 97015	Clackamas	11/2/2020	11/8/2020	23
Westside Drywall	2755 Pacific Hwy, Hubbard, OR 97032	Marion	8/21/2020	11/11/2020	22
CabDoor	2900 Pringle Rd SE Ste 150, Salem, OR 97302	Marion	7/24/2020	11/13/2020	21
Harry and David's	2800 S Pacific Hwy, Medford, OR 97501	Jackson	10/15/2020	11/15/2020	21
Target Distribution Center	875 Beta Dr SW, Albany, OR 97321	Linn	9/14/2020	11/14/2020	20
Ascentron	994 Antelope Rd, White City, OR 97503	Jackson	8/24/2020	11/9/2020	19
Murphy Plywood	2350 Prairie Rd, Eugene, OR 97402	Lane	10/7/2020	11/14/2020	19
North American Plants	9375 SE Warmington Rd, McMinnville, OR 97128	Marion	10/1/2020	11/10/2020	19
Roseburg VA Health Care System	913 NW Garden Valley Blvd, Roseburg, OR 97471	Douglas	9/18/2020	11/18/2020	19
Eugene Springfield Fire	1705 W Second Ave, Eugene, OR 97402	Lane	10/26/2020	11/7/2020	18
Pacific Coast Fruit	201 NE 2nd Ave Ste 100, Portland, OR 97232	Multnomah	6/22/2020	11/15/2020	18
Attune Foods, LLC	2600 Prairie Rd, Eugene, OR 97402	Lane	11/13/2020	11/18/2020	17
Home Depot	300 W Harper Rd, Hermiston, OR 97838	Umatilla	7/24/2020	11/1/2020	17
World Class Technology	1300 NE Alpha Dr, McMinnville, OR 97128	Yamhill	11/6/2020	11/16/2020	16
Lowes Distribution Center	1001 Reeves Pkwy, Lebanon, OR 97355	Linn	9/17/2020	11/9/2020	14
Costco Wholesale Corp	3075 Hamrick Rd, Central Point, OR 97502	Jackson	10/7/2020	11/9/2020	13
GTS Interior Supply	4033 NW Yeon Ave, Portland, OR 97210	Multnomah	11/12/2020	11/7/2020	12
Townsend Farms	23303 NE Sandy Blvd, Fairview, OR 97024	Multnomah	10/26/2020	11/8/2020	12
Marquis Corp	596 Hoffman Rd, Independence, OR 97351	Polk	10/28/2020	11/4/2020	11
Terra Nova Nurseries, Inc	10051 S Macksburg Rd #9323, Canby, OR 97013	Clackamas	10/16/2020	11/5/2020	11
Teufel Holly Farms, Inc	35600 NW Zion Church Rd, Cornelius, OR 97113	Washington	10/29/2020	10/31/2020	11
Walmart	1775 E Idaho Ave, Ontario, OR 97914	Malheur	10/21/2020	11/15/2020	11
Bob's Red Mill	13521 SE Pheasant Ct, Milwaukie, OR 97222	Clackamas	10/12/2020	11/14/2020	10
Plycem USA LLC	1200 Ave G, White City, OR 97503	Jackson	11/2/2020	11/6/2020	10



# COVID-19 Weekly Report

Oregon's Weekly Surveillance Summary  
Novel Coronavirus (COVID-19)



Oregon Public Health Division

Published November 25, 2020

Workplace	Address	County <sup>a</sup>	Investigation start date	Most recent onset	Total cases
Talecris Plasma Resources	10115 SE Stark St, Portland, OR 97216	Multnomah	10/17/2020	11/16/2020	10
Trillium Family Services	3415 SE Powell Blvd, Portland, OR 97202	Multnomah	10/20/2020	11/16/2020	10
Oregon Spice Company	13320 NE Jarrett St, Portland, OR 97230	Multnomah	7/31/2020	10/31/2020	10
A-dec Inc	2601 Crestview Drive, Newberg, OR 97132	Yamhill	11/8/2020	11/16/2020	9
AG Specialty Foods	2600 SE Marwell, Milwaukie, OR 97222	Clackamas	11/8/2020	11/14/2020	9
City of Beaverton Police Department	6125 SW Hall Blvd, Beaverton, OR 97005	Washington	10/29/2020	10/31/2020	9
First Student Inc	190 N Wall St, Coos Bay, OR 97420	Coos	11/10/2020	11/12/2020	9
Fleetwood Homes	2655 Progress Way, Woodburn, OR 97071	Marion	9/18/2020	11/3/2020	9
Jacobs Heating & Air Conditioning	4474 SE Milwaukie Ave, Portland, OR 97202	Multnomah	10/1/2020	11/1/2020	9
Jet Industries	1935 Silverton Rd NE, Salem, OR 97301	Marion	9/12/2020	11/10/2020	9
Roseburg Forest Products	451 N Cedar Point Rd, Coquille, OR 97423	Coos	10/29/2020	11/18/2020	9
Oregon Cherry Growers	101 Madison St, The Dalles, OR 97058	Wasco	11/19/2020	11/17/2020	9
Disdero Lumber Company	12301 SE Carpenter Dr, Clackamas, OR 97015	Clackamas	10/14/2020	11/1/2020	8
DMH, Inc	3802 24th Ave, Forest Grove, OR 97116	Washington	10/24/2020	11/9/2020	8
Grande Ronde Hospital	900 Sunset Dr, La Grande, OR 97850	Union	11/12/2020	11/14/2020	8
LBD Landscaping	20400 S Redland Rd, Oregon City, OR 97045	Clackamas	10/26/2020	11/16/2020	8
Oregon Health & Science University (B)	3181 SW Sam Jackson Park Rd, Portland, OR 97239	Multnomah	11/5/2020	11/10/2020	8
Rosboro Company, LLC	2509 Main St, Springfield, OR 97477	Lane	11/3/2020	11/16/2020	8
Truitt Bros Inc	1105 Front St NE, Salem, OR 97301	Polk	11/20/2020	11/19/2020	7
Bailey Nurseries	9855 NW Pike Rd, Yamhill, OR 97148	Yamhill	9/27/2020	10/31/2020	7
Bi-Mart	833 E Central Ave, Sutherlin, OR 97479	Douglas	11/5/2020	11/5/2020	7
Coffee Creek Intake Center	24499 SW Grahams Ferry Rd, Wilsonville, OR 97070	Washington	11/4/2020	11/4/2020	7
Costco Wholesale Corp	2500 NE Hwy 20, Bend, OR, 97701	Deschutes	11/13/2020	11/12/2020	7
Josephine County Jail	1901 NE F St, Grants Pass, OR 97526	Josephine	11/4/2020	11/3/2020	7

# COVID-19 Weekly Report

Oregon's Weekly Surveillance Summary  
Novel Coronavirus (COVID-19)



Oregon Public Health Division

Published November 25, 2020

Workplace	Address	County <sup>a</sup>	Investigation start date	Most recent onset	Total cases
Loen Nursery	6803 Kinns Rd NE, Woodburn, OR 97071	Marion	9/28/2020	11/10/2020	7
Spooky's Pizza	3320 W 6th St, The Dalles, OR 97058	Wasco	11/2/2020	11/8/2020	7
United Parcel Service	6235 N Basin Ave, Portland, OR 97217	Multnomah	9/30/2020	11/13/2020	7
Smith Frozen Food	101 E Depot St, Weston, OR 97886	Umatilla	11/17/2020	11/11/2020	7
Best Buy	3801 Center St NE, Salem, OR 97301	Marion	11/5/2020	11/2/2020	6
Clint Newell Auto Group	1481 NE Stephens St, Roseburg, OR 97470	Douglas	10/31/2020	11/5/2020	6
Costco Wholesale Corp	1010 Hawthorne Ave SE, Salem, OR 97301	Marion	11/6/2020	11/6/2020	6
Fred Meyer Roseburg	929 NW Garden Valley Blvd, Roseburg, OR 97471	Douglas	11/10/2020	11/18/2020	6
Lipman Produce	2872 NE 181st Ave, Portland, OR 97230	Multnomah	11/18/2020	11/11/2020	6
Swire Coca-Cola USA	9750 SW Barber St, Wilsonville, OR 97070	Clackamas	11/05/2020	11/16/2020	6
Costco Wholesale Corp	3130 Killdeer Ave, Albany, OR 97322	Linn	11/6/2020	11/6/2020	5
FEMA Joint Field Office	200 Commercial St SE, Salem, OR 97301	Marion	10/26/2020	11/13/2020	5
Hope Orthopedics of Oregon	1600 State St, Salem, OR 97301	Marion	11/4/2020	11/3/2020	5
Lanz Cabinets	3025 W 7th Pl, Eugene, OR 97402	Lane	11/1/2020	11/3/2020	5
Miller Timber	24745 Alsea Hwy, Philomath, OR 97370	Benton	11/2/2020	11/3/2020	5
Monrovia Nursery	13455 SE Lafayette Hwy, Dayton, OR 97114	Yamhill	10/12/2020	10/30/2020	5
Oregon Freeze Dry	525 25th Ave SW, Albany, OR 97322	Linn	9/25/2020	11/3/2020	5
Turner Lumber, Inc	5190 Chicago St SE, Turner, OR 97392	Marion	10/19/2020	11/6/2020	5
Safeway	80 NE Cedar St, Madras, OR 97741	Jefferson	11/05/2020	11/12/2020	5
Willamette Valley Meat Co	336 NE 8th Ave, Portland, OR 97232	Multnomah	11/13/2020	11/19/2020	5
WinCo Foods Distribution Center	400 S Woodland Ave, Woodburn, OR 97071	Marion	10/15/2020	11/09/2020	5

<sup>a</sup>County of workplace. COVID-19 cases may reside in multiple counties.

**Table 8. Recently resolved workplace outbreaks with five or more confirmed COVID-19 cases (n=76)**

Workplace	Address	County <sup>a</sup>	Investigation start date	Most recent onset	Total cases
Lamb Weston	78153 Westland Road, Hermiston, OR 97838	Umatilla	6/16/2020	10/25/2020	192

# COVID-19 Weekly Report

Oregon's Weekly Surveillance Summary  
Novel Coronavirus (COVID-19)



Oregon Public Health Division

Published November 25, 2020

Workplace	Address	County <sup>a</sup>	Investigation start date	Most recent onset	Total cases
Two Rivers Correctional Institution	82911 Beach Access Rd, Umatilla, OR 97882	Umatilla	6/24/2020	10/2/2020	128
Pacific Seafood	450 NE Skipanon Dr, Warrenton, OR 97146	Clatsop	9/15/2020	9/27/2020	95
Walmart	1350 N 1st St, Hermiston, OR 97838	Umatilla	7/9/2020	9/23/2020	57
Columbia River Processing (TCCA)	79588 Rippe Rd, Boardman, OR 97013	Morrow	6/16/2020	9/27/2020	41
Smith Frozen Foods, Inc.	101 E Depot St, Weston, OR 97886	Umatilla	7/24/2020	9/21/2020	39
Georgia Pacific	30470 American Dr, Halsey, OR 97348	Linn	10/7/2020	10/23/2020	36
New Season Foods, Inc	2329 Yew St, Forest Grove, OR 97116	Washington	9/23/2020	9/28/2020	27
Threemile Canyon Farms	75906 Threemile Rd, Boardman, OR 97818	Morrow	6/30/2020	9/24/2020	27
SYGMA Network	13019 SE Jennifer St #404, Clackamas, OR 97015	Clackamas	9/24/2020	10/15/2020	22
Triplett Wellman, Inc	14650 SW 97th Ave, Tigard, OR 97224	Washington	9/29/2020	9/20/2020	20
Eagle Veneer, Inc	450 Lasalle St, Harrisburg, OR 97446	Linn	10/5/2020	10/10/2020	19
Freres Lumber	141 14th St, Lyons, OR 97358	Linn	8/16/2020	10/20/2020	19
Seneca Sawmill Co	22476 Fir St, Noti, OR 97461	Lane	9/23/2020	10/4/2020	19
Oregon Potato Company	650 Columbia Ave NE, Boardman, OR 97818	Morrow	6/26/2020	9/19/2020	18
Oregon Beverage Recycling Cooperative	2105 W Broadway, Eugene, OR 97402	Lane	9/19/2020	10/6/2020	17
J & J Snack Foods	103 E Depot St, Weston, OR 97886	Umatilla	7/30/2020	10/26/2020	17
White City VA Rehab Center & Clinics	8495 Crater Lake Hwy, White City, OR 97503	Jackson	9/23/2020	10/14/2020	16
Andersen Construction Co	2825 E Barnett Rd, Medford, OR 97504	Jackson	10/20/2020	10/24/2020	16
MHA Resource Company	5120 NE 42nd Ave, Portland, OR 97218	Multnomah	9/12/2020	9/30/2020	14
Eagle Precision Sheet Metal	761 N Holladay St, Cornelius, OR 97113	Washington	10/28/2020	10/28/2020	14
Eugene Water and Electric Board	500 E 4th Ave, Eugene, OR 97402	Lane	9/27/2020	9/28/2020	13
Cardinal Glass Industries, Inc	3125 Neal Creek Mill Rd, Hood River, OR 97031	Hood River	10/7/2020	10/25/2020	13
Boardman Foods Inc	71320 Columbia Blvd, Boardman, OR 97818	Morrow	7/12/2020	9/23/2020	12
Coffee Creek Correctional Facility	24499 SW Grahams Ferry Rd, Wilsonville, OR 97070	Washington	9/15/2020	9/30/2020	12
Beef Northwest Feeders	66407 Taggares Ln, Boardman, OR 97818	Morrow	8/10/2020	9/22/2020	11

# COVID-19 Weekly Report

Oregon's Weekly Surveillance Summary  
Novel Coronavirus (COVID-19)



Oregon Public Health Division

Published November 25, 2020

Workplace	Address	County <sup>a</sup>	Investigation start date	Most recent onset	Total cases
Chick-fil-A	12520 SE 93rd Ave, Clackamas, OR 97015	Clackamas	9/28/2020	10/2/2020	11
SDLA Courier Service	15000 N Lombard St, Portland, OR 97203	Multnomah	8/4/2020	10/2/2020	11
Walmart	2051 Newmark Ave, Coos Bay, OR 97420	Coos	10/16/2020	10/18/2020	11
Beaudry's Custom Woodworking	653 S Springbrook Rd, Newberg, OR, 97132	Yamhill	9/8/2020	10/23/2020	11
Dutch Bros Coffee	660 N 1st St, Hermiston, OR 97838	Umatilla	10/26/2020	10/24/2020	11
Travel Centers of America	790 NW Frontage Rd, Troutdale, OR 97060	Multnomah	10/7/2020	10/23/2020	11
Essex General Construction	1604 NE Glisan St, Portland, OR 97232	Multnomah	9/24/2020	9/23/2020	10
Flexpack Corporation	1006 SE 9th St, Bend, OR 97702	Deschutes	9/28/2020	9/28/2020	9
GEM Equipment of Oregon, Inc	1010 North Main St, Mount Angel, OR 97362	Marion	9/23/2020	9/23/2020	9
Vigor Industrial	5555 N Channel Ave, Portland, OR 97217	Multnomah	10/17/2020	10/10/2020	9
Yamhill County Mushrooms	7246 NW Lilac Hill Rd, Yamhill, OR 97148	Yamhill	10/12/2020	10/12/2020	9
Fred Meyer	14700 SE Division St, Portland, OR 97236	Multnomah	10/26/2020	10/24/2020	9
Supermercados Mexico	970 SE Oak St, Hillsboro, OR 97123	Washington	10/20/2020	10/21/2020	9
All Trades General Contractors	4945 NE 109th Ave, Portland, OR 97220	Multnomah	10/6/2020	10/5/2020	8
Lithia Chrysler Dodge Jeep RAM of Portland	633 NE 12th Ave, Portland, OR 97232	Multnomah	10/5/2020	10/10/2020	8
LMC Construction	11090 SW 68th Pkwy, Tigard, OR 97223	Washington	10/8/2020	10/3/2020	8
PacWest Drywall and Painting	1015 Molalla Ave, Oregon City, OR 97045	Clackamas	10/10/2020	10/19/2020	8
AM-1 Roofing	52 SE 9th St, Bend, OR 97702	Deschutes	10/28/2020	10/26/2020	8
Harney Hospital	557 W Washington St, Burns, OR 97720	Harney	10/19/2020	10/23/2020	8
Dennis Uniform	135 SE Hawthorne Blvd, Portland, OR 97214	Multnomah	8/11/2020	9/28/2020	7
Dynalectric	2225 NW 20th Ave, Portland, OR 97209	Multnomah	10/15/2020	10/11/2020	7
Leupold & Stevens, Inc	14400 NW Greenbriar Pkwy, Beaverton, OR 97006	Washington	10/6/2020	10/5/2020	7
Panda Express Keizer	2675 Jorie Lane NE, Keizer, OR 97303	Marion	9/11/2020	9/21/2020	7
Standard Multiwall Bag Manufacturing Co	1800 SW Merlo Dr, Beaverton, OR 97003	Washington	10/5/2020	10/11/2020	7
BedMart	10200 SW Commerce Cir, Wilsonville, OR 97070	Clackamas	10/1/2020	10/4/2020	6

# COVID-19 Weekly Report

Oregon's Weekly Surveillance Summary  
Novel Coronavirus (COVID-19)



Oregon Public Health Division

Published November 25, 2020

Workplace	Address	County <sup>a</sup>	Investigation start date	Most recent onset	Total cases
Diamond Fruit Growers	3515 Chevron Dr, Hood River, OR 97031	Hood River	10/7/2020	10/7/2020	6
KFK Seasonings	2753 NE Riverside Way, Portland, OR 97211	Multnomah	10/14/2020	10/20/2020	6
Kingsford Charcoal Manufacturing	3315 Marcola Rd, Springfield, OR 97477	Lane	9/23/2020	9/23/2020	6
ValleyScapes	14577 SE Anderson Rd, Damascus, OR 97089	Washington	8/11/2020	9/24/2020	6
Lebanon Community Hospital	525 Santiam Hwy SE, Lebanon, OR 97355	Linn	9/29/2020	10/24/2020	6
Mary's Harvest Fresh Foods	2705 NE Argyle St, Portland, OR 97211	Multnomah	10/16/2020	10/22/2020	6
Reser's Fine Foods	6999 NE Century Blvd, Hillsboro, OR 97124	Washington	10/30/2020	10/24/2020	6
Artisan Dental Lab	2532 SE Hawthorne Blvd, Portland, OR 97214	Multnomah	10/8/2020	10/3/2020	5
Culver Glass Company	2619 NW Industrial St, Portland, OR 97210	Multnomah	9/10/2020	10/5/2020	5
Do It Best	333 S Woodland Ave, Woodburn, OR 97071	Marion	9/20/2020	9/23/2020	5
Evergreen Family Medicine	2570 NW Edenbower Blvd, Roseburg, OR 97471	Douglas	10/15/2020	10/20/2020	5
McDonald's	15960 SE 82nd Dr, Clackamas, OR 97015	Clackamas	10/6/2020	10/19/2020	5
McMinnville Water & Light	855 NE Marsh Ln, McMinnville, OR 97218	Yamhill	10/6/2020	10/11/2020	5
Organically Grown Co	20078 NE Sandy Blvd, Portland, OR 97230	Multnomah	10/9/2020	10/14/2020	5
Pacific NW Marble & Granite	2840 Industrial Ave, Hubbard, OR 97032	Marion	9/26/2020	9/26/2020	5
Quantum Clean	8055 NE Jacobson St, Hillsboro, OR 97124	Washington	11/3/2020	10/20/2020	5
River Lodge and Grill	6 Marine Dr NE, Boardman, OR 97818	Morrow	8/10/2020	9/22/2020	5
Roseburg Forest Products	10599 Old Hwy 99 S, Winston, OR 97496	Douglas	10/8/2020	10/9/2020	5
Salem Clinic	2020 Capitol Street NE, Salem, OR 97301	Marion	10/13/2020	10/20/2020	5
The Nile Gentlemen's Club	1030 OR-99, Eugene, OR 97402	Lane	9/21/2020	9/18/2020	5
WARN Industries	12900 SE Capps Road, Clackamas, OR 97015	Clackamas	9/4/2020	9/24/2020	5
Wells Fargo Bank	6305 NE Bennett St, Hillsboro, OR 97214	Washington	10/14/2020	9/25/2020	5



# COVID-19 Weekly Report

Oregon's Weekly Surveillance Summary  
Novel Coronavirus (COVID-19)



Oregon Public Health Division

Published November 25, 2020

Workplace	Address	County <sup>a</sup>	Investigation start date	Most recent onset	Total cases
Oregon Health & Science University (A)	3181 SW Sam Jackson Park Rd, Portland, OR 97239	Multnomah	10/21/2020	10/24/2020	5
St. Charles Bend	2500 NE Neff Rd, Bend, OR 97701	Deschutes	10/23/2020	10/27/2020	5
TerraFirma Foundation Systems	13110 SW Wall St, Portland, OR 97223	Washington	10/18/2020	10/21/2020	5

## Weekly Child Care Outbreak Report

OHA is publishing data on cases in child care settings. Given a cluster of cases in space and time, within plausible incubation periods for the pathogen, OHA epidemiologists will consider cases to be related—i.e., part of a child care outbreak—unless a more likely alternative source for acquisition is identified. Any suspected child care outbreak is required to be reported to the local public health authority (see OAR 333-018-015). Local health department and tribal partners investigate to identify outbreaks in these settings. This list of outbreaks will be updated as investigations continue, and as we learn about epidemiologic links between cases. This list may not reflect all of the outbreaks in child care settings in Oregon.

As of September 23, 2020, OHA will report child care outbreaks with 2 or more cases in child care settings with the capacity for more than 16 students. Previously, OHA reported child care outbreaks with five or more cases and in settings with at least 30 students. Case counts include all persons linked to the outbreak, which may include household members or other close contacts. The list below includes active child care outbreaks (Table 9), meaning that there has been a case within the past 28 days. Outbreaks that are resolved will be moved to a separate table (Table 10) of resolved outbreaks. Outbreaks will be removed from the list of resolved outbreaks after 56 days. In addition to the 13 outbreaks listed below, there are 18 outbreaks in a day care center that has a capacity of 16 or fewer children.

**Table 9. Child care facilities reporting active COVID-19 outbreaks (n=13)**

Facility	Address	County	Investigation start date	Most recent onset	Total cases
New Dream Family Center	1295 W 18th Ave, Eugene, OR 97402	Lane	9/29/2020	11/18/2020	32
Oregon Child Development Coalition-Jose Pedro	1389 S Dogwood St, Cornelius, OR 97113	Washington	11/21/2020	11/17/2020	2
Oregon Child Development	1675 SE Enterprise Circle Hillsboro OR 97123	Washington	11/10/2020	11/15/2020	5

Data are provisional and subject to change.

Page 42 of 62

# COVID-19 Weekly Report

Oregon's Weekly Surveillance Summary  
Novel Coronavirus (COVID-19)



Oregon Public Health Division

Published November 25, 2020

Facility	Address	County	Investigation start date	Most recent onset	Total cases
Coalition-Enterprise Circle					
Sunshine Early Learning Center	11039 SE 21st St, Milwaukie, OR 97222	Clackamas	11/19/2020	11/13/2020	4
From Cradle to Crayon	7920 2 <sup>nd</sup> St SE, Turner OR 97392	Marion	11/13/2020	11/10/2020	2
Inspire Learning Center - Westside	929 SW Simpson Ave., Bend, OR 97702	Deschutes	11/7/2020	11/7/2020	4
The Playground at Providence St. Vincent YMCA Child Development Center	9427 SW Barnes Rd Portland OR 97225, Portland, OR 97225	Washington	11/2/2020	11/5/2020	2
Woodburn Family Learning Center	1440 Newberg Hwy, Woodburn, OR 97071	Marion	11/3/2020	11/4/2020	4
Trinity Early Learning Center	552 NE Killingsworth St, Portland OR 97218	Multnomah	10/7/2020	11/3/2020	5

**Table 10. Recently resolved child care facilities reporting recently resolved COVID-19 outbreaks (n=16).**

Facility	Address	County	Investigation start date	Most recent onset	Total cases
The Goddard School	5210 S Corbett Ave, Portland, OR 97239	Multnomah	10/19/2020	10/27/2020	7
Valley Catholic School Early Learning Center - St. Mary's	4450 SW St Marys Dr, Beaverton, OR 97078	Washington	10/28/2020	10/27/2020	2
Animal House Day Care	2740 W Main St, Medford, OR 97501	Jackson	10/19/2020	10/24/2020	13
Oregon Child Development Coalition	2727 SE Anderson Rd Gresham OR 97080	Multnomah	10/26/2020	10/24/2020	4
Punkin Seed Preschool	305 S 5th st , Lebanon, OR 97355	Linn	10/30/2020	10/23/2020	2
Kids Inc	821 N. Riverside Ave., Medford, OR 97501	Jackson	10/23/2020	10/19/2020	2



# COVID-19 Weekly Report

Oregon's Weekly Surveillance Summary  
Novel Coronavirus (COVID-19)



Oregon Public Health Division

Published November 25, 2020

Kings Kids	3990 NW 1st, Gresham, OR 97030	Multnomah	10/08/2020	10/14/2020	4
Gresham Kinder Care	2180 NE Division St, Gresham, OR 97030	Multnomah	10/16/2020	10/14/2020	2
Community Action Head Start - Buena Crest	8485 River Rd N, Keizer, OR 97303	Marion	10/15/2020	10/13/2020	2
KLA School of Hillsboro	1855 NE 48th Ave, Hillsboro, OR 97124, Hillsboro, OR 97124	Washington	10/13/2020	10/12/2020	5
Oregon Child Development Center-Malheur	308 E 2nd St, Nyssa, OR 97913	Malheur	09/16/2020	10/12/2020	7
Kindercare	2506 Oakmont Way, Eugene, OR 97401	Lane	10/11/2020	10/11/2020	3
Oregon Child Development Center-Ontario	482 SE 3rd St, Ontario, OR 97914	Malheur	09/05/2020	10/11/2020	6
The Children's Garden	2035 NW Front Ave Suite 100, Portland OR 97209	Multnomah	10/2/2020	10/5/2020	3
South Lake Preschool	1555 SW Borland Rd, West Linn, OR 97068	Clackamas	10/1/2020	10/1/2020	6

## Weekly COVID-19 and Kindergarten-12<sup>th</sup> Grade School Report

OHA is publishing data on COVID-19 cases associated with schools that offer in-person instruction. This is to inform the public of potential COVID-19 exposure and to provide transparency surrounding COVID-19 in schools. School is defined as any place of learning for students from kindergarten through twelfth grade, or a subset, with at least 30 students enrolled. This includes, but is not limited to, public schools, private schools, parochial and charter schools. Staff is defined as any person who works full time or part-time at the school, regardless of their position. A volunteer is defined as any person who volunteers onsite. Cases are reported if they worked or attended school (either for class or other activities like a sports practice) during their exposure or infectious period.

Table 11 below includes all schools that have 1 or more cases of COVID-19 in students or staff/volunteers where the most recent onset occurred within the past 28 days. Schools that have 1 or more cases of COVID-19 in students or staff/volunteers where the most recent onset occurred more than 28 days ago will be moved to a separate table. Archived schools

# COVID-19 Weekly Report

Oregon's Weekly Surveillance Summary  
Novel Coronavirus (COVID-19)



Oregon Public Health Division

Published November 25, 2020

with COVID-19 cases, defined as a school with no new cases for 56 days after the last case's onset, will be removed from the COVID-19 Weekly Report.

**Table 11. Schools with recent COVID-19 cases (n=84)**

School name	Address	County	Students	Staff/ volunteer	Most recent onset
Lakeview High School	906 South 3rd Street, Lakeview, OR 97630	Lake	2	1	11/21/2020
Windy River Elementary School	500 Tatone St. SW, Boardman, OR 97818	Morrow	2	1	11/20/2020
Tucker Maxon School	2860 SE Holgate Blvd, Portland, OR 97202	Multnomah	0	1	11/20/2020
Riverside High School	210 Boardman Ave., Boardman, OR 97818	Morrow	1	0	11/19/2020
McLoughlin High School	120 S Main St, Milton-Freewater, OR 97862	Umatilla	0	1	11/19/2020
Illinois Valley High School	625 E River St, Cave Junction, OR 97523	Josephine	1	4	11/18/2020
Cairo Elementary School	531 Highway 20-26, Ontario, OR 97914	Malheur	0	1	11/18/2020
Heppner High School	710 Morgan St, Heppner, OR 97836	Morrow	1	0	11/17/2020
Stanfield Elementary School	1120 N Main St, Stanfield, OR 97875	Umatilla	2	1	11/17/2020
Four Rivers Community School	2449 SW 4th Ave, Ontario, OR 97914	Malheur	2	4	11/15/2020
Waldo Middle School	2805 Lansing Ave, Salem, OR 97301	Marion	0	4	11/15/2020
Mitchell School District #55	340 SE High St, Mitchell, OR 97750	Wheeler	1	0	11/15/2020
Obsidian Middle School	1335 SW Obsidian Ave, Redmond, OR 97756	Deschutes	1	1	11/14/2020
Days Creek Charter School	11381 Tiller Trail Hwy, Days Creek, OR 97429	Douglas	0	2	11/14/2020
Redwood Elementary	3163 Leonard Rd, Grants Pass, OR 97527	Josephine	0	1	11/14/2020
Oak Heights Elementary School	605 Elm St, Sweet Home, OR 97386	Linn	0	2	11/14/2020
The International School	2305 S Water Ave, Portland, OR 97201	Multnomah	1	0	11/14/2020

Data are provisional and subject to change.

Page 45 of 62

# COVID-19 Weekly Report

Oregon's Weekly Surveillance Summary  
Novel Coronavirus (COVID-19)



Oregon Public Health Division

Published November 25, 2020

School name	Address	County	Students	Staff/ volunteer	Most recent onset
Ukiah School District	201 Hill St, Ukiah, OR 97880	Umatilla	0	1	11/14/2020
Helix School District	120 Main St, Helix, OR 97835	Umatilla	1	0	11/14/2020
Island City Elementary	10201 W 4th Street, La Grande, OR 97850	Union	0	1	11/14/2020
Hillcrest Elementary School	100 Maine Ave, North Bend, OR 97459	Coos	2	1	11/13/2020
Madison Elementary School	400 Madison St , Coos Bay, OR 97420	Coos	3	1	11/13/2020
Waldport Middle/High School	3000 S Crestline Dr, Waldport, OR 97394	Lincoln	0	3	11/13/2020
North Salem High School	765 14th St NE, Salem, OR 97301	Marion	1	4	11/13/2020
Brooklyn Primary School	1350 Washington St, Baker City, OR 97814	Baker	4	0	11/12/2020
Park Academy	1915 South Shore Blvd, Lake Oswego, OR 97034	Clackamas	0	1	11/12/2020
Shady Cove School	37 Schoolhouse Ln, Shady Cove, OR 97539	Jackson	0	1	11/12/2020
Pendleton Early Learning Center	455 SW 13th St, Pendleton, OR 97801	Umatilla	0	3	11/12/2020
Abraham Lincoln Elementary	3101 McLoughlin Dr, Medford, OR 97504	Jackson	0	1	11/11/2020
Central Point Elementary	450 S 4th St, Central Point, OR 97502	Jackson	1	0	11/11/2020
South Medford High School	1551 Cunningham Ave., Medford, OR 97501	Jackson	0	1	11/11/2020
St. Therese School	1260 NE 132nd Ave, Portland, OR 97230	Multnomah	1	0	11/11/2020
Melrose Elementary School	2960 Melrose Rd, Roseburg, OR 97471	Douglas	0	2	11/10/2020
Monmouth Elementary School	958 E Church St, Monmouth, Monmouth, OR 97361	Polk	0	1	11/10/2020
Hedrick Middle School	1501 E Jackson St, Medford, OR 97504	Jackson	0	2	11/9/2020
Sunridge Middle School	700 SW Runnion Ave, Pendleton, OR 97801	Umatilla	0	2	11/9/2020

# COVID-19 Weekly Report

Oregon's Weekly Surveillance Summary  
Novel Coronavirus (COVID-19)



Oregon Public Health Division

Published November 25, 2020

School name	Address	County	Students	Staff/ volunteer	Most recent onset
Union Elementary School	166 W. Dearborn Street, Union, OR 97883	Union	2	1	11/9/2020
Ontario High School	1115 W. Idaho Ave, Ontario OR 97914	Malheur	0	1	11/8/2020
Pendleton High School	1800 NW Carden Ave., Pendleton, OR 97801	Umatilla	0	2	11/8/2020
The Nest Program	2480 NE Twin Knolls Dr, Bend, OR 97701	Deschutes	0	1	11/7/2020
St Paul Elementary School	20449 Main St NE, Saint Paul, OR 97137	Marion	0	1	11/7/2020
Hucrest Elementary School	1810 NW Kline St, Roseburg, OR 97471, OR	Douglas	1	2	11/6/2020
Tri-City Elementary School	546 Chadwick Ln, Myrtle Creek, OR 97457	Douglas	2	0	11/6/2020
Howard Elementary School	286 Mace Rd., Medford, OR 97501	Jackson	1	3	11/6/2020
Franciscan Montessori Earth School	14750 SE Clinton St, Portland, OR 97236	Multnomah	0	1	11/6/2020
Luckiamute Valley Charter School	17475 Bridgeport Rd, Dallas, OR 97338	Polk	1	0	11/6/2020
Armand Larive Middle School	1497 SW 9th St, Hermiston, OR 97838	Umatilla	0	1	11/6/2020
South Baker Intermediate School	1285 3rd St, Baker City, OR 97814, , OR	Baker	1	0	11/5/2020
Alsea Charter School	301 S.3rd St, Alsea, OR 97324	Benton	0	1	11/5/2020
Fleming Middle School	6001 Monument Dr, Grants Pass, OR 97526	Josephine	0	1	11/5/2020
Annex Charter School	402 Annex Rd, Ontario, OR 97914	Malheur	0	1	11/5/2020
Gervais Elementary School	150 Douglas Ave NE, Gervais, OR 97026	Marion	1	0	11/5/2020
Hermiston High School	600 S 1st St, Hermiston, OR 97838	Umatilla	1	0	11/5/2020
Cove Elementary School	803 Main Street, Cove, OR 97824	Union	1	0	11/5/2020
Wallowa High School	315 1st St, Wallowa, OR 97885	Wallowa	8	1	11/5/2020

# COVID-19 Weekly Report

Oregon's Weekly Surveillance Summary  
Novel Coronavirus (COVID-19)



Oregon Public Health Division

Published November 25, 2020

School name	Address	County	Students	Staff/ volunteer	Most recent onset
Adrian High School	305 Owyhee St, Adrian, OR 97901	Malheur	1	0	11/4/2020
McNary High School	595 Chemawa Rd N, Keizer, OR 97303	Marion	2	1	11/4/2020
Lakeview Academy	10501 47th Ave SW, Lakewood, WA 98499	Lake	0	1	11/3/2020
Greenwood Elementary School	2300 N Spruce Street, La Grande, OR 97850	Union	0	2	11/3/2020
McGovern Elementary School	600 Elwood St, Winston, OR 97496	Douglas	1	0	11/2/2020
Ruch Outdoor Community School	156 Upper Applegate Rd, Jacksonville, OR 97530	Jackson	1	0	11/2/2020
Table Rock Elementary School	2830 Maple Ct, White City, OR 97503	Jackson	0	1	11/2/2020
Cascade Junior High School	10226 Marion Road SE, Turner, OR 97392	Marion	1	1	11/2/2020
Cesar Chavez Elemenatary School	2400 Walker Rd NE, Salem OR 97305	Marion	0	1	11/2/2020
Irrigon Junior Senior High School	315 E Wyoming St, Irrigon, OR 97844	Morrow	2	0	11/2/2020
Weston Middle School	205 E Wallace St, Weston, OR 97886	Umatilla	0	1	11/2/2020
Spring Mountain Christian Academy	12152 SE Mather Rd, Clackamas, OR 97015	Clackamas	1	2	11/1/2020
Sutherlin Middle School	649 E 4th Ave, Sutherlin, OR 97479	Douglas	2	0	11/1/2020
Crater High School	655 N 3rd St, Central Point, OR 97502	Jackson	2	0	11/1/2020
Sams Valley Elementary School	14235 Table Rock Rd, Central Point, OR 97502	Jackson	2	0	11/1/2020
Kennedy Elementary	2860 N Keene Way Dr, Medford, OR 97504	Jackson	0	2	11/1/2020
South Salem High School	910 Church St SE, Salem, OR 97302	Marion	2	0	11/1/2020
Sutherlin East Elementary School	323 E 3rd Ave, Sutherlin, OR 97479	Douglas	3	1	10/31/2020
Vale Elementary School	403 E Street West, Vale, OR 97918	Malheur	2	3	10/31/2020

# COVID-19 Weekly Report

Oregon's Weekly Surveillance Summary  
Novel Coronavirus (COVID-19)



Oregon Public Health Division

Published November 25, 2020

School name	Address	County	Students	Staff/ volunteer	Most recent onset
Pacific Crest Community School	116 NE 29th Ave, Portland, OR 97232	Multnomah	1	0	10/31/2020
Meridian Creek Middle School	6300 SW Hazel St, Wilsonville, OR 97070	Clackamas	0	1	10/30/2020
Green Elementary School	4498 Carnes Rd, Roseburg, OR 97471	Douglas	0	1	10/30/2020
Rogue Valley Adventist School	3675 S Stage Rd, Medford, OR 97501	Jackson	1	0	10/30/2020
Talmadge Middle School	51 South 16th Street, Independence, OR 97351	Polk	0	1	10/30/2020
German International School	3900 SW Murray Blvd. Beaverton, OR 97005	Washington	1	0	10/30/2020
Riverview School	1011 Mountain River Dr, Lebanon, OR 97355	Linn	0	1	10/29/2020
Visitation Catholic School	4189 NW Visitation Rd, Forest Grove, OR 97116	Washington	0	1	10/29/2020
Forest Grove High School	1401 Nichols Ln., Forest Grove, OR 97118	Washington	1	1	10/28/2020

**Table 12. Schools with recently resolved COVID-19 cases (n=38)**

School name	Address	County	Students	Staff/ volunteer	Most recent onset
North Medford High School	1900 N Keene Way Dr, Medford, OR 97504	Jackson	1	1	11/1/2020
Winston Middle School	330 Thompson Ave, Winston, OR 97496	Douglas	1	0	10/19/2020
Douglas High School	1381 NW Douglas Blvd., Winston OR 97496	Douglas	1	0	10/19/2020
North Bend High School	2323 Pacific St, North Bend, OR 97459	Coos	0	3	10/18/2020
Sandstone Middle School	400 NE 10th St, Hermiston, OR 97838	Umatilla	0	1	10/17/2020
Waldorf School Bend	2150 NE Studio Rd #2, Bend, OR 97701	Deschutes	4	4	10/15/2020
Sherwood Heights	3235 SW Nye Ave, Pendleton, OR 97801	Umatilla	0	1	10/13/2020



# COVID-19 Weekly Report

Oregon's Weekly Surveillance Summary  
Novel Coronavirus (COVID-19)



Oregon Public Health Division

Published November 25, 2020

Elementary School					
St John Fisher School	4567 SW Nevada St, Portland, OR 97219	Multnomah	1	0	10/13/2020
Hillside Elementary School	185 E Main St., Eagle Point, OR 97524	Jackson	0	2	10/12/2020
Sunset Elementary School	245 S Cammann st, Coos Bay, OR 97420	Coos	1	0	10/11/2020
Livingston Adventist Academy	5771 Fruitland Rd NE, Salem, OR 97317	Marion	2	0	10/11/2020
Hamilton Creek School	32135 Berlin Rd, Lebanon, OR 97355	Linn	0	1	10/9/2020
Nyssa Elementary School	809 Bower Ave, Nyssa, OR 97913	Malheur	1	3	10/5/2020
Elgin High School	1400 Birch St, Elgin, OR 97827	Union	0	1	10/2/2020
Stella Mayfield Elementary	1111 Division St, Elgin, OR 97827	Union	0	1	10/2/2020
Heppner Elementary School	235 Stansbury St, Heppner, OR 97836	Morrow	2	0	10/2/2020
Nyssa High School	824 Adrian Blvd, Nyssa, OR 97913	Malheur	1	4	9/30/2020
Nyssa Middle School	101 S 11th St, Nyssa, OR 97913	Malheur	0	4	9/30/2020
Amity Elementary School	300 Rice Lane, Amity, OR 97101	Yamhill	1	0	9/30/2020
Griffin Creek Elementary	2430 Griffin Creek Rd, Medford, OR 97501	Jackson	0	1	9/30/2020
Thurston Elementary School	7345 Thurston Rd, Springfield, OR 97478	Lane	0	1	9/30/2020
The Siskiyou School	631 Clay St, Ashland OR 97520	Jackson	0	1	9/30/2020
South Medford High School	1551 Cunningham Ave, Medford, OR 97501	Jackson	0	1	9/26/2020



# COVID-19 Weekly Report

Oregon's Weekly Surveillance Summary  
Novel Coronavirus (COVID-19)



Oregon Public Health Division

Published November 25, 2020

A C Houghton Elementary School	1105 N Main Ave NE, Irrigon, OR 97844	Morrow	2	0	9/25/2020
Roosevelt Elementary School	1212 Queen Anne Ave, Medford, OR 97504	Jackson	0	1	9/19/2020
Kalmiopsis Elementary School	650 Easy St, Brookings, OR 97415	Curry	1	0	9/18/2020
Kingsview Christian School	1850 Clark St, North Bend, OR 97459	Coos	2	0	9/17/2020
St. Mary's Academy	1112 Cherry Heights Rd, The Dalles, OR 97058	Wasco	1	3	9/4/2020
Seven Peaks School	196660 Mountaineer Way, Bend, OR 97702	Deschutes	0	2	10/24/2020
Rocky Heights Elementary School	650 W Standard Ave, Hermiston, OR 97838	Umatilla	0	1	10/24/2020
Forest Hills Lutheran Christian School	4221 SW Golf Course Road, Cornelius, OR 97113	Washington	1	1	10/24/2020
Hanby Middle School	806 6th Ave, Gold Hill, OR 97525, Gold Hill, OR 97525	Jackson	0	1	10/23/2020
Mae Richardson Elementary School	200 W Pine St, Central Point, OR 97502	Jackson	0	1	10/23/2020
Jordan Valley High School	501 Bassett St, Jordan Valley, OR 97910	Malheur	1	0	10/22/2020
Hallman Elementary School	4000 Deerhaven Dr NE, Salem, OR 97301 OR	Marion	0	1	10/22/2020
South Umpqua High School	501 Chadwick Ln, Myrtle Creek, OR 97457	Douglas	1	1	10/21/2020
Coffenberry Middle School	591 NE Rice St, Myrtle Creek, OR 97457	Douglas	1	0	10/27/2020
Pilot Rock High School	101 NE Cherry St, Pilot Rock, OR 97868	Umatilla	0	2	10/26/2020

## Weekly COVID-19 Hospitalizations

Data are provisional and subject to change.

Page 51 of 62

# COVID-19 Weekly Report

Oregon's Weekly Surveillance Summary  
Novel Coronavirus (COVID-19)



Oregon Public Health Division

Published November 25, 2020

OHA is publishing data on the number of COVID-19 hospitalizations by hospital in the prior week; data are from HOSCAP. Table 13 lists all hospitals which, at some time during the week reported, had 10 or more suspected/confirmed COVID-19 patients. The left column shows the highest number of suspected and confirmed COVID-19 hospitalized patients for each hospital between 11/16/2020 and 11/22/2020. The right column shows the highest number of confirmed COVID-19 patients hospitalized during the same time period.

**Table 13. Hospitals reporting 10 or more COVID-19 patients.**

Hospital	Maximum Patients (Suspected and confirmed)	Maximum Patients (Confirmed only)
Salem Health Hospital	60	44
Providence Portland Medical Center	46	44
Asante Rogue Regional Medical Center	41	26
Providence St. Vincent Medical Center	37	36
PeaceHealth Sacred Heart MC at Riverbend	30	30
Adventist Health Portland	28	27
OHSU Hospital	27	19
Kaiser Permanente Westside Medical Center	24	24
Providence Medford Medical Center	22	14
Legacy Emanuel Medical Center	21	18
Legacy Meridian Park Hospital	19	17
Legacy Mount Hood Medical Center	19	15
Kaiser Permanente Sunnyside Medical Center	17	16
St. Charles Bend	17	14
Good Samaritan Regional Medical Center	16	10
Mercy Medical Center	15	15
Asante Ashland Community Hospital	14	14
Hillsboro Medical Center	13	<10
Legacy Good Samaritan Medical Center	12	<10

# COVID-19 Weekly Report

Oregon's Weekly Surveillance Summary  
Novel Coronavirus (COVID-19)



Oregon Public Health Division

Published November 25, 2020

The hospitals listed in Table 14 reported 1–9 suspected or confirmed COVID-19 patients 11/16/2020 through 11/22/2020. Hospitals not listed in either table did not report any suspected or confirmed patients during the week.

**Table 14. Hospitals reporting 1–9 COVID-19 patients.**

Hospital
Adventist Health Tillamook
Asante Three Rivers Medical Center
Bay Area Hospital
Columbia Memorial Hospital
Curry General Hospital
Good Shepherd Health Care System
Grande Ronde Hospital
Harney District Hospital
Lake District Hospital
Legacy Silverton Medical Center
McKenzie-Willamette Medical Center
Mid-Columbia Medical Center
OHSU Doernbecher Children's Hospital
Providence Hood River Memorial Hospital
Providence Milwaukie Hospital
Providence Newberg Medical Center
Providence Seaside Hospital
Providence Willamette Falls Medical Center
Randall Children's Hospital at Legacy Emanuel
Samaritan Albany General Hospital
Samaritan Lebanon Community Hospital
Sky Lakes Medical Center
Southern Coos Hospital and Health Center
St. Alphonsus Medical Center - Ontario
St. Anthony Hospital
St. Charles Redmond

Data are provisional and subject to change.

Page 53 of 62

# COVID-19 Weekly Report

Oregon's Weekly Surveillance Summary  
Novel Coronavirus (COVID-19)



Oregon Public Health Division

Published November 25, 2020

Hospital

VA Portland Health Care System

## Cases by ZIP Code

OHA is publishing data on cases at the ZIP code level (Table 15). To protect patient privacy, ZIP codes with small populations or small numbers of cases will be aggregated. Cases from ZIP codes with fewer than 1,000 people will be reported as one number. ZIP codes that have fewer than 10 cases will be reported as "1–9". ZIP codes with no cases will have a "0". ZIP code populations were retrieved from the 2010 US Census Bureau ZIP Code Tabulation Area.

**Table 15. COVID-19 cases by ZIP code**

ZIP code	Case count	Cases per 100,000
97002	103	1831.8
97003	448	1730.8
97004	41	934.4
97005	560	2248.5
97006	738	1170.8
97007	728	1087.3
97008	396	1367.0
97009	157	2022.7
97013	489	2155.3
97014	14	1087.0
97015	485	2484.5
97016	48	789.1
97017	12	410.7
97018	18	922.1
97019	57	1803.2
97021	1-9	n/a
97022	46	1235.9
97023	123	1251.0
97024	411	4012.9
97026	174	4560.9
97027	116	956.2
97030	1115	3038.7
97031	285	1551.0
97032	165	3271.9

# COVID-19 Weekly Report

Oregon's Weekly Surveillance Summary  
Novel Coronavirus (COVID-19)



Oregon Public Health Division

Published November 25, 2020

ZIP code	Case count	Cases per 100,000
97034	185	978.6
97035	235	982.8
97038	216	1429.2
97040	13	1045.0
97041	51	1810.4
97042	36	1231.6
97045	689	1341.5
97048	76	1135.9
97049	17	895.2
97051	144	902.4
97053	21	646.8
97054	1-9	n/a
97055	247	1423.6
97056	106	922.0
97058	430	2167.6
97060	539	2539.3
97062	546	1990.2
97063	1-9	n/a
97064	22	635.1
97067	23	1075.8
97068	264	932.7
97070	323	1541.3
97071	1579	5482.1
97078	499	2328.4
97080	1054	2577.8
97086	540	2076.1
97089	213	1777.1
97101	48	1265.2
97103	116	688.1
97106	42	923.1
97107	1-9	n/a
97110	1-9	n/a
97111	47	1489.2
97112	1-9	n/a
97113	535	3779.6

# COVID-19 Weekly Report

Oregon's Weekly Surveillance Summary  
Novel Coronavirus (COVID-19)



Oregon Public Health Division

Published November 25, 2020

ZIP code	Case count	Cases per 100,000
97114	132	2771.9
97115	51	1232.2
97116	580	2406.2
97119	39	882.4
97121	12	867.7
97123	1141	2561.9
97124	731	1511.9
97127	72	1925.1
97128	754	2086.3
97131	1-9	n/a
97132	378	1336.7
97133	49	1225.0
97136	1-9	n/a
97137	17	1300.7
97138	77	768.4
97140	245	1043.7
97141	62	471.8
97146	102	1727.3
97148	34	998.2
97201	161	1039.8
97202	336	866.8
97203	660	2126.2
97204	20	1930.5
97205	54	702.4
97206	693	1456.0
97209	359	2401.3
97210	90	826.7
97211	391	1251.0
97212	190	787.5
97213	323	1105.4
97214	247	1037.2
97215	196	1196.9
97216	380	2436.8
97217	438	1393.2
97218	459	3152.3

# COVID-19 Weekly Report

Oregon's Weekly Surveillance Summary  
Novel Coronavirus (COVID-19)



Oregon Public Health Division

Published November 25, 2020

ZIP code	Case count	Cases per 100,000
97219	389	1004.9
97220	673	2361.8
97221	99	851.2
97222	492	1406.6
97223	624	1336.2
97224	400	1285.3
97225	252	1042.4
97227	76	1975.6
97229	502	862.3
97230	1192	2998.6
97231	32	747.7
97232	130	1133.2
97233	1667	4234.5
97236	1447	3926.5
97239	168	1187.3
97266	904	2714.7
97267	441	1430.0
97301	1471	2748.6
97302	479	1290.0
97303	834	2157.1
97304	524	1841.6
97305	1423	3541.9
97306	459	1677.6
97317	622	2553.9
97321	291	1167.4
97322	414	1216.3
97324	1-9	n/a
97325	80	1209.6
97327	15	522.5
97330	345	831.9
97331	32	1328.9
97333	169	790.6
97338	138	688.5
97341	1-9	n/a
97344	1-9	n/a



# COVID-19 Weekly Report

Oregon's Weekly Surveillance Summary  
Novel Coronavirus (COVID-19)



Oregon Public Health Division

Published November 25, 2020

ZIP code	Case count	Cases per 100,000
97347	17	905.2
97348	11	676.9
97351	235	2280.0
97352	55	981.4
97355	331	1156.8
97358	12	465.8
97360	10	444.6
97361	145	1288.0
97362	103	2374.4
97365	341	3173.9
97366	10	684.9
97367	116	1231.9
97368	1-9	n/a
97370	65	785.9
97374	38	721.6
97375	19	1517.6
97376	1-9	n/a
97378	46	517.9
97380	16	653.3
97381	239	1624.6
97383	138	1439.4
97385	40	1228.1
97386	77	567.6
97389	22	1312.6
97391	28	524.0
97392	77	1483.3
97394	13	280.0
97396	16	507.3
97401	713	1759.6
97402	615	1221.6
97403	196	1686.5
97404	327	1013.8
97405	266	595.8
97408	131	1118.6
97411	13	187.0

# COVID-19 Weekly Report

Oregon's Weekly Surveillance Summary  
Novel Coronavirus (COVID-19)



Oregon Public Health Division

Published November 25, 2020

ZIP code	Case count	Cases per 100,000
97415	72	512.4
97417	11	451.0
97419	12	1125.7
97420	198	720.7
97423	21	308.4
97424	102	579.7
97426	61	627.8
97431	13	556.7
97435	11	468.3
97437	12	466.6
97438	11	923.6
97439	41	285.9
97442	1-9	n/a
97443	12	537.6
97444	22	424.6
97446	80	1662.5
97448	137	1118.9
97449	1-9	n/a
97452	10	704.2
97454	1-9	n/a
97455	22	866.8
97456	20	670.0
97457	82	803.3
97458	10	211.3
97459	112	794.6
97462	30	761.8
97463	27	696.4
97465	1-9	n/a
97467	48	899.0
97469	15	577.8
97470	180	900.7
97471	227	780.1
97477	398	1079.4
97478	408	1102.4
97479	111	1167.8

# COVID-19 Weekly Report

Oregon's Weekly Surveillance Summary  
Novel Coronavirus (COVID-19)



Oregon Public Health Division

Published November 25, 2020

ZIP code	Case count	Cases per 100,000
97487	71	840.3
97488	1-9	n/a
97495	11	758.6
97496	38	497.8
97497	1-9	n/a
97498	1-9	n/a
97499	1-9	n/a
97501	1119	2656.9
97502	443	1599.6
97503	339	3220.0
97504	779	1752.8
97520	193	788.8
97523	25	399.1
97524	189	1307.1
97525	40	869.4
97526	171	499.9
97527	172	510.2
97530	73	1055.5
97532	14	588.7
97535	70	1387.0
97537	40	578.2
97538	10	484.7
97539	18	540.7
97540	89	1122.3
97541	1-9	n/a
97544	1-9	n/a
97601	222	988.5
97603	327	1107.5
97623	14	606.1
97624	38	1085.7
97630	77	1511.0
97632	15	1023.2
97633	28	2057.3
97641	16	1218.6
97701	494	837.4

# COVID-19 Weekly Report

Oregon's Weekly Surveillance Summary  
Novel Coronavirus (COVID-19)



Oregon Public Health Division

Published November 25, 2020

ZIP code	Case count	Cases per 100,000
97702	567	1397.1
97703	301	907.0
97707	27	464.4
97708	10	46.7
97720	51	1125.8
97734	45	1615.2
97738	32	1648.6
97739	39	354.0
97741	274	2300.2
97753	15	744.0
97754	181	974.5
97756	391	1165.3
97759	78	1239.3
97760	55	814.0
97761	420	10534.2
97801	999	4642.0
97813	19	1459.3
97814	200	1615.2
97818	416	10002.4
97820	15	1369.9
97824	21	1264.3
97826	32	2949.3
97827	30	1141.6
97828	25	800.3
97836	19	958.1
97838	1962	7740.9
97844	175	4598.0
97845	63	2375.6
97846	13	687.5
97850	580	3420.8
97862	301	2580.1
97865	16	1379.3
97868	44	2209.9
97869	1-9	n/a
97875	162	6206.9

# COVID-19 Weekly Report

Oregon's Weekly Surveillance Summary  
Novel Coronavirus (COVID-19)



Oregon Public Health Division

Published November 25, 2020

ZIP code	Case count	Cases per 100,000
97882	579	7461.3
97883	32	1294.0
97885	25	1807.7
97886	18	1578.9
97913	405	7327.7
97914	1645	8565.5
97918	204	4496.4
Cases with unknown ZIP codes	776	n/a
ZIP codes with <1000 population or no population data	958	n/a

**Document accessibility:** For individuals with disabilities or individuals who speak a language other than English, OHA can provide information in alternate formats such as translations, large print, or braille. Contact the Health Information Center at 1-971-673-2411, 711 TTY or [COVID19.LanguageAccess@dhsosha.state.or.us](mailto:COVID19.LanguageAccess@dhsosha.state.or.us).