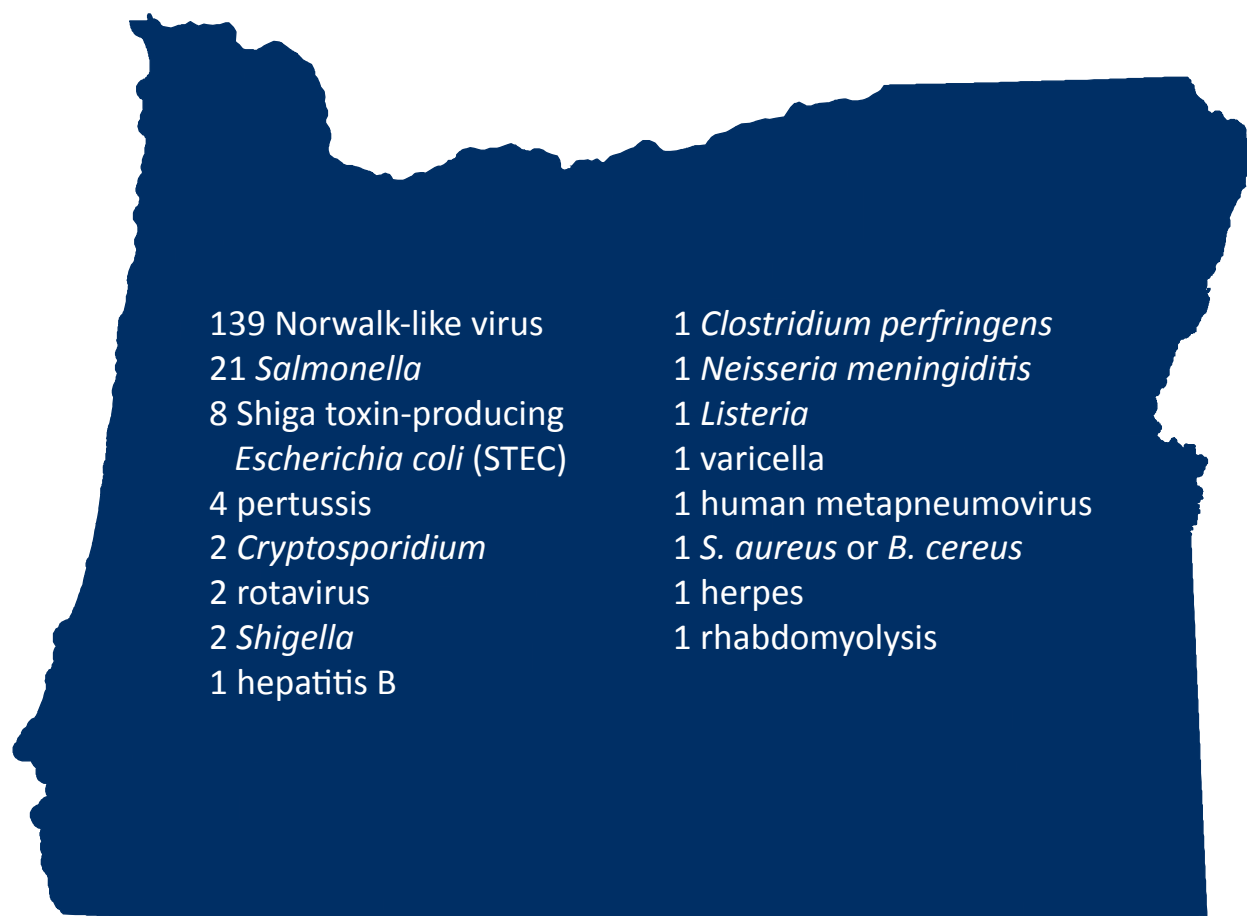


Disease outbreaks

Oregon state and local health departments investigated 229 communicable disease outbreaks in 2010. The majority (106) of these were person-to-person transmissions of norovirus causing gastroenteritis in the elder inhabitants of Oregon's assisted and long-term care facilities, or younger populations in restricted environments such as the state hospital or prison. Forty were foodborne, seven respiratory, three due to animal contact, and two waterborne. In many (71) outbreak investigations the mode of transmission was undetermined. However, there were a number of outbreaks of other bacterial and viral pathogens. Sharing of respiratory secretions caused clusters of pertussis (4), varicella (2), and meningococcal disease (1). Foods contaminated with a garden variety of *Salmonella* made folks ill at a variety of venues including restaurants, markets and fairs. Every outbreak reinforces the age-old public health mantras — “wash your hands” and “cover your cough.”

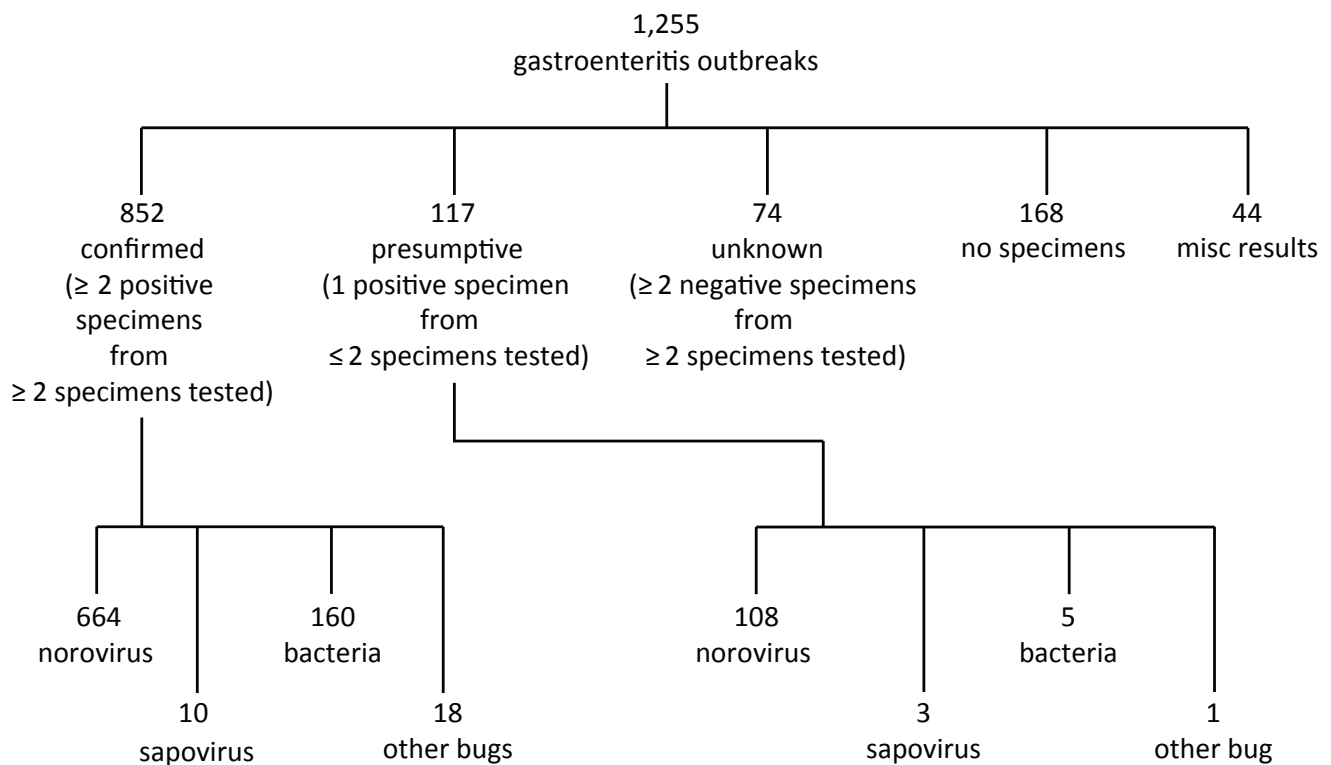


In 2002, a dramatic increase in the number of outbreaks of gastroenteritis in institutions, long-term care facilities, cruise ships and other similar settings resulted in beefed-up investigation and reporting of such outbreaks in Oregon. A summary of Oregon’s enhanced data collection follows.

Gastroenteritis outbreaks, Oregon, 2003–2010

Gastroenteritis outbreaks are by far the most commonly reported outbreaks in Oregon, accounting for 84% of the 1,500 outbreaks investigated from 2003–2010.

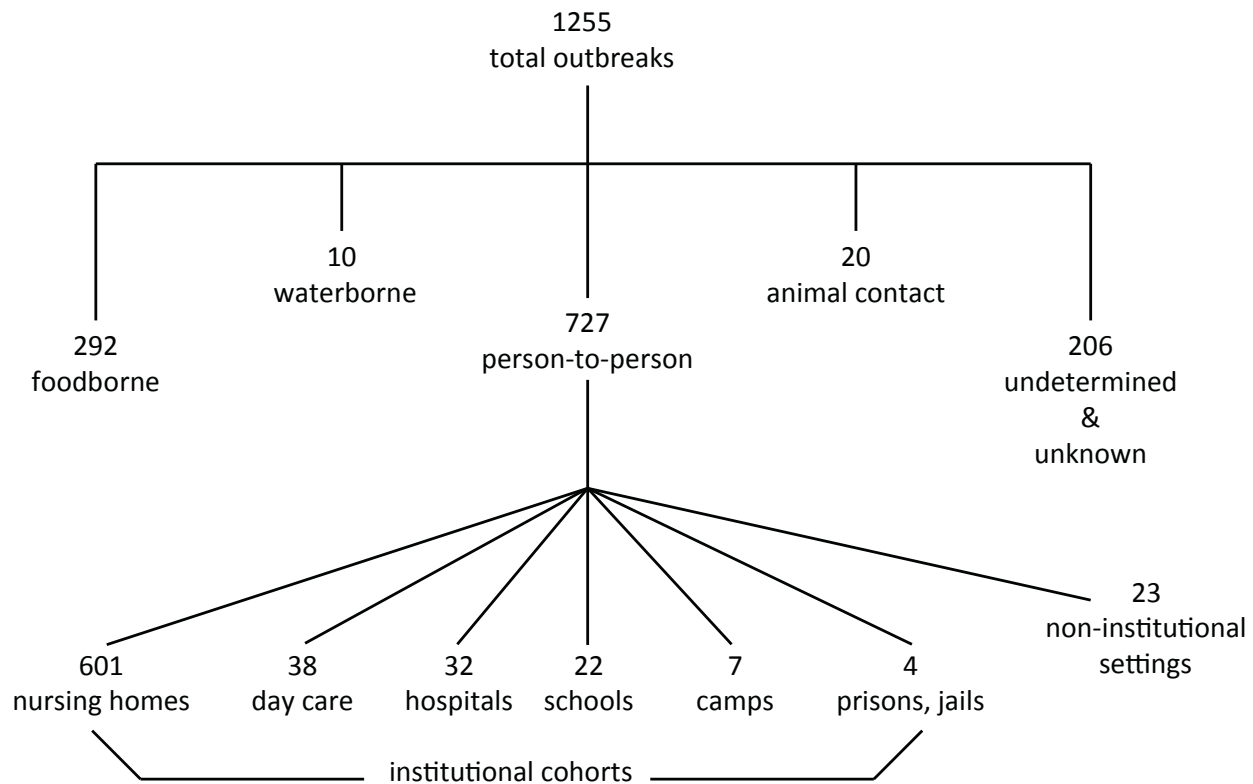
Thanks to rigorous stool specimen collection by local health investigators, 77% of gastroenteritis outbreaks had disease-causing agents identified, mostly caliciviruses (norovirus and sapovirus). OSPHL will routinely test for sapovirus when stool specimens are norovirus-negative.



Finalized June 9, 2011

Gastroenteritis outbreaks by transmission modes and settings: Oregon, 2003–2010

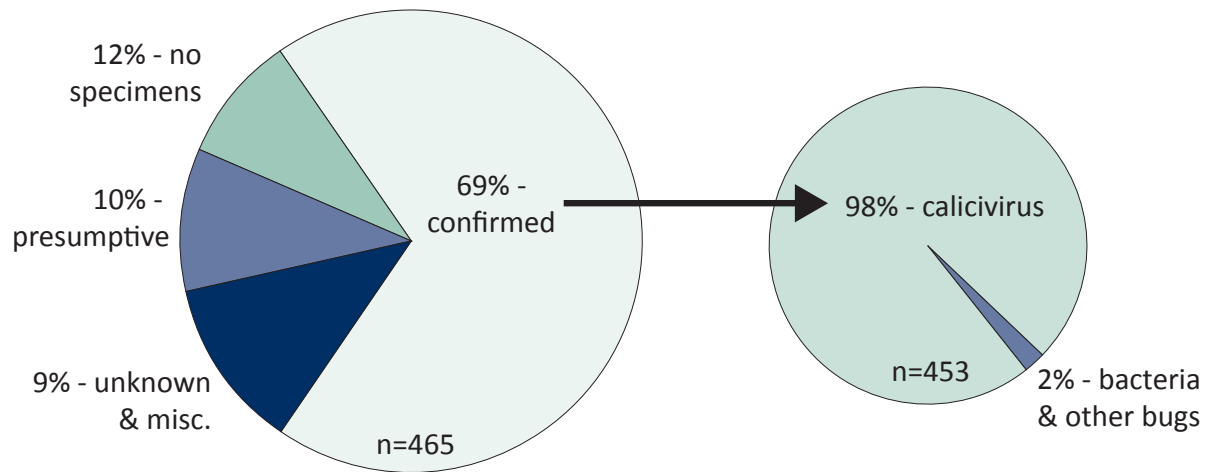
Person-to-person transmission was responsible for 58% of outbreaks and foodborne transmission for 23%. Transmission was undetermined (we couldn't figure it out) or unknown (we didn't have enough data to figure it out) in 16% of the outbreaks. More than 50% of the outbreaks happened in institutional cohorts, especially in long-term care.



Finalized June 9, 2011

Gastroenteritis outbreaks in long-term care: Oregon, 2003–2010

Slightly less than one half of reported gastroenteritis outbreaks occurred in long-term care facilities for the elderly. Seventy-nine percent had confirmed or presumptive etiologies, and 98% of etiologically-confirmed outbreaks were caused by caliciviruses.



Finalized June 9, 2011

Gastroenteritis outbreaks in long term care by county of occurrence and year of investigation: Oregon, 2003–2010

County	Year								Total
	2003	2004	2005	2006	2007	2008	2009	2010	
Baker	0	0	1	2	0	0	1	1	5
Benton	2	1	2	3	3	3	1	1	16
Clackamas	3	4	5	13	12	11	6	17	71
Clatsop	1	2	0	1	4	1	2	5	16
Columbia	1	0	0	0	1	1	1	1	5
Coos	1	0	1	1	2	2	2	2	11
Crook	0	0	0	0	0	1	0	0	1
Curry	0	1	0	1	0	0	0	0	2
Deschutes	2	0	1	8	5	9	6	5	36
Douglas	0	3	1	3	4	4	0	4	19
Grant	0	0	0	2	0	1	0	0	3
Harney	0	0	0	0	1	1	0	0	2
HoodRiver	4	0	0	2	1	1	2	1	11
Jackson	6	8	5	7	8	5	7	4	50
Jefferson	0	0	0	1	0	0	0	0	1
Josephine	0	1	1	5	2	3	0	1	13
Klamath	0	1	0	3	2	2	0	2	10
Lake	1	0	1	0	0	0	0	0	2
Lane	6	8	5	9	13	11	8	14	74
Lincoln	0	0	3	0	0	1	1	2	7
Linn	0	1	1	4	2	7	0	5	20
Malheur	0	1	0	0	1	1	0	0	3
Marion	4	6	7	15	18	20	6	10	86
Morrow	0	0	0	0	1	0	0	0	1
multi-state	1	0	0	0	0	0	0	0	1
Multnomah	1	5	2	6	14	12	20	14	74
Polk	2	1	1	3	3	3	5	2	20
Tillamook	0	0	0	0	0	1	1	1	3
Umatilla	0	2	0	2	2	1	0	2	9
Union	0	0	1	0	2	1	0	0	4
Wasco	2	0	1	3	0	1	2	2	11
Washington	1	0	0	12	11	9	11	9	53
Yamhill	3	3	0	6	6	6	2	8	34
Total	41	48	39	112	118	119	84	113	674