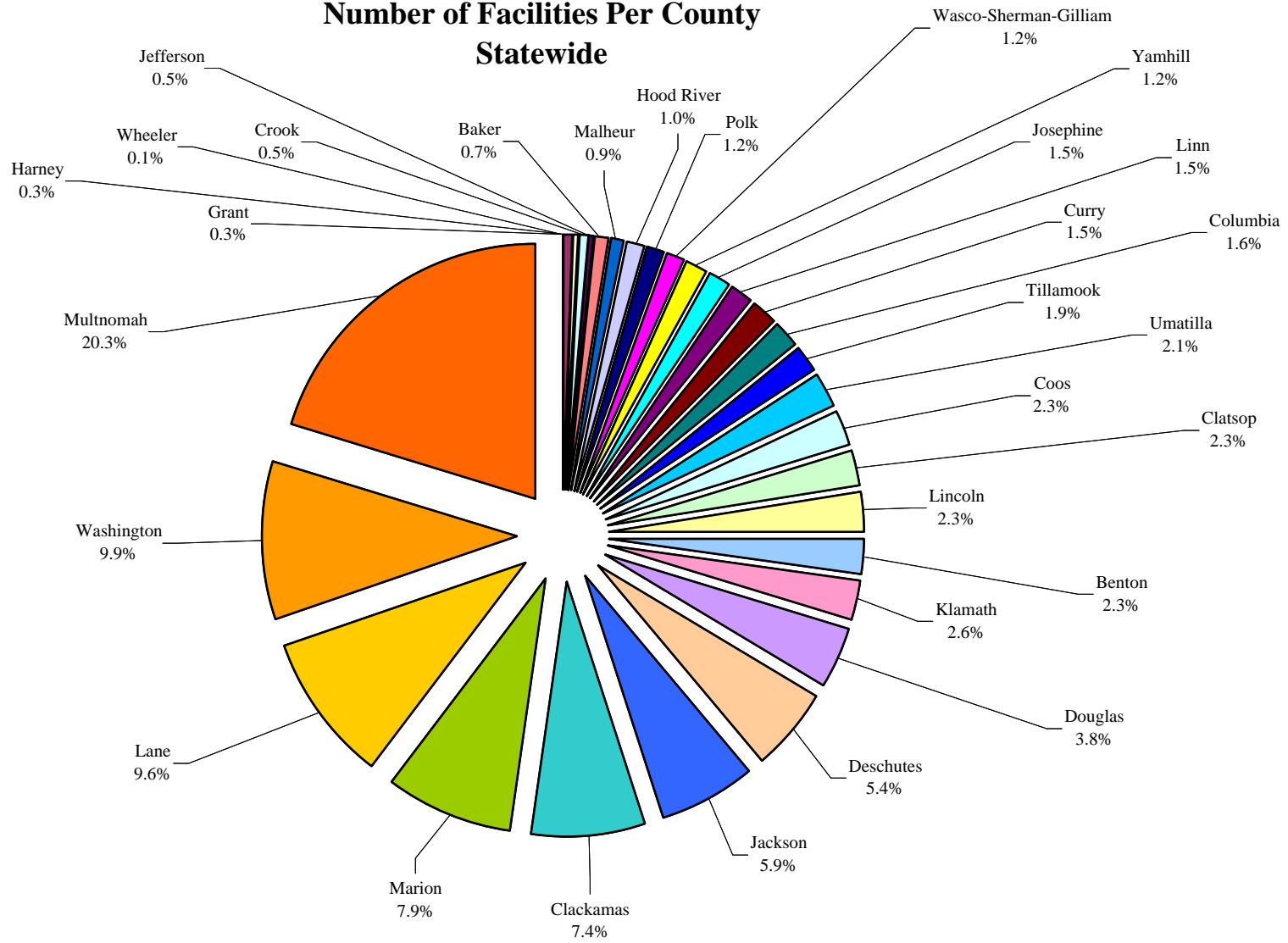


Statewide Licensed Facility Count

County	Food FS/LS	B&B	Mobile Unit	Commis.	Whse.	Vending	Temp Restaurant	Pool/ Spa	Traveler's Accom.	RV Parks	Org. Camps	TOTALS
Baker	52	4	8	0	1	0	65	11	20	15	0	176
Benton	189	2	17	5	1	2	275	71	14	5	2	583
Clackamas	760	4	54	8	7	8	539	373	49	12	25	1,839
Clatsop	229	11	19	0	1	0	104	79	111	15	2	571
Columbia	138	5	14	0	0	2	212	11	5	11	2	400
Coos	232	7	24	3	3	1	191	26	39	36	3	565
Crook	43	0	13	1	3	2	32	11	9	11	0	125
Curry	105	4	11	1	0	1	131	21	41	57	2	374
Deschutes	521	6	104	6	8	3	360	232	80	23	1	1,344
Douglas	326	3	70	0	4	3	366	52	56	58	4	942
Grant	28	3	2	0	0	0	13	6	24	6	2	84
Harney	29	1	6	0	0	0	15	10	9	8	2	80
Hood River	89	9	15	3	3	1	101	18	16	3	3	261
Jackson	614	32	88	9	17	3	369	199	100	35	9	1,475
Jefferson	47	2	8	0	0	1	20	10	19	14	5	126
Josephine	230	9	23	2	1	2	*	37	35	22	2	363
Klamath	207	2	30	0	3	2	271	36	52	32	5	640
Lane	895	11	122	10	24	6	854	285	97	66	16	2,386
Lincoln	269	4	11	1	2	0	*	126	117	40	3	573
Linn	248	1	25	0	3	4	*	47	20	12	7	367
Malheur	85	2	14	1	1	0	71	19	21	15	0	229
Marion	717	5	109	18	13	6	808	205	42	24	12	1,959
Multnomah	2,652	13	314	18	33	13	1,255	569	152	12	8	5,039
Polk	119	1	12	1	1	3	106	27	4	9	4	287
Tillamook	131	5	13	0	4	0	202	25	53	34	7	474
Umatilla	213	2	33	2	3	5	118	67	37	29	5	514
Wasco-Sherman-Gilliam	107	1	11	1	2	1	107	19	26	11	3	289
Washington	1,055	0	110	14	6	9	556	659	49	10	6	2,474
Wheeler	5	2	2	0	0	0	6	0	5	3	2	25
Yamhill	202	13	33	2	2	2	*	30	13	5	3	305
TOTALS	10,537	164	1,315	106	146	80	7,147	3,281	1,315	633	145	24,869

*Data not submitted

Number of Facilities Per County Statewide



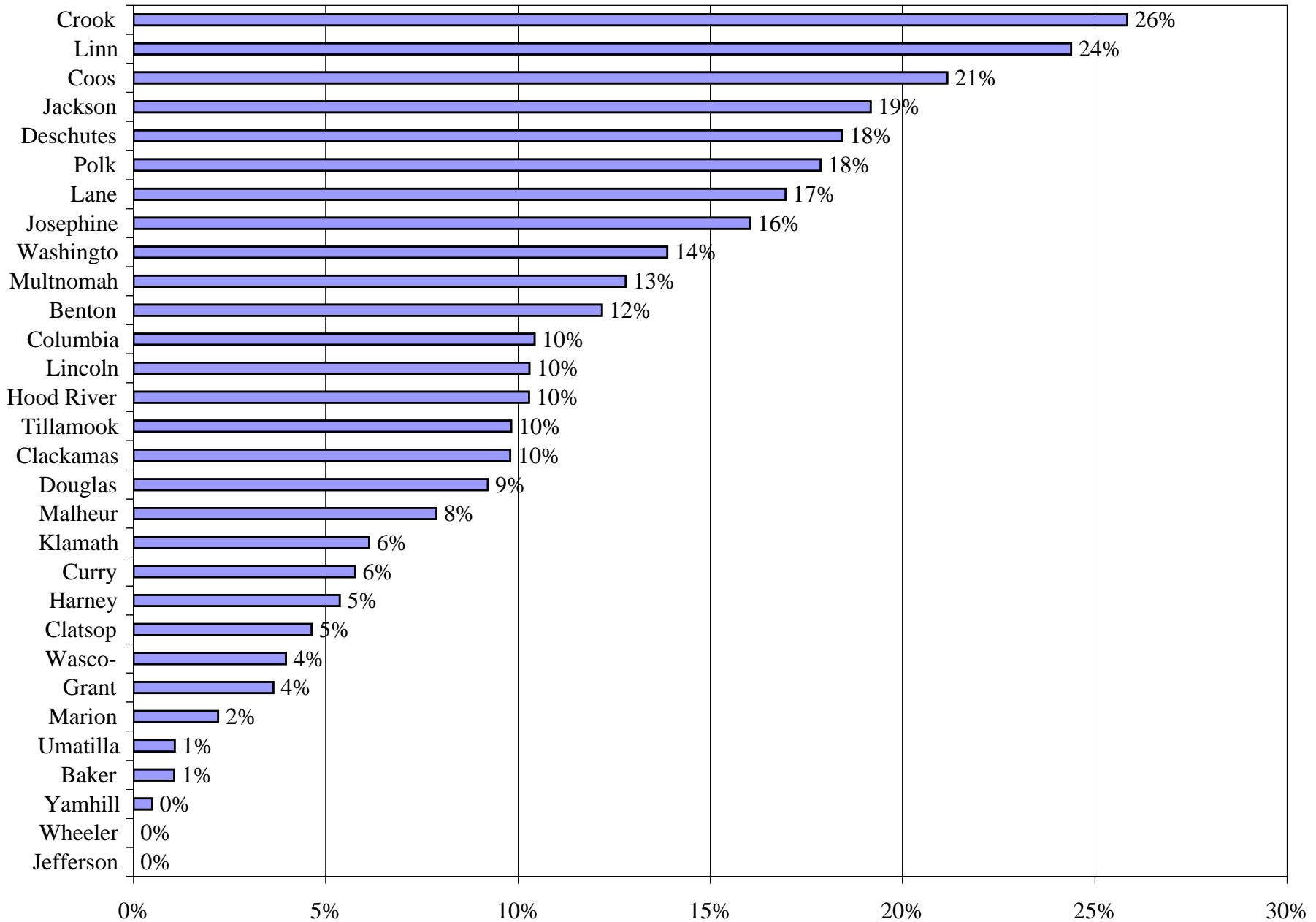
Food Program-Licensed Facility Inspections

Food Service--Full and Limited

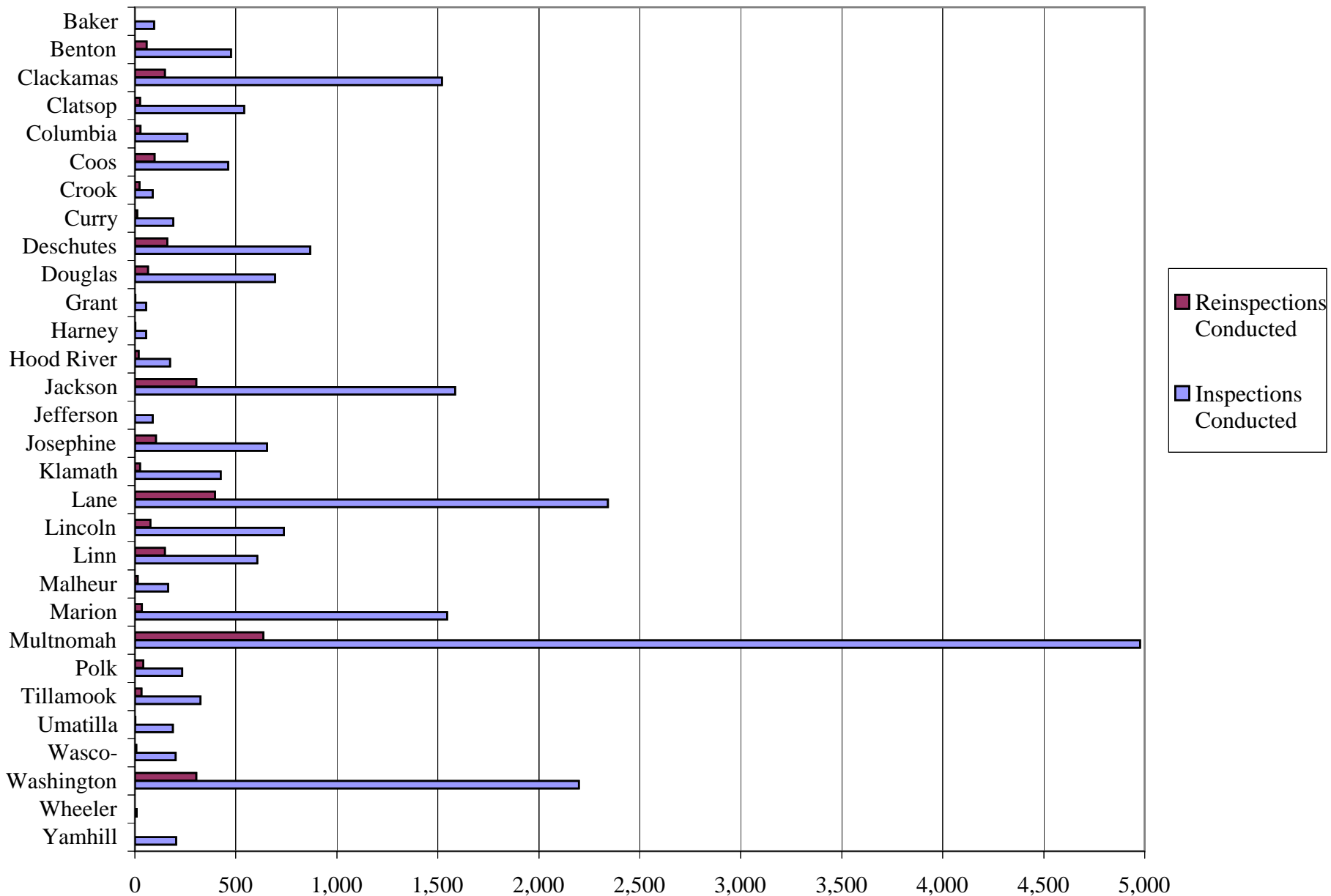
Bed and Breakfast

County	Restaurant Inspections Conducted	Required Inspections	Percent Inspections Completed	Reinspections Conducted	B&B Inspections Conducted	Required Inspections	Percent Inspections Completed	Reinspections Conducted
Baker	95	96	99%	1	4	4	100%	0
Benton	476	378	100%	58	4	4	100%	0
Clackamas	1,520	1,520	100%	149	4	4	100%	0
Clatsop	540	458	118%	25	11	11	100%	0
Columbia	259	277	94%	27	5	5	100%	0
Coos	463	444	100%	98	7	7	100%	0
Crook	89	89	100%	23	-	-	-	-
Curry	191	194	98%	11	2	2	100%	0
Deschutes	868	965	90%	160	3	6	50%	0
Douglas	695	650	100%	64	8	6	100%	0
Grant	55	56	98%	2	1	3	33%	0
Harney	56	58	97%	3	1	1	100%	0
Hood River	175	173	100%	18	9	9	100%	0
Jackson	1,586	1,214	100%	304	41	31	100%	0
Jefferson	88	88	100%	0	2	2	100%	0
Josephine	655	451	100%	105	9	9	100%	2
Klamath	424	414	100%	26	3	4	75%	0
Lane	2,342	1,780	100%	397	12	11	100%	0
Lincoln	738	536	100%	76	7	8	88%	0
Linn	607	493	100%	148	1	1	100%	0
Malheur	165	167	99%	13	1	2	50%	0
Marion	1,545	1,419	100%	34	10	5	100%	0
Multnomah	4,976	5,304	94%	637	12	13	92%	0
Polk	235	238	99%	42	2	1	100%	0
Tillamook	326	258	100%	32	7	7	100%	0
Umatilla	187	422	44%	2	0	4	0%	0
Wasco-Sherman-Gilliam	202	204	99%	8	2	1	100%	0
Washington	2,198	2,110	100%	305	-	-	-	-
Wheeler	9	9	100%	0	2	2	100%	0
Yamhill	205	398	52%	1	3	13	23%	0
TOTALS	21,970	20,863	100%	2,769	173	176	98%	2

Restaurant Reinspection Rates For All Restaurants Inspected Per County



Inspections vs. Reinspections per County Statewide



Food Program-Licensed Facility Inspections

Mobile Food Unit

Commissary

County	Inspections Conducted	Required Inspections	Percent Inspections Completed	Reinsp Conducted	Inspections Conducted	Required Inspections	Percent Inspections Completed	Reinsp Conducted
Baker	14	15	93%	0	-	-	-	-
Benton	23	26	88%	1	7	8	88%	1
Clackamas	108	108	100%	7	16	16	100%	10
Clatsop	62	36	100%	1	-	-	-	-
Columbia	17	27	63%	0	-	-	-	-
Coos	51	48	100%	4	6	6	100%	0
Crook	20	19	100%	3	1	1	100%	0
Curry	16	16	100%	0	2	2	100%	0
Deschutes	119	157	76%	10	8	11	73%	1
Douglas	115	140	82%	7	-	-	-	-
Grant	3	3	100%	0	-	-	-	-
Harney	13	12	100%	0	-	-	-	-
Hood River	17	17	100%	2	3	3	100%	1
Jackson	178	167	100%	11	14	17	82%	0
Jefferson	14	14	100%	1	-	-	-	-
Josephine	66	46	100%	3	2	4	50%	0
Klamath	64	60	100%	1	-	-	-	-
Lane	349	239	100%	29	22	20	100%	0
Lincoln	24	20	100%	0	2	2	100%	0
Linn	52	49	100%	4	-	-	-	-
Malheur	19	23	83%	1	1	1	100%	0
Marion	228	194	100%	7	60	36	100%	1
Multnomah	571	628	91%	25	22	36	61%	2
Polk	24	24	100%	2	2	2	100%	2
Tillamook	34	23	100%	2	-	-	-	-
Umatilla	29	63	46%	0	2	4	50%	0
Wasco-Sherman-Gilliam	13	11	100%	0	1	2	50%	0
Washington	261	214	100%	21	28	28	100%	22
Wheeler	2	4	50%	0	-	-	-	-
Yamhill	22	53	42%	0	1	2	50%	0
TOTALS	2,528	2,456	100%	142	200	201	100%	40

-Data not applicable

Food Program-Licensed Facility Inspections

Warehouse

Vending

County	Inspections Conducted	Required Inspections	Percent Inspections Completed	Reinsp Conducted	Inspections Conducted	Required Inspections	Percent Inspections Completed	Reinsp Conducted
Baker	1	1	100%	0	-	-	-	-
Benton	2	2	100%	0	4	4	100%	0
Clackamas	14	14	100%	0	16	16	100%	2
Clatsop	2	1	100%	0	-	-	-	-
Columbia	-	-	-	-	0	4	0%	0
Coos	6	6	100%	0	2	2	100%	0
Crook	6	6	100%	0	4	4	100%	0
Curry	-	-	-	-	2	2	100%	0
Deschutes	9	14	64%	0	4	6	67%	0
Douglas	11	10	100%	0	4	6	67%	0
Grant	-	-	-	-	-	-	-	-
Harney	-	-	-	-	-	-	-	-
Hood River	3	3	100%	1	2	2	100%	0
Jackson	32	34	94%	0	6	6	100%	0
Jefferson	-	-	-	-	-	-	-	-
Josephine	0	2	0%	0	7	4	100%	0
Klamath	6	6	100%	0	4	4	100%	0
Lane	60	47	100%	0	10	12	83%	0
Lincoln	2	4	50%	0	-	-	-	-
Linn	5	6	83%	0	3	8	38%	0
Malheur	2	2	100%	0	-	-	-	-
Marion	2	1	100%	1	12	13	92%	0
Multnomah	62	66	94%	2	26	26	100%	1
Polk	2	2	100%	0	6	6	100%	0
Tillamook	8	8	100%	0	-	-	-	-
Umatilla	2	6	33%	0	2	10	20%	0
Wasco-Sherman-Gilliam	3	4	75%	0	1	2	50%	0
Washington	11	12	92%	0	19	18	100%	0
Wheeler	-	-	-	-	-	-	-	-
Yamhill	2	4	50%	0	0	4	0%	0
TOTALS	253	261	97%	4	134	159	84%	3

Food Program-Licensing Fees

Full Service Restaurants

Other Food Service

County	0-15 seats	16-50 seats	51-150 seats	151+ seats	Limited Service	B&B	Commissary	Warehouse
Baker	\$367.50	\$414.75	\$472.50	\$525.00	\$210.00	\$157.50	\$262.50	\$105.00
Benton	\$388.00	\$442.00	\$495.00	\$603.00	\$323.00	\$205.00	\$237.00	\$162.00
Clackamas	\$345.00	\$395.00	\$440.00	\$500.00	\$190.00	\$125.00	\$240.00	\$50.00
Clatsop	\$367.50	\$414.75	\$472.50	\$525.00	\$210.00	\$157.50	\$262.50	\$105.00
Columbia	\$367.50	\$414.75	\$472.50	\$525.00	\$210.00	\$157.50	\$262.50	\$105.00
Coos	\$374.00	\$463.00	\$533.00	\$574.00	\$269.00	\$155.00	\$290.00	\$99.00
Crook	\$375.00	\$425.00	\$475.00	\$525.00	\$210.00	\$160.00	\$265.00	\$105.00
Curry	\$585.90	\$691.20	\$797.85	797.85+4.5/seat	\$414.15	\$222.75	\$351.00	\$234.90
Deschutes	\$505.00	\$530.00	\$645.00	\$720.00	\$410.00	\$390.00	\$285.00	\$150.00
Douglas	\$385.00	\$413.00	\$450.00	\$500.00	\$220.00	\$220.00	\$250.00	\$100.00
Grant	\$367.50	\$414.75	\$472.50	\$525.00	\$210.00	\$157.50	\$262.50	\$105.00
Harney	\$367.50	\$414.75	\$472.50	\$525.00	\$210.00	\$157.50	\$262.50	\$105.00
Hood River	\$350.00	\$395.00	\$450.00	\$500.00	\$200.00	\$150.00	\$225.00	\$100.00
Jackson	\$450.00	\$500.00	\$550.00	\$600.00	\$275.00	\$180.00	\$275.00	\$200.00
Jefferson	\$400.00	\$460.00	\$520.00	\$575.00	\$230.00	\$175.00	\$290.00	\$115.00
Josephine	\$350.00	\$395.00	\$450.00	\$500.00	\$200.00	\$150.00	\$250.00	\$100.00
Klamath	\$375.00	\$423.00	\$482.00	\$537.00	\$214.00	\$161.00	\$268.00	\$107.00
Lane	\$428.00	\$474.00	\$544.00	\$636.00	\$428.00	\$127.00	\$173.00	\$87.00
Lincoln	\$406.00	\$437.00	\$520.00	\$586.00	\$181.00	\$151.00	\$295.00	\$84.00
Linn	\$350.00	\$400.00	\$450.00	\$500.00	\$120.00	\$120.00	\$295.00	\$150.00
Malheur	\$367.50	\$414.75	\$472.50	\$525.00	\$210.00	\$157.50	\$262.50	\$105.00
Marion	\$294.00	\$332.00	\$472.00	\$525.00	\$210.00	\$157.00	\$262.00	\$126.00
Multnomah	\$325.00	\$445.00	\$530.00	\$625.00	\$200.00	\$170.00	\$325.00	\$180.00
Polk	\$330.00	\$360.00	\$425.00	\$480.00	\$190.00	\$95.00	\$240.00	\$115.00
Tillamook	\$367.50	\$414.75	\$472.50	\$525.00	-	\$345.00	\$180.00	\$125.00
Umatilla	\$405.00	\$455.00	\$520.00	\$575.00	\$230.00	\$175.00	\$290.00	\$115.00
Wasco-Sherman-Gilliam	\$367.50	\$414.75	\$472.50	\$525.00	\$210.00	\$157.50	\$262.50	\$105.00
Washington	\$432.00	\$486.00	\$540.00	\$647.00	\$324.00	\$274.00	\$379.00	\$274.00
Wheeler	\$400.00	\$460.00	\$520.00	\$575.00	\$230.00	\$175.00	\$290.00	\$115.00
Yamhill	\$396.00	\$446.00	\$508.00	\$564.00	\$226.00	\$168.00	\$226.00	\$103.00

-Data not applicable

Food Program-Licensing Fees

Mobile Food Unit

Temporary Restaurant

County	Class I	Class II	Class III	Class IV	Benevolent (Admin. Fee)	For Profit	Two + Day Event
Baker	\$131.50	\$131.50	\$131.50	\$131.50	\$0.00	\$36.75	\$52.50
Benton	\$162.00	\$162.00	\$162.00	\$178.00	*	\$108.00	\$120.00
Clackamas	\$155.00	\$210.00	\$220.00	\$230.00	\$0.00	\$85.00	*
Clatsop	\$131.50	\$131.50	\$131.50	\$131.50	\$0.00	\$36.75	\$52.50
Columbia	\$131.50	\$131.50	\$131.50	\$131.50	\$40.00	\$75.00	\$75.00
Coos	\$165.00	\$165.00	\$199.00	\$224.00	\$0.00	\$113.00	\$113.00
Crook	\$135.00	\$135.00	\$135.00	\$135.00	\$5.00	\$40.00	\$55.00
Curry	\$234.90	\$234.90	\$234.90	\$351.00	\$43.00	\$160.00	\$160.00
Deschutes	\$160.00	\$185.00	\$235.00	\$265.00	\$15.00	\$115.00	\$115.00
Douglas	\$165.00	\$165.00	\$165.00	\$165.00	\$10.00	\$66.00	\$66.00
Grant	\$131.50	\$131.50	\$131.50	\$131.50	\$0.00	\$36.75	\$52.50
Harney	\$131.50	\$131.50	\$131.50	\$131.50	\$0.00	\$36.75	\$52.50
Hood River	\$125.00	\$125.00	\$125.00	\$125.00	\$10.00	\$65.00	\$65.00
Jackson	\$245.00	\$245.00	\$290.00	\$290.00	*	*	*
Jefferson	\$125.00	\$125.00	\$125.00	\$125.00	\$25.00	\$75.00	\$100.00
Josephine	\$125.00	\$125.00	\$125.00	\$125.00	\$0.00	\$35.00	\$50.00
Klamath	\$134.00	\$134.00	\$134.00	\$134.00	\$0.00	\$75.00	\$75.00
Lane	\$173.00	\$173.00	\$173.00	\$173.00	\$20.00	\$75.00	\$75.00
Lincoln	\$113.00	\$113.00	\$113.00	\$113.00	\$0.00	\$65.00	\$84.00
Linn	\$150.00	\$150.00	\$250.00	\$350.00	\$10.00	\$75.00	*
Malheur	\$131.50	\$131.50	\$131.50	\$131.50	\$0.00	\$36.75	\$52.50
Marion	\$157.00	\$157.00	\$157.00	\$157.00	\$20-\$80	\$100.00	\$100.00
Multnomah	\$245.00	\$245.00	\$245.00	\$245.00	\$50.00	\$100.00	\$160.00
Polk	\$145.00	\$145.00	\$145.00	\$145.00	\$15.00	\$44-\$100	\$44-\$100
Tillamook	\$131.50	\$131.50	\$131.50	\$131.50	\$0.00	\$95.00	\$95.00
Umatilla	\$145.00	\$145.00	\$145.00	\$145.00	*	\$40.00	\$55.00
Wasco-Sherman-Gilliam	\$131.50	\$131.50	\$131.50	\$131.50	\$0.00	\$36.75	\$52.50
Washington	\$320.00	\$320.00	\$372.00	\$425.00	\$32.00	\$145.00	\$145.00
Wheeler	\$125.00	\$125.00	\$125.00	\$125.00	\$25.00	\$75.00	\$100.00
Yamhill	\$165.00	\$165.00	\$190.00	\$210.00	\$30.00	\$118.00	\$118.00

-Data not applicable

*Data not submitted

Food Program-Licensing Fees

Vending

County	1-10 units	11-20 units	21-30 units	31-40 units	41-50 units	51-75 units	76-100 units	101-250 units	251-500 units	501-750 units	751-1000 units	1001-1500 units
Baker	\$26.25	-	-	-	-	-	-	-	-	-	-	-
Benton	\$108.00	\$129.00	\$162.00	\$215.00	\$258.00	-	-	-	-	-	-	-
Clackamas	\$50.00	\$75.00	\$100.00	\$125.00	\$150.00	\$200.00	\$275.00	\$550.00	\$750.00	\$920.00	\$1,200.00	\$1,500.00
Clatsop	*	*	*	*	*	*	*	*	*	*	*	*
Columbia	\$26.25	\$52.50	-	-	-	-	-	-	-	-	-	-
Coos	\$53.00	\$80.00	\$107.00	\$133.00	\$160.00	\$190.00	\$220.00	\$350.00	\$550.00	\$750.00	\$920.00	\$1,200.00
Crook	\$25.00	\$50.00	\$75.00	\$100.00	\$125.00	-	-	-	-	-	-	-
Curry	\$116.10	\$180.90	\$234.90	\$297.00	\$351.00	\$414.45	\$564.30	\$943.65	-	-	-	-
Deschutes	\$90.00	\$120.00	\$150.00	\$185.00	\$220.00	-	-	-	-	-	-	-
Douglas	\$110.00	\$110.00	\$110.00	\$110.00	\$220.00	\$220.00	\$275.00	\$375.00	\$575.00	\$775.00	\$945.00	\$1,225.00
Grant	\$26.25	\$52.50	-	-	-	-	-	-	-	-	-	-
Harney	\$26.25	\$52.50	-	-	-	-	-	-	-	-	-	-
Hood River	\$25.00	\$50.00	\$75.00	\$100.00	\$125.00	\$150.00	\$200.00	\$350.00	\$550.00	\$750.00	-	-
Jackson	\$200.00	\$200.00	\$200.00	\$200.00	\$305.00	\$305.00	\$375.00	\$375.00	\$375.00	\$375.00	\$375.00	\$375.00
Jefferson	\$60.00	\$70.00	\$85.00	-	-	-	-	-	-	-	-	-
Josephine	\$25.00	\$50.00	-	-	-	-	-	-	-	-	-	-
Klamath	\$87.00	\$172.00	\$260.00	\$347.00	\$432.00	\$519.00	\$694.00	\$1,217.00	\$1,635.00	\$1,851.00	-	-
Lane	\$60.00	\$70.00	\$100.00	\$110.00	\$135.00	\$160.00	\$210.00	\$360.00	\$560.00	-	-	-
Lincoln	\$31.50	-	-	-	-	-	-	-	-	-	-	-
Linn	\$120.00	\$170.00	\$210.00	\$250.00	\$300.00	\$350.00	\$400.00	-	-	-	-	-
Malheur	\$26.25	-	-	-	-	-	-	-	-	-	-	-
Marion	\$26.00	\$52.00	\$79.00	\$105.00	\$131.00	\$157.00	\$210.00	\$367.00	\$577.00	\$787.00	\$966.00	\$1,260.00
Multnomah	\$90.00	\$175.00	\$265.00	\$355.00	\$440.00	\$530.00	\$705.00	\$1,235.00	\$1,940.00	\$2,650.00	\$3,355.00	\$4,590.00
Polk	\$30.00	\$57.00	\$86.00	\$115.00	\$145.00	\$170.00	-	-	-	-	-	-
Tillamook	-	-	-	-	-	-	-	-	-	-	-	-
Umatilla	\$30.00	\$60.00	\$85.00	\$115.00	\$140.00	\$170.00	\$230.00	\$400.00	\$635.00	\$865.00	-	-
Wasco-Sherman-Gilliam	\$26.25	\$52.50	\$78.75	\$105.00	\$131.25	\$157.50	\$210.00	\$367.50	\$577.50	\$787.50	\$966.00	\$1,260.00
Washington	\$274.00	\$379.00	\$484.00	\$590.00	\$695.00	\$800.00	\$906.00	\$1,011.00	\$1,116.00	\$1,221.00	\$1,327.00	\$1,432.00
Wheeler	\$60.00	\$70.00	\$85.00	-	-	-	-	-	-	-	-	-
Yamhill	\$175.00	\$175.00	\$175.00	\$175.00	\$175.00	\$355.00	\$355.00	\$355.00	\$355.00	\$355.00	\$355.00	\$355.00

-Data not applicable

*Data not submitted

Food Program-Plan Review Fees

County	Full Service	Limited Service	Remodel	Mobile Unit	Commissary	Warehouse
Baker	\$250	\$75	\$100	\$75	\$125	\$50
Benton	\$269	\$162	\$162	\$108	\$108	\$108
Clackamas	\$65-\$170	\$65-\$170	\$65-\$170	\$150-\$179	\$80-\$200	\$65-\$170
Clatsop	\$250	\$75	\$100	\$75	\$125	\$50
Columbia	\$250	\$75	\$100	\$75	\$125	\$50
Coos	\$250-\$315	\$150	\$175	\$165	\$200	\$50
Crook	\$275	\$100	\$125	\$100	\$125	\$50
Curry	\$351.00	\$351.00	\$351.00	\$351.00	\$351.00	\$351.00
Deschutes	\$385	*	\$225	\$165-\$300	*	*
Douglas	\$250	\$75	\$100	\$75	\$125	\$50
Grant	\$250	\$75	\$100	\$75	\$125	\$50
Harney	\$250	\$75	\$100	\$75	\$125	\$50
Hood River	\$225	\$100	\$100	\$100	\$100	\$50
Jackson	*	*	*	*	*	*
Jefferson	\$300	\$100	\$150	\$100	\$150	\$100
Josephine	\$250	\$75	\$100	\$75	\$125	\$50
Klamath	\$275	\$84	\$110	\$84	\$139	\$55
Lane	\$150	\$150	\$150	\$150	\$150	\$150
Lincoln	\$298.00	\$90.00	\$118.00	\$90.00	\$147.00	\$59.00
Linn	\$250	\$125	\$100	\$250	\$250	\$50
Malheur	\$250	\$75	\$100	\$75	\$125	\$50
Marion	\$400	\$250-\$400	\$250	\$225	\$300	\$185
Multnomah	\$490	*	\$270	\$240	\$490	
Polk	\$200	\$75	\$75	\$200	\$200	\$50
Tillamook	\$250	-	\$100	\$100	\$100	\$100
Umatilla	\$275	\$80	\$110	\$80	\$135	\$55
Wasco-Sherman-Gilliam	\$250	\$75	\$100	\$75	\$125	\$50
Washington	\$427-\$567	\$283	\$256-\$283	\$283-\$364	\$427	\$283
Wheeler	\$300	\$100	\$150	\$100	\$150	\$100
Yamhill	\$300	\$300	\$120	\$120	\$300	\$50

-Data not applicable

*Data not submitted

Food Program-Number of Violations Cited Per Risk Factor Category-Restaurant:

County	Unsafe Sources	Inadequate Cooking	Improper Holding Temperatures	Contaminated Equipment	Poor Personal Hygiene
Baker	2	1	76	39	25
Benton	13	0	95	85	63
Clackamas	12	11	259	230	39
Clatsop	1	0	89	27	0
Columbia	*	*	*	*	*
Coos	8	2	198	82	31
Crook	4	3	27	25	3
Curry	6	0	18	21	4
Deschutes	*	*	*	*	*
Douglas	14	6	174	140	37
Grant	0	0	4	3	2
Harney	0	0	4	6	2
Hood River	3	3	64	40	12
Jackson	28	31	734	324	235
Jefferson	*	*	*	*	*
Josephine	3	0	151	112	64
Klamath	0	2	178	105	26
Lane	8	12	578	452	174
Lincoln	0	0	25	17	4
Linn	13	4	317	116	38
Malheur	1	0	107	65	21
Marion	17	3	528	391	220
Multnomah	182	45	1,412	848	515
Polk	4	3	86	92	30
Tillamook	4	4	95	81	18
Umatilla	8	0	109	102	20
Wasco-Sherman-Gilliam	*	*	*	*	*
Washington	43	27	936	710	256
Wheeler	*	*	*	*	*
Yamhill	*	*	*	*	*
TOTALS	374	157	6,264	4,113	1,839

*Data not submitted

Food Program-Number of Violations Cited Per Risk Factor Category-Mobile Units

County	Unsafe Sources	Inadequate Cooking	Improper Holding Temps	Contaminated Equip	Poor Personal Hygiene
Baker	0	0	0	0	0
Benton	0	0	5	1	3
Clackamas	0	0	4	3	0
Columbia	*	*	*	*	*
Clatsop	0	0	15	0	0
Coos	0	0	1	2	7
Crook	0	1	1	1	0
Curry	0	0	0	0	0
Deschutes	*	*	*	*	*
Douglas	0	0	4	10	7
Grant	0	0	0	0	0
Harney	0	0	0	0	0
Hood River	1	0	4	4	2
Jackson	1	1	38	8	7
Jefferson	*	*	*	*	*
Josephine	0	0	0	7	4
Klamath	1	0	3	4	6
Lane	3	0	25	4	13
Lincoln	0	0	0	0	0
Linn	0	0	3	0	0
Malheur	0	0	0	0	0
Marion	1	0	15	18	15
Multnomah	0	1	43	11	25
Polk	2	0	3	5	1
Tillamook	1	0	2	2	0
Umatilla	0	0	6	5	5
Wasco-Sherman-Gilliam	*	*	*	*	*
Washington	1	5	38	21	13
Wheeler	*	*	*	*	*
Yamhill	*	*	*	*	*
TOTALS	11	8	210	106	108

*Data not submitted

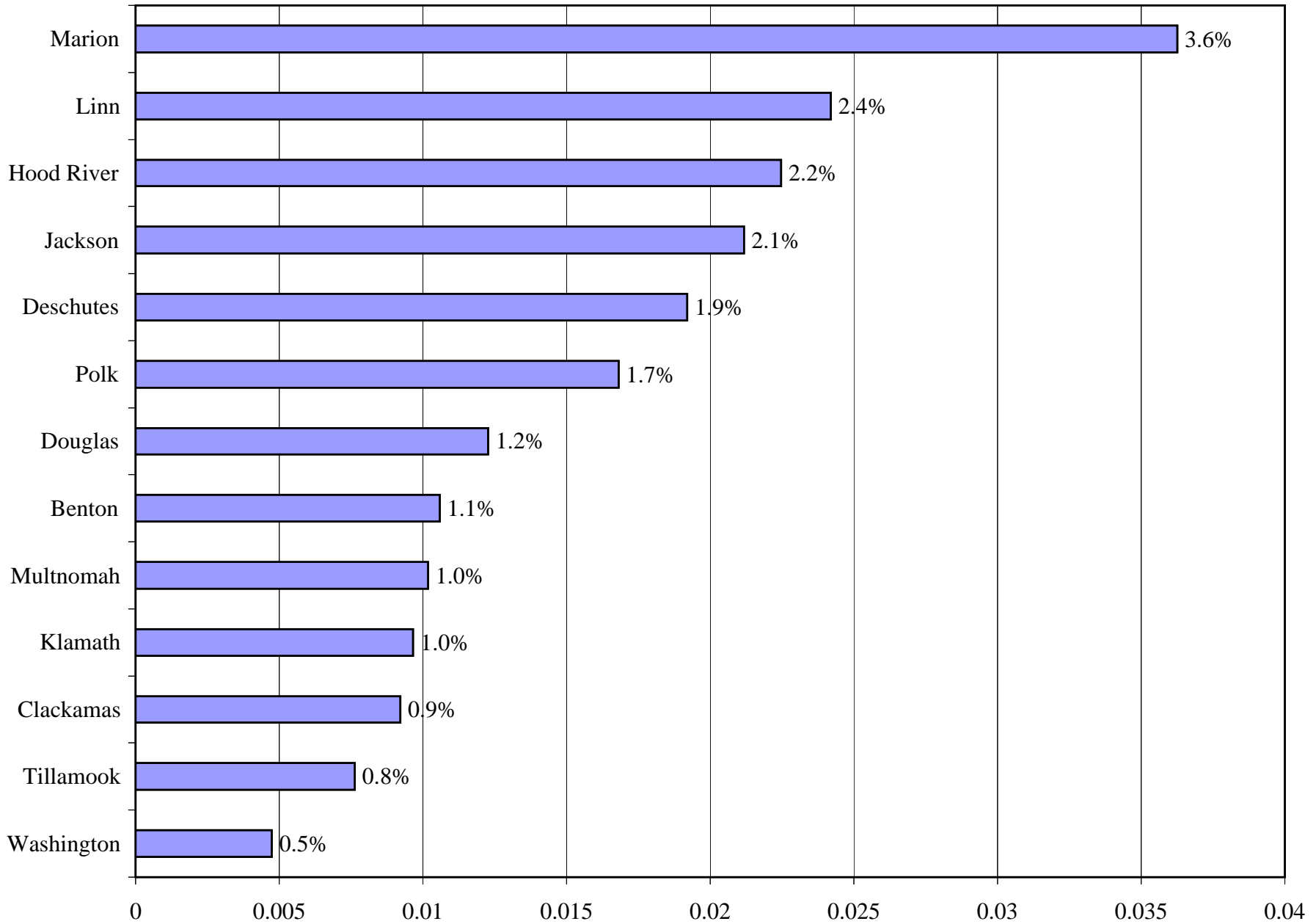
Food Program-General Information

Enforcement

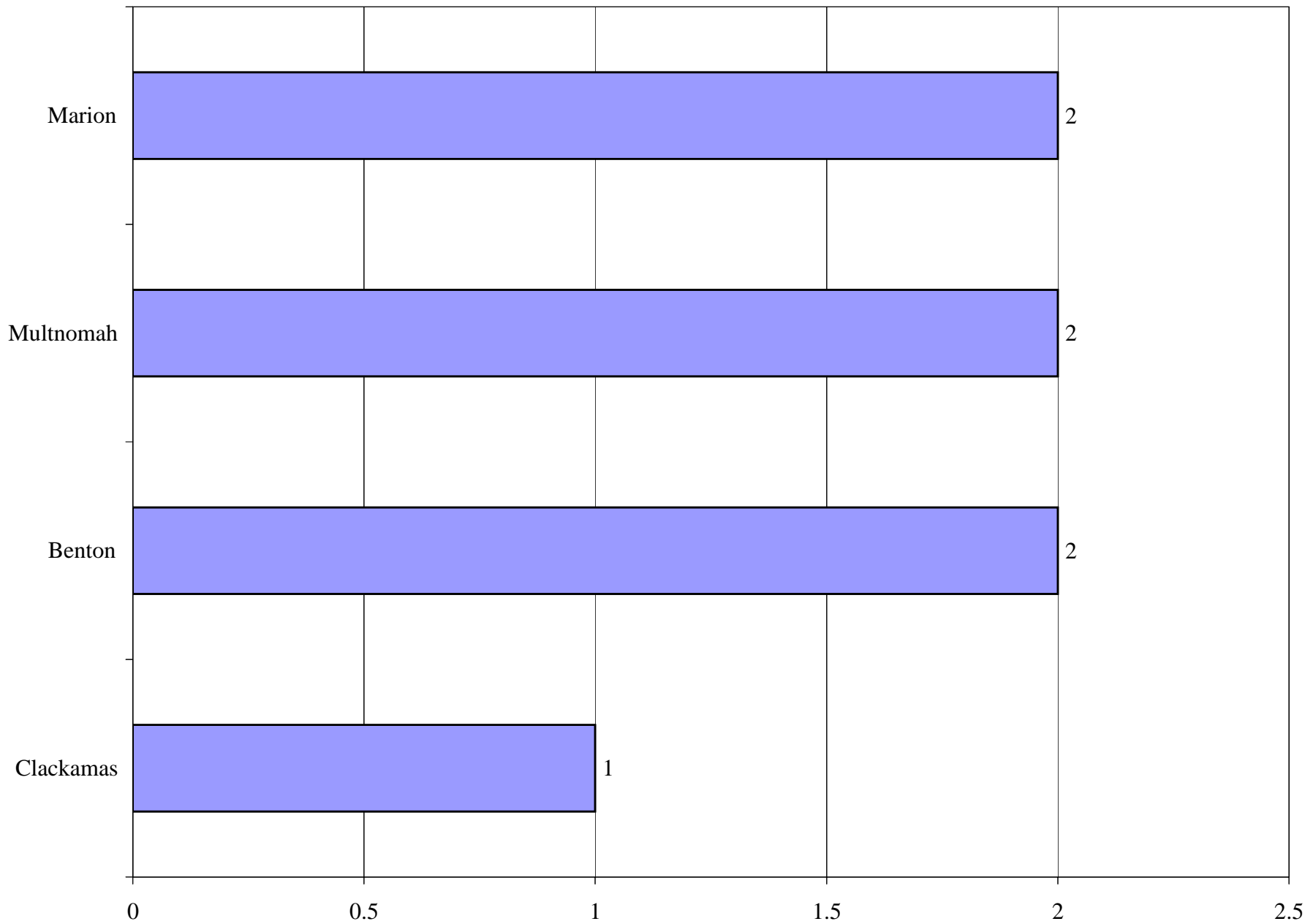
Foodborne Illness (FBI)

County	Failure to Comply Notices	Summary Closure Notices	Voluntary Closures	Total Food Complaints	FBI Complaints	FBI Outbreaks Investigated	FBI Outbreaks Confirmed	Number of Cases
Baker	0	0	5	2	0	0	0	0
Benton	2	2	0	13	46	*	0	0
Clackamas	7	1	14	41	35	35	1	6
Clatsop	0	0	0	20	5	0	0	0
Columbia	0	0	0	6	3	1	0	0
Coos	0	0	0	14	8	0	0	0
Crook	0	0	0	5	0	0	0	0
Curry	0	0	0	1	18	1	0	0
Deschutes	10	0	0	184	123	1	1	85
Douglas	4	0	5	18	5	3	2	2
Grant	0	0	0	1	0	0	0	0
Harney	0	0	0	3	2	0	0	0
Hood River	2	0	0	24	10	0	0	0
Jackson	13	0	1	199	18	18	0	0
Jefferson	0	0	0	0	0	0	0	0
Josephine	*	*	*	*	*	*	*	*
Klamath	2	0	0	37	3	1	0	0
Lane	0	0	1	240	33	4	2	78
Lincoln	*	*	*	*	*	*	*	*
Linn	6	0	0	76	27	1	1	0
Malheur	0	0	0	10	0	0	0	0
Marion	26	2	1	209	*	0	0	0
Multnomah	27	2	0	617	266	10	10	53
Polk	2	0	1	14	3	0	0	0
Tillamook	1	0	0	20	7	0	0	0
Umatilla	*	*	*	14	0	0	0	0
Wasco-Sherman-Gilliam	0	0	0	0	13	0	0	0
Washington	5	*	1	137	79	65	0	0
Wheeler	0	0	0	0	0	0	0	0
Yamhill	*	*	*	*	*	*	*	*
TOTALS	107	7	29	1,905	704	140	17	224

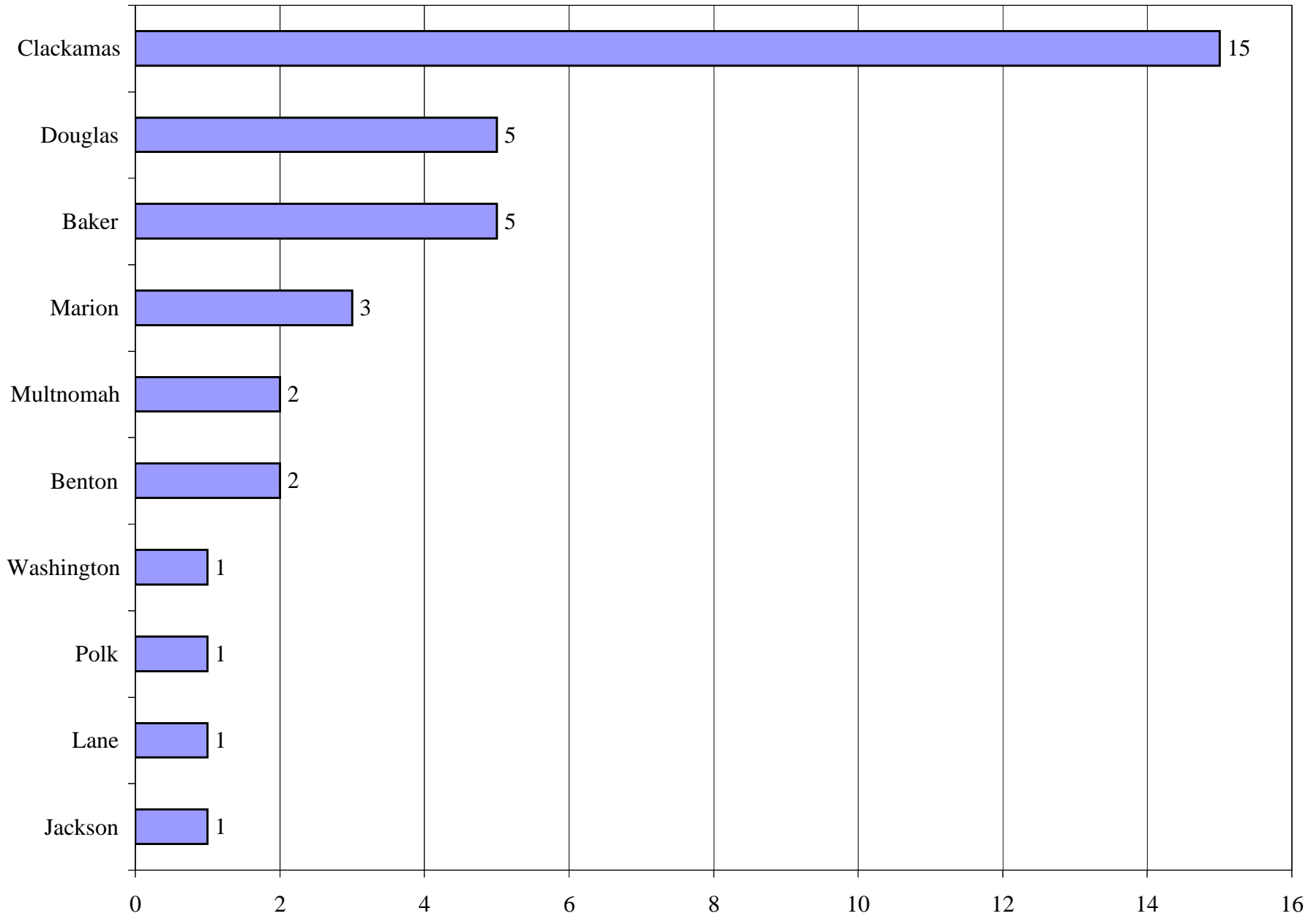
Rate of Fail to Comply Postings Per Facility by County



Summary Closures of Restaurants by County



Combined Number of Summary and Voluntary Closures of Restaurants by County



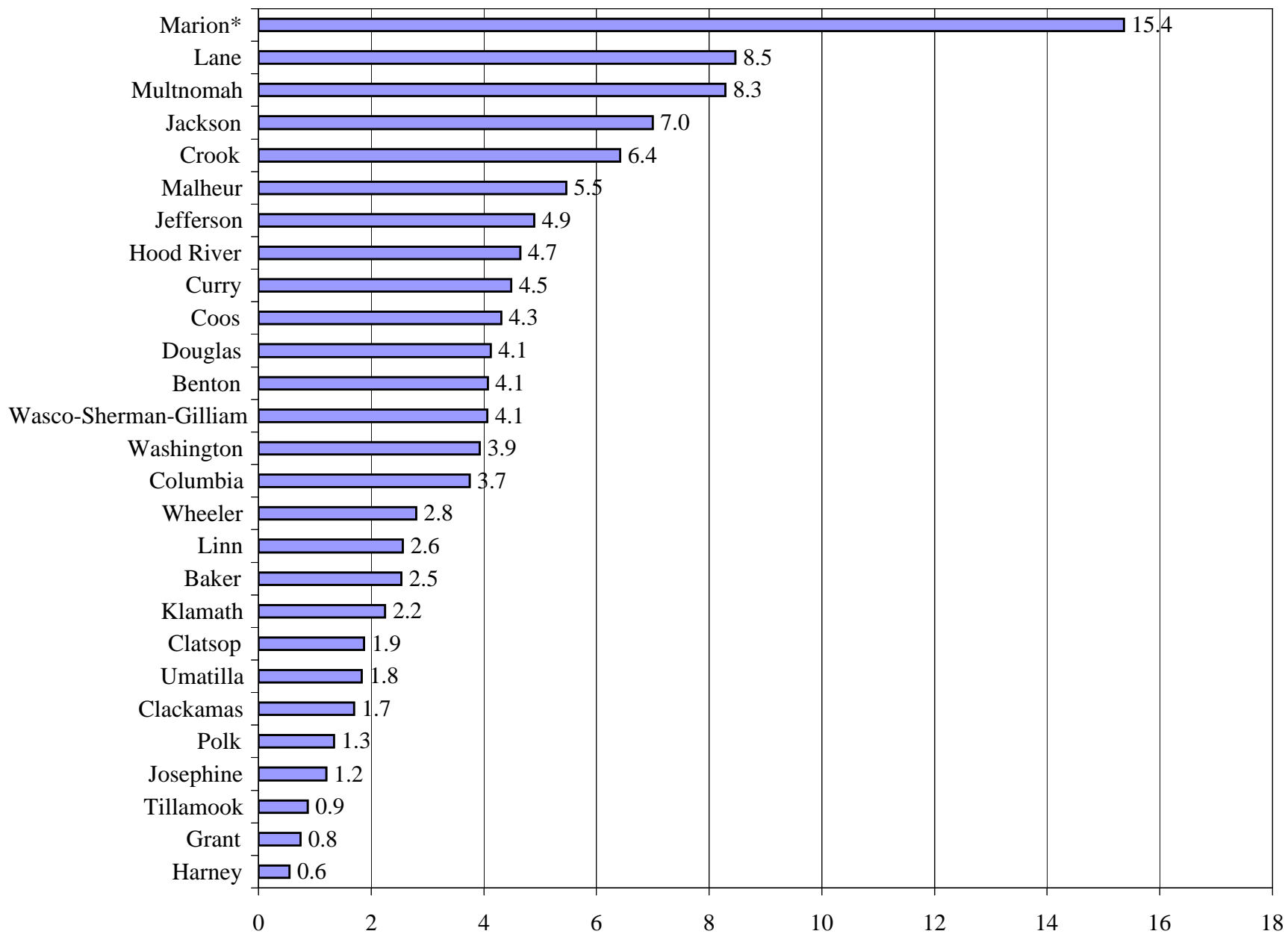
Food Program-Food Handler Information

Food Handler Training Format

Food Manager

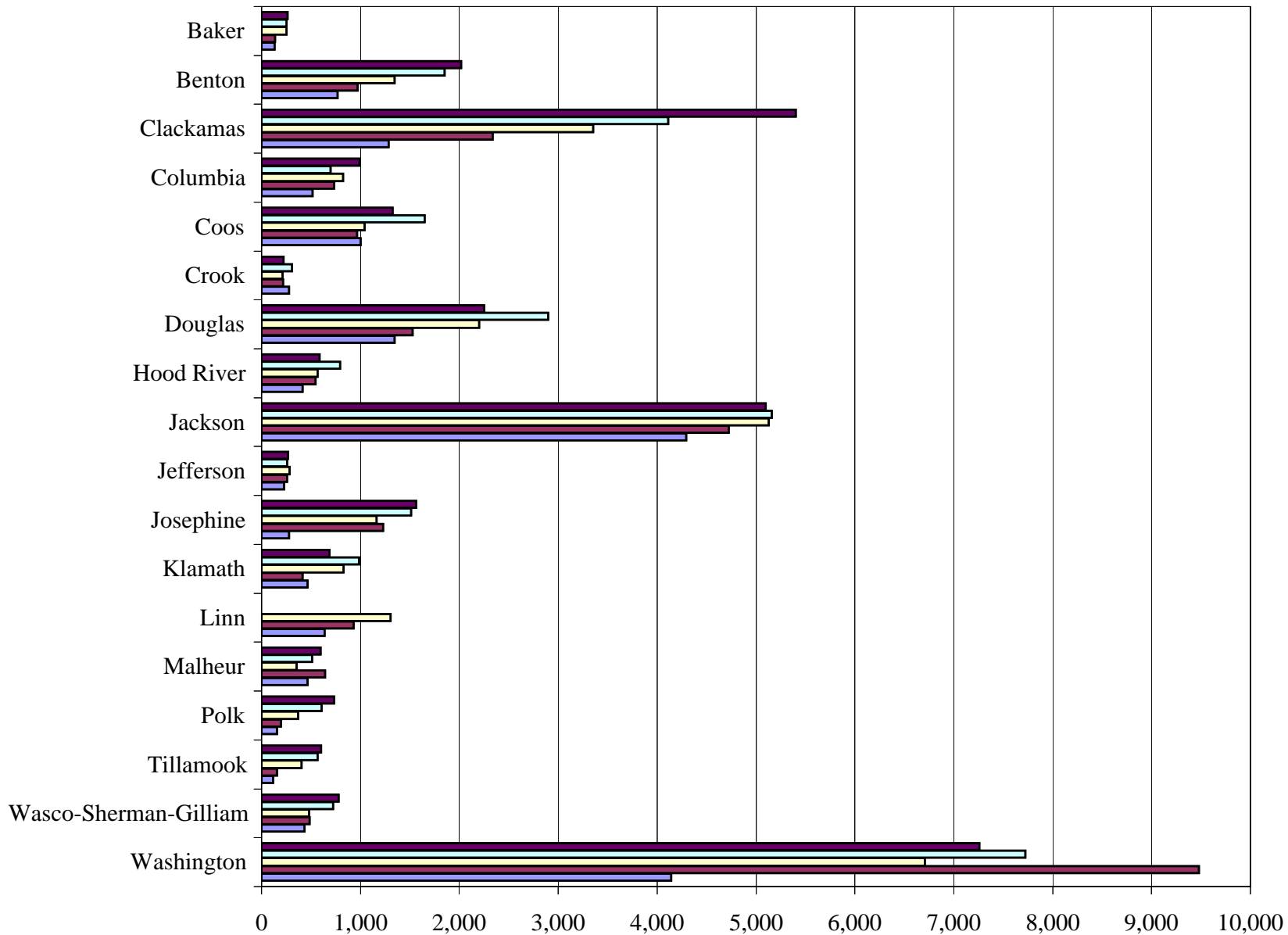
County	# Cards Issued	Manual	Video	DHS Slides	Other Slides	Internet Testing	Computer Testing	EHS Present	Training Offered	# Managers Trained
Baker	132	N	N	Y	Y	N	N	N	N	0
Benton	770	Y	Y	N	N	N	N	Y	*	*
Clackamas	1,287	Y	N	N	N	N	N	N	N	0
Clatsop	429	N	N	Y	N	N	N	Y	N	0
Columbia	517	Y	Y	N	N	N	N	Y	N	0
Coos	999	Y	N	Y	N	N	N	Y	Y	37
Crook	276	Y	Y	N	N	N	N	Y	N	0
Curry	471	Y	Y	Y	Y	Y	N	Y	N	0
Deschutes	*	*	*	*	*	*	*	*	*	*
Douglas	1,344	Y	Y	N	N	N	N	Y	N	0
Grant	21	Y	N	N	N	N	N	Y	N	0
Harney	16	Y	N	N	N	N	N	Y	N	0
Hood River	414	Y	N	Y	Y	N	N	Y	N	0
Jackson	4,296	Y	N	N	Y	N	N	Y	N	0
Jefferson	230	Y	Y	Y	N	N	N	Y	N	0
Josephine	278	Y	N	N	N	N	N	N	N	0
Klamath	465	Y	N	Y	N	N	N	Y	N	0
Lane	7,580	Y	N	N	N	Y	N	N	Y	10
Lincoln	*	*	*	*	*	*	*	*	*	*
Linn	636	Y	N	Y	N	N	N	Y	N	0
Malheur	464	Y	Y	N	N	N	N	N	N	0
Marion	11,016	N	N	N	N	Y	Y	Y	Y	46
Multnomah	21,988	Y	Y	N	N	Y	Y	Y	Y	77
Polk	159	N	N	Y	N	N	N	Y	N	0
Tillamook	114	N	Y	Y	N	N	N	Y	N	0
Umatilla	390	Y	N	N	N	N	N	N	N	0
Wasco-Sherman-Gilliam	435	Y	Y	N	Y	N	N	Y	N	0
Washington	4,141	Y	Y	N	Y	N	N	Y	N	0
Wheeler	14	Y	N	N	N	N	N	N	N	0
Yamhill	*	*	*	*	*	*	*	*	*	*
TOTALS	58,882									170

Number of Food Handler Cards Per Restaurant

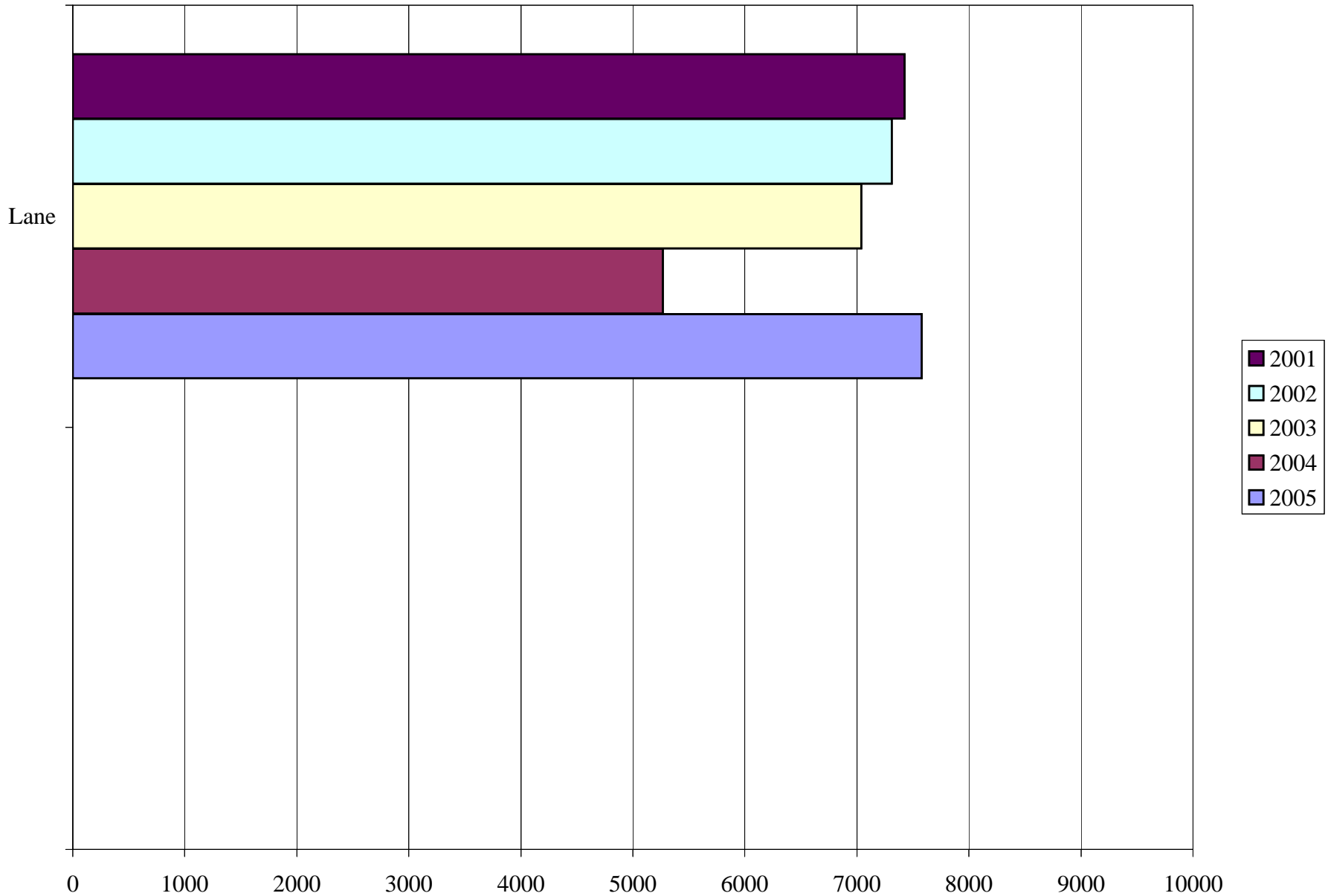


Food Handler Card Comparison, 2001-2005

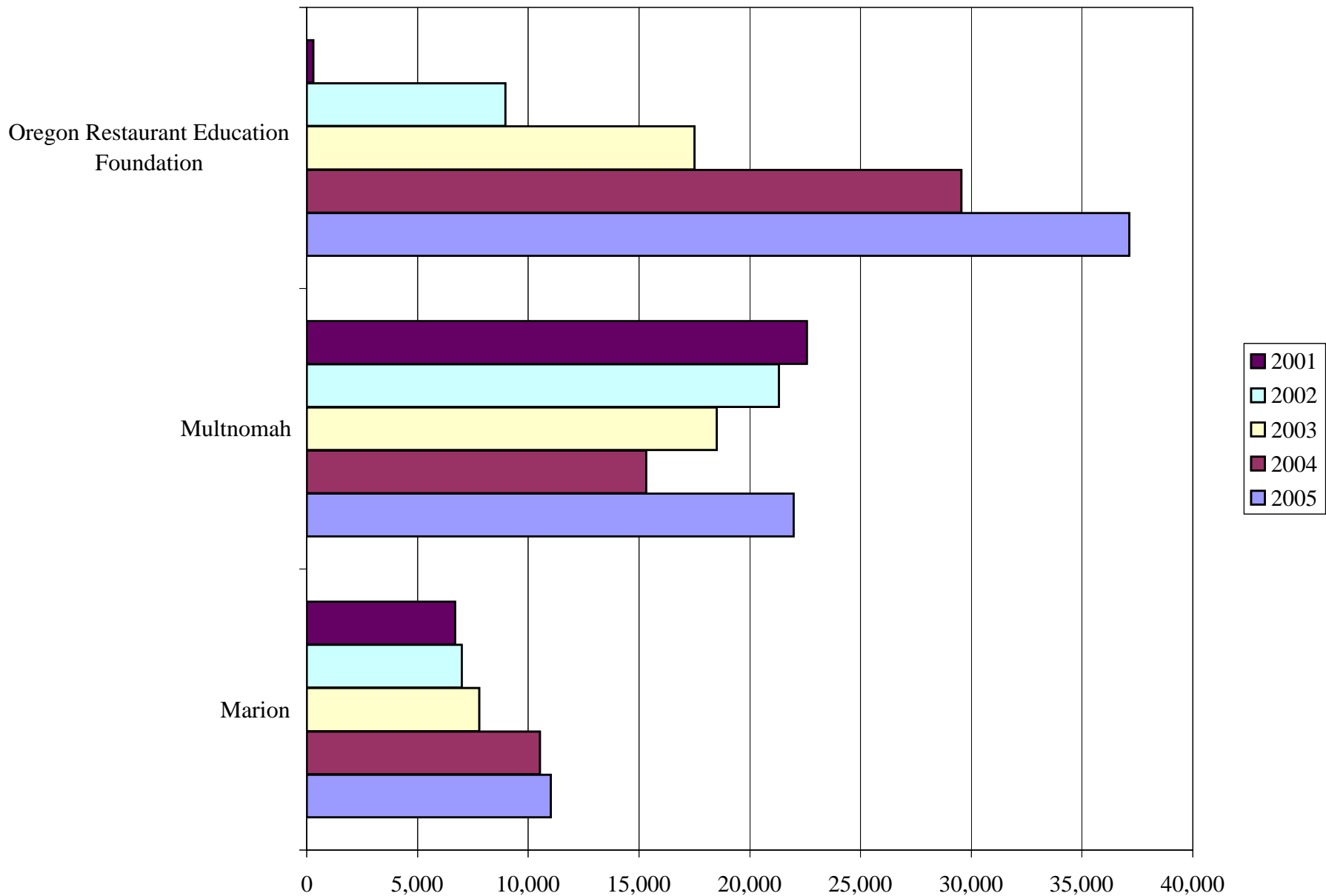
Counties and Approved Providers Issuing Under 5,000 Cards Per Year



**Food Handler Card Comparison, 2001-2005 Counties and Approved Providers Issuing
5,000-10,000 Cards Per Year**



Food Handler Card Comparison, 2001-2005
Counties and Approved Providers Issuing Over 10,000 Cards Per Year



Food Program-Food Handler Information

English

Spanish

Chinese

County	# Tests Taken	# Tests Passed	Avg Score	Test Version	# Tests Taken	# Tests Passed	Avg Score	Test Version	# Tests Taken	# Tests Passed	Avg Score	Test Version
Baker	132	130	91	1,2	*	*	*	*	*	*	*	*
Benton	*	*	*	*	*	*	*	*	*	*	*	*
Clackamas	1,219	1,021	78	1,2,3,4	459	247	66	2	14	9	66	2
Clatsop	418	418	*	*	11	11	*	*	*	*	*	*
Columbia	542	519	87	1,2,3,4	8	7	81	1	1	1	97	1
Coos	989	989	*	1,2,3,4	8	8	*	2	*	*	*	*
Crook	300	271	84	1,2,4	5	5	80	2	*	*	*	*
Curry	*	*	*	*	*	*	*	*	*	*	*	*
Deschutes	*	*	*	*	*	*	*	*	*	*	*	*
Douglas	1,374	1,314	88	1,2	34	30	83	*	*	*	*	*
Grant	21	21	95	1,3	*	*	*	*	*	*	*	*
Harney	16	16	85	1,2	*	*	*	*	*	*	*	*
Hood River	315	315		1,2,3,4	99	99	*	1,2	*	*	*	*
Jackson	3,925	3,722	88	1,2,3	406	292	75	1,2	9	9	100	2
Jefferson	*	*	*	*	*	*	*	*	*	*	*	*
Josephine	311	278	80	1,2,3,4	-	-	-	-	-	-	-	-
Klamath	458	432	90	1,2,3,4	7	7	83	*	*	*	*	*
Lane	7,167	7,030	93	1,2,3,4	372	285	81	2	33	18	88	2
Lincoln	*	*	*	*	*	*	*	*	*	*	*	*
Linn	574	545	80	2	34	22	75	2	-	-	-	-
Malheur	398	398	91	1,2,3,4	67	66	91	1,2	-	-	-	-
Marion	10,426	*	*	*	550	*	*	*	20	*	*	*
Multnomah	12,064	*	*	2	2,405	*	*	2	140	*	*	2
Polk	150	150	87	2	9	9	85	2	-	-	-	-
Tillamook	72	72	94		15	15	89		*	*	*	*
Umatilla	343	341	100	1	47	46	84	2	*	*	*	*
Wasco-Sherman-Gilliam	347	347	94	1	89	88	90	2	-	-	-	-
Washington	2,983	2,962	*	*	943	933	*	*	18	18	*	*
Wheeler	14	14	96	3	*	*	*	*	*	*	*	*
Yamhill	*	*	*	*	*	*	*	*	*	*	*	*
TOTALS	44,558	21,305			5,568	2,170			235	55		

*Data not submitted -Data not applicable

Food Program-Food Handler Information

Vietnamese

Russian


Korean

County	# Tests Taken	# Tests Passed	Avg Score	Test Version	# Tests Taken	# Tests Passed	Avg Score	Test Version	# Tests Taken	# Tests Passed	Avg Score	Test Version
Baker	-	-	-	-	-	-	-	-	-	-	-	-
Benton	*	*	*	*	*	*	*	*	*	*	*	*
Clackamas	1	1	100	2	3	2	84	2	7	7	91	2
Clatsop	*	*	*	*	*	*	*	*	*	*	*	*
Columbia	-	-	-	-	-	-	-	-	-	-	-	-
Coos	*	*	*	*	*	*	*	*	*	*	*	*
Crook	*	*	*	*	*	*	*	*	*	*	*	*
Curry	*	*	*	*	*	*	*	*	*	*	*	*
Deschutes	*	*	*	*	*	*	*	*	*	*	*	*
Douglas	*	*	*	*	*	*	*	*	*	*	*	*
Grant	*	*	*	*	*	*	*	*	*	*	*	*
Harney	*	*	*	*	*	*	*	*	*	*	*	*
Hood River	*	*	*	*	*	*	*	*	*	*	*	*
Jackson	-	-	-	-	-	-	-	-	-	-	-	-
Jefferson	*	*	*	*	*	*	*	*	*	*	*	*
Josephine	-	-	-	-	-	-	-	-	-	-	-	-
Klamath	*	*	*	*	*	*	*	*	*	*	*	*
Lane	1	0	65	2	1	1	85	2	5	2	84	2
Lincoln	*	*	*	*	*	*	*	*	*	*	*	*
Linn	-	-	-	-	-	-	-	-	2	*	*	2
Malheur	-	-	-	-	-	-	-	-	-	-	-	-
Marion	10	*	*	*	5	*	*	*	5	*	*	*
Multnomah	199	*	*	2	111	*	*	2	87	*	*	2
Polk	-	-	-	-	-	-	-	-	-	-	-	-
Tillamook	*	*	*	*	*	*	*	*	*	*	*	*
Umatilla	*	*	*	*	*	*	*	*	*	*	*	*
Wasco-Sherman-Gilliam	-	-	-	-	-	-	-	-	-	-	-	-
Washington	13	11	*	*	-	-	-	-	45	45	*	*
Wheeler	*	*	*	*	*	*	*	*	*	*	*	*
Yamhill	*	*	*	*	*	*	*	*	*	*	*	*
TOTALS	224	*			120	*			151	*		

-Data not applicable

*Data not submitted

Percentage of Food Handler Cards Issued in Each Language



Tourist Program-Licensed Facility Inspections

Pool/Spa

Organizational Camp

County	Inspections Conducted	Required Inspections	Percent Inspections Completed	Reinsp Conducted	Closures	Inspections Conducted	Required Inspections	Percent Inspections Completed
Baker	18	18	100%	2	0	-	-	-
Benton	98	99	99%	13	0	0	2	0%
Clackamas	523	523	100%	130	81	25	25	100%
Clatsop	150	149	101%	1	0	2	2	100%
Columbia	25	22	100%	6	*	3	6	50%
Coos	50	48	100%	1	0	5	5	100%
Crook	13	13	100%	9	5	-	-	-
Curry	33	33	100%	0	3	2	2	100%
Deschutes	309	343	90%	32	12	0	1	0%
Douglas	80	78	100%	4	0	4	6	67%
Grant	11	8	100%	5	3	0	2	0%
Harney	19	18	100%	2	5	0	2	0%
Hood River	33	33	100%	4	*	3	3	100%
Jackson	245	269	91%	18	3	17	10	100%
Jefferson	10	10	100%	3	3	5	5	100%
Josephine	50	55	91%	2	*	3	2	100%
Klamath	30	52	58%	6	3	7	5	100%
Lane	500	433	100%	64	*	18	16	100%
Lincoln	284	239	100%	36	*	4	3	100%
Linn	30	30	100%	3	*	-	-	-
Malheur	30	30	100%	3	*	-	-	-
Marion	336	288	100%	41	*	15	17	88%
Multnomah	800	810	99%	216	23	9	8	100%
Polk	41	41	100%	7	7	4	4	100%
Tillamook	59	43	100%	9	*	8	7	100%
Umatilla	0	86	0%	0	0	0	9	0%
Wasco-Sherman-Gilliam	25	25	100%	0	2	3	4	75%
Washington	916	893	100%	156	*	7	6	100%
Wheeler	-	-	-	-	-	2	2	100%
Yamhill	27	47	57%	0		3	6	50%
TOTALS	4,745	4,736	100%	773	150	149	160	93%

-Data not applicable

*Data not submitted

Tourist Program-Licensed Facility Inspections

Traveler's Accommodation

RV Park

County	Inspections Conducted	Required Inspections	Percent Inspections Completed	Inspections Conducted	Required Inspections	Percent Inspections Completed
Baker	8	8	100%	26	29	90%
Benton	15	14	100%	3	8	38%
Clackamas	49	46	100%	24	24	100%
Clatsop	78	55	100%	15	29	52%
Columbia	4	2	100%	16	22	73%
Coos	39	39	100%	71	72	99%
Crook	4	5	80%	20	20	100%
Curry	28	24	100%	107	109	98%
Deschutes	32	36	89%	17	22	77%
Douglas	28	28	100%	99	114	87%
Grant	12	12	100%	12	12	100%
Harney	6	6	100%	14	16	88%
Hood River	5	5	100%	3	3	100%
Jackson	29	50	58%	33	69	48%
Jefferson	11	11	100%	19	19	100%
Josephine	34	34	100%	48	41	100%
Klamath	34	25	100%	59	61	97%
Lane	109	53	100%	122	118	100%
Lincoln	145	61	100%	87	76	100%
Linn	20	10	100%	21	24	88%
Malheur	18	18	100%	28	29	97%
Marion	89	42	100%	45	39	100%
Multnomah	131	76	100%	24	24	100%
Polk	5	4	100%	18	18	100%
Tillamook	32	29	100%	62	62	100%
Umatilla	17	19	89%	0	56	0%
Wasco-Sherman-G	26	26	100%	14	19	74%
Washington	54	49	100%	21	20	100%
Wheeler	4	4	100%	5	5	100%
Yamhill	1	6	17%	4	10	40%
TOTALS	1067	797	100%	1037	1170	89%

Tourist Program-Licensing Fees

Traveler's Accommodation

County	0-10 units	11-25 units	26-50 units	51-75 units	76-100 units	101+ units	Org Camps
Baker	\$80	\$80	\$80	\$80	\$80	\$80	\$80
Benton	\$205	\$215	\$248	\$280	\$302	\$302+\$3.02/unit	\$215
Clackamas	\$110	\$130	\$150	\$150	\$150	\$150	\$220
Clatsop	\$60	\$60	\$60	\$60	\$60	\$60	\$60
Columbia	\$60	\$60	\$60	\$60	\$60	\$60	\$60
Coos	\$140	\$163	\$187	\$219	\$243	\$249+\$1/unit	\$319
Crook	\$60	\$60	\$60	\$60	\$60	\$60	\$60
Curry	\$297.00	\$351.00	\$414.45	\$467.10	\$585.90	\$585.90+4.50/unit	\$180.90
Deschutes	\$100	\$100	\$100	\$100	\$100	\$100	\$100
Douglas	\$110	\$110	\$110	\$110	\$110	\$110	\$110
Grant	\$60	\$60	\$60	\$60	\$60	\$60	\$60
Harney	\$60	\$60	\$60	\$60	\$60	\$60	\$60
Hood River	\$75	\$75	\$75	\$75	\$75	\$75	\$75
Jackson	\$105	\$105	\$125	\$190	\$255	\$255+\$1.80/unit	\$90
Jefferson	\$125	\$125	\$125	\$125	\$125	\$125	\$174
Josephine	\$50	\$50	\$75	\$100	\$130	\$130+\$1/unit	\$60
Klamath	\$134	\$134	\$165	\$232	\$299	\$299	\$155
Lane	\$164	\$164	\$229	\$284	\$339	\$339+\$2.5/unit	\$189
Lincoln	\$125.00	\$125.00	\$234.00	\$341.00	\$436.00	\$436+\$2.60/unit	\$70.00
Linn	\$225	\$275	\$325	\$375	\$375	\$375+\$1/unit	\$375
Malheur	\$80	\$80	\$80	\$80	\$80	\$80	\$80
Marion	\$165	\$180	\$225	\$325	\$450	\$500	\$280
Multnomah	\$220	\$220	\$255	\$315	\$330	\$330+\$1/unit	\$165
Polk	\$60+\$2/unit	\$60+\$2/unit	\$60+\$2/unit	\$160+\$1.5/unit	\$160+\$1.5/unit	\$235+\$1/unit	\$125
Tillamook	\$215	\$215	\$300	\$350	\$350	\$465+\$4.5/unit	\$175
Umatilla	\$65+\$2.20/unit	\$65+\$2.20/unit	\$65+\$2.20/unit	\$65+\$1.65/unit	\$65+\$1.65/unit	\$65+\$1.10/unit	\$65
Wasco-Sherman-Gilliam	\$60	\$60	\$60	\$60	\$60	\$60	\$60
Washington	\$102	\$102	\$102	\$153	\$205	\$256+\$2/unit	\$409
Wheeler	\$125	\$125	\$125	\$125	\$125	\$125	\$174
Yamhill	\$90+\$2.5/unit	\$90+\$2.5/unit	\$90+\$2.5/unit	\$90+\$2/unit	\$90+\$2/unit	\$90+\$1.5/unit	\$140

Tourist Program-Licensing Fees

County	Pool/Spa			RV Park					
	First Pool/Spa	Addit'l Pool/Spa	Seasonal Pool/Spa	0-10 spaces	11-25 spaces	26-50 spaces	51-75 spaces	76-100 spaces	101+ spaces
Baker	\$120	\$80	-	\$80+\$2/sp	\$80+\$2/sp	\$80+\$2/sp	\$80+\$1.5/sp	\$80+\$1.5/sp	\$80+\$1/sp
Benton	\$312	\$222	\$221	\$205	\$215	\$248	\$280	\$302	\$302+\$3.02/sp
Clackamas	\$255	\$205	\$165	\$110-\$120	\$130	\$150	\$150	\$150	\$150
Clatsop	\$100	\$60	-	\$60+\$2/sp	\$60+\$2/sp	\$60+\$2/sp	\$60+\$1.5/sp	\$60+\$1.5/sp	\$60+\$1/sp
Columbia	\$100	\$60	-	\$60+\$2/sp	\$60+\$2/sp	\$60+\$2/sp	\$60+\$1.5/sp	\$60+\$1.5/sp	\$60+\$1/sp
Coos	\$289	\$163	-	\$140	\$163	\$187	\$219	\$243	\$249+\$1/unit
Crook	\$125	\$75	-	\$60+\$2.5/sp	\$60+\$2.5/sp	\$60+\$2.5/sp	\$60+\$1.5/sp	\$60+\$1.5/sp	\$60+\$1/sp
Curry	\$467	\$286	-	\$297.00	\$351.00	\$414.45	\$467.10	\$585.90	\$585.90+4.5/unit
Deschutes	\$450	\$235	-	\$100	\$100	\$100	\$100	\$100	\$100
Douglas	\$200	\$110	-	\$110	\$110	\$160	\$210	\$210	\$260
Grant	\$100	\$60	-	\$60+\$2/sp	\$60+\$2/sp	\$60+\$2/sp	\$60+\$1.5/sp	\$60+\$1.5/sp	\$60+\$1/sp
Harney	\$100	\$60	-	\$60+\$2/sp	\$60+\$2/sp	\$60+\$2/sp	\$60+\$1.5/sp	\$60+\$1.5/sp	\$60+\$1/sp
Hood River	\$150	\$100	-	\$75+\$2/sp	\$75+\$2/sp	\$75+\$2/sp	\$75+\$1.5/sp	\$75+\$1.5/sp	\$75+\$1/sp
Jackson	\$320	\$320	\$225	\$165	\$165	\$190	\$220	\$260	\$300+\$1.80/sp
Jefferson	\$150	\$100	-	\$125	\$125	\$125	\$125	\$125	\$125
Josephine	\$100	\$60	-	\$60+\$2/sp	\$60+\$2/sp	\$60+\$2/sp	\$60+\$1.5/sp	\$60+\$1.5/sp	\$60+\$1/sp
Klamath	\$201	\$119	\$201	\$134	\$134	\$165	\$232	\$299	\$299
Lane	\$220	\$220	\$220	\$164	\$164	\$229	\$284	\$339	\$339+\$2.5/sp
Lincoln	\$239.00	\$170.00	-	\$125.00	\$125.00	\$234.00	\$341.00	\$436.00	\$436+\$2.6/sp
Linn	\$200	\$150	-	\$225	\$275	\$325	\$375	\$375	\$375+\$1/sp
Malheur	\$120	\$80	-	\$80+\$2/sp	\$80+\$2/sp	\$80+\$2/sp	\$80+\$1.5/sp	\$80+\$1.5/sp	\$80+\$1/sp
Marion	\$275	\$180	\$250	\$165	\$180	\$225	\$325	\$450	\$500
Multnomah	\$285	\$140	*	\$220	\$220	\$255	\$315	\$330	\$330+\$1/sp
Polk	\$200	\$150	-	\$60+\$2/sp	\$60+\$2/sp	\$60+\$2/sp	\$160+\$2/sp	\$160+\$2/sp	\$235+\$1/sp
Tillamook	\$355	\$135	\$355	\$215	\$215	\$300	\$350	\$350	\$465+\$4.5/sp
Umatilla	\$110	\$65	\$110	\$65+\$2.2/sp	\$65+\$2.2/sp	\$65+\$2.2/sp	\$65+\$1.65/sp	\$65+\$1.65/sp	\$65+\$1.1/sp
Wasco-Sherman-Gilliam	\$100	\$60	-	\$60+\$2/sp	\$60+\$2/sp	\$60+\$2/sp	\$60+\$1.5/sp	\$60+\$1.5/sp	\$60+\$1/sp
Washington	\$317	\$235	\$159	\$102	\$102	\$102	\$153	\$205	\$256+\$2/sp
Wheeler	\$150	\$100	-	\$125	\$125	\$125	\$125	\$125	\$125
Yamhill	\$291	\$146	\$146	\$90+\$2.5/sp	\$90+\$2.5/sp	\$90+\$2.5/sp	\$90+\$2/sp	\$90+\$2/sp	\$90+\$1.5/sp

Miscellaneous Plan Review Fees

County	B&B	Pool/Spa Plan Review & Construction	Pool/Spa Remodel	Plan Review New Org Camps
Baker	\$75	**	**	*
Benton	\$162	\$215	\$215	\$215
Clackamas	\$65	\$550	\$100	\$140
Clatsop	\$75	**	**	\$60
Columbia	\$75	**	**	\$60
Coos	\$165	**	**	\$150
Crook	\$75	**	**	*
Curry	\$351	\$743.85	\$743.85	\$351
Deschutes	*	\$330	\$330	*
Douglas	\$75	**	**	*
Grant	\$75	**	**	\$60
Harney	\$75	**	**	\$60
Hood River	\$50	**	**	*
Jackson	*	*	*	*
Jefferson	\$125	**	**	\$300
Josephine	\$75	**	**	\$75
Klamath	\$118	**	**	\$0
Lane	\$100	**	**	\$150
Lincoln	\$90.00	**	**	\$59
Linn	\$125	**	**	*
Malheur	\$75	**	**	*
Marion	\$150	\$400	\$400	\$300
Multnomah	*	\$885-\$1175	\$180	*
Polk	\$50	**	**	*
Tillamook	\$345	**	**	\$250
Umatilla	\$80	**	**	*
Wasco-Sherman-Gilliam	\$75	**	**	*
Washington	\$460	\$1,039	\$804	*
Wheeler	*	*	*	*
Yamhill	\$120	**	**	*

-Data not applicable

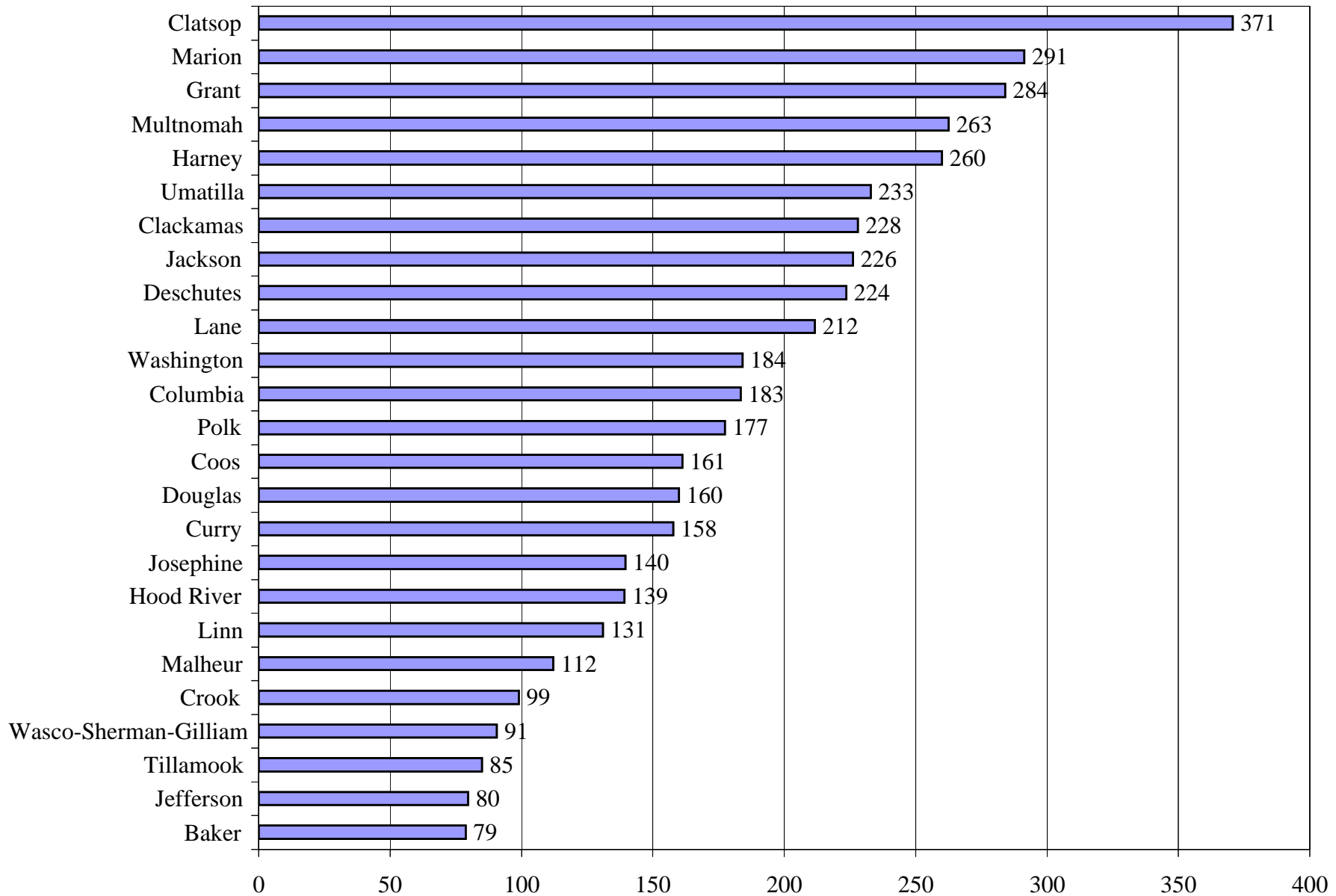
-Data not submitted

**Conducted by DHS, \$300

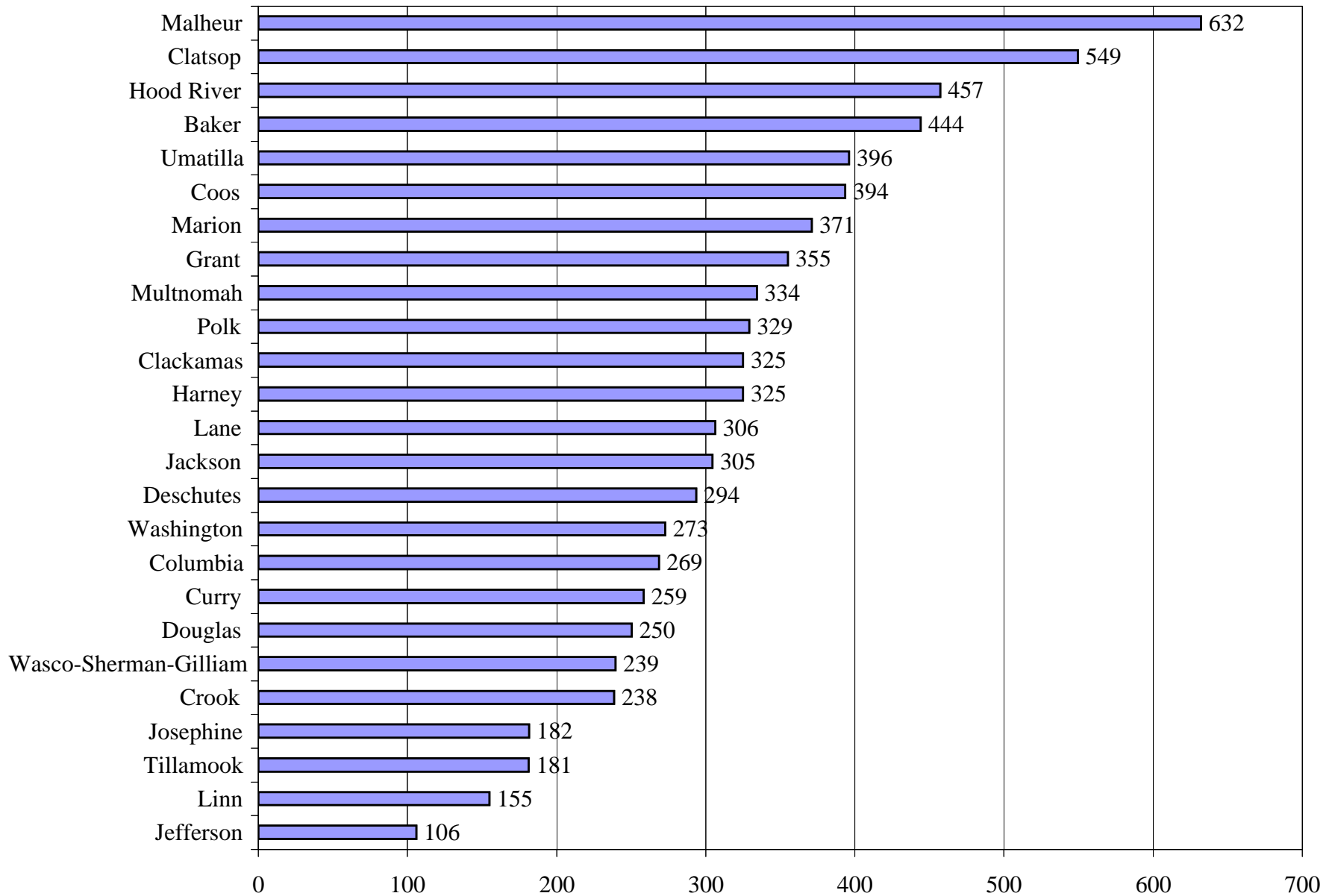
Staffing-Environmental Health Staff FTE Counts

County	Field FTE			Clerical Support FTE			EH Supervisor FTE			Totals
	Food	Pools/Spas	Tourist Facilities	Food	Pools/Spas	Tourist Facilities	Food	Pools/Spas	Tourist Facilities	
Baker	0.10	0.05	0.10	0.03	0.03	0.03	0.25	0.75	0.06	1.41
Benton	*	*	*	*	*	*	*	*	*	*
Clackamas	3.00	0.75	0.25	0.75	0.25	0.25	0.30	0.10	0.05	5.70
Clatsop	0.60	0.15	0.10	0.14	0.05	0.05	0.11	0.03	0.03	1.26
Columbia	0.60	0.05	0.05	0.05	0.05	0.03	0.10	0.05	0.05	1.03
Coos	0.84	0.03	0.08	0.63	0.01	0.03	0.60	0.03	0.07	2.32
Crook	0.25	0.04	0.10	0.25	0.02	0.05	0.15	0.03	0.05	0.94
Curry	0.61	0.05	0.28	0.23	0.02	0.10	0.16	0.02	0.08	1.54
Deschutes	2.75	0.40	0.20	0.80	0.20	0.05	*	*	*	4.40
Douglas	1.80	0.25	0.25	0.66	0.05	0.05	0.44	0.05	0.05	3.60
Grant	0.10	0.05	0.05	0.03	0.01	0.01	-	-	-	0.25
Harney	0.10	0.05	0.05	0.03	0.01	0.01	-	-	-	0.25
Hood River	0.33	0.01	0.01	0.38	0.01	0.01	0.38	0.01	0.01	1.15
Jackson	3.08	0.35	0.20	0.50	0.10	0.03	0.50	0.10	0.03	4.89
Jefferson	0.80	0.10	0.10	0.00	0.00	0.00	0.25	0.03	0.05	1.33
Josephine	1.50	0.30	0.20	0.20	0.05	0.05	0.20	0.05	0.05	2.60
Klamath	*	*	*	*	*	*	*	*	*	*
Lane	3.80	0.70	0.50	1.07	0.21	0.15	0.61	0.12	0.08	7.24
Lincoln	*	*	*	*	*	*	*	*	*	*
Linn	2.16	0.12	0.09	0.02	0.02	0.01	0.13	0.13	0.12	2.80
Malheur	0.10	0.05	0.10	0.03	0.03	0.03	0.25	0.75	0.06	1.41
Marion	2.70	0.20	0.20	0.20	0.15	0.05	0.25	0.10	0.10	3.95
Multnomah	10.30	0.82	0.20	2.20	0.17	0.03	0.63	0.05	0.01	14.41
Polk	0.45	0.05	0.05	0.25	0.03	0.03	0.10	0.03	0.03	1.02
Tillamook	1.00	0.40	0.10	0.20	0.10	0.10	0.30	0.50	0.50	3.20
Umatilla	0.90	0.00	0.10	0.40	0.00	0.10	0.15	0.00	0.05	1.70
Wasco-Sherman-Gilliam	0.60	0.08	0.08	0.25	0.10	0.10	0.40	0.20	0.20	2.01
Washington	5.60	1.23	0.20	1.58	0.30	0.08	1.16	0.20	0.06	10.41
Wheeler	*	*	*	*	*	*	*	*	*	*
Yamhill	*	*	*	*	*	*	*	*	*	*
Totals	44.07	6.28	3.64	10.89	1.98	1.43	7.42	3.33	1.79	80.82

Number of Facilities Per Program FTE by County Excluding Temporary Restaurants



Number of Facilities Per Field FTE by County Excluding Temporary Restaurants



Staffing-Environmental Health Salary Schedules-Monthly

County	EHS I	EHS II	EHS III	EHS Supervisor
Baker	\$2377-\$3145	\$2570-\$3400	-	\$3045-\$4030
Benton	*	*	*	*
Clackamas	\$2861-\$3605	\$3284-\$4162	-	\$4321-\$5834
Clatsop	*	*	*	*
Columbia	*	*	*	*
Coos	\$2330-\$2943	\$2523-\$3192	-	\$3119-\$3944
Crook	\$1738-\$2552	-	-	\$3349-\$4918*
Curry	\$2438-\$3112	-	-	\$2964-\$3782
Deschutes	\$3088-\$3760	\$3082-\$4160	\$3722-\$5000	*
Douglas	\$2486-\$3274	\$2926-\$3864	-	\$3919-\$5186
Grant	-	\$25/hour contract	-	-
Harney	-	\$25/hour contract	-	-
Hood River	\$2167-\$2976	\$2895-\$3935	-	\$2978-\$4501
Jackson	*	*	*	*
Jefferson	-	-	\$2816-\$3883	-
Josephine	\$2782-\$3834	-	-	\$3903-\$5222
Klamath	\$2480-\$3138	\$2734-\$3459	-	\$3323-\$4203
Lane	\$2829-\$3919	\$3203-\$4437	-	\$4099-\$5673
Lincoln	*	*	*	*
Linn	\$2438-\$3116	\$2825-\$3608	\$3270-\$4174	\$3956-\$5246
Malheur	\$2449-\$3240	\$2700-\$3572	-	\$3134-\$4147
Marion	\$2635-\$3896	\$2890-\$4272	\$3181-\$4706	\$4043-\$5690
Multnomah	\$3092-\$3805	\$3805-\$5589	-	\$4800-\$6720
Polk	\$2533-\$3081	\$2802-\$3535	\$3314-\$4034	\$3784-\$4604
Tillamook	\$2510-\$3203	\$2767-\$3531	-	\$3728-\$4758
Umatilla	\$3159	\$3402	-	*
Wasco-Sherman-Gilliam	\$3004-\$3653	\$3312-\$4028	-	\$3479-\$4231
Washington	\$3360-\$4107	\$3919-\$4763	\$4326-\$5258	\$5402-\$6567
Wheeler	*	*	*	*
Yamhill	\$2560-\$3366	\$2815-\$3664	\$3082-\$3975	-

*Data not submitted

-Data not applicable

*Supervisor responsible for Onsite and DWP