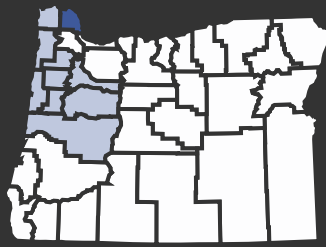


# COLUMBIA COUNTY



Population

52,377

Persons in Poverty

12.3 %

80.3 %

mammogram within past 2 years

among patients 50-74 years old, 2014-17; estimate is unadjusted to estimate the overall burden of disease in this county; interpret between counties with caution.

Source: Oregon Behavioral Risk Factors Surveillance System 2014-2017 county combined

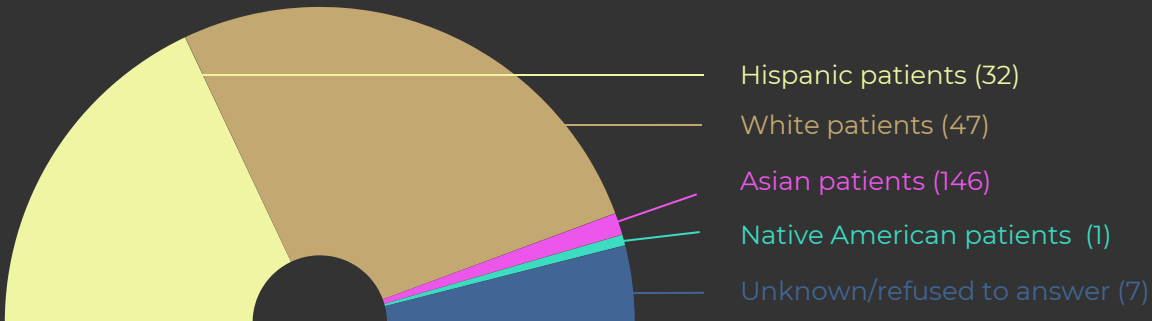
78.9 %

Pap test within past 3 years

among patients 21-65 years old with a cervix, 2014-17; estimate is age-adjusted and is comparable between counties.

Source: Oregon Behavioral Risk Factors Surveillance System 2014-2017 county combined; age-adjusted to the 2000 standard population.

## Race/ethnicity of ScreenWise participants in Columbia County



ScreenWise Program Years 2015 - 2019 | Graph Source: ScreenWise Program Data

### Females, ages 21 - 64 years, in Columbia County

5,313

### Number Uninsured

626

### Percent Uninsured


11.8 %

### Percent Uninsured served by ScreenWise, 2017

4.8 %

ScreenWise Program Year 2017 | Table Source: ScreenWise Program Data

## Active ScreenWise Providers in Columbia County



COLUMBIA HEALTH SERVICES