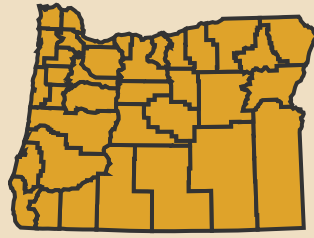


STATE of OREGON



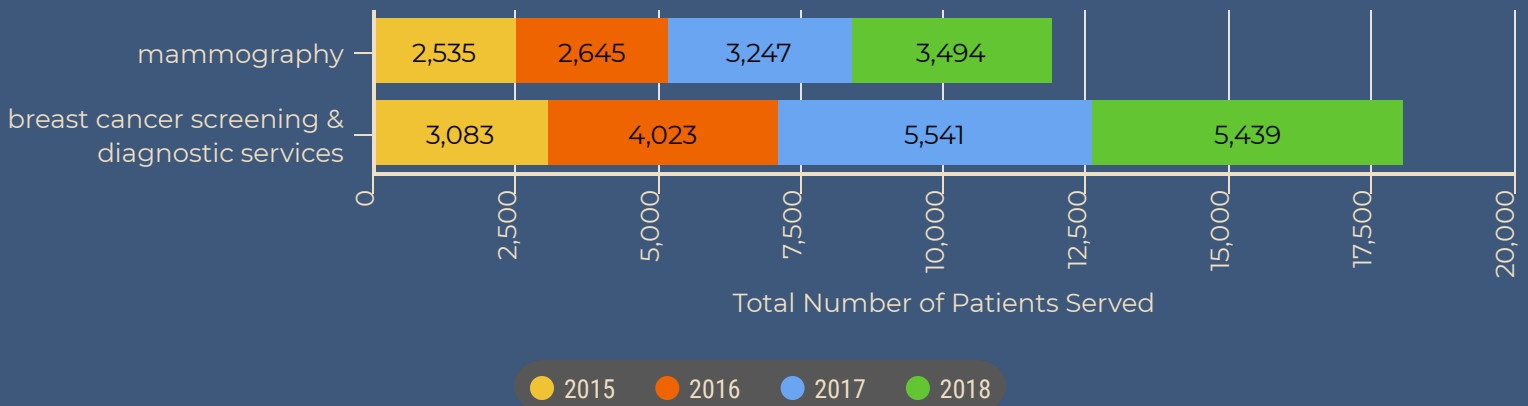
Population
4,190,713

Persons in Poverty
13.2 %

Statewide ScreenWise Program - at a glance

The Oregon ScreenWise Program works with a statewide network of providers who offer a variety of breast cancer, cervical cancer, and genetics services for uninsured and underinsured patients living in Oregon.

Breast Cancer Services Provided, PY 2015 - 2018



11,921
mammograms
provided

in program years 2015 - 2018

1,434

abnormal results

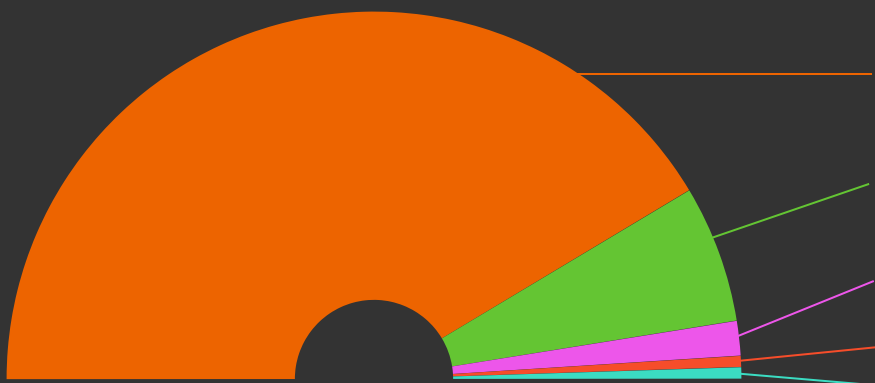
12% of mammograms provided resulted in an abnormal result

109

**breast cancers
detected**

in program years 2015 - 2018

Race/ethnicity of ScreenWise participants receiving mammograms ScreenWise Program Years 2015 - 2018 | Source: ScreenWise Program Data



Hispanic patients (79.5 %)

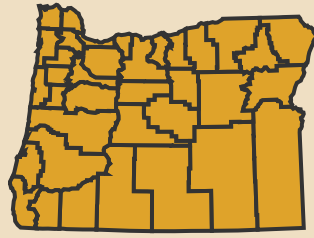
White patients (13.4 %)

Asian patients (2.9 %)

Black patients (0.4 %)

Native American patients (0.4 %)

STATE of OREGON



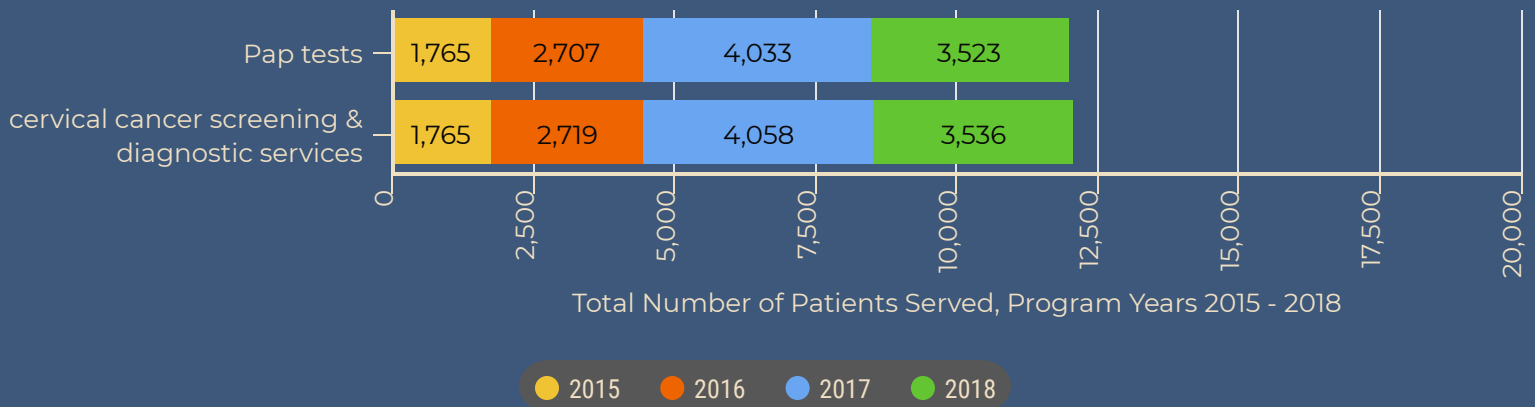
Population
4,190,713

Persons in Poverty
13.2 %

Statewide ScreenWise Program - at a glance

The Oregon ScreenWise Program works with a statewide network of providers who offer a variety of breast cancer, cervical cancer, and genetics services for uninsured and underinsured patients living in Oregon.

Cervical Cancer Services Provided, PY 2015 - 2018



12,028

Pap tests provided

in program years 2015 - 2018

316

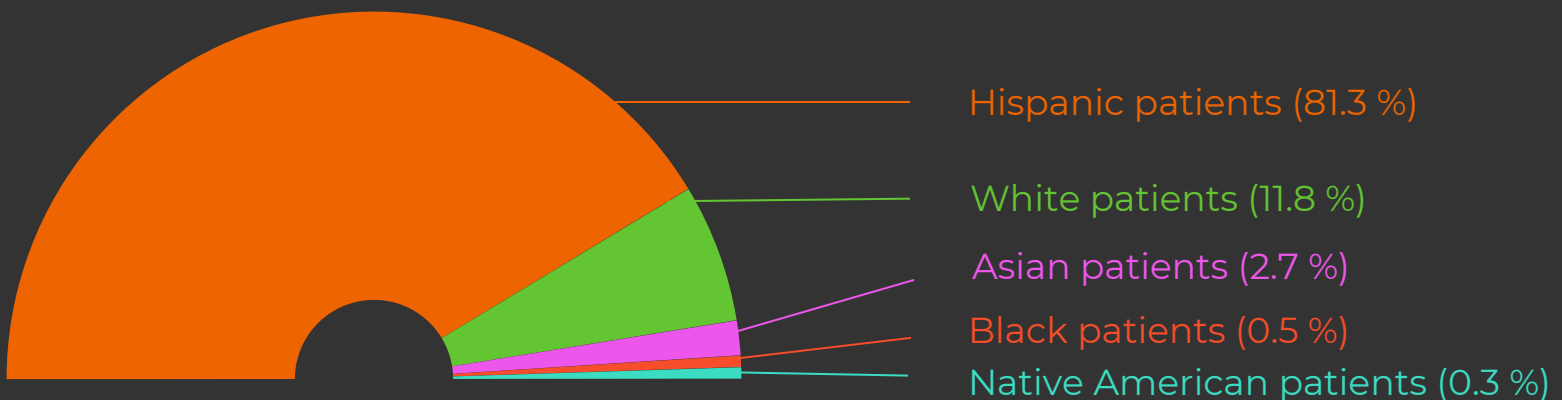
Pap tests with abnormal results

305

cervical cancers detected


including premalignant cervical lesions

Race/ethnicity of ScreenWise participants receiving Pap tests ScreenWise Program Years 2015 - 2018 | Source: ScreenWise Program Data



Sources & Notes

State-level Profiles - source breakdown



Population source: U.S. Census Bureau, Population Estimates Program (PEP), July 1, 2018, (V2018)

Persons in poverty source: U.S. Census Bureau, 2017 American Community Survey (ACS), 1-year estimates.

Note: Not comparable to other geographic-levels poverty estimates (i.e. county-level).

Breast/cervical cancer services provided, bar graph source: Centers for Disease Control ScreenWise Program Summary Data, FY 2015 - FY 2018.

Breast/cervical cancer screening, abnormal results, and cancers detected source: Centers for Disease Control ScreenWise Program Summary Data, FY 2015 - FY 2018.

Race/ethnicity of ScreenWise participants receiving mammograms/Pap tests source: Centers for Disease Control ScreenWise Program Summary Data, FY 2015 - FY 2018.

Note: Percents not comparable to other geographic-level race/ethnicity data (i.e. county-level).

For further information on source data, please [contact](#) ScreenWise Program help desk.