


Hood River County Data

Data to help understand how our county is doing and where we want to improve

Child Poverty Rate (Hood River County)¹



22% of children in Hood River County are living in poverty, compared to 23% of Oregon's children.

Pre-K Enrollment²

47%

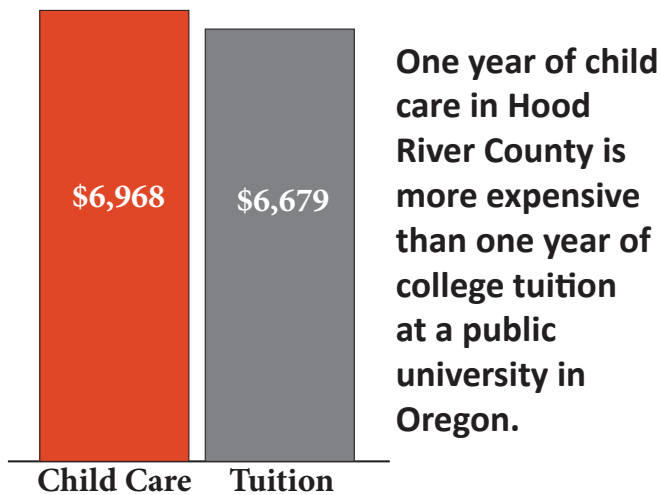
of Hood River County children (age 3 up to 5 years old), are enrolled in Pre-K programs. This is slightly higher than the statewide enrollment rate.



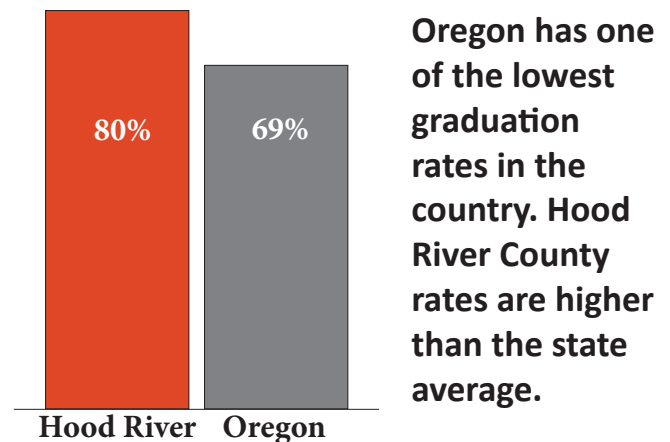
**Higher skill base at [age] 3 enhances the productivity of later investment...
When the initial base is substantially compromised, so are the returns to later investment.**

~ James Heckman, Nobel laureate.

Child Care v Tuition Costs³



High School Graduation Rates⁴



These data points were chosen because they are available on the county level. For more information about disparities in your area, the Children's First County Data book had an 'Opportunity Index' showing racial and ethnic disparities.

¹ U.S. Census Bureau. "CP03: Selected Economic Characteristics." 2012 American Community Survey 1-Year Estimates. American FactFinder. Cited in Children First for Oregon, Status of Oregon's Children: County Data Book 2014.

² 2012 U.S. Census Bureau. "S1401: School Enrollment." 2012 American Community Survey 5-Year Estimates. American FactFinder. Cited in Children First for Oregon, Status of Oregon's Children: County Data Book 2014.

³ [Median annual child care cost]: 2012 county-level cost of childcare from Grobe, D. & Weber, R. 2012 Oregon Child Care Market Price Study. [Average undergraduate tuition for 2011-2012 academic year]: Oregon University System website. Cited in: Child Care and Education in Oregon and its Counties: 2012. Oregon Childcare Research Partnership, Oregon State University.

⁴ U.S Department of Education, Regulatory "Adjusted Cohort Graduation Rate, All Students: 2012-2013". ED Data Express.