



**Archive Oregon Psilocybin Services (OPS) Dashboard Page:**  
**2025 Q2** (*April 1, 2025 to June 30, 2025*)

This document contains screenshots of the OPS Data Dashboard for Q2-2025 (April 1, 2025 to June 30, 2025). The purpose of this document is to archive and make previously published dashboard pages available to the public. When text is presented which must be scrolled to access on the reports, there will be multiple screenshots of that page to capture the full text from the dashboard page.

Please contact [OHA.Psilocybin@oha.oregon.gov](mailto:OHA.Psilocybin@oha.oregon.gov) with any questions about the dashboard or general inquiries about OPS.



## Oregon Psilocybin Services Data Dashboard Licensing Page

Version 1.9

### Overview

OPS first began accepting applications for Facilitator, Manufacturer, Service Center, and Laboratory licenses and Worker Permits on January 1, 2023. For more information about specific license types, please visit the [OPS homepage](#).

This page was created to present licensing data as directed in ORS 475A.374, including the number of licenses issued by license type (1a), number of applications submitted by license type (1b), and the number of denials and reasons for denials (1b).

### Licensing Tables

The Licensing Tables include data on the total number of applications received by OPS, the number of licenses issued (approved status), and the total number of license denials, all by license type. All denials are final orders which are posted to the [Oregon Psilocybin Services – Final Orders webpage](#). Detailed information about reasons for denials can be found in the OPS rules [333-333-4130](#). Licensing Tables also include the number of license renewals, by license type.

### Training Program Tables

Psilocybin training programs must have their curriculum approved by Oregon Psilocybin Services (OPS) and they must be licensed by the Higher Education Coordinating Commission (HECC) or receive a determination from HECC that a license is not required. Training Program tables present data regarding Training Program curriculum approvals. To see a list of approved training programs, visit the [Current Active Psilocybin Training Programs](#) page.

### View Current Data vs Historical Totals

Without adjusting the date slider, the tables will display the current licensing totals for OPS by default. If you are interested in viewing licensing values for a specific date or date range, adjust the dates on the date slider and the data displayed on the page will adjust to show historical totals for the specified dates.



## Oregon Psilocybin Services Data Dashboard Licensing Page

Version 1.9

### Methods and Limitations

#### Licensing Method

Statuses on this page directly reflect statuses in the Training program, Licensing, and Compliance (TLC) system which are updated by OPS staff. See the Key on each data table page for descriptions of each status included.

Table 1 of the Licensing Tables charts the submission, review, and approval of license and permit applications to OPS. Statuses presented do not include applications which have been submitted but have not yet begun to be reviewed or assigned to OPS staff members. Table 2 of the Licensing Tables presents data on licenses and permits once approvals have been issued and following them until expiration, renewal, or administrative action.

#### Licensing Limitations

Statuses will appear on the licensing tables once at least one license holds that status. Licenses that are "renewed" status will also have "approved" status, therefore the totals will only count a renewed license as a single license in the tables on this page.

TLC development is ongoing and its functionality has been evolving which is reflected in the data. Certain development was not available in 2023 when applications for licenses began. Internal licensing and compliance processes have also developed over time and new legislative and rule changes will have an impact on license and applications statuses and timelines from the start of the program to present day. Keep these considerations in mind when viewing historical totals using the date slider. All updates to TLC that impact data in the present report will be noted here as they are made as changes made to the system will not retroactively apply to the data.

OPS does not track the lifecycle of a specific license but instead tracks the number of licenses which have been in a specific status.

Please note that many licenses were issued in 2024 therefore renewals for those licenses are not expected until 2025.



## Oregon Psilocybin Services Data Dashboard Licensing Page

Version 1.9

Programs presented may keep some information in time when training information starts using the data system in 2025. Any impact data in the present report will be noted here as they are made as changes made to the system will not retroactively apply to the data.

OPS does not track the lifecycle of a specific license but instead tracks the number of licenses which have been in a specific status.

Please note that many licenses were issued in 2024 therefore renewals for those licenses are not expected until 2025.

### Training Program Curriculum Approval Method

Under ORS 475A, psilocybin facilitator training programs must receive curriculum approval through OPS. Training programs may also be subject to licensure, exemption, and regulation through the Higher Education Coordinating Commission (HECC). For more information, please visit the [OPS Training Program Information webpage](#).

Table 1 of the Training Program Curriculum Approval Tables charts the submission, review, and approval of training program curriculum approval applications to OPS. Statuses presented do not include applications which have been submitted but have not yet begun to be reviewed or assigned to OPS staff members. Table 2 of the Training Program Curriculum Approval Tables presents data on training program curriculum approvals once approvals have been issued and following them until expiration, renewal, or administrative action.

### Training Program Curriculum Approval Limitations

Statuses will appear on the training program tables once at least one application for training program curriculum approval holds that status.

Beginning January 1, 2025, the term for training program curriculum approval has been changed from five years to one year. This change is not retroactive. For applications approved prior to January 1, 2025, training program curriculum approval still has a term of five years from the date of initial approval.

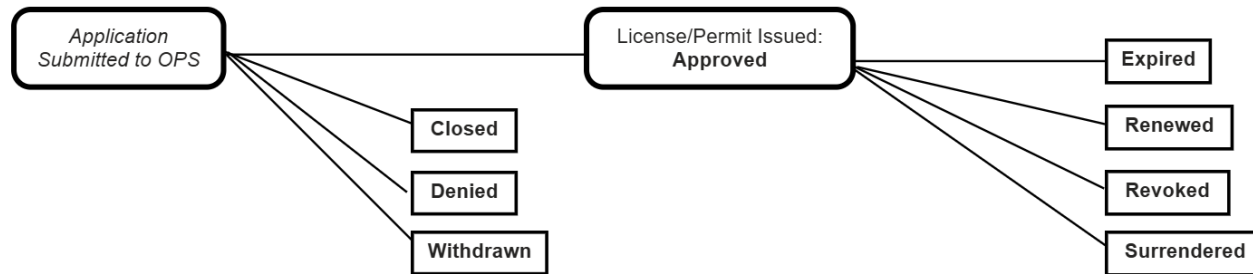




## Oregon Psilocybin Services Data Dashboard Licensing Page

Version 1.9

### OPS Application Status Diagram



**Note.** This diagram shows the possible statuses an Oregon Psilocybin Services application or license could hold and includes all of the statuses displayed in the Licensing Tables.

#### Key:

**Approved:** means a license has been issued to the applicant. Once a license has been issued, the licensee may begin exercising the privileges of the license for the duration of one year from the approval date.

**Closed:** a license application that has been closed due to incomplete status.

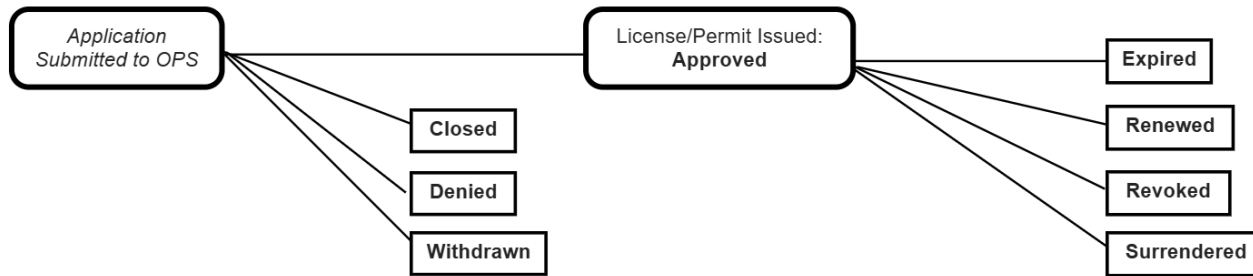
**Denied:** a final order has been issued that denies the license



## Oregon Psilocybin Services Data Dashboard Licensing Page

Version 1.9

### OPS Application Status Diagram



**Note.** This diagram shows the possible statuses an Oregon Psilocybin Services application or license could hold and includes all of the statuses displayed in the Licensing Tables.

application.

**Withdrawn:** a license application that has been withdrawn by the applicant.

**Expired:** a license that has expired and is no longer valid.

**Renewed:** a renewal license that has been issued.

**Revoked:** a final order has been issued that revokes a license, permit, or training program curriculum approval.

**Surrendered:** a license has been surrendered by a licensee and is no longer valid. OPS must approve requests for surrender.



## Oregon Psilocybin Services Data Dashboard Licensing Page

Version 1.9

### Licensing Tables

**Table 1. Applications:** Total Number of License and Worker Permit Applications Submitted by Type and Status

License Type	Approved	Closed	Denied	Withdrawn
Facilitator	315	53	1	3
Laboratory	1			
Manufacturer	11	15		7
Service Center	24	16	2	2
Worker Permit	866	215		5
<b>Total</b>	<b>1217</b>	<b>299</b>	<b>3</b>	<b>17</b>

**Note.** Values in Table 1 represent the total number of applications in the displayed status during the dates on the date slider.

**Table 2. Licenses and Permits:** Total Number of Licenses and Worker Permits by Type and Status

License Type	Approved	Expired	Renewed	Surrendered
Facilitator	315	182	230	8
Laboratory	1	1	1	
Manufacturer	11	3	8	5
Service Center	24	5	26	6
Worker Permit	866			6
<b>Total</b>	<b>1217</b>	<b>191</b>	<b>265</b>	<b>25</b>

**Note.** Values in Table 2 represent the total number of individual licenses in the displayed status during the dates on the date slider. Please keep in mind that a license can be in multiple statuses simultaneously or over time (e.g., approved and renewed), therefore total counts across each license type will potentially be greater than the total number of individual licenses issued.

### Date

1/2/2023 6/30/2025



Values displayed on this page represent totals for the date range displayed on the date slider.

### License Type

- ☐ Facilitator  
☐ Laboratory  
☐ Manufacturer  
☐ Service Center  
☐ Worker Permit

OPS does not track the lifecycle of a specific license but instead tracks the number of licenses which have been in a specific status.

### Key:

**Applicant:** an individual or entity who applies for a license or permit under ORS chapter 475A.

**Licensee:** an individual entity that has been issued a license under ORS chapter 475A.

**Facilitator:** licensed individual who support clients through a non-directive approach to psilocybin services, including



## Oregon Psilocybin Services Data Dashboard Licensing Page

Version 1.9

### Licensing Tables

**Table 1. Applications:** Total Number of License and Worker Permit Applications Submitted by Type and Status

License Type	Approved	Closed	Denied	Withdrawn
Facilitator	315	53	1	3
Laboratory	1			
Manufacturer	11	15		7
Service Center	24	16	2	2
Worker Permit	866	215		5
<b>Total</b>	<b>1217</b>	<b>299</b>	<b>3</b>	<b>17</b>

**Note.** Values in Table 1 represent the total number of applications in the displayed status during the dates on the date slider.

**Table 2. Licenses and Permits:** Total Number of Licenses and Worker Permits by Type and Status

License Type	Approved	Expired	Renewed	Surrendered
Facilitator	315	182	230	8
Laboratory	1	1	1	
Manufacturer	11	3	8	5
Service Center	24	5	26	6
Worker Permit	866			6
<b>Total</b>	<b>1217</b>	<b>191</b>	<b>265</b>	<b>25</b>

**Note.** Values in Table 2 represent the total number of individual licenses in the displayed status during the dates on the date slider. Please keep in mind that a license can be in multiple statuses simultaneously or over time (e.g., approved and renewed), therefore total counts across each license type will potentially be greater than the total number of individual licenses issued.

### Date

1/2/2023 6/30/2025



Values displayed on this page represent totals for the date range displayed on the date slider.

### License Type

- ☐ Facilitator
- ☐ Laboratory
- ☐ Manufacturer
- ☐ Service Center
- ☐ Worker Permit

OPS does not track the lifecycle of a specific license but instead tracks the number of licenses which have been in a specific status.

psilocybin services, including preparation, administration, and integration sessions.

**Laboratory:** the licensed premises that tests psilocybin products for species identification, product potency, and solvent testing.

**Manufacturer:** the licensed premises where indoor cultivation or processing of



## Oregon Psilocybin Services Data Dashboard Licensing Page

Version 1.9

### Licensing Tables

**Table 1. Applications:** Total Number of License and Worker Permit Applications Submitted by Type and Status

License Type	Approved	Closed	Denied	Withdrawn
Facilitator	315	53	1	3
Laboratory	1			
Manufacturer	11	15		7
Service Center	24	16	2	2
Worker Permit	866	215		5
<b>Total</b>	<b>1217</b>	<b>299</b>	<b>3</b>	<b>17</b>

**Note.** Values in Table 1 represent the total number of applications in the displayed status during the dates on the date slider.

**Table 2. Licenses and Permits:** Total Number of Licenses and Worker Permits by Type and Status

License Type	Approved	Expired	Renewed	Surrendered
Facilitator	315	182	230	8
Laboratory	1	1	1	
Manufacturer	11	3	8	5
Service Center	24	5	26	6
Worker Permit	866			6
<b>Total</b>	<b>1217</b>	<b>191</b>	<b>265</b>	<b>25</b>

**Note.** Values in Table 2 represent the total number of individual licenses in the displayed status during the dates on the date slider. Please keep in mind that a license can be in multiple statuses simultaneously or over time (e.g., approved and renewed), therefore total counts across each license type will potentially be greater than the total number of individual licenses issued.

### Date

1/2/2023 6/30/2025



Values displayed on this page represent totals for the date range displayed on the date slider.

### License Type

- ☐ Facilitator
- ☐ Laboratory
- ☐ Manufacturer
- ☐ Service Center
- ☐ Worker Permit

OPS does not track the lifecycle of a specific license but instead tracks the number of licenses which have been in a specific status.

cultivation or processing of natural psilocybin products takes place.

**Service Center:** the licensed premises where administration sessions take place and the only location where clients can legally purchase and consume psilocybin in Oregon.

**Worker Permit:** permitted individuals who perform work for.

121%





## Oregon Psilocybin Services Data Dashboard Licensing Page

Version 1.9

### Licensing Tables

**Table 1. Applications:** Total Number of License and Worker Permit Applications Submitted by Type and Status

License Type	Approved	Closed	Denied	Withdrawn
Facilitator	315	53	1	3
Laboratory	1			
Manufacturer	11	15		7
Service Center	24	16	2	2
Worker Permit	866	215		5
<b>Total</b>	<b>1217</b>	<b>299</b>	<b>3</b>	<b>17</b>

**Note.** Values in Table 1 represent the total number of applications in the displayed status during the dates on the date slider.

**Table 2. Licenses and Permits:** Total Number of Licenses and Worker Permits by Type and Status

License Type	Approved	Expired	Renewed	Surrendered
Facilitator	315	182	230	8
Laboratory	1	1	1	
Manufacturer	11	3	8	5
Service Center	24	5	26	6
Worker Permit	866			6
<b>Total</b>	<b>1217</b>	<b>191</b>	<b>265</b>	<b>25</b>

**Note.** Values in Table 2 represent the total number of individual licenses in the displayed status during the dates on the date slider. Please keep in mind that a license can be in multiple statuses simultaneously or over time (e.g., approved and renewed), therefore total counts across each license type will potentially be greater than the total number of individual licenses issued.

### Date

1/2/2023 6/30/2025



Values displayed on this page represent totals for the date range displayed on the date slider.

### License Type

- ☐ Facilitator  
☐ Laboratory  
☐ Manufacturer  
☐ Service Center  
☐ Worker Permit

OPS does not track the lifecycle of a specific license but instead tracks the number of licenses which have been in a specific status.

or on behalf of, a licensee who hold a valid permit issued by OHA.

**Approved:** means a license has been issued to the applicant. Once a license has been issued, the licensee may begin exercising the privileges of the license for the duration of one year from the approval date.

**Closed:** a license application



## Oregon Psilocybin Services Data Dashboard Licensing Page

Version 1.9

### Licensing Tables

**Table 1. Applications:** Total Number of License and Worker Permit Applications Submitted by Type and Status

License Type	Approved	Closed	Denied	Withdrawn
Facilitator	315	53	1	3
Laboratory	1			
Manufacturer	11	15		7
Service Center	24	16	2	2
Worker Permit	866	215		5
<b>Total</b>	<b>1217</b>	<b>299</b>	<b>3</b>	<b>17</b>

**Note.** Values in Table 1 represent the total number of applications in the displayed status during the dates on the date slider.

**Table 2. Licenses and Permits:** Total Number of Licenses and Worker Permits by Type and Status

License Type	Approved	Expired	Renewed	Surrendered
Facilitator	315	182	230	8
Laboratory	1	1	1	
Manufacturer	11	3	8	5
Service Center	24	5	26	6
Worker Permit	866			6
<b>Total</b>	<b>1217</b>	<b>191</b>	<b>265</b>	<b>25</b>

**Note.** Values in Table 2 represent the total number of individual licenses in the displayed status during the dates on the date slider. Please keep in mind that a license can be in multiple statuses simultaneously or over time (e.g., approved and renewed), therefore total counts across each license type will potentially be greater than the total number of individual licenses issued.

### Date

1/2/2023 6/30/2025



Values displayed on this page represent totals for the date range displayed on the date slider.

### License Type

- ☐ Facilitator
- ☐ Laboratory
- ☐ Manufacturer
- ☐ Service Center
- ☐ Worker Permit

OPS does not track the lifecycle of a specific license but instead tracks the number of licenses which have been in a specific status.

**Closed:** a license application that has been closed due to incomplete status.

**Denied:** a final order has been issued that denies the license application.

**Withdrawn:** a license application that has been withdrawn by the applicant.

**Expired:** a license that has expired and is no longer valid



## Oregon Psilocybin Services Data Dashboard Licensing Page

Version 1.9

### Licensing Tables

**Table 1. Applications:** Total Number of License and Worker Permit Applications Submitted by Type and Status

License Type	Approved	Closed	Denied	Withdrawn
Facilitator	315	53	1	3
Laboratory	1			
Manufacturer	11	15		7
Service Center	24	16	2	2
Worker Permit	866	215		5
<b>Total</b>	<b>1217</b>	<b>299</b>	<b>3</b>	<b>17</b>

**Note.** Values in Table 1 represent the total number of applications in the displayed status during the dates on the date slider.

**Table 2. Licenses and Permits:** Total Number of Licenses and Worker Permits by Type and Status

License Type	Approved	Expired	Renewed	Surrendered
Facilitator	315	182	230	8
Laboratory	1	1	1	
Manufacturer	11	3	8	5
Service Center	24	5	26	6
Worker Permit	866			6
<b>Total</b>	<b>1217</b>	<b>191</b>	<b>265</b>	<b>25</b>

**Note.** Values in Table 2 represent the total number of individual licenses in the displayed status during the dates on the date slider. Please keep in mind that a license can be in multiple statuses simultaneously or over time (e.g., approved and renewed), therefore total counts across each license type will potentially be greater than the total number of individual licenses issued.

### Date

1/2/2023 6/30/2025



Values displayed on this page represent totals for the date range displayed on the date slider.

### License Type

- ☐ Facilitator
- ☐ Laboratory
- ☐ Manufacturer
- ☐ Service Center
- ☐ Worker Permit

OPS does not track the lifecycle of a specific license but instead tracks the number of licenses which have been in a specific status.

**expired** and is no longer valid.

**Renewed:** a renewal license that has been issued.

**Revoked:** a final order has been issued that revokes a license, permit, or training program curriculum approval.

**Surrendered:** a license has been surrendered by a licensee and is no longer valid. OPS must approve requests for surrender.





## Oregon Psilocybin Services Data Dashboard Licensing Page

Version 1.9

### All Time Licensing Totals

#### All Time Totals:

OPS does not track the lifecycle of a specific license but instead tracks the number of licenses which have been in a specific status. These values represent the total number of individual licenses and permits for the dates displayed on the date slider. Select a license type from the menu on the right side of the page to view totals for a specific license type.

**541**

Total Licenses All Time

**872**

Total Worker Permits All Time

#### Date

1/2/2023

6/30/2025



Values displayed on this page represent totals for the date range displayed on the date slider.

#### License Type

- ☐ Facilitator
- ☐ Laboratory
- ☐ Manufacturer
- ☐ Service Center
- ☐ Worker Permit

OPS does not track the lifecycle of a specific license but instead tracks the number of licenses which have been in a specific status.

#### Key:

**Facilitator:** licensed individual who support clients through a non-directive approach to psilocybin services, including preparation, administration, and integration sessions.

**Laboratory:** the licensed premises that tests psilocybin products for species



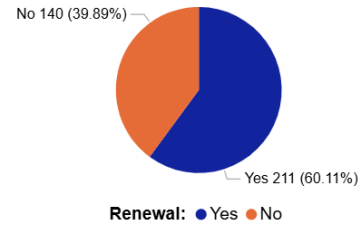
## Oregon Psilocybin Services Data Dashboard Licensing Page

Version 1.9

**Table 1.** Approved Licenses by Renewal Status

License Type	No	Yes	Total
Facilitator	132	183	315
Laboratory		1	1
Manufacturer	5	6	11
Service Center	3	21	24
<b>Total</b>	<b>140</b>	<b>211</b>	<b>351</b>

**Figure 1.** Approved Licenses by Renewal Status  
Number of Approved Licenses by Renewal Status



Date

1/2/2023

6/30/2025



Values displayed on this page represent totals for the date range displayed on the date slider.

License Type

- ☐ Facilitator
- ☐ Laboratory
- ☐ Manufacturer
- ☐ Service Center

OPS does not track the lifecycle of a specific license but instead tracks the number of licenses which have been in a specific status.

### Key:

**Applicant:** an individual or entity who applies for a license or permit under ORS chapter 475A.

**Licensee:** an individual entity that has been issued a license under ORS chapter 475A.

**Facilitator:** licensed individual who support clients through a non-directive approach to psilocybin services, including preparation, administration, and

**Note.** Totals on this page reflect a breakdown of currently approved licenses by license type and whether they are renewals or initial applications to OPS. If a license is not a renewal, it is an initial application. There may be instances where a licensee lets their license expire without renewing and later applies for and is issued a new license with OPS. When this happens, this scenario may be represented as two separate licenses, one expired and one approved license. OPS does not track the lifecycle of a specific license but instead tracks the number of licenses which have been in a specific status in our TLC system.

Any worker permits issued before January 1, 2025 will have a five year approval period. Any worker permit that received approval on or after January 1, 2025 will have a one year approval period. Worker permits issued before January 1, 2025 are expected to renew as early as 2026.



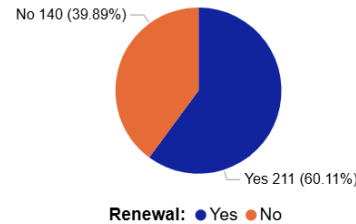
## Oregon Psilocybin Services Data Dashboard Licensing Page

Version 1.9

**Table 1.** Approved Licenses by Renewal Status

License Type	No	Yes	Total
Facilitator	132	183	315
Laboratory		1	1
Manufacturer	5	6	11
Service Center	3	21	24
<b>Total</b>	<b>140</b>	<b>211</b>	<b>351</b>

**Figure 1.** Approved Licenses by Renewal Status  
Number of Approved Licenses by Renewal Status



### Date

1/2/2023 6/30/2025



Values displayed on this page represent totals for the date range displayed on the date slider.

### License Type

- ☐ Facilitator
- ☐ Laboratory
- ☐ Manufacturer
- ☐ Service Center

OPS does not track the lifecycle of a specific license but instead tracks the number of licenses which have been in a specific status.

### Key:

**Applicant:** an individual or entity who applies for a license or permit under ORS chapter 475A.

**Licensee:** an individual entity that has been issued a license under ORS chapter 475A.

**Facilitator:** licensed individual who support clients through a non-directive approach to psilocybin services, including preparation, administration, and

approved license. OPS does not track the lifecycle of a specific license but instead tracks the number of licenses which have been in a specific status in our TLC system.

Any worker permits issued before January 1, 2025 will have a five year approval period. Any worker permit that received approval on or after January 1, 2025 will have a one year approval period. Worker permits issued before January 1, 2025 are expected to renew as early as 2026.

Any training program curriculum that received approval before January 1, 2025 will have a five year approval period. Any training program curriculum that received approval on or after January 1, 2025 will have a one year approval period. Training programs that received curriculum approval before January 1, 2025 are expected to renew as early as 2026.



## Oregon Psilocybin Services Data Dashboard Licensing Page

Version 1.9

### Licensing Denials and Reasons for Denial Tables: All Time Totals

**Table 1. All Time Total Denials:** Total Number of Licenses Denials by License Type *(Beginning January 1, 2023)*

License Type	Number of License Denials
Service Center	2

**Table 2. All Time Total Denial Reasons:** Reasons for License Denial *(Beginning January 1, 2023)*

Disqualifying convictions	Does not have a good record of compliance	Facilitator is not an individual person	Failed premises inspection	Financial interest in multiple licenses	
0	0	0	1	0	
Has made false statements to the authority	Has not completed required education or training	Has not demonstrated financial responsibility	Has not passed required examination		
0	0	0	0		
Is in the habit of using alcohol or controlled substances to excess	Is not the legitimate owner of the premises	Laboratory accreditation	Land use compatibility statement		
0	0	0	0		
Located on state or federal land	No landlord consent	Proposed licensed premises is not contiguous	Proposed premises is in a prohibited location	School proximity	Under 21 years of age
0	0	0	0	1	

#### Key:

**Applicant:** an individual or entity who applies for a license or permit under ORS chapter 475A.

**Licensee:** an individual entity that has been issued a license under ORS chapter 475A.

**Facilitator:** licensed individual who support clients through a non-directive approach to psilocybin services, including preparation, administration, and integration sessions.

**Laboratory:** the licensed premises that tests psilocybin products for species identification, product potency, and solvent testing.

**Manufacturer:** the licensed premises where indoor cultivation or processing of natural psilocybin products takes place.

**Service Center:** the licensed premises where administration sessions take place and the only



## Oregon Psilocybin Services Data Dashboard Licensing Page

Version 1.9

### Licensing Denials and Reasons for Denial Tables: 2025 Q2

**Table 1.** Total Number of Licenses Denials by License Type: 2025 Q2 (April 1, 2025 to June 30, 2025)

Number of License Denials
0

**Table 2.** Reasons for License Denial: 2025 Q2 (April 1, 2025 to June 30, 2025)

Disqualifying convictions	Does not have a good record of compliance	Facilitator is not an individual person	Failed premises inspection	Financial interest in multiple licenses	
0	0	0	0	0	
Has made false statements to the authority	Has not completed required education or training	Has not demonstrated financial responsibility	Has not passed required examination		
0	0	0	0	0	
Is in the habit of using alcohol or controlled substances to excess	Is not the legitimate owner of the premises	Laboratory accreditation	Land use compatibility statement		
0	0	0	0	0	
Located on state or federal land	No landlord consent	Proposed licensed premises is not contiguous	Proposed premises is in a prohibited location	School Proximity	Under 21 years of age
0	0	0	0	0	0

#### Key:

**Applicant:** an individual or entity who applies for a license or permit under ORS chapter 475A.

**Licensee:** an individual entity that has been issued a license under ORS chapter 475A.

**Facilitator:** licensed individual who support clients through a non-directive approach to psilocybin services, including preparation, administration, and integration sessions.

**Laboratory:** the licensed premises that tests psilocybin products for species identification, product potency, and solvent testing.

**Manufacturer:** the licensed premises where indoor cultivation or processing of natural psilocybin products takes place.

**Service Center:** the licensed premises where administration sessions take place and the only



## Oregon Psilocybin Services Data Dashboard Licensing Page

Version 1.9

### Training Program Curriculum Approval Tables

**Table 1. Applications:** Total Number of Training Program Curriculum Approval Applications Submitted by Status

License Type	Approved	Closed	Withdrawn	Total
Training Program	18	1	1	20
<b>Total</b>	<b>18</b>	<b>1</b>	<b>1</b>	<b>20</b>

**Table 2. Training Program Curriculum:** Training Program Curriculum Approval Status

License Type	Approved	Revoked	Surrendered	Total
Training Program	18	5	8	31
<b>Total</b>	<b>18</b>	<b>5</b>	<b>8</b>	<b>31</b>

#### All Time Totals:

*These values represent totals for the dates displayed on the date slider*

# 31

Total Training Program Curriculum Approvals

Date

6/6/2022

1/14/2025

Values displayed on this page represent totals for the date range displayed on the date slider.

#### Key:

**Training program:** a psilocybin facilitator training program that has received curriculum approval from OHA.

**Approved:** a training program has been issued curriculum approval.

**Closed:** a training program curriculum approval that has been closed due to incomplete status.

**Denied:** a final order has been issued that denies the training program curriculum approval.

**Withdrawn:** a training program curriculum approval application that has been withdrawn by the applicant.

**Expired:** a training program curriculum approval that has expired and is no longer valid.

**Revoked:** a training program



## Oregon Psilocybin Services Data Dashboard Compliance Page

Version 1.9

### Overview

Under ORS 475A, OPS will investigate complaints, incidents, or concerns related to statute and rule violations that occur on licensed premises and during the provision of psilocybin services. Investigations are to gather evidence and may not necessarily result in administrative actions.

Licensees, clients, and any member of the public can [File a Complaint](#) on the OPS website, by phone, or by email. Our section investigates complaints, incidents, or concerns related to safety issues or statute and rule violations that occur on licensed premises and during the provision of psilocybin services.

Administrative sanctions depend on the severity of violation and may include restriction of a license, civil penalties, or suspension or revocation of a license. ORS 475A.374 requires reporting of disciplinary actions taken by OPS. Final orders for administrative violations are published on our website under the OPS Data Dashboard. To see all Final Orders issued by OPS, please visit the [Oregon Psilocybin Services – Final Orders webpage](#).

### Compliance Tables

The compliance page contains information regarding the number of complaints received and total number of disciplinary actions by license type and action taken.

### View Current Data vs Historical Totals

Without adjusting the date slider, the tables will display the current compliance totals for OPS by default. If you are interested in viewing values for a specific date or date range, adjust the dates on the date slider and the data displayed on the page will adjust to show historical totals for the specified dates.

### Archived Quarters

To view tables from previous quarters, visit the [Archive page](#) on the OPS Data Dashboard page. This will have detailed information



## Oregon Psilocybin Services Data Dashboard Compliance Page

Version 1.9

Under ORS 475A, OPS will investigate complaints, incidents, or concerns related to statute and rule violations that occur on licensed premises and during the provision of psilocybin services. Investigations are to gather evidence and may not necessarily result in administrative actions.

Licensees, clients, and any member of the public can [File a Complaint](#) on the OPS website, by phone, or by email. Our section investigates complaints, incidents, or concerns related to safety issues or statute and rule violations that occur on licensed premises and during the provision of psilocybin services.

Administrative sanctions depend on the severity of violation and may include restriction of a license, civil penalties, or suspension or revocation of a license. ORS 475A.374 requires reporting of disciplinary actions taken by OPS. Final orders for administrative violations are published on our website under the OPS Data Dashboard. To see all Final Orders issued by OPS, please visit the [Oregon Psilocybin Services – Final Orders webpage](#).

### Compliance Tables

The compliance page contains information regarding the number of complaints received and total number of disciplinary actions by license type and action taken.

### View Current Data vs Historical Totals

Without adjusting the date slider, the tables will display the current compliance totals for OPS by default. If you are interested in viewing values for a specific date or date range, adjust the dates on the date slider and the data displayed on the page will adjust to show historical totals for the specified dates.

### Archived Quarters

To view tables from previous quarters, visit the [Archive page](#) on the OPS Data Dashboard page. This will have detailed information from previous quarters starting from the first quarter of 2025 on.





## Oregon Psilocybin Services Data Dashboard Compliance Page

Version 1.9

### Methods and Limitations

#### Method

Number of complaints are sourced from the Training program, Licensing, and Compliance (TLC) system. Final Orders for license denials or administrative actions will appear on this page once they have been issued and posted to the [Final Orders](#) page and updated here each quarter.

#### Limitations

The number of complaints does not include internally-generated compliance cases, however disciplinary actions may result from internal or external complaints, violation concerns, or auditing.

Final orders are categorized based on type of administrative action, however, to understand the details please reference the Final Orders on the [Final Orders](#) page.

TLC development is ongoing and its functionality has been evolving which is reflected in the data. Certain development was not available in 2023 when applications for licenses began. Internal licensing and compliance processes have also developed over time and new legislative and rule changes will have an impact on data presented in the compliance tables. Keep these considerations in mind when viewing historical totals using the date slider. All updates to TLC that impact data in the present report will be noted here as they are made as changes made to the system will not retroactively apply to the data.



## Oregon Psilocybin Services Data Dashboard Compliance Page

Version 1.9

### Compliance Tables

OPS will investigate complaints, incidents, or concerns related to safety issues or statute and rule violations that occur on licensed premises and during the provision of psilocybin services. Once we receive a complaint, OPS will determine if there are potential violations of ORS 475A or OAR 333-333 and whether the Oregon Health Authority is the agency with jurisdiction to take further action. Oregon Psilocybin Services will only investigate violations of ORS 475A or ORS 333-333. Complaints related to criminal activity are a matter for law enforcement.

During an investigation, Oregon Psilocybin Services (OPS) will conduct interviews with the complainant, witnesses, and licensees involved. If needed, we will also interview clients. OPS will request all relevant records and any security camera footage, if available. If statute or rule violations are discovered and there is enough evidence to prove the violation, the licensee will be issued a notice of a proposed administrative action that proposes some disciplinary action and/or civil penalty.

Administrative sanctions depend on the severity of violation and may include restriction of a license, civil penalties, or suspension or revocation of a license. A licensee will have between 20-30 days to request a hearing, depending on what the proposed sanction is. If requested, the hearing would be conducted by an Administrative Law Judge (ALJ). After the hearing, the ALJ would issue their proposed order and then OHA would issue a final order. For more information on categories of OPS's administrative violations, please reference OAR 333-333-6200.

Members of the public can [File a Complaint](#) on the OPS website.

**Table 1.** Number of Complaints Received by Oregon Psilocybin Services

#### Number of Complaints

67

### Date Complaint Received

5/9/2023 6/30/2025

A horizontal slider bar with circular endpoints, indicating a date range from 5/9/2023 to 6/30/2025.

Values displayed in Table 1 represent totals for the date range displayed on the Date Complaint Received slider above.

#### Key:

**Complaint:** any complaint received by a member of the public through the OPS Complaint Form, by email, or by telephone.



## Oregon Psilocybin Services Data Dashboard Compliance Page

Version 1.9

### Disciplinary Action Tables: All Time Totals

**Table 1.** Disciplinary Actions by License Type: All Time Totals (Beginning January 1, 2023)

License Type	Civil Penalty	Restriction	Revocation	Settlement Agreement (Surrender)	Suspension	Total
Worker Permit					3	3
Training Program			5			5
Service Center		3				3
Manufacturer	0					0
Laboratory	0					0
Facilitator		4			3	7
			0			0
<b>Total</b>	<b>0</b>	<b>5</b>	<b>0</b>	<b>5</b>	<b>4</b>	<b>14</b>

#### Key:

**Disciplinary actions:** means any Final Order issued to a licensee, permitted worker, or training program under ORS chapter 183 due to a violation of ORS chapter 475A or OAR 333-333.

**Applicant:** an individual or entity who applies for a license or permit under ORS chapter 475A.

**Licensee:** an individual entity that has been issued a license under ORS chapter 475A.

**Facilitator:** licensed individual who support clients through a non-directive approach to psilocybin services, including preparation, administration, and integration sessions.

**Laboratory:** the licensed premises that tests psilocybin products for species identification, product potency, and solvent testing.

**Manufacturer:** the licensed premises where indoor cultivation or processing of natural psilocybin products takes place.

**Service Center:** the licensed premises where administration sessions take place and the only location where clients can legally purchase and consume psilocybin in Oregon.

**Training program:** a psilocybin facilitator training program that has received

**Note.** To see all Final Orders issued by OPS, please visit the [Oregon Psilocybin Services – Final Orders webpage](#).



## Oregon Psilocybin Services Data Dashboard Compliance Page

Version 1.9

### Disciplinary Action Tables: All Time Totals

**Table 1.** Disciplinary Actions by License Type: All Time Totals (Beginning January 1, 2023)

License Type	Civil Penalty	Restriction	Revocation	Settlement Agreement (Surrender)	Suspension	Total
Worker Permit					3	3
Training Program			5			5
Service Center		3				3
Manufacturer	0					0
Laboratory	0					0
Facilitator		4			3	7
			0			0
<b>Total</b>	<b>0</b>	<b>5</b>	<b>0</b>	<b>5</b>	<b>4</b>	<b>14</b>

violation of ORS chapter 475A or ORS 333-333.

**Applicant:** an individual or entity who applies for a license or permit under ORS chapter 475A.

**Licensee:** an individual entity that has been issued a license under ORS chapter 475A.

**Facilitator:** licensed individual who support clients through a non-directive approach to psilocybin services, including preparation, administration, and integration sessions.

**Laboratory:** the licensed premises that tests psilocybin products for species identification, product potency, and solvent testing.

**Manufacturer:** the licensed premises where indoor cultivation or processing of natural psilocybin products takes place.

**Service Center:** the licensed premises where administration sessions take place and the only location where clients can legally purchase and consume psilocybin in Oregon.

**Training program:** a psilocybin facilitator training program that has received curriculum approval from OHA.

**Worker Permit:** permitted individuals who perform work for, or on behalf of, a licensee who hold a valid permit issued by OHA.

**Note.** To see all Final Orders issued by OPS, please visit the [Oregon Psilocybin Services – Final Orders webpage](#).



## Oregon Psilocybin Services Data Dashboard Compliance Page

Version 1.9

### Disciplinary Action Tables: 2025 Q2

**Table 1.** Disciplinary Actions by License Type: 2025 Q2 (April 1, 2025 to June 30, 2025)

License Type	Civil Penalty	Restriction	Revocation	Settlement Agreement (Surrender)	Suspension	Total
Facilitator	2			1		3
Laboratory		0				0
Manufacturer			0			0
Service Center					0	0
Training Program			0			0
Worker Permit				1		1
<b>Total</b>	<b>2</b>	<b>0</b>	<b>0</b>	<b>2</b>	<b>0</b>	<b>4</b>

#### Key:

**Disciplinary actions:** means any Final Order issued to a licensee, permitted worker, or training program under ORS chapter 183 due to a violation of ORS chapter 475A or OAR 333-333.

**Applicant:** an individual or entity who applies for a license or permit under ORS chapter 475A.

**Licensee:** an individual entity that has been issued a license under ORS chapter 475A.

**Facilitator:** licensed individual who support clients through a non-directive approach to psilocybin services, including preparation, administration, and integration sessions.

**Laboratory:** the licensed premises that tests psilocybin products for species identification, product potency, and solvent testing.

**Manufacturer:** the licensed premises where indoor cultivation or processing of natural psilocybin products takes place.

**Service Center:** the licensed premises where administration sessions take place and the only location where clients can legally purchase and consume psilocybin in Oregon.

**Training program:** a psilocybin facilitator training program that has received

**Note.** To see all Final Orders issued by OPS, please visit the [Oregon Psilocybin Services – Final Orders webpage](#).



## Oregon Psilocybin Services Data Dashboard Compliance Page

Version 1.9

### Disciplinary Action Tables: 2025 Q2

**Table 1.** Disciplinary Actions by License Type: 2025 Q2 (April 1, 2025 to June 30, 2025)

License Type	Civil Penalty	Restriction	Revocation	Settlement Agreement (Surrender)	Suspension	Total
Facilitator	2			1		3
Laboratory		0				0
Manufacturer			0			0
Service Center					0	0
Training Program			0			0
Worker Permit				1		1
<b>Total</b>	<b>2</b>	<b>0</b>	<b>0</b>	<b>2</b>	<b>0</b>	<b>4</b>

violation of ORS chapter 475A or ORS 333-333.

**Applicant:** an individual or entity who applies for a license or permit under ORS chapter 475A.

**Licensee:** an individual entity that has been issued a license under ORS chapter 475A.

**Facilitator:** licensed individual who support clients through a non-directive approach to psilocybin services, including preparation, administration, and integration sessions.

**Laboratory:** the licensed premises that tests psilocybin products for species identification, product potency, and solvent testing.

**Manufacturer:** the licensed premises where indoor cultivation or processing of natural psilocybin products takes place.

**Service Center:** the licensed premises where administration sessions take place and the only location where clients can legally purchase and consume psilocybin in Oregon.

**Training program:** a psilocybin facilitator training program that has received curriculum approval from OHA.

**Worker Permit:** permitted individuals who perform work for, or on behalf of, a licensee who hold a valid permit issued by OHA.

**Note.** To see all Final Orders issued by OPS, please visit the [Oregon Psilocybin Services – Final Orders webpage](#).



## Oregon Psilocybin Services Data Dashboard Safety Page

Version 1.9

### Overview

Oregon Psilocybin Services (OPS) rules support client safety in many ways, including rules on facilitator conduct, client safety and support planning, transportation planning, informed consent, client bill of rights, duty to contact emergency services and other requirements.

Under OAR 333-333, facilitators and service centers are required to make reasonable efforts to resolve any activity or conditions on the licensed premises that endangers the safety of any person present on the premises; however, if the activity or conditions cannot be resolved, service centers must contact emergency services and notify OPS. Although this reported event is for internal use by OPS for safety and compliance purposes, OPS shares the number of reports to emergency services and number of psilocybin products sold in the regulated model for transparency.

### Session Information Tables

SB 303 required collection of the information reported below, including data regarding administration sessions (e.g., total number of clients served, individual administration sessions, group administration sessions) as well as averages computed from average calculations provided by service centers (average number of clients participating in group administration sessions, average number of times per client that psilocybin services were received, and average dosage in mg).

OPS has sourced additional data from the TLC system in order to provide a more comprehensive picture regarding client safety including total the number of psilocybin products sold in regulated model.

Service center locations will vary, offering a range of experiences to clients, such as individual, group, or outdoor administration sessions. For group administration sessions, client-facilitator ratios are required to support client safety. Group administration sessions may not exceed a total of 25 clients, regardless of the number of facilitators present. A service center may not host administrative sessions for more than 100 clients at any given time regardless of whether the clients are participating in separate individual or group administration sessions.



## Oregon Psilocybin Services Data Dashboard Safety Page

Version 1.9

sessions may not exceed a total of 25 clients, regardless of the number of facilitators present. A service center may not host administrative sessions for more than 100 clients at any given time regardless of whether the clients are participating in separate individual or group administration sessions.

Clients must remain at the licensed service center for the minimum duration of time depending on the dosage they consume and may be required to stay longer if they are still experiencing the effects of consuming psilocybin.

### Client Denial Tables

SB 303 required collection of the information reported below, including number of individuals who were denied psilocybin services and the reasons for those denials.

Reasons for service denial are measured as required by SB 303, including having taken the prescription drug Lithium in the past 30 days, ideation of causing harm to self or others, being previously diagnosed or treated for active psychosis, and other reasons listed in the client denial tables.

### Reaction Information Tables

In accordance with ORS 475A.372, service centers must report the number of Adverse Reactions (medical, behavioral, severe medical, severe behavioral) and 72-hour post-session reactions, which are reported on this page.

OPS has sourced additional data from the TLC system in order to provide a more comprehensive picture regarding client safety in the reaction information table, including number of reports of emergency services being contacted by licensed facilitators and service center representatives and number of product safety recalls in regulated model.

### Archived Quarters

To view tables from previous quarters, visit the [Archive page](#) on the OPS Data Dashboard page. This will have detailed information from previous quarters starting from the first quarter of 2025 on.





## Oregon Psilocybin Services Data Dashboard Safety Page

Version 1.9

### Methods and Limitations

#### Method

Number of products recalled due to safety reflects the number of psilocybin products sold within the regulated model in Oregon. This does not reflect psilocybin products sold in the unregulated market.

Under OAR 333-333, licensed facilitators may decline services to clients for any reason but may also refer clients to other licensed facilitators that may have more experience serving specific needs.

OPS rules require safe manufacturing processes based on existing agricultural and food safety standards. Production of psilocybin by chemical synthesis and use of adulterants is prohibited. Allowable product types include dried, whole mushrooms; ground, homogenized mushrooms; extracts; or edible food products. OPS rules measure the potency of psilocybin in milligrams. This measurement helps determine how long an administration session may last to support client safety. Manufacturers label their products with potency information based on required test results.

ORS 475A requires products to be tracked in a product tracking system, beginning when detectable psilocybin is cultivated and continuing through the life of the product. Product tracking ensures accountability, helps prevent diversion, creates public health safety for product recalls, and helps to prevent interstate commerce.

#### Limitations

Safety data are not limited to this dashboard page. For example, some data on the demographics pages may illuminate aspects of safety such as cultural or psychological safety that are not included on the present page.

It is important to recognize that there may be other reasons for client service denials that could contribute to a higher number of denials for other reasons being reported relative to specific reasons listed.

The number of products sold may include secondary doses and is dependent on accurate reporting by licensees. This value depends



## Oregon Psilocybin Services Data Dashboard Safety Page

Version 1.9

does not reflect psilocybin products sold in the unregulated market.

Under OAR 333-333, licensed facilitators may decline services to clients for any reason but may also refer clients to other licensed facilitators that may have more experience serving specific needs.

OPS rules require safe manufacturing processes based on existing agricultural and food safety standards. Production of psilocybin by chemical synthesis and use of adulterants is prohibited. Allowable product types include dried, whole mushrooms; ground, homogenized mushrooms; extracts; or edible food products. OPS rules measure the potency of psilocybin in milligrams. This measurement helps determine how long an administration session may last to support client safety. Manufacturers label their products with potency information based on required test results.

ORS 475A requires products to be tracked in a product tracking system, beginning when detectable psilocybin is cultivated and continuing through the life of the product. Product tracking ensures accountability, helps prevent diversion, creates public health safety for product recalls, and helps to prevent interstate commerce.

### Limitations

Safety data are not limited to this dashboard page. For example, some data on the demographics pages may illuminate aspects of safety such as cultural or psychological safety that are not included on the present page.

It is important to recognize that there may be other reasons for client service denials that could contribute to a higher number of denials for other reasons being reported relative to specific reasons listed.

The number of products sold may include secondary doses and is dependent on accurate reporting by licensees. This value depends upon accurate reporting of product sales by licensees and licensee representatives. Interpretation of average dosage is also affected both by the wide range of dosages from very low subperceptual doses to higher dosages for administration sessions, as well as accurate computing and reporting by licensees.



## Oregon Psilocybin Services Data Dashboard Safety Page

Version 1.9

### Session Information Tables

**Table 1.** Session Information: All Time Totals  
(Beginning January 1, 2023)

Total Psilocybin Products Sold in Regulated Model	Number of Emergency Services Reports
31291	16

**Table 2.** Session Information: All Time Totals  
(Beginning January 1, 2025)

Number of Clients Served	Number of Individual Administration Sessions
3267	1396.00
Number of Group Administration Sessions	
408	

**Table 3.** Session Information: 2025 Q2 Totals  
(April 1, 2025 to June 30, 2025)

Number of Clients Served	Number of Individual Administration Sessions	Number of Emergency Services Reports
1758	1424.00	4
Number of Group Administration Sessions		Average Number of Clients Participating in Group Administration Sessions
211		3.17
Average Number of Times per Client Psilocybin Services Received		Average Product Dose (mg)
1.50		24.44

#### Key:

**Emergency Services Report:** a form that licensed service centers are required to submit that notifies OPS that emergency services were contacted. See [OAR 333-333-4700](#).

**Product Dose:** individual dosage in mg of psilocybin analyte.

**Note.** For totals from previous quarters, please view the [Archive page](#) from the OPS Data Dashboard page on the OPS website.



## Oregon Psilocybin Services Data Dashboard Safety Page

Version 1.9

### Client Service Denials and Reasons Tables

**Table 1.** Total Client Service Denials and Reasons: All Time Totals  
(Beginning January 1, 2025)

Total Number of Client Psilocybin Service Denials
183

**Table 2.** Client Service Denials by Reason: All Time Totals  
(Beginning January 1, 2025)

Client Exhibited Concerning Behaviors		Client was Ineligible
3		111
Client was Intoxicated	Inconsistent with Business Model	Other Reasons
0	61	21

**Table 3.** Total Client Service Denials and Reasons: 2025 Q2 Totals  
(April 1, 2025 to June 30, 2025)

Total Number of Client Psilocybin Service Denials
62

**Table 4.** Client Service Denials by Reason: 2025 Q2 Totals  
(April 1, 2025 to June 30, 2025)

Client Exhibited Concerning Behaviors		Client was Ineligible	
2		57	
Client was Intoxicated	Inconsistent with Business Model	Other Reasons	
0	9	13	

**Note.** For totals from previous quarters, please view the [Archive page](#) from the OPS Data Dashboard page on the OPS website.

**Key:**

**Client Denial:** when psilocybin services are denied to a client.



## Oregon Psilocybin Services Data Dashboard Safety Page

Version 1.9

### Reaction Information Tables

**Table 1.** Reaction Information: All Time Totals  
(Beginning January 1, 2025)

Number of Product Safety Recalls in Regulated Model

0

Number of Adverse  
Behavioral Reactions

3

Number of Severe  
Behavioral Reactions

4

Number of Adverse  
Medical Reactions

6

Number of Severe  
Medical Reactions

1

Number of 72-Hour  
Post-Session Reactions

3

**Table 2.** Reaction Information: 2025 Q2 Totals  
(April 1, 2025 to June 30, 2025)

Number of Product Safety Recalls in Regulated Model

0

Number of Adverse  
Behavioral Reactions

3

Number of Severe  
Behavioral Reactions

2

Number of Adverse  
Medical Reactions

3

Number of Severe  
Medical Reactions

1

Number of 72-Hour  
Post-Session Reactions

2

**Key:**

**Product Safety Recall:** a recall of psilocybin products within the regulated model in Oregon due to safety.

**Adverse Reaction:** an adverse behavioral or medical reaction that occurred during an administration session and does not require transport to

**Note.** For totals from previous quarters, please view the [Archive page](#) from the OPS Data Dashboard page on the OPS website.



## Oregon Psilocybin Services Data Dashboard Safety Page

Version 1.9

### Reaction Information Tables

**Table 1.** Reaction Information: All Time Totals  
(Beginning January 1, 2025)

Number of Product Safety Recalls in Regulated Model

0

Number of Adverse  
Behavioral Reactions

3

Number of Severe  
Behavioral Reactions

4

Number of Adverse  
Medical Reactions

6

Number of Severe  
Medical Reactions

1

Number of 72-Hour  
Post-Session Reactions

3

**Table 2.** Reaction Information: 2025 Q2 Totals  
(April 1, 2025 to June 30, 2025)

Number of Product Safety Recalls in Regulated Model

0

Number of Adverse  
Behavioral Reactions

3

Number of Severe  
Behavioral Reactions

2

Number of Adverse  
Medical Reactions

3

Number of Severe  
Medical Reactions

1

Number of 72-Hour  
Post-Session Reactions

2

**Note.** For totals from previous quarters, please view the [Archive page](#) from the OPS Data Dashboard page on the OPS website.

a hospital, OAR [333-333-1010](#) (2).

**Adverse Behavioral Reaction:** a client's behavioral reaction that required contacting emergency services or receiving care from a medical care provider that occurred during an administration session, OAR [333-333-1010](#) (3).



## Oregon Psilocybin Services Data Dashboard Safety Page

Version 1.9

### Reaction Information Tables

**Table 1.** Reaction Information: All Time Totals  
(Beginning January 1, 2025)

Number of Product Safety Recalls in Regulated Model	
0	
Number of Adverse Behavioral Reactions	Number of Severe Behavioral Reactions
3	4
Number of Adverse Medical Reactions	Number of Severe Medical Reactions
6	1
Number of 72-Hour Post-Session Reactions	
3	

**Table 2.** Reaction Information: 2025 Q2 Totals  
(April 1, 2025 to June 30, 2025)

Number of Product Safety Recalls in Regulated Model	
0	
Number of Adverse Behavioral Reactions	Number of Severe Behavioral Reactions
3	2
Number of Adverse Medical Reactions	Number of Severe Medical Reactions
3	1
Number of 72-Hour Post-Session Reactions	
2	

**Note.** For totals from previous quarters, please view the [Archive page](#) from the OPS Data Dashboard page on the OPS website.

**Adverse Medical Reaction:** a client's medical reaction that required contacting emergency services or receiving care from a medical care provider that occurred during an administration session OAR [333-333-1010](#) (4).

**72-hour Post-Session Reaction:** a medical or behavioral reaction



## Oregon Psilocybin Services Data Dashboard Safety Page

Version 1.9

### Reaction Information Tables

**Table 1.** Reaction Information: All Time Totals  
(Beginning January 1, 2025)

Number of Product Safety Recalls in Regulated Model

0

Number of Adverse Behavioral Reactions	Number of Severe Behavioral Reactions
3	4

Number of Adverse Medical Reactions	Number of Severe Medical Reactions
6	1

Number of 72-Hour Post-Session Reactions

3

**Table 2.** Reaction Information: 2025 Q2 Totals  
(April 1, 2025 to June 30, 2025)

Number of Product Safety Recalls in Regulated Model

0

Number of Adverse Behavioral Reactions	Number of Severe Behavioral Reactions
3	2

Number of Adverse Medical Reactions	Number of Severe Medical Reactions
3	1

Number of 72-Hour Post-Session Reactions

2

**Note.** For totals from previous quarters, please view the [Archive page](#) from the OPS Data Dashboard page on the OPS website.

occurring within 72 hours of the client's release from an administration session that was likely related to psilocybin consumption and resulted in contacting emergency services or the client receiving care from a medical care provider, OAR [333-333-1010](#) (59).

**Severe Adverse Reaction:** an adverse behavioral or medical reaction that





## Oregon Psilocybin Services Data Dashboard Safety Page

Version 1.9

### Reaction Information Tables

**Table 1.** Reaction Information: All Time Totals  
(Beginning January 1, 2025)

Number of Product Safety Recalls in Regulated Model

0

Number of Adverse Behavioral Reactions	Number of Severe Behavioral Reactions
3	4

Number of Adverse Medical Reactions	Number of Severe Medical Reactions
6	1

Number of 72-Hour Post-Session Reactions

3

**Table 2.** Reaction Information: 2025 Q2 Totals  
(April 1, 2025 to June 30, 2025)

Number of Product Safety Recalls in Regulated Model

0

Number of Adverse Behavioral Reactions	Number of Severe Behavioral Reactions
3	2

Number of Adverse Medical Reactions	Number of Severe Medical Reactions
3	1

Number of 72-Hour Post-Session Reactions

2

**Note.** For totals from previous quarters, please view the [Archive page](#) from the OPS Data Dashboard page on the OPS website.

session that was likely related to psilocybin consumption and resulted in contacting emergency services or the client receiving care from a medical care provider, OAR [333-333-1010](#) (59).

**Severe Adverse Reaction:** an adverse behavioral or medical reaction that requires a client to be transported to a hospital, [OAR 333-333-1010](#) (85).



## Oregon Psilocybin Services Data Dashboard Product and Sales Page

### Overview

Psilocybin products may only be sold and transferred to clients by licensee representatives of a service center. Licensee representatives of a service center may only sell and transfer products to clients consistent with dosage, product type and method of consumption determined by a facilitator and client during the client's preparation session.

OPS has sourced additional data from the TLC system in order to provide a more comprehensive picture regarding client safety including the data presented in the Product and Sales Tables.

ORS 475A requires products to be tracked in a product tracking system, beginning when detectable psilocybin is cultivated and continuing through the life of the product. Product tracking ensures accountability, helps prevent diversion, creates public health safety for product recalls, and helps to prevent interstate commerce.

Clients must remain at the licensed service center for the minimum duration of time depending on the dosage they consume and may be required to stay longer if they are still experiencing the effects of consuming psilocybin.

### Product and Sales Tables

Data reported on this page include the total number of psilocybin products sold and total sales in USD by product type and dosage. Refunded sales can also be viewed by selecting "View Refunded Sales Only" on the report menu.

### View Current Data vs Historical Totals

Without adjusting the date slider, the tables will display the current product sales totals by default. If you are interested in viewing values for a specific date or date range, adjust the dates on the date slider and the data displayed on the page will adjust to show historical totals for the specified dates.



## Oregon Psilocybin Services Data Dashboard Product and Sales Page

### Methods and Limitations

#### Method

OPS rules require safe manufacturing processes based on existing agricultural and food safety standards. Production of psilocybin by chemical synthesis and use of adulterants is prohibited. Allowable product types include dried, whole mushrooms; ground, homogenized mushrooms; extracts; or edible food products. OPS rules measure the potency of psilocybin in milligrams. This measurement helps determine how long an administration session may last to support client safety. Manufacturers label their products with potency information based on required test results.

A service center licensee or licensee representative are prohibited from allowing a client to consume more than a total of 50 mg of psilocybin analyte, including initial and secondary doses, during an administration session or during a 24-hour period. Both initial doses and secondary doses may be transferred and consumed in multiple packages. For example, a dose consisting of 20 mg of psilocybin analyte could be transferred to a client in the form of two packages containing 10 mg of psilocybin of analyte. For additional information regarding potency of psilocybin products, see the OPS [Psilocybin Product Potency Information Document](#).

When psilocybin products are sold, the product type, dosage, and other product information is recorded in TLC-PTS by licensees and designated permitted workers. The accuracy of the data depends on the accuracy of the information entered by licensees and permitted workers.

#### Limitations

OPS does not have the authority to set or regulate psilocybin product prices, with the exception of the statute which prohibits free or discounted products in ORS 475A.

If a client does not consume their secondary dose and if it is unopened and unused it can be returned and refunded to the service center. These sales are removed from totals unless selections are made from refund menu of this report. To view only refunded sales, select "View Refunded Sales Only" on the report menu.



## Oregon Psilocybin Services Data Dashboard Product and Sales Page

### metnoa

OPS rules require safe manufacturing processes based on existing agricultural and food safety standards. Production of psilocybin by chemical synthesis and use of adulterants is prohibited. Allowable product types include dried, whole mushrooms; ground, homogenized mushrooms; extracts; or edible food products. OPS rules measure the potency of psilocybin in milligrams. This measurement helps determine how long an administration session may last to support client safety. Manufacturers label their products with potency information based on required test results.

A service center licensee or licensee representative are prohibited from allowing a client to consume more than a total of 50 mg of psilocybin analyte, including initial and secondary doses, during an administration session or during a 24-hour period. Both initial doses and secondary doses may be transferred and consumed in multiple packages. For example, a dose consisting of 20 mg of psilocybin analyte could be transferred to a client in the form of two packages containing 10 mg of psilocybin of analyte. For additional information regarding potency of psilocybin products, see the OPS [Psilocybin Product Potency Information Document](#).

When psilocybin products are sold, the product type, dosage, and other product information is recorded in TLC-PTS by licensees and designated permitted workers. The accuracy of the data depends on the accuracy of the information entered by licensees and permitted workers.

### Limitations

OPS does not have to the authority to set or regulate psilocybin product prices, with the exception of the statute which prohibits free or discounted products in ORS 475A.

If a client does not consume their secondary dose and if it is unopened and unused it can be returned and refunded to the service center. These sales are removed from totals unless selections are made from refund menu of this report. To view only refunded sales, select "View Refunded Sales Only" on the report menu.

Product types will only be displayed on the product and sales tables once at least one product of that type has been entered into PTS.



## Oregon Psilocybin Services Data Dashboard Product and Sales Page

Version 1.6

**Table 1.** Psilocybin Product Sales Information Broken Down by Product Dosage and Product Type

Number of Products Sold	Product Dose	Product Type	Total Sales USD	Average Cost Per Sale
-2	-25.00	Whole Fungi	-350.00	-175.00
-1	-25.00	Whole Fungi	-50.00	-50.00
-2	-24.99	Whole Fungi	-450.00	-225.00
-2	-24.98	Homogenized Fungi	-250.00	-250.00
-2	-23.92	Homogenized Fungi	-318.84	-159.42
27710			1,352,778.41	68.07

**Table 2.** Psilocybin Product Sales Summary

Product Type	Average Product Dose	Total Products Sold	Total Sales USD	Average Cost Per Sale
Whole Fungi	12.31	15346	878,640.43	76.98
Homogenized Fungi	11.10	11654	460,820.27	57.71
Edible Psilocybin Product	3.99	710	13,317.71	28.10
Total	11.62	27710	1,352,778.41	68.07

**27710**

Total Psilocybin Products Sold in Regulated Model

**1,352,778.41**

Total Sales All Time

**Sale Date**

1/6/2023

6/30/2025

**Refunded Sales**☐ View All Sales (Excluding Refunds)☐ View Refunded Sales Only**Key:****Average cost per sale:** the average cost for products included on that row of the table.**Average dose mg:** the average dosage in mg of psilocybin analyte.**Total Sales USD:** total sales in United States Dollars.**Edible psilocybin product:** psilocybin extract or homogenized fungi that has been incorporated into food or beverage, OAR 333-333-1010 (32).**Homogenized fungi:** dried fruiting bodies or mycelium that have been mixed by powdering or other techniques which uniformly distribute psilocybin throughout the product and may



## Oregon Psilocybin Services Data Dashboard Product and Sales Page

Version 1.6

**Table 1.** Psilocybin Product Sales Information Broken Down by Product Dosage and Product Type

Number of Products Sold	Product Dose	Product Type	Total Sales USD	Average Cost Per Sale
-2	-25.00	Whole Fungi	-350.00	-175.00
-1	-25.00	Whole Fungi	-50.00	-50.00
-2	-24.99	Whole Fungi	-450.00	-225.00
-2	-24.98	Homogenized Fungi	-250.00	-250.00
-2	-23.92	Homogenized Fungi	-318.84	-159.42
27710			1,352,778.41	68.07

**Table 2.** Psilocybin Product Sales Summary

Product Type	Average Product Dose	Total Products Sold	Total Sales USD	Average Cost Per Sale
Whole Fungi	12.31	15346	878,640.43	76.98
Homogenized Fungi	11.10	11654	460,820.27	57.71
Edible Psilocybin Product	3.99	710	13,317.71	28.10
Total	11.62	27710	1,352,778.41	68.07

**27710**

Total Psilocybin Products Sold in Regulated Model

**1,352,778.41**

Total Sales All Time

**Sale Date**

1/6/2023

6/30/2025

**Refunded Sales**☐ View All Sales (Excluding Refunds)☐ View Refunded Sales Only

be encapsulated or stirred into teas, OAR 333-333-1010 (43).

**Psilocybin extract:** a substance consisting entirely of solid or liquid psilocybin and may include other compounds which were simultaneously extracted from fruiting bodies or mycelium of *Psilocybe cubensis* and inactive ingredients that are used to form capsules, tinctures and other oral preparations, OAR 333-333-1010 (72).

**Psilocybin product:** psilocybin-producing fungi, mycelium and mixtures or substances intended for human consumption that contain a detectable amount of greater than 1 part per million (ppm) of psilocybin analyte, including whole fungi.



## Oregon Psilocybin Services Data Dashboard Product and Sales Page

Version 1.6

**Table 1.** Psilocybin Product Sales Information Broken Down by Product Dosage and Product Type

Number of Products Sold	Product Dose	Product Type	Total Sales USD	Average Cost Per Sale
-2	-25.00	Whole Fungi	-350.00	-175.00
-1	-25.00	Whole Fungi	-50.00	-50.00
-2	-24.99	Whole Fungi	-450.00	-225.00
-2	-24.98	Homogenized Fungi	-250.00	-250.00
-2	-23.92	Homogenized Fungi	-318.84	-159.42
<b>27710</b>			<b>1,352,778.41</b>	<b>68.07</b>

**Table 2.** Psilocybin Product Sales Summary

Product Type	Average Product Dose	Total Products Sold	Total Sales USD	Average Cost Per Sale
Whole Fungi	12.31	15346	878,640.43	76.98
Homogenized Fungi	11.10	11654	460,820.27	57.71
Edible Psilocybin Product	3.99	710	13,317.71	28.10
<b>Total</b>	<b>11.62</b>	<b>27710</b>	<b>1,352,778.41</b>	<b>68.07</b>

# 27710

Total Psilocybin Products Sold in Regulated Model

# 1,352,778.41

Total Sales All Time

### Sale Date

1/6/2023

6/30/2025



### Refunded Sales

☐ View All Sales (Excluding Refunds)

☐ View Refunded Sales Only

ingredients that are used to form capsules, tinctures and other oral preparations, OAR 333-333-1010 (72).

**Psilocybin product:** psilocybin-producing fungi, mycelium and mixtures or substances intended for human consumption that contain a detectable amount of greater than 1 part per million (ppm) of psilocybin analyte, including whole fungi, homogenized fungi, psilocybin extract and edible psilocybin products, OAR 333-333-1010 (75).

**Whole fungi:** dried fruiting bodies of *Psilocybe cubensis*, or portions thereof, that have not been homogenized, OAR 333-333-1010 (98).



## Oregon Psilocybin Services Data Applicant/Licensee Demographics Page

Version 1.9

### Overview

The Applicant/Licensee Demographic Page provides insight into different aspects of the diversity of the people who apply for or are issued Facilitator, Manufacturer, Laboratory, and Service Center licenses.

SB 303 requires the collection of Racial Identity, Ethnicity, and Language, (REAL) and Sexual Orientation, Gender Identity (SOGI) data, but not disability data for applicants and licensees.

REAL and SOGI are sets of standardized questions and data. In 2013, the Oregon legislature passed HB 2134, which requires Oregon Health Authority and Department of Human Services to adopt by rule, using advisory committee, uniform standards for collection of data on race, ethnicity, preferred languages and disability status in surveys and in all programs in which authority or department collects, records or reports such data. In early 2014, REAL standards were established after extensive public engagement with community members, a series of public hearings, and opportunities for public comment. In 2021, the Oregon legislature passed House Bill 3159, which requires coordinated care organization, health care provider or health insurer to collect from patient, client or member data on race, ethnicity, preferred spoken and written languages, disability status, sexual orientation and gender identity. For more information about these bills and data collection standards, visit the [OHA REALD & SOGI page](#).

SB 303 demographic data collection formats follow OHA REAL and SOGI standards to the extent permitted by law, which set the demographic data collection standards for OPS. All questions were a check-box format, therefore data reported below indicate the total number of individuals who "checked the box" for that question.

All tables allow you to toggle between applicant and licensee demographics and different license types.





## Oregon Psilocybin Services Data Applicant/Licensee Demographics Page

Version 1.9

### Methods and Limitations

#### Method

While the data below represent the diversity of people currently seeking or receiving licenses from OPS, it does not reflect the systemic, legal, or operational challenges that prevent people from having the necessary capital to apply for or receive a license.

Most licensees complied and completed their REAL-SOGI data form by March 1, 2025, but there are missing responses from some licensees. Due to data privacy concerns, missing responses may limit the availability of some self-reported data.

While applicants and licensees are unable to "opt-out" of completing the SB 303 Data Form, every question has a response option: "I don't want to answer." For more information about specific data reporting procedures from OPS, view the Data Confidentiality page from the Dashboard Overview.

#### Limitations

OPS complies with intersecting laws to meet standards for REALD and SOGI data collection, however limitations may exist related to the response options available for certain categories.

Some questions allow respondents to select only one response, so the total number of responses will not be greater than the number of respondents. Other questions allow respondents to select all responses which apply to them, which allows for the total number of responses to be greater than the number of respondents. This distinction will be noted on each table.



## Oregon Psilocybin Services Data Applicant/Licensee Demographics Page

Version 1.9

### Racial Identity Tables

Table 1. Which of the following describes your racial or ethnic identity? *Please check all that apply.*

Central American	Mexican	South American	Other Hispanic or Latino/a/x	CHamoru (Chamorro)	Marshallese	Communities of the Micronesia Region	Native Hawaiian	Samoan	Other Pacific Islander		
*	*	*	*	*	*	*	*	*	*		
Eastern European	Slavic	Western European	Other White	American Indian	Alaskan Native	Canadian Inuit, Metis, or First Nation	Indigenous Mexican, Central American, or South American				
*	*	29	20	*	*	*	*				
African American	Afro-Caribbean	Ethiopian	Somali	Other African (Black)	Other Black	Middle Eastern		North African			
*	*	*	*	*	*	*		*			
Asian Indian	Cambodian	Chinese	Communities of Myanmar	Filipino/a	Hmong	Japanese	Korean	Laotian	South Asian	Vietnamese	Other Asian ▲
*	*	*	*	*	*	*	*	*	*	*	*
Other (Not Listed)		Don't know	Don't want to answer								
*		*	*								

**Note.** Values represent the count of total applicants and licensees who selected each response category for the quarter, therefore total responses may be greater than the total number of applicants and licensees who responded.

\*Value not shown to protect confidentiality.

2025

- ☐ Qtr 1  
☒ Qtr 2  
☐ Qtr 3  
☐ Qtr 4



## Oregon Psilocybin Services Data Applicant/Licensee Demographics Page

Version 1.9

### Primary Racial Identity Tables

**Table 1.** If you checked more than one category, is there one you think of as your primary racial or ethnic identity?

I do not have just one primary racial or ethnic identity		Biracial or Multiracial	Don't know	Other (Not Listed)	Don't want to answer	Central American	Mexican	South American	Other Hispanic or Latino/a/x	<div><div></div><div></div><div></div><div></div><div></div></div>			
19		*	*	*	*	*	*	*	*				
CHamoru (Chamorro)	Marshallese	Communities of the Micronesian Region	Native Hawaiian	Samoan	Other Pacific Islander	Eastern European	Slavic	Western European	Other White	<div><div></div><div></div><div></div><div></div><div></div></div>			
*	*	*	*	*	*	*	*	*	*				
American Indian	Alaskan Native	Canadian Inuit, Metis, or First Nation	Indigenous Mexican, Central American, or South American			African American	Afro-Caribbean	Ethiopian	Somali	Other African (Black)	Other Black		
*	*	*	*			*	*	*	*	*	*		
Middle Eastern	North African	Asian Indian	Cambodian	Chinese	Communities of Myanmar	Filipino/a	Hmong	Japanese	Korean	Laotian	South Asian	Vietnamese	Other Asian
*	*	*	*	*	*	*	*	*	*	*	*	*	*

2025

- ☐ Qtr 1  
☒ Qtr 2  
☐ Qtr 3  
☐ Qtr 4

\*Value not shown to protect confidentiality.



## Oregon Psilocybin Services Data Applicant/Licensee Demographics Page

Version 1.9

### Primary Spoken and Written Language Tables

Table 1. Preferred Spoken Language. *Select one.*

Arabic	Bosnian	Burmese	Cambodian	Chinese, Simplified	Chinese, Traditional	Chuukese	English	Farsi	French	German	Japanese	
*	*	*	*	*	*	*	50	*	*	*	*	
Korean	Lao	Marshallse	Oromo (Cushite)	Pohnpeian	Romanian	Russian	Somali	Spanish	Thai	Ukrainian	Vietnamese	Other
*	*	*	*	*	*	*	*	*	*	*	*	*

Table 2. Preferred Written Language. *Select one.*

Arabic	Bosnian	Burmese	Cambodian	Chinese, Simplified	Chinese, Traditional	Chuukese	English	Farsi	French	German	Japanese	
*	*	*	*	*	*	*	50	*	*	*	*	
Korean	Lao	Marshallse	Oromo (Cushite)	Pohnpeian	Romanian	Russian	Somali	Spanish	Thai	Ukrainian	Vietnamese	Other
*	*	*	*	*	*	*	*	*	*	*	*	*

\*Value not shown to protect confidentiality.

2025

- ☐ Qtr 1  
☒ Qtr 2  
☐ Qtr 3  
☐ Qtr 4



## Oregon Psilocybin Services Data Applicant/Licensee Demographics Page

Version 1.9

### Sexual Orientation Tables

Table 1. What is your sexual orientation? *Select all that apply.*

Same gender loving	Lesbian	Gay	Bisexual	Pansexual	Straight or heterosexual	Asexual Spectrum	Queer
*	*	*	*	*	32 *		*
Questioning/Exploring	Not Listed	Don't know	Don't Understand	Don't want to answer			
*	*	*	*	*			

2025

- ☐ Qtr 1  
☒ Qtr 2  
☐ Qtr 3  
☐ Qtr 4

**Note.** Please see the OHA Equity and Inclusion Division [Glossary of Key Terms](#), for all SOGI terms. Values represent the count of total applicants and licensees who selected each response category for the quarter, therefore total responses may be greater than the total number of applicants and licensees who responded.

\*Value not shown to protect confidentiality.



## Oregon Psilocybin Services Data Applicant/Licensee Demographics Page

Version 1.9

### Gender Identity Tables

Table 1. What is your gender? *Select all that apply.*

Woman	Man	Non-Binary	Agender/No Gender	Bigender	Demiboy	Demigirl	Genderfluid	Genderqueer	Questioning/Exploring
34	14	*	*	*	*	*	*	*	*
Not Listed	Specific to Ethnicity	Don't know	Don't know what this question is asking	Don't want to answer					
*	*	*	*	*					

Table 2. Are you Transgender? *Select one.*

Yes	No	Questioning/Exploring	Don't know	Don't know what this question is asking	Don't want to answer
*	46	*	*	*	*

Table 3. What is your sex? *Select one.*

Female	Male	Intersex	Not listed	Don't know	Don't know what this question is asking	Don't want to answer
15	13	*	*	*	*	*

**Note.** Please see the OHA Equity and Inclusion Division [Glossary of Key Terms](#), for all SOGI terms. Values represent the count of total applicants and licensees who selected each response category for the quarter, therefore total responses may be greater than the total number of applicants and licensees who responded.

\*Value not shown to protect confidentiality.

2025

- ☐ Qtr 1  
☒ Qtr 2  
☐ Qtr 3  
☐ Qtr 4



## Oregon Psilocybin Services Data Dashboard Client Demographic Page

Version 1.9

### Overview

The Client Demographic Page provides insight into different aspects of the diversity of the people who seek or receive psilocybin services in Oregon.

REAL and SOGI are sets of standardized questions and data. In 2013, the Oregon legislature passed HB 2134, which requires Oregon Health Authority and Department of Human Services to adopt by rule, using advisory committee, uniform standards for collection of data on race, ethnicity, preferred languages and disability status in surveys and in all programs in which authority or department collects, records or reports such data. In early 2014, REAL standards were established after extensive public engagement with community members, a series of public hearings, and opportunities for public comment. In 2021, the Oregon legislature passed House Bill 3159, which requires coordinated care organization, health care provider or health insurer to collect from patient, client or member data on race, ethnicity, preferred spoken and written languages, disability status, sexual orientation and gender identity. For more information about these bills and data collection standards, visit the [OHA REALD & SOGI page](#).

Client annual income, age, and county of residence, and reasons for psilocybin service use are also reported on this page and are all from the 303 Client Data Form. The [303 Client Data Form](#) and can be viewed on [the OPS SB 303 and Data Collection Information page](#).

To view previous quarters, please visit the [Archive page](#) from the [OPS Data Dashboard](#) webpage.



## Oregon Psilocybin Services Data Dashboard Client Demographic Page

Version 1.9

### Methods and Limitations

#### Method

SB 303 demographic data collection follow OHA REALD and SOGI standards to the extent permitted by law, which set the demographic data collection standards for OPS. All questions were a check-box format, therefore data reported below indicate the total number of clients who "checked the box" for that question (with responses from clients who opted out of reporting their data to OPS removed from the final count). Additionally, every question has a response option: "I don't want to answer."

For more information about specific data reporting procedures from OPS, view the Data Confidentiality page from the Dashboard Overview.

#### Limitations

OPS complies with intersecting laws to meet standards for REALD and SOGI data collection, however limitations may exist related to the response options available for certain categories.

Annual household income does not specify household size and does not account for net worth.

Client location does not provide more granular information of other states within US and outside US.

Some questions allow respondents to select only one response, so the total number of responses will not be greater than the number of respondents. Other questions allow respondents to select all responses which apply to them, which allows for the total number of responses to be greater than the number of respondents. This distinction will be noted on each table.





## Oregon Psilocybin Services Data Dashboard Client Demographic Page

Version 1.9

### Racial Identity Tables

**Table 1.** Which of the following describes your racial or ethnic identity? *Please check all that apply.*

Central American	Mexican	South American	Other Hispanic	CHamoru (Chamorro)	Marshallese	Communities of the Micronesian Region	Native Hawaiian	Samoan	Other Pacific Islander		
36		27									
Eastern European	Slavic	Western European	Other White	American Indian	Alaskan Native	Canadian Innu, Metis, or First Nation	Indigenous Mexican, Central American, or South American				
129	18	431	276	22							
African American	Afro-Caribbean	Ethiopian	Somali	Other African (Black)	Other Black	Middle Eastern	North African				
22							18				
Asian Indian	Cambodian	Chinese	Communities of Myanmar	Filipino/a	Hmong	Japanese	Korean	Laotian	South Asian	Vietnamese	Other Asian
21		17					13				
Other (not listed)	Don't know	Don't want to answer									
				166							

**Note.** Values represent the count of total clients who selected each response category for that quarter, therefore total responses may be greater than the total number of clients who responded.

\*Value not shown to protect confidentiality.

2025

☐ Qtr 1☒ Qtr 2☐ Qtr 3☐ Qtr 4

121%





## Oregon Psilocybin Services Data Dashboard Client Demographic Page

Version 1.9

### Primary Racial Identity Tables

**Table 1.** If you checked more than one category, is there one you think of as your primary racial or ethnic identity?

I do not have just one primary racial or ethnic identity	Biracial or Multiracial	Don't know	Don't want to answer	Central American	Mexican	South American	Other Hispanic or Latino/a/x						
46	46	22	143	*	20	*	*						
CHamoru (Chamorro)	Marshallese	Communities of the Micronesian Region	Native Hawaiian	Samoan	Other Pacific Islander	Eastern European	Slavic	Western European	Other White				
*	*	*	*	*	*	43	*	197	170				
American Indian	Alaskan Native	Canadian InnuIt, Metis, or First Nation	Indigenous Mexican, Central American, South American	African American	Afro-Caribbean	Ethiopian	Somali	Other African (Black)	Other Black				
*	*	*	*	12	*	*	*	*	*				
Middle Eastern	North African	Asian Indian	Cambodian	Chinese	Communities of Myanmar	Filipino/a	Hmong	Japanese	Korean	Laotian	South Asian	Vietnamese	Other Asian
*	*	12	*	*	*	*	*	*	*	*	*	*	*
Not Applicable	Don't know	Don't want to answer											
347	22	143											

\*Value not shown to protect confidentiality.

2025

☐ Qtr 1☒ Qtr 2☐ Qtr 3☐ Qtr 4



## Oregon Psilocybin Services Data Dashboard Client Demographic Page

Version 1.9

### Primary Spoken and Written Language Tables

Table 1. Preferred Spoken Language. *Select one.*

Arabic	Bosnian	Burmese	Cambodian	Chinese, Simplified	Chinese, Traditional	Chuukese	English	Farsi	French	German	Japanese	
*	*	*	*	*	*	*	1017	*	*	*	*	
Korean	Lao	Marshallse	Oromo (Cushite)	Pohnpeian	Romanian	Russian	Somali	Spanish	Thai	Ukrainian	Vietnamese	Other
*	*	*	*	*	*	*	*	*	*	*	*	*

Table 2. Preferred Written Language. *Select one.*

Arabic	Bosnian	Burmese	Cambodian	Chinese, Simplified	Chinese, Traditional	Chuukese	English	Farsi	French	German	Japanese	
*	*	*	*	*	*	*	1016	*	*	*	*	
Korean	Lao	Marshallse	Oromo (Cushite)	Pohnpeian	Romanian	Russian	Somali	Spanish	Thai	Ukrainian	Vietnamese	Other
*	*	*	*	*	*	*	12	*	*	*	*	

\*Value not shown to protect confidentiality.

2025

☐ Qtr 1☒ Qtr 2☐ Qtr 3☐ Qtr 4



## Oregon Psilocybin Services Data Dashboard Client Demographic Page

Version 1.9

### Disability Status: Difficulty Hearing, Seeing, and Walking Tables

**Table 1.** Are you deaf or do you have serious difficulty hearing?

Yes	No	Don't know	Don't want to answer
*	731	61	154

**Table 2.** Are you blind or do you have serious difficulty seeing, even when wearing glasses?

Yes	No	Don't know	Don't want to answer
*	807	*	154

**Table 3.** Do you have serious difficulty walking or climbing stairs?

Yes	No	Don't know	Don't want to answer
12	803	*	156

If Yes, at what age did this condition begin?

Since birth	Under 21 years old	21-40 years old	41-60 years old	61-80 years old	81+ years old	Don't want to answer
*	*	*	*	*	*	*

If Yes, at what age did this condition begin?

Since birth	Under 21 years old	21-40 years old	41-60 years old	61-80 years old	81+ years old	Don't want to answer
*	*	*	*	*	*	*

If Yes, at what age did this condition begin?

Since birth	Under 21 years old	21-40 years old	41-60 years old	61-80 years old	81+ years old	Don't want to answer
*	*	*	*	*	*	*

2025

☐ Qtr 1☒ Qtr 2☐ Qtr 3☐ Qtr 4

\*Value not shown to protect confidentiality.



## Oregon Psilocybin Services Data Dashboard Client Demographic Page

Version 1.9

### Disability Status: Difficulty Concentrating, Dressing, and Learning Tables

**Table 1.** Because of a physical, mental, or emotional condition, do you have serious difficulty concentrating, remembering, or making decisions?

Yes	No	Don't know	Don't want to answer
62	797	*	159

If Yes, at what age did this condition begin?

Since Birth	Under 21 years old	21-40 years old	41-60 years old	61-80 years old	81+ years old	Don't want to answer
*	14	17	15	*	*	*

2025

☐ Qtr 1☒ Qtr 2☐ Qtr 3☐ Qtr 4

**Table 2.** Do you have difficulty dressing or bathing?

Yes	No	Don't know	Don't want to answer
*	859	*	150

If Yes, at what age did this condition begin?

Since Birth	Under 21 years old	21-40 years old	41-60 years old	61-80 years old	81+ years old	Don't want to answer
*	*	*	*	*	*	*

**Table 3.** Do you have serious difficulty learning how to do things most people your age can learn?

Yes	No	Don't know	Don't want to answer
26	828	17	157

If Yes, at what age did this condition begin?

Since Birth	Under 21 years old	21-40 years old	41-60 years old	61-80 years old	81+ years old	Don't want to answer
*	*	*	*	*	*	*

\*Value not shown to protect confidentiality.



## Oregon Psilocybin Services Data Dashboard Client Demographic Page

Version 1.9

### Disability Status: Difficulty Communicating, Errands, and Mood Tables

**Table 1.** Using your usual (customary) language, do you have serious difficulty communicating (for example understanding or being understood by others)?

Yes	No	Don't know	Don't understand what this question is asking	Don't want to answer
*	908	30	15	149

If Yes, at what age did this condition begin?

Since Birth	Under 21 years old	21-40 years old	41-60 years old	61-80 years old	81+ years old	Don't want to answer
21	*	*	*	*	*	*

2025

☐ Qtr 1☒ Qtr 2☐ Qtr 3☐ Qtr 4

**Table 2.** Because of a physical, mental, or emotional condition, do you have difficulty doing errands alone such as visiting a doctor's office or shopping?

Yes	No	Don't know	Don't want to answer
21	884	38	156

If Yes, at what age did this condition begin?

Since Birth	Under 21 years old	21-40 years old	41-60 years old	61-80 years old	81+ years old	Don't want to answer
*	*	*	*	*	*	*

**Table 3.** Do you have serious difficulty with the following: mood, intense feelings, controlling your behavior, or experiencing delusions or hallucinations?

Yes	No	Don't know	Don't know what this question is asking	Don't want to answer
50	847	29	*	105

If Yes, at what age did this condition begin?

Since Birth	Under 21 years old	21-40 years old	41-60 years old	61-80 years old	81+ years old	Don't want to answer
*	26	18	*	*	*	*

\*Value not shown to protect confidentiality.



## Oregon Psilocybin Services Data Dashboard Client Demographic Page

Version 1.9

### Sexual Orientation Tables

**Table 1.** What is your sexual orientation? *Select all that apply.*

Same gender loving	Lesbian	Gay	Bisexual	Pansexual	Straight or heterosexual	Asexual spectrum	Queer
31	39	32	48	26	741 *		51
Questioning/Exploring	Other (Not listed)	Don't know	Don't know what this question is asking	Don't want to answer			
*	*	*	*		189		

2025

☐ Qtr 1☒ Qtr 2☐ Qtr 3☐ Qtr 4

**Note.** Please see the OHA Equity and Inclusion Division [Glossary of Key Terms](#), for all SOGI terms. Values represent the count of total clients who selected each response category for that quarter, therefore total responses may be greater than the total number of clients who responded.

\*Value not shown to protect confidentiality.



## Oregon Psilocybin Services Data Dashboard Client Demographic Page

Version 1.9

### Gender Identity Tables

**Table 1.** What is your gender? *Select all that apply.*

Woman	Man	Non-Binary	Agender/No Gender	Bigender	Demiboy	Demigirl	Genderfluid	Genderqueer	Questioning/Exploring
542	395	30	*	*	*	*	*	14	13
Not listed	Gender specific to ethnicity	Don't know	Don't know what this question is asking	Don't want to answer					
*	*	*	*	*					
									175

**Table 2.** Are you transgender? *Select one.*

Yes	No	Questioning/Exploring	Don't know	Don't know what this question is asking	Don't want to answer
16	777	*	*	*	
					160

**Table 3.** What is your sex? *Select one.*

Female	Male	Intersex	Not listed	Don't know	Don't know what this question is asking	Don't want to answer
540	409	*	*	*	*	
						182

**Note.** Please see the OHA Equity and Inclusion Division [Glossary of Key Terms](#), for all SOGI terms. Values represent the count of total clients who selected each response category for that quarter, therefore total responses may be greater than the total number of clients who responded.

\*Value not shown to protect confidentiality.

2025

☐ Qtr 1☒ Qtr 2☐ Qtr 3☐ Qtr 4

- 121%





## Oregon Psilocybin Services Data Dashboard Client Demographic Page

Version 1.9

### Age and Income Tables

Table 1. Client Age

21-24 years old	25-29 years old	30-34 years old	35-39 years old	40-44 years old	45-49 years old	50-54 years old	55-59 years old
26	36	141	138	126	128	111	115
60-64 years old	65-69 years old	70-74 years old	75-79 years old	80-84 years old	85+ years old	Don't want to answer	
63	58	40	25 *	*	159		

Table 2. Client Household Income

\$0-\$11,000	\$11,001-\$44,725	\$44,726-\$95,375	\$95,376-\$182,100	\$182,101-\$231,250	\$231,251-\$578,125	\$578,126+	Don't want to answer
18	82	220	242	103	110	23	306

2025

☐ Qtr 1☒ Qtr 2☐ Qtr 3☐ Qtr 4

\*Value not shown to protect confidentiality.



## Oregon Psilocybin Services Data Dashboard Client Demographic Page

Version 1.9

### County of Residence Tables

**Table 1.** Client County of Residence

Baker	Benton	Clackamas	Clatsop	Columbia	Coos	Crook	Curry	Deschutes	Douglas	Gilliam	Grant	Harney
*	23	40	*	*	*	*	*	37	*	*	*	*
Hood River	Jackson	Jefferson	Josephine	Klamath	Lake	Lane	Lincoln	Linn	Malheur	Marion	Morrow	
*		24	*	*	*		28	*	*		21	*
Multnomah	Polk	Sherman	Tillamook	Umatilla	Union	Wallowa	Wasco	Washington	Wheeler	Yamhill		
105	*	*	*	*	*	*	*		39	*	*	
Other location within USA		Location outside USA		Don't want to answer								
448		140						184				

# 317

Sum of Clients from Oregon Counties

\*Value not shown to protect confidentiality.

2025

☐ Qtr 1☒ Qtr 2☐ Qtr 3☐ Qtr 4



## Oregon Psilocybin Services Data Dashboard Client Demographic Page

Version 1.9

### Client Reasons for Seeking Psilocybin Services

**Table 1.** Client Reasons for Psilocybin Service Use. *Select all that apply.*

General health and wellness		Culturally or linguistically responsive options		Enhanced creativity	Change in perspective, motivation	
447		22		213	459	
Expanded consciousness		Spirituality, religious reasons		Gender identity development	Mental or physical exhaustion	
427		250 *			183	
Chronic pain	Brain injury	End-of-life psychological distress		Tobacco, alcohol or substance use		Anxiety
77	44	20		70		404
PTSD		Other mental health diagnosis		Undiagnosed mental or emotional issues		Eating disorder
238		44		30 *		18
Racial or ethnicity-based trauma		Gender or sexuality-based trauma		Domestic violence related trauma		Combat or military service trauma
14		42		106		35
Colonization, relocation, displacement trauma		Other trauma	Other reasons not listed		Don't know	Don't want to answer
13		169	75 *			163

2025

☐ Qtr 1☒ Qtr 2☐ Qtr 3☐ Qtr 4

**Note.** Values represent the count of total clients who selected each response category for that quarter, therefore total responses may be greater than the total number of clients who responded. \*Value not shown to protect confidentiality.