



Archive Oregon Psilocybin Services (OPS) Dashboard Page:
2026 Q1 (*January 1, 2026 to March 31, 2026*)

This document contains screenshots of the OPS Data Dashboard for Q1-2026 (January 1, 2025 to March 31, 2026). The purpose of this document is to archive and make previously published dashboard pages available to the public. When text is presented which must be scrolled to access on the report pages, there will be multiple screenshots of that page to capture the full text from the dashboard page.

Please contact OHA.Psilocybin@oha.oregon.gov with any questions about the dashboard or general inquiries about OPS.



Oregon Psilocybin Services Data Dashboard Licensing Page

Page Navigation

Overview

Methods and
Limitations

Application Status
Diagram

Licensing Tables

All Time Licensing
Totals

Renewal Information

All Time License
Denial Tables

Current Quarter
License Denial Tables

Training Program
Tables

NEW - Dual Licensed
Facilitator Tables

Dashboard Navigation

Overview

OPS first began accepting applications for Facilitator, Manufacturer, Service Center, and Laboratory licenses and Worker Permits on January 1, 2023. For more information about specific license types, please visit the [OPS homepage](#).

This page was created to present licensing data as directed in ORS 475A.374, including the number of licenses issued by license type (1a), number of applications submitted by license type (1b), and the number of denials and reasons for denials (1b).

Licensing Tables

The Licensing Tables include data on the total number of applications received by OPS, the number of licenses issued (approved status), and the total number of license denials, all by license type. All denials are final orders which are posted to the [Oregon Psilocybin Services – Final Orders webpage](#). Detailed information about reasons for denials can be found in the OPS rules [333-333-4130](#). Licensing Tables also include the number of license renewals, by license type.

Training Program Tables

Psilocybin training programs must have their curriculum approved by Oregon Psilocybin Services (OPS) and they must be licensed by the Higher Education Coordinating Commission (HECC) or receive a determination from HECC that a license is not required. Training Program tables present data regarding Training Program curriculum approvals. To see a list of approved training programs, visit the [Current Active Psilocybin Training Programs](#) page.

Dual Licensed Facilitator Tables

HB 2387 was passed by the Oregon Legislature in 2025 and contains provisions that affect licensed psilocybin facilitators who hold professional licenses that are regulated by specific licensing boards in Oregon.

The legislation identifies seven boards and grants specific protections and privileges for people licensed by those boards:

- (A) Oregon Board of Licensed Professional Counselors and Therapists;
- (B) Oregon Board of Naturopathic Medicine;
- (C) Oregon Board of Psychology;
- (D) Oregon Medical Board;
- (E) Oregon State Board of Nursing;



Oregon Psilocybin Services Data Dashboard Licensing Page

Page Navigation

- Overview
- Methods and Limitations
- Application Status Diagram
- Licensing Tables
- All Time Licensing Totals
- Renewal Information
- All Time License Denial Tables
- Current Quarter License Denial Tables
- Training Program Tables
- NEW - Dual Licensed Facilitator Tables
- Dashboard Navigation

[333-4130](#). Licensing tables also include the number of license renewals, by license type.

Training Program Tables

Psilocybin training programs must have their curriculum approved by Oregon Psilocybin Services (OPS) and they must be licensed by the Higher Education Coordinating Commission (HECC) or receive a determination from HECC that a license is not required. Training Program tables present data regarding Training Program curriculum approvals. To see a list of approved training programs, visit the [Current Active Psilocybin Training Programs](#) page.

Dual Licensed Facilitator Tables

HB 2387 was passed by the Oregon Legislature in 2025 and contains provisions that affect licensed psilocybin facilitators who hold professional licenses that are regulated by specific licensing boards in Oregon.

The legislation identifies seven boards and grants specific protections and privileges for people licensed by those boards:

- (A) Oregon Board of Licensed Professional Counselors and Therapists;
- (B) Oregon Board of Naturopathic Medicine;
- (C) Oregon Board of Psychology;
- (D) Oregon Medical Board;
- (E) Oregon State Board of Nursing;
- (F) State Board of Licensed Social Workers;
- (G) State Board of Pharmacy.

Beginning January 1, 2026, a facilitator licensed under ORS 475A.325 who is also licensed by one of the seven boards may provide health and behavioral health services during preparation and integration sessions. This may be referred to as “dual licensure”. A facilitator must notify OHA in a form and manner prescribed by the Authority if licensed under these specific boards.

View Current Data vs Historical Totals

Without adjusting the date slider, the tables will display the current licensing totals for OPS by default. If you are interested in viewing licensing values for a specific date or date range, adjust the dates on the date slider and the data displayed on the page will adjust to show historical totals for the specified dates.



Oregon Psilocybin Services Data Dashboard Licensing Page

Page Navigation

- Overview
- Methods and Limitations**
- Application Status Diagram
- Licensing Tables
- All Time Licensing Totals
- Renewal Information
- All Time License Denial Tables
- Current Quarter License Denial Tables
- Training Program Tables
- NEW - Dual Licensed Facilitator Tables
- Dashboard Navigation

Methods and Limitations

Licensing Method

Statuses on this page directly reflect statuses in the Training program, Licensing, and Compliance (TLC) system which are updated by OPS staff. See the Key on each data table page for descriptions of each status included.

Table 1 of the Licensing Tables charts the submission, review, and approval of license and permit applications to OPS. Statuses presented do not include applications which have been submitted but have not yet begun to be reviewed or assigned to OPS staff members. Table 2 of the Licensing Tables presents data on licenses and permits once approvals have been issued and following them until expiration, renewal, or administrative action.

Licensing Limitations

Statuses will appear on the licensing tables once at least one license holds that status. Licenses that are “renewed” status will also have “approved” status, therefore the totals will only count a renewed license as a single license in the tables on this page.

TLC development is ongoing and its functionality has been evolving which is reflected in the data. Certain development was not available in 2023 when applications for licenses began. Internal licensing and compliance processes have also developed over time and new legislative and rule changes will have an impact on license and applications statuses and timelines from the start of the program to present day. Keep these considerations in mind when viewing historical totals using the date slider. All updates to TLC that impact data in the present report will be noted here as they are made as changes made to the system will not retroactively apply to the data.

OPS does not track the lifecycle of a specific license but instead tracks the number of licenses which have been in a specific status.

Please note that many licenses were issued in 2024 therefore renewals for those licenses are not expected until 2025.

Training Program Curriculum Approval Method

Under ORS 475A, psilocybin facilitator training programs must receive curriculum approval through OPS. Training programs may



Oregon Psilocybin Services Data Dashboard Licensing Page

Page Navigation

Overview

**Methods and
Limitations**

Application Status
Diagram

Licensing Tables

All Time Licensing
Totals

Renewal Information

All Time License
Denial Tables

Current Quarter
License Denial Tables

Training Program
Tables

NEW - Dual Licensed
Facilitator Tables

Dashboard Navigation

Under ORS 475A, psilocybin facilitator training programs must receive curriculum approval through OPS. Training programs may also be subject to licensure, exemption, and regulation through the Higher Education Coordinating Commission (HECC). For more information, please visit the [OPS Training Program Information webpage](#).

Table 1 of the Training Program Curriculum Approval Tables charts the submission, review, and approval of training program curriculum approval applications to OPS. Statuses presented do not include applications which have been submitted but have not yet begun to be reviewed or assigned to OPS staff members. Table 2 of the Training Program Curriculum Approval Tables presents data on training program curriculum approvals once approvals have been issued and following them until expiration, renewal, or administrative action.

Training Program Curriculum Approval Limitations

Statuses will appear on the training program tables once at least one application for training program curriculum approval holds that status.

Beginning January 1, 2025, the term for training program curriculum approval has been changed from five years to one year. This change is not retroactive. For applications approved prior to January 1, 2025, training program curriculum approval still has a term of five years from the date of initial approval.

Facilitator Dual Licensure Method

Although licensed facilitators may also hold other professional licenses, they may not practice on any other professional license types while providing administration sessions to clients. Licensed facilitators may decline services to clients for any reason but may also refer clients to other licensed facilitators that may have more experience serving specific client needs. Licensed facilitators who hold certain professional license types may provide health care and behavioral health services during preparation and integration sessions.

Facilitator Dual licensure Limitations

Starting January 1, 2026 all original and renewal facilitator license applications require reporting of licensure by the applicable Oregon boards. Facilitator dual licensure will not be fully captured for all facilitators until after all have completed renewals or submitted an original application on or after January 1, 2026, expected by January 1, 2027.

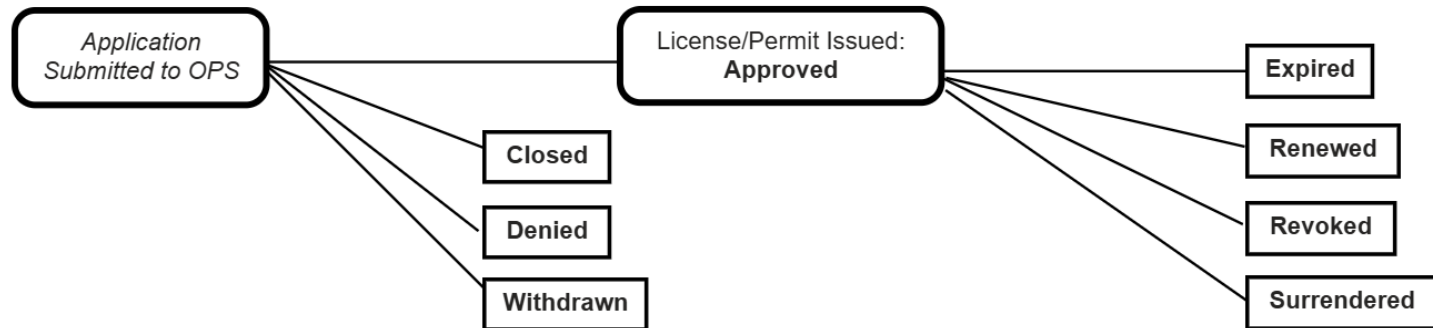


Oregon Psilocybin Services Data Dashboard Licensing Page

Page Navigation

- Overview
- Methods and Limitations
- Application Status Diagram**
- Licensing Tables
- All Time Licensing Totals
- Renewal Information
- All Time License Denial Tables
- Current Quarter License Denial Tables
- Training Program Tables
- NEW - Dual Licensed Facilitator Tables
- Dashboard Navigation

OPS Application Status Diagram



Note. This diagram shows the possible statuses an Oregon Psilocybin Services application or license could hold and includes all of the statuses displayed in the Licensing Tables.

Key:

- Approved:** means a license has been issued to the applicant. Once a license has been issued, the licensee may begin exercising the privileges of the license for the duration of one year from the approval date.
- Closed:** a license application that has been closed due to incomplete status.
- Denied:** a final order has been issued that denies the license application.
- Withdrawn:** a license application that has been withdrawn by the applicant.
- Expired:** a license that has expired and is no longer valid.
- Renewed:** a renewal license that has been issued.
- Revoked:** a final order has been issued that revokes a license, permit, or training program curriculum approval.
- Surrendered:** a license has been surrendered by a licensee and is no longer valid. OPS must approve requests for surrender.



Oregon Psilocybin Services Data Dashboard Licensing Page

Version 2.6

Page Navigation

- Overview
- Methods and Limitations
- Application Status Diagram
- Licensing Tables**
- All Time Licensing Totals
- Renewal Information
- All Time License Denial Tables
- Current Quarter License Denial Tables
- Training Program Tables
- NEW - Dual Licensed Facilitator Tables
- Dashboard Navigation

Licensing Tables

Table 1. Applications: Total Number of License and Worker Permit Applications Submitted by Type and Status

License Type	Approved	Closed	Denied	Withdrawn
Facilitator	383	87	1	3
Laboratory	1			
Manufacturer	9	14		7
Service Center	23	17	2	3
Worker Permit	944	248		5
Total	1360	366	3	18

Note. Values in Table 1 represent the total number of applications in the displayed status during the dates on the date slider.

Table 2. Licenses and Permits: Total Number of Licenses and Worker Permits by Type and Status

License Type	Approved	Expired	Renewed	Surrendered
Facilitator	383	277	285	9
Laboratory	1	1	1	
Manufacturer	9	7	8	5
Service Center	23	8	27	10
Worker Permit	944	76	11	6
Total	1360	369	332	30

Note. Values in Table 2 represent the total number of individual licenses in the displayed status during the dates on the date slider. Please keep in mind that a license can be in multiple statuses simultaneously or over time (e.g., approved and renewed), therefore total counts across each license type will potentially be greater than the total number of individual licenses issued.

Date

1/2/2023 6/6/2026

Values displayed on this page represent totals for the date range displayed on the date slider.

License Type

- Facilitator
- Laboratory
- Manufacturer
- Service Center
- Worker Permit

OPS does not track the lifecycle of a specific license but instead tracks the number of licenses which have been in a specific status.

Key:

Applicant: an individual or entity who applies for a license or permit under ORS chapter 475A.

Licensee: an individual entity that has been issued a license under ORS chapter 475A.

Facilitator: licensed individual who support clients through a non-directive approach to psilocybin services, including preparation, administration, and integration sessions.

Laboratory: the licensed premises



Oregon Psilocybin Services Data Dashboard Licensing Page

Licensing Tables

Page Navigation

- Overview
- Methods and Limitations
- Application Status Diagram
- Licensing Tables**
- All Time Licensing Totals
- Renewal Information
- All Time License Denial Tables
- Current Quarter License Denial Tables
- Training Program Tables
- NEW - Dual Licensed Facilitator Tables
- Dashboard Navigation

Table 1. Applications: Total Number of License and Worker Permit Applications Submitted by Type and Status

License Type	Approved	Closed	Denied	Withdrawn
Facilitator	383	87	1	3
Laboratory	1			
Manufacturer	9	14		7
Service Center	23	17	2	3
Worker Permit	944	248		5
Total	1360	366	3	18

Note. Values in Table 1 represent the total number of applications in the displayed status during the dates on the date slider.

Table 2. Licenses and Permits: Total Number of Licenses and Worker Permits by Type and Status

License Type	Approved	Expired	Renewed	Surrendered
Facilitator	383	277	285	9
Laboratory	1	1	1	
Manufacturer	9	7	8	5
Service Center	23	8	27	10
Worker Permit	944	76	11	6
Total	1360	369	332	30

Note. Values in Table 2 represent the total number of individual licenses in the displayed status during the dates on the date slider. Please keep in mind that a license can be in multiple statuses simultaneously or over time (e.g., approved and renewed), therefore total counts across each license type will potentially be greater than the total number of individual licenses issued.

Date

1/2/2023 6/6/2026

Values displayed on this page represent totals for the date range displayed on the date slider.

License Type

- Facilitator
- Laboratory
- Manufacturer
- Service Center
- Worker Permit

OPS does not track the lifecycle of a specific license but instead tracks the number of licenses which have been in a specific status.

that tests psilocybin products for species identification, product potency, and solvent testing.

Manufacturer: the licensed premises where indoor cultivation or processing of natural psilocybin products takes place.

Service Center: the licensed premises where administration sessions take place and the only location where clients can legally purchase and consume psilocybin in Oregon.



Oregon Psilocybin Services Data Dashboard Licensing Page

Version 2.6

Page Navigation

- Overview
- Methods and Limitations
- Application Status Diagram
- Licensing Tables
- All Time Licensing Totals
- Renewal Information
- All Time License Denial Tables
- Current Quarter License Denial Tables
- Training Program Tables
- NEW - Dual Licensed Facilitator Tables
- Dashboard Navigation

Licensing Tables

Table 1. Applications: Total Number of License and Worker Permit Applications Submitted by Type and Status

License Type	Approved	Closed	Denied	Withdrawn
Facilitator	383	87	1	3
Laboratory	1			
Manufacturer	9	14		7
Service Center	23	17	2	3
Worker Permit	944	248		5
Total	1360	366	3	18

Note. Values in Table 1 represent the total number of applications in the displayed status during the dates on the date slider.

Table 2. Licenses and Permits: Total Number of Licenses and Worker Permits by Type and Status

License Type	Approved	Expired	Renewed	Surrendered
Facilitator	383	277	285	9
Laboratory	1	1	1	
Manufacturer	9	7	8	5
Service Center	23	8	27	10
Worker Permit	944	76	11	6
Total	1360	369	332	30

Note. Values in Table 2 represent the total number of individual licenses in the displayed status during the dates on the date slider. Please keep in mind that a license can be in multiple statuses simultaneously or over time (e.g., approved and renewed), therefore total counts across each license type will potentially be greater than the total number of individual licenses issued.

Date

1/2/2023 6/6/2026



Values displayed on this page represent totals for the date range displayed on the date slider.

License Type

- Facilitator
- Laboratory
- Manufacturer
- Service Center
- Worker Permit

OPS does not track the lifecycle of a specific license but instead tracks the number of licenses which have been in a specific status.

Worker Permit: permitted individuals who perform work for, or on behalf of, a licensee who hold a valid permit issued by OHA.

Approved: means a license has been issued to the applicant. Once a license has been issued, the licensee may begin exercising the privileges of the license for the duration of one year from the approval date.

Closed: a license application that has been closed due to incomplete status.

Denied: a final order has been issued



Oregon Psilocybin Services Data Dashboard Licensing Page

Licensing Tables

Page Navigation

- Overview
- Methods and Limitations
- Application Status Diagram
- Licensing Tables**
- All Time Licensing Totals
- Renewal Information
- All Time License Denial Tables
- Current Quarter License Denial Tables
- Training Program Tables
- NEW - Dual Licensed Facilitator Tables
- Dashboard Navigation

Table 1. Applications: Total Number of License and Worker Permit Applications Submitted by Type and Status

License Type	Approved	Closed	Denied	Withdrawn
Facilitator	383	87	1	3
Laboratory	1			
Manufacturer	9	14		7
Service Center	23	17	2	3
Worker Permit	944	248		5
Total	1360	366	3	18

Note. Values in Table 1 represent the total number of applications in the displayed status during the dates on the date slider.

Table 2. Licenses and Permits: Total Number of Licenses and Worker Permits by Type and Status

License Type	Approved	Expired	Renewed	Surrendered
Facilitator	383	277	285	9
Laboratory	1	1	1	
Manufacturer	9	7	8	5
Service Center	23	8	27	10
Worker Permit	944	76	11	6
Total	1360	369	332	30

Note. Values in Table 2 represent the total number of individual licenses in the displayed status during the dates on the date slider. Please keep in mind that a license can be in multiple statuses simultaneously or over time (e.g., approved and renewed), therefore total counts across each license type will potentially be greater than the total number of individual licenses issued.

Date

1/2/2023 📅 6/6/2026 📅

Values displayed on this page represent totals for the date range displayed on the date slider.

License Type

- Facilitator
- Laboratory
- Manufacturer
- Service Center
- Worker Permit

OPS does not track the lifecycle of a specific license but instead tracks the number of licenses which have been in a specific status.

that denies the license application.

Withdrawn: a license application that has been withdrawn by the applicant.

Expired: a license that has expired and is no longer valid.

Renewed: a renewal license that has been issued.

Revoked: a final order has been issued that revokes a license, permit, or training program curriculum approval.

Surrendered: a license has been surrendered by a licensee and is no



Oregon Psilocybin Services Data Dashboard Licensing Page

Licensing Tables

Page Navigation

- Overview
- Methods and Limitations
- Application Status Diagram
- Licensing Tables**
- All Time Licensing Totals
- Renewal Information
- All Time License Denial Tables
- Current Quarter License Denial Tables
- Training Program Tables
- NEW - Dual Licensed Facilitator Tables
- Dashboard Navigation

Table 1. Applications: Total Number of License and Worker Permit Applications Submitted by Type and Status

License Type	Approved	Closed	Denied	Withdrawn
Facilitator	383	87	1	3
Laboratory	1			
Manufacturer	9	14		7
Service Center	23	17	2	3
Worker Permit	944	248		5
Total	1360	366	3	18

Note. Values in Table 1 represent the total number of applications in the displayed status during the dates on the date slider.

Table 2. Licenses and Permits: Total Number of Licenses and Worker Permits by Type and Status

License Type	Approved	Expired	Renewed	Surrendered
Facilitator	383	277	285	9
Laboratory	1	1	1	
Manufacturer	9	7	8	5
Service Center	23	8	27	10
Worker Permit	944	76	11	6
Total	1360	369	332	30

Note. Values in Table 2 represent the total number of individual licenses in the displayed status during the dates on the date slider. Please keep in mind that a license can be in multiple statuses simultaneously or over time (e.g., approved and renewed), therefore total counts across each license type will potentially be greater than the total number of individual licenses issued.

Date

1/2/2023 🗓 6/6/2026 🗓

Values displayed on this page represent totals for the date range displayed on the date slider.

License Type

- Facilitator
- Laboratory
- Manufacturer
- Service Center
- Worker Permit

OPS does not track the lifecycle of a specific license but instead tracks the number of licenses which have been in a specific status.

has been withdrawn by the applicant.

Expired: a license that has expired and is no longer valid.

Renewed: a renewal license that has been issued.

Revoked: a final order has been issued that revokes a license, permit, or training program curriculum approval.

Surrendered: a license has been surrendered by a licensee and is no longer valid. OPS must approve requests for surrender.



Oregon Psilocybin Services Data Dashboard Licensing Page

All Time Licensing Totals

Page Navigation

- Overview
- Methods and Limitations
- Application Status Diagram
- Licensing Tables
- All Time Licensing Totals**
- Renewal Information
- All Time License Denial Tables
- Current Quarter License Denial Tables
- Training Program Tables
- NEW - Dual Licensed Facilitator Tables
- Dashboard Navigation

All Time Totals:
OPS does not track the lifecycle of a specific license but instead tracks the number of licenses which have been in a specific status. These values represent the total number of individual licenses and permits for the dates displayed on the date slider. Select a license type from the menu on the right side of the page to view totals for a specific license type.

689
 Total Licenses All Time

1024
 Total Worker Permits All Time

Date

1/2/2023 6/6/2026

Values displayed on this page represent totals for the date range displayed on the date slider.

License Type

- Facilitator
- Laboratory
- Manufacturer
- Service Center
- Worker Permit

OPS does not track the lifecycle of a specific license but instead tracks the number of licenses which have been in a specific status.

Key:

Facilitator: licensed individual who support clients through a non-directive approach to psilocybin services, including preparation, administration, and integration sessions.

Laboratory: the licensed premises that tests psilocybin products for species identification, product potency, and solvent testing.

Manufacturer: the licensed premises where indoor cultivation or processing of natural psilocybin products takes



Oregon Psilocybin Services Data Dashboard Licensing Page

Licensing Denials and Reasons for Denial Tables: All Time Totals

Page Navigation

- Overview
- Methods and Limitations
- Application Status Diagram
- Licensing Tables
- All Time Licensing Totals
- Renewal Information
- All Time License Denial Tables**
- Current Quarter License Denial Tables
- Training Program Tables
- NEW - Dual Licensed Facilitator Tables
- Dashboard Navigation

Table 1. All Time Total Denials: Total Number of Licenses Denials by License Type
(January 1, 2023 to March 31, 2026)

License Type	Number of License Denials
Service Center	2
Facilitator	1

Table 2. All Time Total Denial Reasons: Reasons for License Denial
(January 1, 2023 to March 31, 2026)

Does not have approved criminal records check	Does not have a good record of compliance	Facilitator is not an individual person	Failed premises inspection	Financial interest in multiple licenses	
1	0	0	1	0	
Has made false statements to the authority	Has not completed required education or training	Has not demonstrated financial responsibility	Has not passed required examination		
0	0	0	0	0	
Is in the habit of using alcohol or controlled substances to excess	Is not the legitimate owner of the premises	Laboratory accreditation	Land use compatibility statement		
0	0	0	0	0	
Located on state or federal land	No landlord consent	Proposed licensed premises is not contiguous	Proposed premises is in a prohibited location	School proximity	Under 21 years of age
0	0	0	0	1	0

Key:

Applicant: an individual or entity who applies for a license or permit under ORS chapter 475A.

Licensee: an individual entity that has been issued a license under ORS chapter 475A.

Facilitator: licensed individual who support clients through a non-directive approach to psilocybin services, including preparation, administration, and integration sessions.

Laboratory: the licensed premises that tests psilocybin products for species identification, product potency, and solvent testing.

Manufacturer: the licensed premises where indoor cultivation or processing of natural psilocybin products takes place.

Service Center: the licensed premises where administration sessions take place and the only location where clients can legally purchase and consume psilocybin in Oregon.

Worker Permit: permitted individuals who perform work for, or on behalf of, a licensee who hold a valid permit issued by OHA.

Denied: a final order has been issued that denies the license application.



Oregon Psilocybin Services Data Dashboard Licensing Page

Page Navigation

- Overview
- Methods and Limitations
- Application Status Diagram
- Licensing Tables
- All Time Licensing Totals
- Renewal Information
- All Time License Denial Tables
- Current Quarter License Denial Tables**
- Training Program Tables
- NEW - Dual Licensed Facilitator Tables
- Dashboard Navigation

Licensing Denials and Reasons for Denial Tables: 2026 Q1

Table 1. Total Number of Licenses Denials by License Type: 2026 Q1
(January 1, 2026 to March 31, 2026)

License Type	Number of License Denials
	0

Table 2. Reasons for License Denial: 2026 Q1
(January 1, 2026 to March 31, 2026)

Does not have approved criminal records check	Does not have a good record of compliance	Facilitator is not an individual person	Failed premises inspection	Financial interest in multiple licenses	
0	0	0	0	0	
Has made false statements to the authority	Has not completed required education or training	Has not demonstrated financial responsibility	Has not passed required examination		
0	0	0	0	0	
Is in the habit of using alcohol or controlled substances to excess	Is not the legitimate owner of the premises	Laboratory accreditation	Land use compatibility statement		
0	0	0	0	0	
Located on state or federal land	No landlord consent	Proposed licensed premises is not contiguous	Proposed premises is in a prohibited location	School proximity	Under 21 years of age
0	0	0	0	0	0

Key:

Applicant: an individual or entity who applies for a license or permit under ORS chapter 475A.

Licensee: an individual entity that has been issued a license under ORS chapter 475A.

Facilitator: licensed individual who support clients through a non-directive approach to psilocybin services, including preparation, administration, and integration sessions.

Laboratory: the licensed premises that tests psilocybin products for species identification, product potency, and solvent testing.

Manufacturer: the licensed premises where indoor cultivation or processing of natural psilocybin products takes place.

Service Center: the licensed premises where administration sessions take place and the only location where clients can legally purchase and consume psilocybin in Oregon.

Worker Permit: permitted individuals who perform work for, or on behalf of, a licensee who hold a valid permit issued by OHA.

Denied: a final order has been issued that denies the license application.



Oregon Psilocybin Services Data Dashboard Licensing Page

Version 2.6

Page Navigation

- Overview
- Methods and Limitations
- Application Status Diagram
- Licensing Tables
- All Time Licensing Totals
- Renewal Information
- All Time License Denial Tables
- Current Quarter License Denial Tables
- Training Program Tables**
- NEW - Dual Licensed Facilitator Tables
- Dashboard Navigation

Training Program Curriculum Approval Tables

Table 1. Applications: Total Number of Training Program Curriculum Approval Applications Submitted by Status

License Type	Approved	Closed	Withdrawn	Total
Training Program	15	3	1	19
Total	15	3	1	19

Table 2. Training Program Curriculum: Training Program Curriculum Approval Status

License Type	Approved	Revoked	Surrendered	Total
Training Program	15	5	11	31
Total	15	5	11	31

All Time Totals:
These values represent totals for the dates displayed on the date slider

32

Total Training Program Curriculum Approvals

Date

6/6/2022

1/12/2026

Values displayed on this page represent totals for the date range displayed on the date slider.

Key:

Training program: a psilocybin facilitator training program that has received curriculum approval from OHA.

Approved: a training program has been issued curriculum approval.

Closed: a training program curriculum approval that has been closed due to incomplete status.

Denied: a final order has been issued that denies the training program curriculum approval.

Withdrawn: a training program curriculum approval application that has been withdrawn by the applicant.

Expired: a training program curriculum approval that has expired and is no longer valid.

Renewed: a training program curriculum approval that has been renewed.

Revoked: a final order has been issued that revokes a license, permit, or training program curriculum approval.

Surrendered: a training program curriculum approval that has been surrendered and is no longer valid. OPS must approve requests for surrender.



Oregon Psilocybin Services Data Dashboard Licensing Page

Page Navigation

- Overview
- Methods and Limitations
- Application Status Diagram
- Licensing Tables
- All Time Licensing Totals
- Renewal Information
- All Time License Denial Tables
- Current Quarter License Denial Tables
- Training Program Tables
- NEW - Dual Licensed Facilitator Tables**
- Dashboard Navigation

Dual Licensed Facilitator Tables

Table 1. Dual Licensed Facilitators: All Time Totals
(January 1, 2026 to March 31, 2026)

Oregon Boards	Percent of Facilitator Licensees Approved in Q1 of 2026 with Dual Licensure
Oregon Board of Licensed Professional Counselors and Therapists	7.21
Oregon Board of Naturopathic Medicine	1.80
Oregon Board of Psychology	4.50
Oregon Medical Board	0.90
Oregon State Board of Nursing	4.50
State Board of Licensed Social Workers	2.70
State Board of Pharmacy	0.00

Note. These 2026 Q1 data captures dual-licensed facilitators who received approval or renewal application was approved during this quarter. This value is used to calculate the percentage column. Starting January 1, 2026 all initial and renewal facilitator license applications require reporting of dual licensure if applicable. Dual licensure will not be fully captured for all facilitators until after all have completed renewals or submitted an initial application on or after January 1, 2026, expected by January 1, 2027. A facilitator may be licensed by more than one of the boards listed. OPS will only publish percentages of dual licensed facilitators. For more information about dual licensure, see the [Dual Licensure Fact Sheet](#).

Key:

Licensee: an individual entity that has been issued a license under ORS chapter 475A.
Facilitator: licensed individual who support clients through a non-directive approach to psilocybin services, including preparation, administration, and integration sessions.



Oregon Psilocybin Services Data Dashboard Licensing Page

Page Navigation

- Overview
- Methods and Limitations
- Application Status Diagram
- Licensing Tables
- All Time Licensing Totals
- Renewal Information
- All Time License Denial Tables
- Current Quarter License Denial Tables
- Training Program Tables
- NEW - Dual Licensed Facilitator Tables
- Dashboard Navigation**

Dashboard Navigation

Adjust Dates: The data presented on the page will adjust to the date ranges you select on the date slider. To view all time totals, be sure to check that the dates selected include the present day or “clear selection.”

Interactive Features: These dashboards are interactive. In addition to being able to select specific categories from menus, you can also click on a category or date on a table and the rest of the data on the page will adjust to reflect that category. If you would like to return to the original view, click outside of the tables on the page or reset page.

Limited Drilling: There will be limited ability to drill into the data on certain pages when required to protect the confidentiality of the individuals involved.

View Different Report Pages: Navigate to different report pages by clicking on the gray report page tabs at the bottom of the report.

Issues Viewing the Dashboard Page: Please allow a few moments for the dashboard pages to load. Due to system limitations, the interactive dashboard tables can only be viewed from within the United States.

[Explore Other OPS Dashboards and Data](#)



Oregon Psilocybin Services Data Dashboard Compliance Page

Version 2.6

Overview

Under ORS 475A, OPS will investigate complaints, incidents, or concerns related to statute and rule violations that occur on licensed premises and during the provision of psilocybin services. Investigations are to gather evidence and may not necessarily result in administrative actions.

Licensees, clients, and any member of the public can [File a Complaint](#) on the OPS website, by phone, or by email. Our section investigates complaints, incidents, or concerns related to safety issues or statute and rule violations that occur on licensed premises and during the provision of psilocybin services.

Administrative sanctions depend on the severity of violation and may include restriction of a license, civil penalties, or suspension or revocation of a license. ORS 475A.374 requires reporting of disciplinary actions taken by OPS. Final orders for administrative violations are published on our website under the OPS Data Dashboard. To see all Final Orders issued by OPS, please visit the [Oregon Psilocybin Services – Final Orders webpage](#).

Compliance Tables

The compliance page contains information regarding the number of complaints received, investigations opened, and total number of disciplinary actions by license type and action taken.

View Current Data vs Historical Totals

Without adjusting the date slider, the tables will display the current compliance totals for OPS by default. If you are interested in viewing values for a specific date or date range, adjust the dates on the date slider and the data displayed on the page will adjust to show historical totals for the specified dates.

Archived Quarters

To view tables from previous quarters, visit the [Archive page](#) on the OPS Data Dashboard page. This will have detailed information from previous quarters starting from the first quarter of 2025 on.

Page Navigation

Overview	Methods and Limitations	Complaint and Investigation Tables	All Time Disciplinary Action Tables	Current Quarter Disciplinary Action...	NEW - Administrative Violations and...	NEW - Current Quarter Administrati...	NEW - Administrative Hearings Tables	Dashboard Navigation
----------	-------------------------	------------------------------------	-------------------------------------	--	--	---------------------------------------	--------------------------------------	----------------------



Oregon Psilocybin Services Data Dashboard Compliance Page

Version 2.6

Methods and Limitations

Method

Number of complaints are sourced from the Training program, Licensing, and Compliance (TLC) system. Final Orders for license denials or administrative actions will appear on this page once they have been issued and posted to the [Final Orders](#) page and updated here each quarter.

OPS investigates complaints, incidents, or concerns related to safety issues or statute and rule violations that occur on licensed premises and during the provision of psilocybin services. Once we receive a complaint, OPS will determine if there are potential violations of ORS 475A or OAR 333-333 and whether the Oregon Health Authority is the agency with jurisdiction to take further action. Oregon Psilocybin Services will only investigate violations of ORS 475A or ORS 333-333. Complaints related to criminal activity are a matter for law enforcement.

During an investigation, Oregon Psilocybin Services (OPS) will conduct interviews with the complainant, witnesses, and licensees involved. If needed, OPS will also interview clients. OPS will request all relevant records and any security camera footage, if available. If statute or rule violations are discovered and there is enough evidence to prove the violation, the licensee will be issued a notice of a proposed administrative action that proposes some disciplinary licensing action and/or civil penalty. Administrative sanctions depend on the severity of violation and may include restriction of a license, civil penalties, or suspension or revocation of a license. A licensee will have between 20-30 days to request a hearing, depending on what the proposed sanction is. If requested, the hearing would be conducted by an Administrative Law Judge (ALJ). After the hearing, the ALJ would issue their proposed order and then OHA would issue a final order. For more information on categories of OPS's administrative violations, please reference OAR 333-333-6200.

Members of the public can [File a Complaint](#) on the OPS website.

Limitations

The number of complaints does not include internally-generated compliance cases, however disciplinary actions may result from internal or external complaints, violation concerns, or auditing.

Page Navigation

Overview	Methods and Limitations	Complaint and Investigation Tables	All Time Disciplinary Action Tables	Current Quarter Disciplinary Action...	NEW - Administrative Violations and...	NEW - Current Quarter Administrati...	NEW - Administrative Hearings Tables	Dashboard Navigation
----------	--------------------------------	------------------------------------	-------------------------------------	--	--	---------------------------------------	--------------------------------------	----------------------



Oregon Psilocybin Services Data Dashboard Compliance Page

Version 2.6

During an investigation, Oregon Psilocybin Services (OPS) will conduct interviews with the complainant, witnesses, and licensees involved. If needed, OPS will also interview clients. OPS will request all relevant records and any security camera footage, if available. If statute or rule violations are discovered and there is enough evidence to prove the violation, the licensee will be issued a notice of a proposed administrative action that proposes some disciplinary licensing action and/or civil penalty. Administrative sanctions depend on the severity of violation and may include restriction of a license, civil penalties, or suspension or revocation of a license. A licensee will have between 20-30 days to request a hearing, depending on what the proposed sanction is. If requested, the hearing would be conducted by an Administrative Law Judge (ALJ). After the hearing, the ALJ would issue their proposed order and then OHA would issue a final order. For more information on categories of OPS's administrative violations, please reference OAR 333-333-6200.

Members of the public can [File a Complaint](#) on the OPS website.

Limitations

The number of complaints does not include internally-generated compliance cases, however disciplinary actions may result from internal or external complaints, violation concerns, or auditing.

It may take time before a final order is issued to a licensee for administrative violations- see method for more information.

Final orders are categorized based on type of administrative action, however, to understand the details please reference the Final Orders on the [Final Orders](#) page.

TLC development is ongoing and its functionality has been evolving which is reflected in the data. Certain development was not available in 2023 when applications for licenses began. Internal licensing and compliance processes have also developed over time and new legislative and rule changes will have an impact on data presented in the compliance tables. Keep these considerations in mind when viewing historical totals using the date slider. All updates to TLC that impact data in the present report will be noted here as they are made as changes made to the system will not retroactively apply to the data.

Page Navigation

Overview	Methods and Limitations	Complaint and Investigation Tables	All Time Disciplinary Action Tables	Current Quarter Disciplinary Action...	NEW - Administrative Violations and...	NEW - Current Quarter Administrati...	NEW - Administrative Hearings Tables	Dashboard Navigation
----------	--------------------------------	------------------------------------	-------------------------------------	--	--	---------------------------------------	--------------------------------------	----------------------



Oregon Psilocybin Services Data Dashboard Compliance Page

Complaint and Investigation Tables

Table 1. Number of Complaints Received by Oregon Psilocybin Services



Table 2. Number of Investigations Conducted by Oregon Psilocybin Services



Date Complaint Received

5/9/2023 [calendar icon] 5/21/2026 [calendar icon]

Values displayed in Table 1 represent totals for the date range displayed on the Date Complaint Received slider above.

Key:

Complaint: any complaint received by a member of the public through the OPS Complaint Form, by email, or by telephone.
Investigation: conducted by OPS compliance staff to investigate potential violations of ORS 475A or OAR 333-333.

Note. OPS will investigate complaints, incidents, or concerns related to safety issues or statute and rule violations that occur on licensed premises and during the provision of psilocybin services. Once we receive a complaint, OPS will determine if there are potential violations of ORS 475A or OAR 333-333 and whether the Oregon Health Authority is the agency with jurisdiction to take further action. Oregon Psilocybin Services will only investigate violations of ORS 475A or ORS 333-333. Complaints related to criminal activity are a matter for law enforcement.

During an investigation, Oregon Psilocybin Services (OPS) will conduct interviews with the complainant, witnesses, and licensees involved. If needed, we will also interview clients. OPS will request all relevant records and any security camera footage, if available. If statute or rule violations are discovered and there is enough evidence to prove the violation, the licensee will be issued a notice of a proposed administrative action that proposes some disciplinary action and/or civil penalty.

Administrative sanctions depend on the severity of violation and may include restriction of a license, civil penalties, or suspension or revocation of a license. A licensee will have between 20-30 days to request a hearing, depending on what the proposed sanction is. If requested, the hearing would be conducted by an Administrative Law Judge (ALJ). After

Page Navigation

- Overview
- Methods and Limitations
- Complaint and Investigation Tables**
- All Time Disciplinary Action Tables
- Current Quarter Disciplinary Action...
- NEW - Administrative Violations and...
- NEW - Current Quarter Administrati...
- NEW - Administrative Hearings Tables
- Dashboard Navigation



Oregon Psilocybin Services Data Dashboard Compliance Page

Version 2.6

Complaint and Investigation Tables

Table 1. Number of Complaints Received by Oregon Psilocybin Services

Number of Complaints

111

Table 2. Number of Investigations Conducted by Oregon Psilocybin Services

Number of Investigations

122

Date Complaint Received

5/9/2023 5/21/2026



Values displayed in Table 1 represent totals for the date range displayed on the Date Complaint Received slider above.

Key:

Complaint: any complaint received by a member of the public through the OPS Complaint Form, by email, or by telephone.
Investigation: conducted by OPS compliance staff to investigate potential violations of ORS 475A or OAR 333-333.

During an investigation, Oregon Psilocybin Services (OPS) will conduct interviews with the complainant, witnesses, and licensees involved. If needed, we will also interview clients. OPS will request all relevant records and any security camera footage, if available. If statute or rule violations are discovered and there is enough evidence to prove the violation, the licensee will be issued a notice of a proposed administrative action that proposes some disciplinary action and/or civil penalty.

Administrative sanctions depend on the severity of violation and may include restriction of a license, civil penalties, or suspension or revocation of a license. A licensee will have between 20-30 days to request a hearing, depending on what the proposed sanction is. If requested, the hearing would be conducted by an Administrative Law Judge (ALJ). After the hearing, the ALJ would issue their proposed order and then OHA would issue a final order. For more information on categories of OPS's administrative violations, please reference OAR 333-333-6200.

Members of the public can [File a Complaint](#) on the OPS website.

Page Navigation

- Overview
- Methods and Limitations
- Complaint and Investigation Tables**
- All Time Disciplinary Action Tables
- Current Quarter Disciplinary Action...
- NEW - Administrative Violations and...
- NEW - Current Quarter Administrati...
- NEW - Administrative Hearings Tables
- Dashboard Navigation



Oregon Psilocybin Services Data Dashboard Compliance Page

Version 2.6

Disciplinary Action Tables: All Time Totals

Table 1. Disciplinary Actions by License Type: All Time Totals
(Beginning January 1, 2023 through March 31, 2026)

License Type	Civil Penalty	Restriction	Revocation	Settlement Agreement (Surrender)	Suspension	Total
		0	0		0	0
Facilitator	0	4			3	7
Laboratory	0					0
Manufacturer	0					0
Service Center		19				19
Training Program	0		5			5
Worker Permit	0	1			3	4
Total	0	24	0	5	6	35

Key:

Disciplinary actions: means any Final Order issued to a licensee, permitted worker, or training program under ORS chapter 183 due to a violation of ORS chapter 475A or OAR 333-333.

Applicant: an individual or entity who applies for a license or permit under ORS chapter 475A.

Licensee: an individual entity that has been issued a license under ORS chapter 475A.

Facilitator: licensed individual who support clients through a non-directive approach to psilocybin services, including preparation, administration, and integration sessions.

Laboratory: the licensed premises that tests psilocybin products for species identification, product potency, and solvent testing.

Manufacturer: the licensed premises where indoor cultivation or processing of natural psilocybin products takes place.

Service Center: the licensed premises where administration sessions take place and the only location where clients can

Note. To see all Final Orders issued by OPS, please visit the [Oregon Psilocybin Services – Final Orders webpage](#). To view tables from previous quarters, visit the [Archive page](#) on the OPS Data Dashboard page.

Page Navigation

Overview

Methods and Limitations

Complaint and Investigation Tables

All Time Disciplinary Action Tables

Current Quarter Disciplinary Action...

NEW - Administrative Violations and...

NEW - Current Quarter Administrati...

NEW - Administrative Hearings Tables

Dashboard Navigation



Oregon Psilocybin Services Data Dashboard Compliance Page

Disciplinary Action Tables: All Time Totals

Table 1. Disciplinary Actions by License Type: All Time Totals
(Beginning January 1, 2023 through March 31, 2026)

License Type	Civil Penalty	Restriction	Revocation	Settlement Agreement (Surrender)	Suspension	Total
		0	0		0	0
Facilitator	0	4			3	7
Laboratory	0					0
Manufacturer	0					0
Service Center		19				19
Training Program	0		5			5
Worker Permit	0	1			3	4
Total	0	24	0	5	6	35

Chapter 475A.

Licensee: an individual entity that has been issued a license under ORS chapter 475A.

Facilitator: licensed individual who support clients through a non-directive approach to psilocybin services, including preparation, administration, and integration sessions.

Laboratory: the licensed premises that tests psilocybin products for species identification, product potency, and solvent testing.

Manufacturer: the licensed premises where indoor cultivation or processing of natural psilocybin products takes place.

Service Center: the licensed premises where administration sessions take place and the only location where clients can legally purchase and consume psilocybin in Oregon.

Training program: a psilocybin facilitator training program that has received curriculum approval from OHA.

Worker Permit: permitted individuals who perform work for, or on behalf of, a licensee who hold a valid permit issued by OHA.

Note. To see all Final Orders issued by OPS, please visit the [Oregon Psilocybin Services – Final Orders webpage](#). To view tables from previous quarters, visit the [Archive page](#) on the OPS Data Dashboard page.

Page Navigation

Overview	Methods and Limitations	Complaint and Investigation Tables	All Time Disciplinary Action Tables	Current Quarter Disciplinary Action...	NEW - Administrative Violations and...	NEW - Current Quarter Administrati...	NEW - Administrative Hearings Tables	Dashboard Navigation
----------	-------------------------	------------------------------------	-------------------------------------	--	--	---------------------------------------	--------------------------------------	----------------------



Oregon Psilocybin Services Data Dashboard Compliance Page

Disciplinary Action Tables: 2026 Q1

Table 1. Disciplinary Actions by License Type: 2026 Q1
(January 1, 2026 to March 31, 2026)

License Type	Civil Penalty	Restriction	Revocation	Settlement Agreement (Surrender)	Suspension	Total
		0	0		0	0
Facilitator	0					0
Laboratory	0					0
Manufacturer	0					0
Service Center		2				2
Training Program	0					0
Worker Permit	0					0
Total	0	2	0	0	0	2

Key:

Disciplinary actions: means any Final Order issued to a licensee, permitted worker, or training program under ORS chapter 183 due to a violation of ORS chapter 475A or OAR 333-333.

Applicant: an individual or entity who applies for a license or permit under ORS chapter 475A.

Licensee: an individual entity that has been issued a license under ORS chapter 475A.

Facilitator: licensed individual who support clients through a non-directive approach to psilocybin services, including preparation, administration, and integration sessions.

Laboratory: the licensed premises that tests psilocybin products for species identification, product potency, and solvent testing.

Manufacturer: the licensed premises where indoor cultivation or processing of natural psilocybin products takes place.

Service Center: the licensed premises where administration sessions take place and the only location where clients can

Note. To see all Final Orders issued by OPS, please visit the [Oregon Psilocybin Services – Final Orders webpage](#). To view tables from previous quarters, visit the [Archive page](#) on the OPS Data Dashboard page.

Page Navigation

Overview

Methods and Limitations

Complaint and Investigation Tables

All Time Disciplinary Action Tables

Current Quarter Disciplinary Action...

NEW - Administrative Violations and...

NEW - Current Quarter Administrati...

NEW - Administrative Hearings Tables

Dashboard Navigation



Oregon Psilocybin Services Data Dashboard Compliance Page

Number of Final Orders, Administrative Violations and Severity Tables: All Time Totals

Table 1. Total Number of Final Orders Issued by Oregon Psilocybin Services
(Beginning January 1, 2023 through March 31, 2026)

Number of Final Orders
35

Table 2. Out of Final Orders Issued, Total Number of Administrative Violations
(Beginning January 1, 2023 through March 31, 2026)

Total Violations
32

Table 3. Total Number of Administrative Violations Issued by Category of Severity and License Type
(Beginning January 1, 2023 through March 31, 2026)

Severity of Administrative Violations							
License/Permit Type	Category 1	Category 2	Category 3	Category 4	Category 5	Training Program Revocation	Total
Facilitator	2			2			4
Laboratory		0					0
Manufacturer		0					0
Service Center			3	4	13		20
Training Program						5	5
Worker Permit	2		0	1			3
Total	4	0	3	7	13	5	32

Note. These data do not include settlement agreements that result in revocations. Administrative sanctions depend on the severity of violation and may include restriction of a license, civil penalties, or suspension or revocation of a license. To see all Final Orders issued by OPS, please visit the [Oregon Psilocybin Services – Final Orders webpage](#). To view tables from previous quarters, visit the [Archive page](#) on the OPS Data Dashboard page.

Page Navigation

- Overview
- Methods and Limitations
- Complaint and Investigation Tables
- All Time Disciplinary Action Tables
- Current Quarter Disciplinary Action...
- NEW - Administrative Violations and...**
- NEW - Current Quarter Administrati...
- NEW - Administrative Hearings Tables
- Dashboard Navigation

Key:
Final Order: final determination issued to a licensee, permitted worker, or training program under ORS chapter 183 that specifies the administrative penalty for violations of ORS chapter 475A or OAR 333-333.
Administrative Violation: a failure to comply with the requirements of ORS 475A.210 to 475A.722 or these rules as described in a notice of violation or final order issued by the Authority.
Administrative Hearing: a contested case proceeding as defined in ORS 183.310.

The Authority uses the following categories to demonstrate severity of violations for licensees licensed under ORS chapter 475A:

- Category I:** Violations that pose the highest risk to public health and safety or make a licensee ineligible for a license.
- Category II:** Violations that create a threat or substantial likelihood of a threat to public health or safety.
- Category III:** Violations that create an increased risk to public health or safety.



Oregon Psilocybin Services Data Dashboard Compliance Page

Number of Final Orders, Administrative Violations and Severity Tables: All Time Totals

Table 1. Total Number of Final Orders Issued by Oregon Psilocybin Services
(Beginning January 1, 2023 through March 31, 2026)

Number of Final Orders
35

Table 2. Out of Final Orders Issued, Total Number of Administrative Violations
(Beginning January 1, 2023 through March 31, 2026)

Total Violations
32

Table 3. Total Number of Administrative Violations Issued by Category of Severity and License Type
(Beginning January 1, 2023 through March 31, 2026)

License/Permit Type	Severity of Administrative Violations					Training Program Revocation	Total
	Category 1	Category 2	Category 3	Category 4	Category 5		
Facilitator	2			2			4
Laboratory		0					0
Manufacturer		0					0
Service Center			3	4	13		20
Training Program						5	5
Worker Permit	2		0	1			3
Total	4	0	3	7	13	5	32

Note. These data do not include settlement agreements that result in revocations. Administrative sanctions depend on the severity of violation and may include restriction of a license, civil penalties, or suspension or revocation of a license. To see all Final Orders issued by OPS, please visit the [Oregon Psilocybin Services – Final Orders webpage](#). To view tables from previous quarters, visit the [Archive page](#) on the OPS Data Dashboard page.

Page Navigation

Overview

Methods and Limitations

Complaint and Investigation Tables

All Time Disciplinary Action Tables

Current Quarter Disciplinary Action...

NEW - Administrative Violations and...

NEW - Current Quarter Administrati...

NEW - Administrative Hearings Tables

Dashboard Navigation

Administrative Violation: a failure to comply with the requirements of ORS 475A.210 to 475A.722 or these rules as described in a notice of violation or final order issued by the Authority.
Administrative Hearing: a contested case proceeding as defined in ORS 183.310.

The Authority uses the following categories to demonstrate severity of violations for licenses licensed under ORS chapter 475A:

- Category I:** Violations that pose the highest risk to public health and safety or make a licensee ineligible for a license.
- Category II:** Violations that create a threat or substantial likelihood of a threat to public health or safety.
- Category III:** Violations that create an increased risk to public health or safety.
- Category IV:** Violations that are technical in nature and are inconsistent with the orderly regulation of the testing, sale or manufacture of psilocybin products and the provision of psilocybin services.
- Category V:** Violations of [OAR 333-333-4910](#).



Oregon Psilocybin Services Data Dashboard Compliance Page

Number of Final Orders, Administrative Violations and Severity Tables: 2026 Q1

Table 1. Total Number of Final Orders Issued by Oregon Psilocybin Services
(Beginning January 1, 2026 through March 31, 2026)

Number of Final Orders
2

Table 2. Out of Final Orders Issued, Total Number of Administrative Violations
(Beginning January 1, 2026 through March 31, 2026)

Total Violations
2

Table 3. Total Number of Administrative Violations Issued by Category of Severity and License Type
(Beginning January 1, 2026 through March 31, 2026)

License/Permit Type	Severity of Administrative Violations					Total
	Category 1	Category 2	Category 3	Category 4	Category 5	
Facilitator	0			0		0
Laboratory		0				0
Manufacturer		0				0
Service Center					2	2
Worker Permit			0			0
Total	0	0	0	0	2	2

Key:

Final Order: final determination issued to a licensee, permitted worker, or training program under ORS chapter 183 that specifies the administrative penalty for violations of ORS chapter 475A or OAR 333-333.

Administrative Violation: a failure to comply with the requirements of ORS 475A.210 to 475A.722 or these rules as described in a notice of violation or final order issued by the Authority.

Administrative Hearing: a contested case proceeding as defined in ORS 183.310.

The Authority uses the following categories to demonstrate severity of violations for licensees licensed under ORS chapter 475A:

Category I: Violations that pose the highest risk to public health and safety or make a licensee ineligible for a license.

Category II: Violations that create a threat or substantial likelihood of a threat to public health or safety.

Category III: Violations that create an increased risk to public health or safety.

Note. These data do not include settlement agreements that result in revocations. Administrative sanctions depend on the severity of violation and may include restriction of a license, civil penalties, or suspension or revocation of a license. To see all Final Orders issued by OPS, please visit the [Oregon Psilocybin Services – Final Orders webpage](#). To view tables from previous quarters, visit the [Archive page](#) on the OPS Data Dashboard page.

Page Navigation

Overview	Methods and Limitations	Complaint and Investigation Tables	All Time Disciplinary Action Tables	Current Quarter Disciplinary Action...	NEW - Administrative Violations and...	NEW - Current Quarter Administrati...	NEW - Administrative Hearings Tables	Dashboard Navigation
----------	-------------------------	------------------------------------	-------------------------------------	--	--	---------------------------------------	--------------------------------------	----------------------



Oregon Psilocybin Services Data Dashboard Compliance Page

Version 2.6

Administrative Hearings Tables

Table 1. Number of Administrative Hearings Requested: All Time Totals
(Beginning January 1, 2023 through March 31, 2026)

Number of Administrative Hearings Requested
18

Table 2. Number of Administrative Hearings Withdrawn: All Time Totals
(Beginning January 1, 2023 through March 31, 2026)

Number of Administrative Hearings Withdrawn
12

Table 3. Number of Administrative Hearings Completed: All Time Totals
(Beginning January 1, 2023 through March 31, 2026)

Number of Administrative Hearings Completed
2

Key:

Final Order: final determination issued to a licensee, permitted worker, or training program under ORS chapter 183 that specifies the administrative penalty for violations of ORS chapter 475A or OAR 333-333.

Administrative Violation: a failure to comply with the requirements of ORS 475A.210 to 475A.722 or these rules as described in a notice of violation or final order issued by the Authority.

Administrative Hearing: a contested case proceeding as defined in ORS 183.310.

Note. If statute or rule violations are discovered during an investigation and there is enough evidence to prove the violation, the licensee will be issued a notice of a proposed administrative action that proposes some disciplinary licensing action and/or civil penalty. Administrative sanctions depend on the severity of violation and may include restriction of a license, civil penalties, or suspension or revocation of a license. A licensee will have between 20-30 days to request a hearing, depending on what the proposed sanction is. If requested, the hearing would be conducted by an Administrative Law Judge (ALJ). After the hearing, the ALJ would issue their proposed order and then OHA would issue a final order. To see all Final Orders issued by OPS, please visit the [Oregon Psilocybin Services – Final Orders webpage](#). To view tables from previous quarters, visit the [Archive page](#) on the OPS Data Dashboard page.

Page Navigation

Overview	Methods and Limitations	Complaint and Investigation Tables	All Time Disciplinary Action Tables	Current Quarter Disciplinary Action...	NEW - Administrative Violations and...	NEW - Current Quarter Administrati...	NEW - Administrative Hearings Tables	Dashboard Navigation
----------	-------------------------	------------------------------------	-------------------------------------	--	--	---------------------------------------	---	----------------------



Oregon Psilocybin Services Data Dashboard Compliance Page

Version 2.6

Dashboard Navigation

Adjust Dates: The data presented on the page will adjust to the date ranges you select on the date slider. To view all time totals, be sure to check that the dates selected include the present day or “clear selection.”

Interactive Features: These pages are interactive. In addition to being able to select specific categories from menus, you can also click on a category or date on a table and the rest of the data on the page will adjust to reflect that category. If you would like to return to the original view, click outside of the tables on the page or reset page.

Limited Drilling: There will be limited ability to drill into the data on certain pages when required to protect the confidentiality of the individuals involved.

View Different Report Pages: Navigate to different report pages by clicking on the gray report page tabs at the bottom of the report.

Issues Viewing the Dashboard Page: Please allow a few moments for the dashboard pages to load. Due to system limitations, the interactive dashboard tables can only be viewed from within the United States.

[Explore Other OPS Dashboards and Data](#)

Page Navigation

Overview	Methods and Limitations	Complaint and Investigation Tables	All Time Disciplinary Action Tables	Current Quarter Disciplinary Action...	NEW - Administrative Violations and...	NEW - Current Quarter Administrati...	NEW - Administrative Hearings Tables	Dashboard Navigation
----------	-------------------------	------------------------------------	-------------------------------------	--	--	---------------------------------------	--------------------------------------	-----------------------------



Oregon Psilocybin Services Data Dashboard Safety Page

Version 2.6

Overview

Oregon Psilocybin Services (OPS) rules support client safety in many ways, including rules on facilitator conduct, client safety and support planning, transportation planning, informed consent, client bill of rights, duty to contact emergency services and other requirements.

Under OAR 333-333, facilitators and service centers are required to make reasonable efforts to resolve any activity or conditions on the licensed premises that endangers the safety of any person present on the premises; however, if the activity or conditions cannot be resolved, service centers must contact emergency services and notify OPS. Although this reported event is for internal use by OPS for safety and compliance purposes, OPS shares the number of reports to emergency services and number of psilocybin products sold in the regulated model for transparency.

Session Information Tables

SB 303 required collection of the information reported below, including data regarding administration sessions (e.g., total number of clients served, individual administration sessions, group administration sessions) as well as averages computed from average calculations provided by service centers (average number of clients participating in group administration sessions, average number of times per client that psilocybin services were received, and average dosage in mg).

OPS has sourced additional data from the TLC system in order to provide a more comprehensive picture regarding client safety including total the number of psilocybin products sold in regulated model.

Service center locations will vary, offering a range of experiences to clients, such as individual, group, or outdoor administration sessions. For group administration sessions, client-facilitator ratios are required to support client safety. Group administration sessions may not exceed a total of 25 clients, regardless of the number of facilitators present. A service center may not host administrative sessions for more than 100 clients at any given time regardless of whether the clients are participating in separate individual or group administration sessions.

Clients must remain at the licensed service center for the minimum duration of time depending on the dosage they consume and may be required to stay longer if they are still experiencing the effects of consuming psilocybin.

Page Navigation

Overview	Methods and Limitations	Session Information Tables	Client Denial Tables	Reaction Information Tables	Site Inspection Tables	Dashboard Navigation
--------------------------	---	--	--------------------------------------	---	--	--------------------------------------



Oregon Psilocybin Services Data Dashboard Safety Page

Version 2.6

Clients must remain at the licensed service center for the minimum duration of time depending on the dosage they consume and may be required to stay longer if they are still experiencing the effects of consuming psilocybin.

Client Denial Tables

SB 303 required collection of the information reported below, including number of individuals who were denied psilocybin services and the reasons for those denials.

Reasons for service denial are measured as required by SB 303, including having taken the prescription drug Lithium in the past 30 days, ideation of causing harm to self or others, being previously diagnosed or treated for active psychosis, and other reasons listed in the client denial tables.

Reaction Information Tables

In accordance with ORS 475A.372, service centers must report the number of Adverse Reactions (medical, behavioral, severe medical, severe behavioral) and 72-hour post-session reactions, which are reported on this page.

OPS has sourced additional data from the TLC system in order to provide a more comprehensive picture regarding client safety in the reaction information table, including number of reports of emergency services being contacted by licensed facilitators and service center representatives and number of product safety recalls in regulated model.

Site Inspection Tables

A site inspection is conducted by Oregon Psilocybin Services staff to observe and review an applicant's proposed license premises to ensure that it meets all rules requirements for the license applied for as per OAR 333.333. Annual site inspections are required for all premises-based licenses, including manufacturer, laboratory, and service center license applications and renewal applications.

Archived Quarters

To view tables from previous quarters, visit the [Archive page](#) on the OPS Data Dashboard page. This will have detailed information from previous quarters starting from the first quarter of 2025 on.

Page Navigation

Overview	Methods and Limitations	Session Information Tables	Client Denial Tables	Reaction Information Tables	Site Inspection Tables	Dashboard Navigation
-----------------	-------------------------	----------------------------	----------------------	-----------------------------	------------------------	----------------------



Oregon Psilocybin Services Data Dashboard Safety Page

Methods and Limitations

Method

Number of products recalled due to safety reflects the number of psilocybin products sold within the regulated model in Oregon. This does not reflect psilocybin products sold in the unregulated market.

Under OAR 333-333, licensed facilitators may decline services to clients for any reason but may also refer clients to other licensed facilitators that may have more experience serving specific needs.

OPS rules require safe manufacturing processes based on existing agricultural and food safety standards. Production of psilocybin by chemical synthesis and use of adulterants is prohibited. Allowable product types include dried, whole mushrooms; ground, homogenized mushrooms; extracts; or edible food products. OPS rules measure the potency of psilocybin in milligrams. This measurement helps determine how long an administration session may last to support client safety. Manufacturers label their products with potency information based on required test results.

ORS 475A requires products to be tracked in a product tracking system, beginning when detectable psilocybin is cultivated and continuing through the life of the product. Product tracking ensures accountability, helps prevent diversion, creates public health safety for product recalls, and helps to prevent interstate commerce.

Limitations

Safety data are not limited to this dashboard page. For example, some data on the demographics pages may illuminate aspects of safety such as cultural or psychological safety that are not included on the present page.

It is important to recognize that there may be other reasons for client service denials that could contribute to a higher number of denials for other reasons being reported relative to specific reasons listed.

The number of products sold may include secondary doses and is dependent on accurate reporting by licensees. This value depends upon accurate reporting of product sales by licensees and licensee representatives. Interpretation of average dosage is also affected both by the wide range of dosages

Page Navigation

- Overview
- Methods and Limitations**
- Session Information Tables
- Client Denial Tables
- Reaction Information Tables
- Site Inspection Tables
- Dashboard Navigation



Oregon Psilocybin Services Data Dashboard Safety Page

Version 2.6

OPS rules require safe manufacturing processes based on existing agricultural and food safety standards. Production of psilocybin by chemical synthesis and use of adulterants is prohibited. Allowable product types include dried, whole mushrooms; ground, homogenized mushrooms; extracts; or edible food products. OPS rules measure the potency of psilocybin in milligrams. This measurement helps determine how long an administration session may last to support client safety. Manufacturers label their products with potency information based on required test results.

ORS 475A requires products to be tracked in a product tracking system, beginning when detectable psilocybin is cultivated and continuing through the life of the product. Product tracking ensures accountability, helps prevent diversion, creates public health safety for product recalls, and helps to prevent interstate commerce.

Limitations

Safety data are not limited to this dashboard page. For example, some data on the demographics pages may illuminate aspects of safety such as cultural or psychological safety that are not included on the present page.

It is important to recognize that there may be other reasons for client service denials that could contribute to a higher number of denials for other reasons being reported relative to specific reasons listed.

The number of products sold may include secondary doses and is dependent on accurate reporting by licensees. This value depends upon accurate reporting of product sales by licensees and licensee representatives. Interpretation of average dosage is also affected both by the wide range of dosages from very low subperceptual doses to higher dosages for administration sessions, as well as accurate computing and reporting by licensees.

303 Data Reporting Compliance

Completeness of 303 data varies depending on whether service centers report their data as required by statute and OPS administrative rules and will vary from quarter to quarter. After the data reporting window is closed, noncompliant service centers who did not report client or service center 303 data do not have an opportunity to submit data and may be issued notices of administrative violation and assessed civil penalties. It may take months before the outcome of the proposed administrative violation is known. All final orders are published on the [Final Order page](#) which also contains more information regarding the administrative hearing and final order process.

Page Navigation

Overview	Methods and Limitations	Session Information Tables	Client Denial Tables	Reaction Information Tables	Site Inspection Tables	Dashboard Navigation
----------	--------------------------------	----------------------------	----------------------	-----------------------------	------------------------	----------------------



Oregon Psilocybin Services Data Dashboard Safety Page

Version 2.6

Session Information Tables



Table 1. Session Information: All Time Totals
(Beginning January 1, 2023 to present)

Total Psilocybin Products Sold in Regulated Model	Number of Emergency Services Reports
44000	29

Table 2. Session Information: All Time Totals
(Beginning January 1, 2025 to March 31, 2026)

Number of Clients Served	Number of Individual Administration Sessions
6887	5427

Number of Group Administration Sessions
852

Table 3. Session Information: Quarterly Totals
(Values in this table correspond with the quarter selected from the date slider on the right side of the page)

Number of Clients Served	Number of Individual Administration Sessions	Number of Emergency Services Reports
952	799	3

Number of Group Administration Sessions	Average Number of Clients Participating in Group Administration Sessions
105	2.46

Average Number of Times per Client Psilocybin Services Received	Average Product Dose (mg)
1.16	24.62

Year

- 2025
- 2026

Quarter

- Qtr 1
- Qtr 2
- Qtr 3
- Qtr 4

Note. Completeness of 303 data varies depending on whether service centers report their data as required by statute and OPS administrative rules and will vary from quarter to quarter.

Key:
Emergency Services Report: a form that licensed service centers are required to submit that notifies OPS that emergency services were contacted. See [OAR 333-333-4700](#).
Product Dose: individual dosage in mg of psilocybin analyte.

Page Navigation

- Overview
- Methods and Limitations
- Session Information Tables**
- Client Denial Tables
- Reaction Information Tables
- Site Inspection Tables
- Dashboard Navigation



Oregon Psilocybin Services Data Dashboard Safety Page

Client Service Denials and Reasons Tables



Year

- 2025
- 2026

Quarter

- Qtr 1
- Qtr 2
- Qtr 3
- Qtr 4

Table 1. Total Client Service Denials and Reasons: All Time Totals
(Beginning January 1, 2025 to March 31, 2026)



Table 3. Total Client Service Denials and Reasons: Quarterly Totals
(Values in this table correspond with the quarter selected from the date slider on the right side of the page)



Table 2. Client Service Denials by Reason: All Time Totals
(Beginning January 1, 2025 to March 31, 2026)

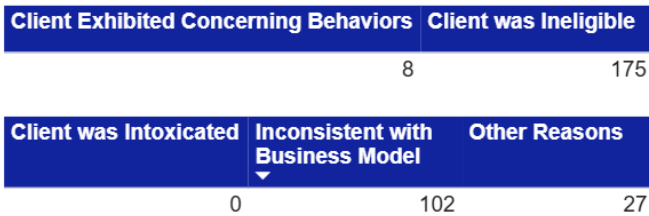
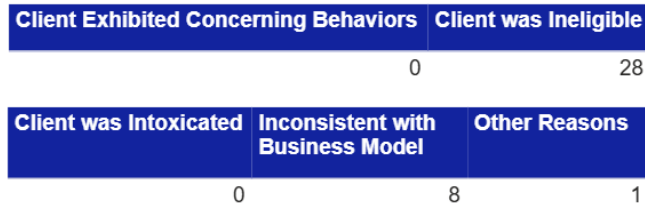


Table 4. Client Service Denials by Reason: Quarterly Totals
(Values in this table correspond with the quarter selected from the date slider on the right side of the page)



Note. Completeness of 303 data varies depending on whether service centers report their data as required by statute and OPS administrative rules and will vary from quarter to quarter.

Key:

Client Denial: when psilocybin services are denied to a client.

Page Navigation

- Overview
- Methods and Limitations
- Session Information Tables
- Client Denial Tables**
- Reaction Information Tables
- Site Inspection Tables
- Dashboard Navigation



Oregon Psilocybin Services Data Dashboard Safety Page

Reaction Information Tables



Table 1. Reaction Information: All Time Totals
(Beginning January 1, 2025 to March 31, 2026)

Number of Product Safety Recalls in Regulated Model		0
Number of Adverse Behavioral Reactions	Number of Severe Behavioral Reactions	8
9		
Number of Adverse Medical Reactions	Number of Severe Medical Reactions	2
16		
Number of 72-Hour Post-Session Reactions		15

Table 2. Reaction Information: Quarterly Totals
(Values in this table correspond with the quarter selected from the date slider on the right side of the page)

Number of Product Safety Recalls in Regulated Model		0
Number of Adverse Behavioral Reactions	Number of Severe Behavioral Reactions	1
3		
Number of Adverse Medical Reactions	Number of Severe Medical Reactions	0
3		
Number of 72-Hour Post-Session Reactions		5

Year

- 2025
- 2026

Quarter

- Qtr 1
- Qtr 2
- Qtr 3
- Qtr 4

Note. Completeness of 303 data varies depending on whether service centers report their data as required by statute and OPS administrative rules and will vary from quarter to quarter.

Key:

Product Safety Recall: a recall of psilocybin products within the regulated model in Oregon due to safety.

Adverse Reaction: an adverse behavioral or medical reaction that occurred during an administration session and does not require transport to a hospital, OAR [333-333-1010](#) (2).

Adverse Behavioral Reaction: a client's behavioral reaction that required contacting

Page Navigation

- Overview
- Methods and Limitations
- Session Information Tables
- Client Denial Tables
- Reaction Information Tables**
- Site Inspection Tables
- Dashboard Navigation



Oregon Psilocybin Services Data Dashboard Safety Page

Reaction Information Tables



Table 1. Reaction Information: All Time Totals
(Beginning January 1, 2025 to March 31, 2026)

Number of Product Safety Recalls in Regulated Model		0
Number of Adverse Behavioral Reactions	Number of Severe Behavioral Reactions	8
9		
Number of Adverse Medical Reactions	Number of Severe Medical Reactions	2
16		
Number of 72-Hour Post-Session Reactions		15

Table 2. Reaction Information: Quarterly Totals
(Values in this table correspond with the quarter selected from the date slider on the right side of the page)

Number of Product Safety Recalls in Regulated Model		0
Number of Adverse Behavioral Reactions	Number of Severe Behavioral Reactions	1
3		
Number of Adverse Medical Reactions	Number of Severe Medical Reactions	0
3		
Number of 72-Hour Post-Session Reactions		5

Year

- 2025
- 2026

Quarter

- Qtr 1
- Qtr 2
- Qtr 3
- Qtr 4

Note. Completeness of 303 data varies depending on whether service centers report their data as required by statute and OPS administrative rules and will vary from quarter to quarter.

Adverse Behavioral Reaction: a client's behavioral reaction that required contacting emergency services or receiving care from a medical care provider that occurred during an administration session, OAR [333-333-1010](#) (3).

Adverse Medical Reaction: a client's medical reaction that required contacting emergency services or receiving care from a medical care provider that occurred during an administration session, OAR [333-333-1010](#) (3).

Page Navigation

- Overview
- Methods and Limitations
- Session Information Tables
- Client Denial Tables
- Reaction Information Tables**
- Site Inspection Tables
- Dashboard Navigation



Oregon Psilocybin Services Data Dashboard Safety Page

Version 2.6

Reaction Information Tables

Table 1. Reaction Information: All Time Totals
(Beginning January 1, 2025 to March 31, 2026)

Number of Product Safety Recalls in Regulated Model		0
Number of Adverse Behavioral Reactions	Number of Severe Behavioral Reactions	8
9		
Number of Adverse Medical Reactions	Number of Severe Medical Reactions	2
16		
Number of 72-Hour Post-Session Reactions		15

Table 2. Reaction Information: Quarterly Totals
(Values in this table correspond with the quarter selected from the date slider on the right side of the page)

Number of Product Safety Recalls in Regulated Model		0
Number of Adverse Behavioral Reactions	Number of Severe Behavioral Reactions	1
3		
Number of Adverse Medical Reactions	Number of Severe Medical Reactions	0
3		
Number of 72-Hour Post-Session Reactions		5

Year

- 2025
- 2026

Quarter

- Qtr 1
- Qtr 2
- Qtr 3
- Qtr 4

Note. Completeness of 303 data varies depending on whether service centers report their data as required by statute and OPS administrative rules and will vary from quarter to quarter.

session OAR [333-333-1010](#) (4).

72-hour Post-Session Reaction: a medical or behavioral reaction occurring within 72 hours of the client's release from an administration session that was likely related to psilocybin consumption and resulted in contacting emergency services or the client receiving care from a medical care provider, OAR [333-333-1010](#) (59).

Page Navigation

- Overview
- Methods and Limitations
- Session Information Tables
- Client Denial Tables
- Reaction Information Tables**
- Site Inspection Tables
- Dashboard Navigation



Oregon Psilocybin Services Data Dashboard Safety Page

Reaction Information Tables

Table 1. Reaction Information: All Time Totals
(Beginning January 1, 2025 to March 31, 2026)

Number of Product Safety Recalls in Regulated Model		0
Number of Adverse Behavioral Reactions	Number of Severe Behavioral Reactions	8
9		
Number of Adverse Medical Reactions	Number of Severe Medical Reactions	2
16		
Number of 72-Hour Post-Session Reactions		15

Table 2. Reaction Information: Quarterly Totals
(Values in this table correspond with the quarter selected from the date slider on the right side of the page)

Number of Product Safety Recalls in Regulated Model		0
Number of Adverse Behavioral Reactions	Number of Severe Behavioral Reactions	1
3		
Number of Adverse Medical Reactions	Number of Severe Medical Reactions	0
3		
Number of 72-Hour Post-Session Reactions		5

Year

- 2025
- 2026

Quarter

- Qtr 1
- Qtr 2
- Qtr 3
- Qtr 4

Note. Completeness of 303 data varies depending on whether service centers report their data as required by statute and OPS administrative rules and will vary from quarter to quarter.

72-Hour Post-Session Reaction: a medical or behavioral reaction occurring within 72 hours of the client's release from an administration session that was likely related to psilocybin consumption and resulted in contacting emergency services or the client receiving care from a medical care provider, OAR [333-333-1010](#) (59).

Severe Adverse Reaction: an adverse behavioral or medical reaction that requires a client to be transported to a hospital, OAR [333-333-1010](#) (85).

Page Navigation

- Overview
- Methods and Limitations
- Session Information Tables
- Client Denial Tables
- Reaction Information Tables**
- Site Inspection Tables
- Dashboard Navigation



Oregon Psilocybin Services Data Dashboard Safety Page

Site Inspection Tables

Table 1. Site Inspections for Premises-Based Licenses (Manufacturer, Laboratory, Service Center): All Time Totals
(Beginning January 1, 2023 to present)

Total Number of Site Inspections
230

Key:

Site Inspection: A site inspection is conducted by OPS staff to observe and review an applicant's proposed license premises to ensure that it meets all rules requirements for the license applied for as per OAR 333.333.

Note. Site inspection data reflects the date of license approval, not the exact date the site inspection occurred. For totals from previous quarters, please view the [Archive page](#) from the OPS Data Dashboard page on the OPS website. Completeness of 303 data varies depending on whether service centers report their data as required by statute and OPS administrative rules and will vary from quarter to quarter.

Page Navigation

- Overview
- Methods and Limitations
- Session Information Tables
- Client Denial Tables
- Reaction Information Tables
- Site Inspection Tables**
- Dashboard Navigation



Oregon Psilocybin Services Data Dashboard Safety Page

Version 2.6

Dashboard Navigation

Adjust Dates: The data presented on the page will adjust to the date ranges you select on the date slider. To view all time totals, be sure to check that the dates selected include the present day or “clear selection.”

Interactive Features: These pages are interactive. In addition to being able to select specific categories from menus, you can also click on a category or date on a table and the rest of the data on the page will adjust to reflect that category. If you would like to return to the original view, click outside of the tables on the page or reset page.

Limited Drilling: There will be limited ability to drill into the data on certain pages when required to protect the confidentiality of the individuals involved.

View Different Report Pages: Navigate to different report pages by clicking on the gray report page tabs at the bottom of the report.

Issues Viewing the Dashboard Page: Please allow a few moments for the dashboard pages to load. Due to system limitations, the interactive dashboard tables can only be viewed from within the United States.

[Explore Other OPS Dashboards and Data](#)

Page Navigation

Overview	Methods and Limitations	Session Information Tables	Client Denial Tables	Reaction Information Tables	Site Inspection Tables	Dashboard Navigation
----------	-------------------------	----------------------------	----------------------	-----------------------------	------------------------	-----------------------------



Oregon Psilocybin Services Data Dashboard Product and Sales Page

Overview

Psilocybin products may only be sold and transferred to clients by licensee representatives of a service center. Licensee representatives of a service center may only sell and transfer products to clients consistent with dosage, product type and method of consumption determined by a facilitator and client during the client's preparation session.

OPS has sourced additional data from the TLC system in order to provide a more comprehensive picture regarding client safety including the data presented in the Product and Sales Tables.

ORS 475A requires products to be tracked in a product tracking system, beginning when detectable psilocybin is cultivated and continuing through the life of the product. Product tracking ensures accountability, helps prevent diversion, creates public health safety for product recalls, and helps to prevent interstate commerce.

Clients must remain at the licensed service center for the minimum duration of time depending on the dosage they consume and may be required to stay longer if they are still experiencing the effects of consuming psilocybin.

Product and Sales Tables

Data reported on this page include the total number of psilocybin products sold and total sales in USD by product type and dosage. Refunded sales can also be viewed by selecting "View Refunded Sales Only" on the report menu.

View Current Data vs Historical Totals

Without adjusting the date slider, the tables will display the current product sales totals by default. If you are interested in viewing values for a specific date or date range, adjust the dates on the date slider and the data displayed on the page will adjust to show historical totals for the specified dates.

Page Navigation

Overview

Methods and Limitations

Product and Sales Tables

Dashboard Navigation



Oregon Psilocybin Services Data Dashboard Product and Sales Page

Methods and Limitations

Method

OPS rules require safe manufacturing processes based on existing agricultural and food safety standards. Production of psilocybin by chemical synthesis and use of adulterants is prohibited. Allowable product types include dried, whole mushrooms; ground, homogenized mushrooms; extracts; or edible food products. OPS rules measure the potency of psilocybin in milligrams. This measurement helps determine how long an administration session may last to support client safety. Manufacturers label their products with potency information based on required test results.

A service center licensee or licensee representative are prohibited from allowing a client to consume more than a total of 50 mg of psilocybin analyte, including initial and secondary doses, during an administration session or during a 24-hour period. Both initial doses and secondary doses may be transferred and consumed in multiple packages. For example, a dose consisting of 20 mg of psilocybin analyte could be transferred to a client in the form of two packages containing 10 mg of psilocybin of analyte. For additional information regarding potency of psilocybin products, see the OPS [Psilocybin Product Potency Information Document](#).

When psilocybin products are sold, the product type, dosage, and other product information is recorded in TLC-PTS by licensees and designated permitted workers. The accuracy of the data depends on the accuracy of the information entered by licensees and permitted workers.

Limitations

OPS does not have to the authority to set or regulate psilocybin product prices, with the exception of the statute which prohibits free or discounted products in ORS 475A.

If a client does not consume their secondary dose and if it is unopened and unused it can be returned and refunded to the service center. These sales are removed from totals unless selections are made from refund menu of this report. To view only refunded sales, select "View Refunded Sales Only" on the report menu.

Product types will only be displayed on the product and sales tables once at least one product of that type has been entered into PTS.

Page Navigation

Overview	Methods and Limitations	Product and Sales Tables	Dashboard Navigation
----------	--------------------------------	--------------------------	----------------------



Oregon Psilocybin Services Data Dashboard Product and Sales Page

Table 1. Psilocybin Product Sales Information Broken Down by Product Dosage and Product Type

Number of Products Sold	Product Dose	Product Type	Total Sales USD	Average Cost Per Sale
-1	-25.00	Homogenized Fungi	-125.00	-125.00
-2	-25.00	Whole Fungi	-350.00	-175.00
-1	-25.00	Whole Fungi	-50.00	-50.00
-1	-24.99	Homogenized Fungi	-125.00	-125.00
-2	-24.99	Whole Fungi	-450.00	-225.00
-2	-24.98	Homogenized Fungi	-250.00	-250.00
44000			2,004,546.18	62.80

Product Type	Average Product Dose	Total Products Sold	Total Sales USD	Average Cost Per Sale
Whole Fungi	12.37	20526	1,197,646.35	77.31
Homogenized Fungi	11.00	21780	768,554.40	50.11
Psilocybin Extract	5.05	1	15.00	15.00
Total	11.44	44000	2,004,546.18	62.80

44000

Total Psilocybin Products Sold in Regulated Model

2,004,546.18

Total Sales All Time - USD

Page Navigation

- Overview
- Methods and Limitations
- Product and Sales Tables
- Dashboard Navigation

Sale Date

1/6/2023 6/7/2026

Refunded Sales

- View All Sales (Excluding Refunds)
- View Refunded Sales Only

Psilocybin extract: a substance consisting entirely of solid or liquid psilocybin and may include other compounds which were simultaneously extracted from fruiting bodies or mycelium of *Psilocybe cubensis* and inactive ingredients that are used to form capsules, tinctures and other oral preparations, OAR [333-333-1010](#) (72).
Psilocybin product: psilocybin-producing fungi, mycelium and mixtures or substances intended for human consumption that contain a detectable amount of greater than 1 part per million (ppm) of psilocybin analyte, including whole fungi, homogenized fungi, psilocybin extract and edible psilocybin products, OAR [333-333-1010](#) (75).
Whole fungi: dried fruiting bodies of *Psilocybe cubensis*, or portions thereof, that have not been homogenized, OAR [333-333-1010](#) (98).



Oregon Psilocybin Services Data Dashboard Product and Sales Page

Dashboard Navigation

Adjust Dates: The data presented on the page will adjust to the date ranges you select on the date slider. To view all time totals, be sure to check that the dates selected include the present day or “clear selection.”

Interactive Features: These dashboards are interactive. In addition to being able to select specific categories from menus, you can also click on a category or date on a table and the rest of the data on the page will adjust to reflect that category. If you would like to return to the original view, click outside of the tables on the page or reset page.

Limited Drilling: There will be limited ability to drill into the data on certain pages when required to protect the confidentiality of the individuals involved.

View Different Report Pages: Navigate to different report pages by clicking on the gray report page tabs at the bottom of the report.

Issues Viewing the Dashboard Page: Please allow a few moments for the dashboard pages to load. Due to system limitations, the interactive dashboard tables can only be viewed from within the United States.

[Explore Other OPS Dashboards and Data](#)

Page Navigation

Overview	Methods and Limitations	Product and Sales Tables	Dashboard Navigation
----------	-------------------------	--------------------------	-----------------------------



Oregon Psilocybin Services Data Dashboard Client Demographic Page

Page Navigation

- Overview
- Methods and Limitations
- All Time Totals: Page 1
- All Time Totals: Page 2
- All Time Totals: Racial...
- Racial Identity Tables - 1
- Racial Identity Tables - 2
- Primary Racial Identity...
- Primary Racial Identity...
- All Time Totals: Language
- Spoken and Written...
- All Time Totals: Disability...
- Difficulty Hearing, Seeing,...
- Difficulty Concentrating,...
- Difficulty Communicating,...
- All Time Totals: Sexual...
- Sexual Orientation Tables
- All Time Totals: Gender an...
- Gender Identity Tables
- All Time Totals: Age and...
- Age and Income Tables
- All Time Totals: County of...
- County of Residence Tables
- All Time Totals: Reasons
- Reasons for Psilocybin...
- NEW - Veteran Status...
- Dashboard Navigation

Overview

The Client Demographic Page provides insight into different aspects of the diversity of the people who seek or receive psilocybin services in Oregon.

REALD and SOGI are sets of standardized questions and data. In 2013, the Oregon legislature passed HB 2134, which requires Oregon Health Authority and Department of Human Services to adopt by rule, using advisory committee, uniform standards for collection of data on race, ethnicity, preferred languages and disability status in surveys and in all programs in which authority or department collects, records or reports such data. In early 2014, REAL standards were established after extensive public engagement with community members, a series of public hearings, and opportunities for public comment. In 2021, the Oregon legislature passed House Bill 3159, which requires coordinated care organization, health care provider or health insurer to collect from patient, client or member data on race, ethnicity, preferred spoken and written languages, disability status, sexual orientation and gender identity. For more information about these bills and data collection standards, visit the [OHA REALD & SOGI page](#).

Client annual income, age, and county of residence, and reasons for psilocybin service use are also reported on this page and are all from the 303 Client Data Form. The [303 Client Data Form](#) can be viewed on [the OPS SB 303 and Data Collection Information page](#).

Updates were made to data collection in 2026 which are described in Methods and Limitations.

To view previous quarters, please visit the [Archive page](#) from the [OPS Data Dashboard](#) webpage.



Oregon Psilocybin Services Data Dashboard Client Demographic Page

Page Navigation

- [Overview](#)
- [Methods and Limitations](#)
- [All Time Totals: Page 1](#)
- [All Time Totals: Page 2](#)
- [All Time Totals: Racial...](#)
- [Racial Identity Tables - 1](#)
- [Racial Identity Tables - 2](#)
- [Primary Racial Identity...](#)
- [Primary Racial Identity...](#)
- [All Time Totals: Language...](#)
- [Spoken and Written...](#)
- [All Time Totals: Disability...](#)
- [Difficulty Hearing, Seeing,...](#)
- [Difficulty Concentrating,...](#)
- [Difficulty Communicating,...](#)
- [All Time Totals: Sexual...](#)
- [Sexual Orientation Tables](#)
- [All Time Totals: Gender an...](#)
- [Gender Identity Tables](#)
- [All Time Totals: Age and...](#)
- [Age and Income Tables](#)
- [All Time Totals: County of...](#)
- [County of Residence Tables](#)
- [All Time Totals: Reasons](#)
- [Reasons for Psilocybin...](#)
- [NEW - Veteran Status...](#)
- [Dashboard Navigation](#)

Methods and Limitations

Method

SB 303 demographic data collection follow OHA REALD and SOGI standards to the extent permitted by law, which set the demographic data collection standards for OPS. All questions were a check-box format, therefore data reported below indicate the total number of clients who “checked the box” for that question (with responses from clients who opted out of reporting their data to OPS removed from the final count). Additionally, every question has a response option: “don’t want to answer.”

Beginning in 2026, service centers are required to report the number of clients who "opted-out" of having their 303 data reported to OPS. Since the start of collecting this information on January 1, 2026 to March 31, 2026, 139 clients have selected the "opt-out" box. This is different than selecting "don't want to answer" to individual questions. This data point is present on all tables and visuals, where applicable, as "Opted out of data reporting".

For more information about specific data reporting procedures from OPS, view the Data Confidentiality page from the Dashboard Overview.

Limitations

OPS complies with intersecting laws to meet standards for REALD and SOGI data collection, however limitations may exist related to the response options available for certain categories.

Annual household income does not specify household size and does not account for net worth.

Client location does not provide more granular information of other states within US and outside US.

Some questions allow respondents to select only one response, so the total number of responses will not be greater than the number of respondents. Other questions allow respondents to select all responses which apply to them, which allows for the total number of responses to be greater than the number of respondents. This distinction will be noted on each table.

303 Data Reporting Compliance

Completeness of 303 data varies depending on whether service centers report their data as required by statute and OPS



Oregon Psilocybin Services Data Dashboard Client Demographic Page

Page Navigation

- Overview
- Methods and Limitations**
- All Time Totals: Page 1
- All Time Totals: Page 2
- All Time Totals: Racial...
- Racial Identity Tables - 1
- Racial Identity Tables - 2
- Primary Racial Identity...
- Primary Racial Identity...
- All Time Totals: Language
- Spoken and Written...
- All Time Totals: Disability...
- Difficulty Hearing, Seeing,...
- Difficulty Concentrating,...
- Difficulty Communicating,...
- All Time Totals: Sexual...
- Sexual Orientation Tables
- All Time Totals: Gender an...
- Gender Identity Tables
- All Time Totals: Age and...
- Age and Income Tables
- All Time Totals: County of...
- County of Residence Tables
- All Time Totals: Reasons
- Reasons for Psilocybin...
- NEW - Veteran Status...
- Dashboard Navigation

Overview.

Limitations

OPS complies with intersecting laws to meet standards for REALD and SOGI data collection, however limitations may exist related to the response options available for certain categories.

Annual household income does not specify household size and does not account for net worth.

Client location does not provide more granular information of other states within US and outside US.

Some questions allow respondents to select only one response, so the total number of responses will not be greater than the number of respondents. Other questions allow respondents to select all responses which apply to them, which allows for the total number of responses to be greater than the number of respondents. This distinction will be noted on each table.

303 Data Reporting Compliance

Completeness of 303 data varies depending on whether service centers report their data as required by statute and OPS administrative rules and will vary from quarter to quarter. After the data reporting window is closed, noncompliant service centers who did not report client or service center 303 data do not have an opportunity to submit data and may be issued notices of administrative violation and assessed civil penalties. It may take months before the outcome of the proposed administrative violation is known. All final orders are published on the [Final Order page](#) which also contains more information regarding the administrative hearing and final order process.

2026 Data Collection Updates

OPS updated the [303 Client Data Form](#) in 2026 to comply with HB 2387 which amends ORS 475A to require the collection of 'veteran status' of clients. The 303 Client Data Form was updated to include new categories in the racial and ethnic identity questions to reflect the REALD and SOGI Demographic Data Collection Standards developed by the OHA Equity and Inclusion Division. Small updates were also made to preferred spoken and written language questions. These updates are noted on each page with a "^" symbol and note.



Oregon Psilocybin Services Data Dashboard Client Demographic Page

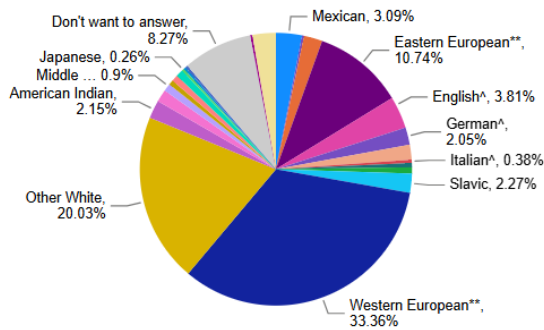
Page Navigation

- Overview
- Methods and Limitations
- All Time Totals: Page 1**
- All Time Totals: Page 2
- All Time Totals: Racial...
- Racial Identity Tables - 1
- Racial Identity Tables - 2
- Primary Racial Identity...
- Primary Racial Identity...
- All Time Totals: Language
- Spoken and Written...
- All Time Totals: Disability...
- Difficulty Hearing, Seeing,...
- Difficulty Concentrating,...
- Difficulty Communicating,...
- All Time Totals: Sexual...
- Sexual Orientation Tables
- All Time Totals: Gender an...
- Gender Identity Tables
- All Time Totals: Age and...
- Age and Income Tables
- All Time Totals: County of...
- County of Residence Tables
- All Time Totals: Reasons
- Reasons for Psilocybin...
- NEW - Veteran Status...
- Dashboard Navigation

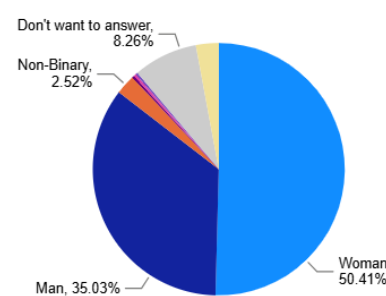
Client All Time Totals: Summary, January 1, 2025 to March 31, 2026

From January 1, 2026 to March 31, 2026, 139 clients have opted out of having their responses to the 303 Client Data Form shared with OPS.

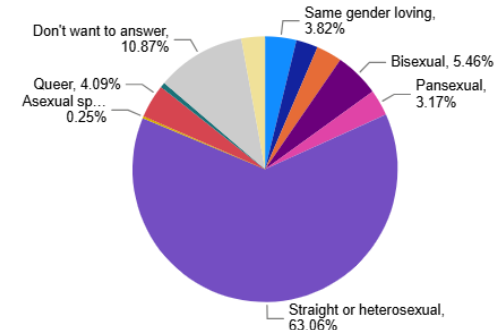
All Time Totals: Client Racial Identity



All Time Totals: Gender Identity



All Time Totals: Sexual Orientation



All Time Totals: Racial Identity Responses

12	155	12
Central American	Mexican	South American
110	539	191
Other Hispanic	Eastern Europe...	English^
103	89	19
German^	Irish^	Italian^

All Time Totals: Gender Identity Responses

2399	1667
Woman	Man
120	14
Non-Binary	Genderqueer
14	13
Genderfluid	Questioning/Exploring

All Time Totals: Sexual Orientation Responses

184	128
Same gender loving	Lesbian
151	263
Gay	Bisexual
153	3040
Pansexual	Straight or heterosexual

Note. **2025 only, ^Added in 2026. Response options which were not reported to protect confidentiality for all available quarters are not presented on this page. All possible response options for each question are broken down by quarter on the tables page for that question. For racial identity, sexual orientation, and gender identity, values represent the count of total clients who selected each response category for that quarter, therefore total responses may be greater than the total number of clients who responded. Beginning in 2026, service centers are required to report the number of clients who "opted-out" of reporting their 303 data to OPS. This data point is present on all tables and visuals, where applicable, as "Opted out of data reporting". Completeness of 303 data varies depending on whether service centers report their data as required by statute and OPS administrative rules and will vary from quarter to quarter.



Oregon Psilocybin Services Data Dashboard Client Demographic Page

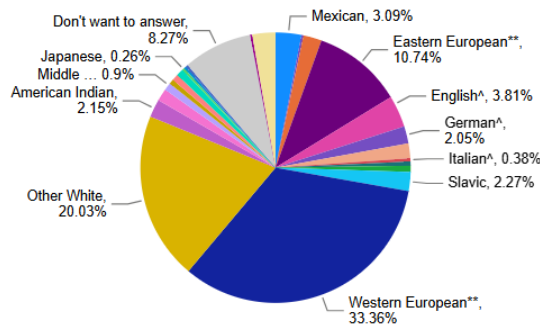
Page Navigation

- Overview
- Methods and Limitations
- All Time Totals: Page 1**
- All Time Totals: Page 2
- All Time Totals: Racial...
- Racial Identity Tables - 1
- Racial Identity Tables - 2
- Primary Racial Identity...
- Primary Racial Identity...
- All Time Totals: Language Spoken and Written...
- All Time Totals: Disability...
- Difficulty Hearing, Seeing,...
- Difficulty Concentrating,...
- Difficulty Communicating,...
- All Time Totals: Sexual...
- Sexual Orientation Tables
- All Time Totals: Gender an...
- Gender Identity Tables
- All Time Totals: Age and...
- Age and Income Tables
- All Time Totals: County of...
- County of Residence Tables
- All Time Totals: Reasons
- Reasons for Psilocybin...
- NEW - Veteran Status...
- Dashboard Navigation

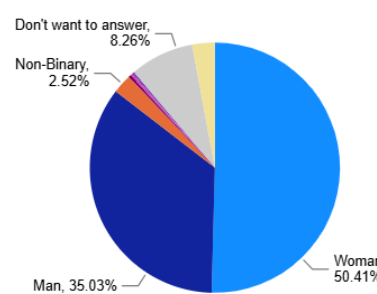
Client All Time Totals: Summary, January 1, 2025 to March 31, 2026

From January 1, 2026 to March 31, 2026, 139 clients have opted out of having their responses to the 303 Client Data Form shared with OPS.

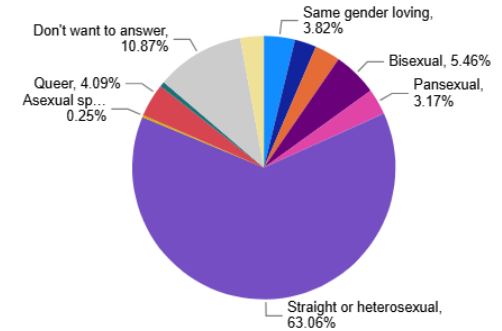
All Time Totals: Client Racial Identity



All Time Totals: Gender Identity



All Time Totals: Sexual Orientation



All Time Totals: Racial Identity Responses

25	37	114
Polish^	Scottish^	Slavic
1674	1005	108
Western Europ...	Other White	American Indian
74	45	29
African American	Middle Eastern**	Ashkenazi Jewish^

All Time Totals: Gender Identity Responses

120	14
Non-Binary	Genderqueer
14	13
Genderfluid	Questioning/Exploring
393	139
Don't want to answer	Opted out of data repor.

All Time Totals: Sexual Orientation Responses

12	197
Asexual spectrum	Queer
30	524
Questioning/Exploring	Don't want to answer
139	
Opted out of data reporting^	

Note. **2025 only, ^Added in 2026. Response options which were not reported to protect confidentiality for all available quarters are not presented on this page. All possible response options for each question are broken down by quarter on the tables page for that question. For racial identity, sexual orientation, and gender identity, values represent the count of total clients who selected each response category for that quarter, therefore total responses may be greater than the total number of clients who responded. Beginning in 2026, service centers are required to report the number of clients who "opted-out" of reporting their 303 data to OPS. This data point is present on all tables and visuals, where applicable, as "Opted out of data reporting". Completeness of 303 data varies depending on whether service centers report their data as required by statute and OPS administrative rules and will vary from quarter to quarter.



Oregon Psilocybin Services Data Dashboard Client Demographic Page

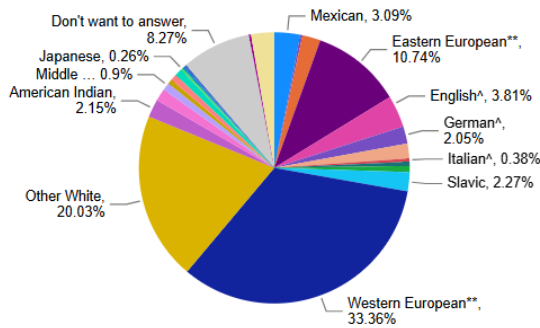
Page Navigation

- Overview
- Methods and Limitations
- All Time Totals: Page 1**
- All Time Totals: Page 2
- All Time Totals: Racial...
- Racial Identity Tables - 1
- Racial Identity Tables - 2
- Primary Racial Identity...
- Primary Racial Identity...
- All Time Totals: Language
- Spoken and Written...
- All Time Totals: Disability...
- Difficulty Hearing, Seeing,...
- Difficulty Concentrating,...
- Difficulty Communicating,...
- All Time Totals: Sexual...
- Sexual Orientation Tables
- All Time Totals: Gender an...
- Gender Identity Tables
- All Time Totals: Age and...
- Age and Income Tables
- All Time Totals: County of...
- County of Residence Tables
- All Time Totals: Reasons
- Reasons for Psilocybin...
- NEW - Veteran Status...
- Dashboard Navigation

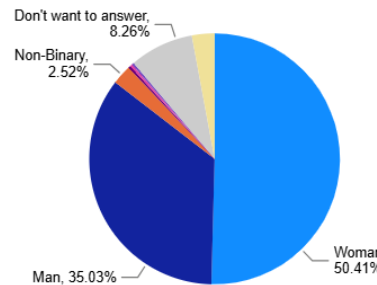
Client All Time Totals: Summary, January 1, 2025 to March 31, 2026

From January 1, 2026 to March 31, 2026, 139 clients have opted out of having their responses to the 303 Client Data Form shared with OPS.

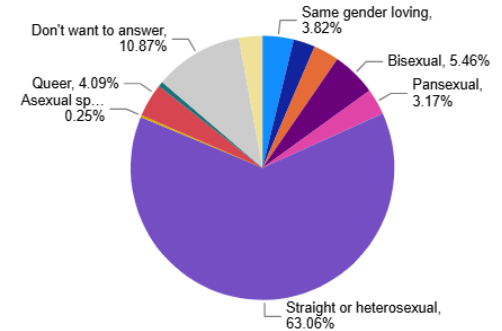
All Time Totals: Client Racial Identity



All Time Totals: Gender Identity



All Time Totals: Sexual Orientation



All Time Totals: Racial Identity Responses

38	44	13
Asian Indian	Chinese	Japanese
13	15	415
Korean	Don't know	Don't want to answer
139		
Opted out of data r...		

All Time Totals: Gender Identity Responses

120	14
Non-Binary	Genderqueer
14	13
Genderfluid	Questioning/Exploring
393	139
Don't want to answer	Opted out of data repor...

All Time Totals: Sexual Orientation Responses

12	197
Asexual spectrum	Queer
30	524
Questioning/Exploring	Don't want to answer
139	
Opted out of data reporting^	

Note. **2025 only, ^Added in 2026. Response options which were not reported to protect confidentiality for all available quarters are not presented on this page. All possible response options for each question are broken down by quarter on the tables page for that question. For racial identity, sexual orientation, and gender identity, values represent the count of total clients who selected each response category for that quarter, therefore total responses may be greater than the total number of clients who responded. Beginning in 2026, service centers are required to report the number of clients who "opted-out" of reporting their 303 data to OPS. This data point is present on all tables and visuals, where applicable, as "Opted out of data reporting". Completeness of 303 data varies depending on whether service centers report their data as required by statute and OPS administrative rules and will vary from quarter to quarter.



Oregon Psilocybin Services Data Dashboard Client Demographic Page

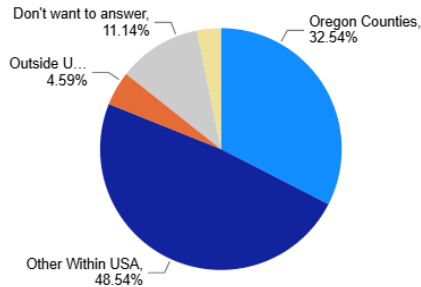
Client All Time Totals: Summary, January 1, 2025 to March 31, 2026

From January 1, 2026 to March 31, 2026, 139 clients have opted out of having their responses to the 303 Client Data Form shared with OPS.

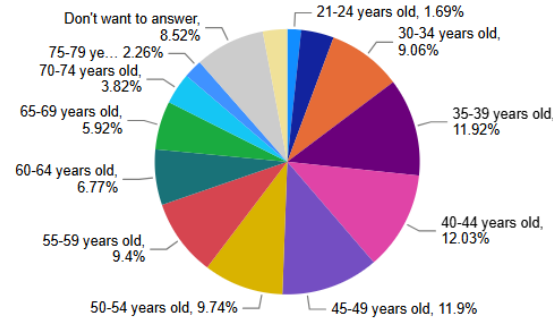
Page Navigation

- Overview
- Methods and Limitations
- All Time Totals: Page 1
- All Time Totals: Page 2**
- All Time Totals: Racial...
- Racial Identity Tables - 1
- Racial Identity Tables - 2
- Primary Racial Identity...
- Primary Racial Identity...
- All Time Totals: Language
- Spoken and Written...
- All Time Totals: Disability...
- Difficulty Hearing, Seeing,...
- Difficulty Concentrating,...
- Difficulty Communicating,...
- All Time Totals: Sexual...
- Sexual Orientation Tables
- All Time Totals: Gender an...
- Gender Identity Tables
- All Time Totals: Age and...
- Age and Income Tables
- All Time Totals: County of...
- County of Residence Tables
- All Time Totals: Reasons
- Reasons for Psilocybin...
- NEW - Veteran Status...
- Dashboard Navigation

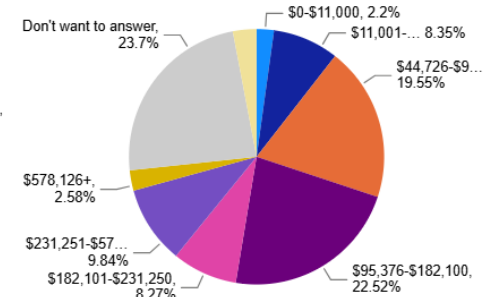
All Time Totals: State of Residency



All Time Totals: Age



All Time Totals: Income



All Time Totals: State of Residency Responses

1417	2114
Oregon Counties	Other Within USA
200	485
Outside USA	Don't want to answer
139	
Opted out of data rep...	

All Time Totals: Age Responses

79	187	424
21-24 years old	25-29 years old	30-34 years old
558	563	557
35-39 years old	40-44 years old	45-49 years old
456	440	317
50-54 years old	55-59 years old	60-64 years old
277	179	106

All Time Totals: Income Responses

102	388
\$0-\$11,000	\$11,001-\$44,725
908	1046
\$44,726-\$95,375	\$95,376-\$182,100
384	457
\$182,101-\$231,250	\$231,251-\$578,125
120	1101

Note. Response options which were not reported to protect confidentiality for all available quarters are not presented on this page. All possible response options for each question are broken down by quarter on the tables page for that question. Beginning in 2026, service centers are required to report the number of clients who "opted-out" of reporting their 303 data to OPS. This data point is present on all tables and visuals, where applicable, as "Opted out of data reporting". Completeness of 303 data varies depending on whether service centers report their data as required by statute and OPS administrative rules and will vary from quarter to quarter.



Oregon Psilocybin Services Data Dashboard Client Demographic Page

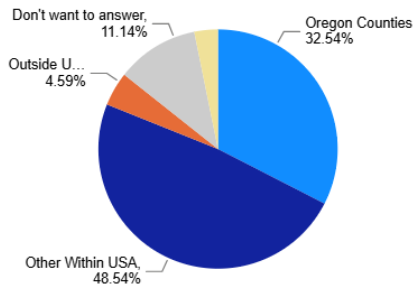
Client All Time Totals: Summary, January 1, 2025 to March 31, 2026

From January 1, 2026 to March 31, 2026, 139 clients have opted out of having their responses to the 303 Client Data Form shared with OPS.

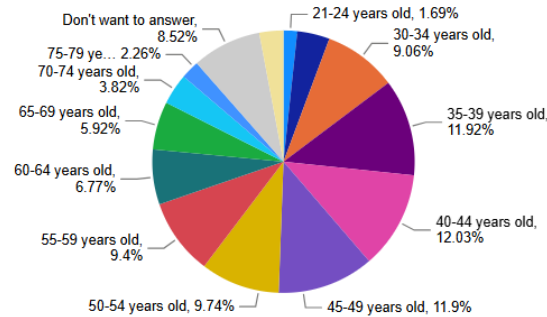
Page Navigation

- Overview
- Methods and Limitations
- All Time Totals: Page 1
- All Time Totals: Page 2**
- All Time Totals: Racial...
- Racial Identity Tables - 1
- Racial Identity Tables - 2
- Primary Racial Identity...
- Primary Racial Identity...
- All Time Totals: Language
- Spoken and Written...
- All Time Totals: Disability...
- Difficulty Hearing, Seeing,...
- Difficulty Concentrating,...
- Difficulty Communicating,...
- All Time Totals: Sexual...
- Sexual Orientation Tables
- All Time Totals: Gender an...
- Gender Identity Tables
- All Time Totals: Age and...
- Age and Income Tables
- All Time Totals: County of...
- County of Residence Tables
- All Time Totals: Reasons
- Reasons for Psilocybin...
- NEW - Veteran Status...
- Dashboard Navigation

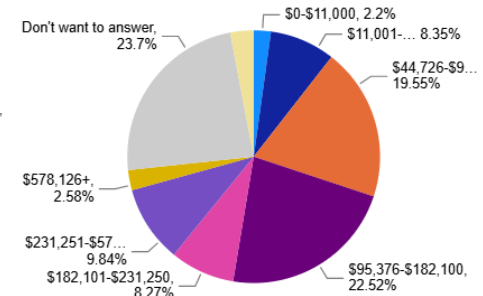
All Time Totals: State of Residency



All Time Totals: Age



All Time Totals: Income



All Time Totals: State of Residency Responses

1417	2114
Oregon Counties	Other Within USA
200	485
Outside USA	Don't want to answer
139	
Opted out of data reporting	

All Time Totals: Age Responses

35-39 years old	40-44 years old	45-49 years old
456	440	317
50-54 years old	55-59 years old	60-64 years old
277	179	106
65-69 years old	70-74 years old	75-79 years old
399	139	
Don't want to answer	Opted out of data reporting	

All Time Totals: Income Responses

\$44,726-\$95,375	\$95,376-\$182,100
384	457
\$182,101-\$231,250	\$231,251-\$578,125
120	1101
\$578,126+	Don't want to answer
139	
Opted out of data reporting	

Note. Response options which were not reported to protect confidentiality for all available quarters are not presented on this page. All possible response options for each question are broken down by quarter on the tables page for that question. Beginning in 2026, service centers are required to report the number of clients who "opted-out" of reporting their 303 data to OPS. This data point is present on all tables and visuals, where applicable, as "Opted out of data reporting". Completeness of 303 data varies depending on whether service centers report their data as required by statute and OPS administrative rules and will vary from quarter to quarter.



Oregon Psilocybin Services Data Dashboard Client Demographic Page

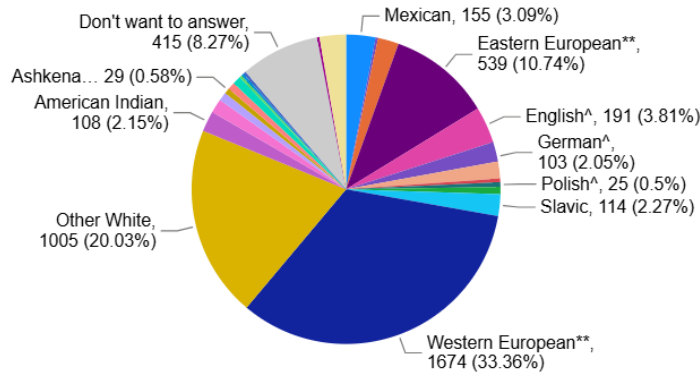
Client All Time Totals: Racial Identity, January 1, 2025 to March 31, 2026

From January 1, 2026 to March 31, 2026, 139 clients have opted out of having their responses to the 303 Client Data Form shared with OPS.

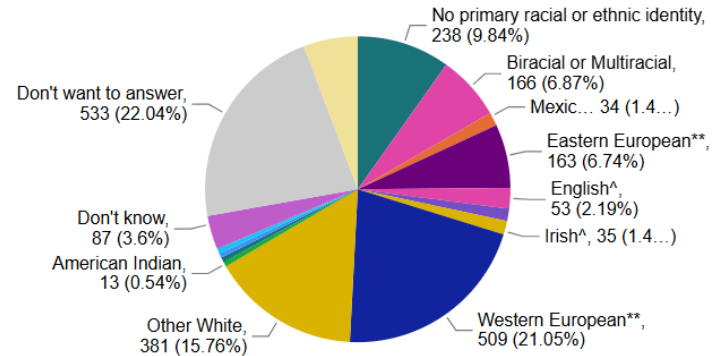
Page Navigation

- Overview
- Methods and Limitations
- All Time Totals: Page 1
- All Time Totals: Page 2
- All Time Totals: Racial...**
- Racial Identity Tables - 1
- Racial Identity Tables - 2
- Primary Racial Identity...
- Primary Racial Identity...
- All Time Totals: Language
- Spoken and Written...
- All Time Totals: Disability...
- Difficulty Hearing, Seeing,...
- Difficulty Concentrating,...
- Difficulty Communicating,...
- All Time Totals: Sexual...
- Sexual Orientation Tables
- All Time Totals: Gender an...
- Gender Identity Tables
- All Time Totals: Age and...
- Age and Income Tables
- All Time Totals: County of...
- County of Residence Tables
- All Time Totals: Reasons
- Reasons for Psilocybin...
- NEW - Veteran Status...
- Dashboard Navigation

All Time Totals: Client Racial Identity



All Time Totals: Client Primary Racial Identity



All Time Totals: Racial Identity Responses

12	155	12	110
Central American	Mexican	South American	Other Hispanic
539	191	103	89
Eastern Europe...	English^	German^	Irish^
19	25	37	114
Italian^	Polish^	Scottish^	Slavic

All Time Totals: Primary Racial Identity Responses

238	166	34	163
No primary racia...	Biracial or Multir...	Mexican	Eastern European**
53	31	35	509
English^	German^	Irish^	Western European**
381	13	12	12
Other White	American Indian	African American	Ashkenazi Jewish^

Note. **2025 only, ^Added in 2026. Response options which were not reported to protect confidentiality for all available quarters are not presented on this page. All possible response options for each question are broken down by quarter on the tables page for that question. Values represent the count of total clients who selected each response category, therefore total responses may be greater than the total number of clients who responded. Beginning in 2026, service centers are required to report the number of clients who "opted-out" of reporting their 303 data to OPS. This data point is present on all tables and visuals, where applicable, as "Opted out of data reporting". Completeness of 303 data varies depending on whether service centers report their data as required by statute and OPS administrative rules and will vary from quarter to quarter.



Oregon Psilocybin Services Data Dashboard Client Demographic Page

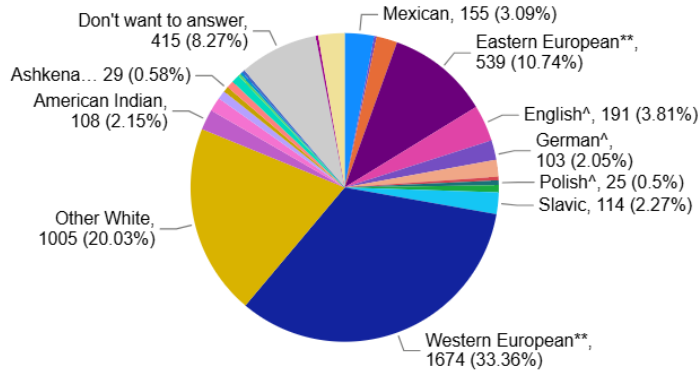
Client All Time Totals: Racial Identity, January 1, 2025 to March 31, 2026

From January 1, 2026 to March 31, 2026, 139 clients have opted out of having their responses to the 303 Client Data Form shared with OPS.

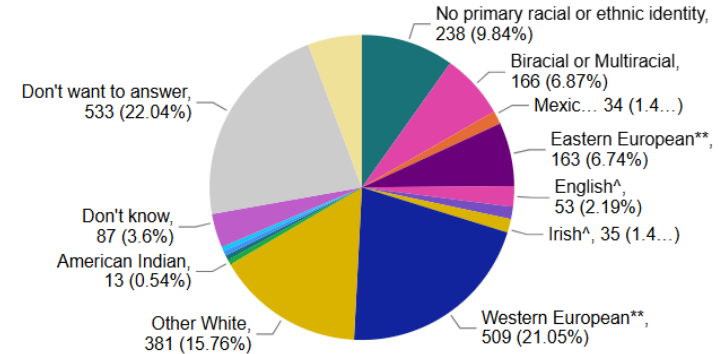
Page Navigation

- Overview
- Methods and Limitations
- All Time Totals: Page 1
- All Time Totals: Page 2
- All Time Totals: Racial...**
- Racial Identity Tables - 1
- Racial Identity Tables - 2
- Primary Racial Identity...
- Primary Racial Identity...
- All Time Totals: Language Spoken and Written...
- All Time Totals: Disability...
- Difficulty Hearing, Seeing,...
- Difficulty Concentrating,...
- Difficulty Communicating,...
- All Time Totals: Sexual...
- Sexual Orientation Tables
- All Time Totals: Gender an...
- Gender Identity Tables
- All Time Totals: Age and...
- Age and Income Tables
- All Time Totals: County of...
- County of Residence Tables
- All Time Totals: Reasons
- Reasons for Psilocybin...
- NEW - Veteran Status...
- Dashboard Navigation

All Time Totals: Client Racial Identity



All Time Totals: Client Primary Racial Identity



All Time Totals: Racial Identity Responses

1674	1005	108	74
Western Europe...	Other White	American Indian	African American
45	38	44	13
Middle Eastern**	Asian Indian	Chinese	Japanese
13	15	415	139
Korean	Don't know	Don't want to an...	Opted out of data r...

All Time Totals: Primary Racial Identity Responses

53	31	35	509
English^	German^	Irish^	Western European**
381	13	12	12
Other White	American Indian	African American	Ashkenazi Jewish^
12	87	533	139
Asian Indian	Don't know	Don't want to an...	Opted out of data re...

Note. **2025 only, ^Added in 2026. Response options which were not reported to protect confidentiality for all available quarters are not presented on this page. All possible response options for each question are broken down by quarter on the tables page for that question. Values represent the count of total clients who selected each response category, therefore total responses may be greater than the total number of clients who responded. Beginning in 2026, service centers are required to report the number of clients who "opted-out" of reporting their 303 data to OPS. This data point is present on all tables and visuals, where applicable, as "Opted out of data reporting". Completeness of 303 data varies depending on whether service centers report their data as required by statute and OPS administrative rules and will vary from quarter to quarter.



Oregon Psilocybin Services Data Dashboard Client Demographic Page

Racial Identity Tables - Page 1



Page Navigation

- Overview
- Methods and Limitations
- All Time Totals: Page 1
- All Time Totals: Page 2
- All Time Totals: Racial...
- Racial Identity Tables - 1**
- Racial Identity Tables - 2
- Primary Racial Identity...
- Primary Racial Identity...
- All Time Totals: Language
- Spoken and Written...
- All Time Totals: Disability...
- Difficulty Hearing, Seeing,...
- Difficulty Concentrating,...
- Difficulty Communicating,...
- All Time Totals: Sexual...
- Sexual Orientation Tables
- All Time Totals: Gender an...
- Gender Identity Tables
- All Time Totals: Age and...
- Age and Income Tables
- All Time Totals: County of...
- County of Residence Tables
- All Time Totals: Reasons
- Reasons for Psilocybin...
- NEW - Veteran Status...
- Dashboard Navigation

From January 1, 2026 to March 31, 2026, 139 clients have opted out of having their responses to the 303 Client Data Form shared with OPS.

Table 1. Which of the following describes your racial or ethnic identity? *Please check all that apply.*

Afro-Latino/a/x/e [^]	Central American	Cuban [^]	Dominican [^]	Guatemalan [^]	Mexican	Puerto Rican [^]	Salvadoran [^]	South American	Other Hispanic or Latino/a/x/e			
*	*	*	*	*	30	*	*	*	14			
CHamoru (Chamorro)	Communities of the Micronesian Region	Fijian [^]	Marshallese	Native Hawaiian	Samoan	Tongan [^]	Other Pacific Islander					
*	*	*	*	*	*	*	*					
Eastern European**	English [^]	German [^]	Irish [^]	Italian [^]	Polish [^]	Romanian [^]	Russian [^]	Scottish [^]	Slavic	Ukrainian [^]	Western European**	Other White
	191	103	89	19	25	*	*	37	22	*		185
American Indian	Alaska Native	Canadian Inuit, Metis or First Nation			Indigenous Mexican, Central American or South American							
20	*	*					*					
Opted out of data reporting [^]												
												139

Year

2025

2026

Quarter

Qtr 1

Qtr 2

Qtr 3

Qtr 4

Note. *Value not shown to protect confidentiality. **2025 only, [^]Added in 2026. Values represent the count of total clients who selected each response category for that quarter, therefore total responses may be greater than the total number of clients who responded. Beginning in 2026, service centers are required to report the number of clients who "opted-out" of reporting their 303 data to OPS. This data point is present on all tables and visuals, where applicable, as "Opted out of data reporting". Completeness of 303 data varies depending on whether service centers report their data as required by statute and OPS administrative rules and will vary from quarter to quarter.



Oregon Psilocybin Services Data Dashboard Client Demographic Page

Racial Identity Tables - Page 2

From January 1, 2026 to March 31, 2026, 139 clients have opted out of having their responses to the 303 Client Data Form shared with OPS.



- Year**
- 2025
- 2026
- Quarter**
- Qtr 1
- Qtr 2
- Qtr 3
- Qtr 4

Page Navigation

- Overview
- Methods and Limitations
- All Time Totals: Page 1
- All Time Totals: Page 2
- All Time Totals: Racial...
- Racial Identity Tables - 1
- Racial Identity Tables - 2**
- Primary Racial Identity...
- Primary Racial Identity...
- All Time Totals: Language
- Spoken and Written...
- All Time Totals: Disability...
- Difficulty Hearing, Seeing,...
- Difficulty Concentrating,...
- Difficulty Communicating,...
- All Time Totals: Sexual...
- Sexual Orientation Tables
- All Time Totals: Gender an...
- Gender Identity Tables
- All Time Totals: Age and...
- Age and Income Tables
- All Time Totals: County of...
- County of Residence Tables
- All Time Totals: Reasons
- Reasons for Psilocybin...
- NEW - Veteran Status...
- Dashboard Navigation

Table 1. Which of the following describes your racial or ethnic identity? *Please check all that apply.*

African American	Afro-Caribbean	Ethiopian	Haitian [^]	Jamaican [^]	Nigerian [^]	Somali	Other African (Black)	Other Black			
▲											
*	*	*	*	*	*	*	*	*			
Egyptian [^]	Iraqi [^]	Iranian [^]	Israeli [^]	Lebanese [^]	Middle Eastern ^{**}	North African ^{**}	Palestinian [^]	Syrian [^]	Turkish [^]	Other Middle Eastern/North African/SWANA [^]	
▲											
*	*	*	*	*	*	*	*	*	*	*	
Ashkenazi [^]	Sephardi [^]	Other Jewish [^]	Afghan [^]	Asian Indian	Cambodian/Khmer	Chinese	Communities of Myanmar				
29	*	*	▲	*	*	*	*				
Filipino/a	Hmong	Indonesian [^]	Japanese	Korean	Laotian	Pakistani [^]	South Asian	Taiwanese [^]	Thai [^]	Vietnamese	Other Asian
*	*	*	*	*	*	*	*	*	*	*	*
Other (not listed)	Don't know	Don't want to answer	Opted out of data reporting [^]								
16	*	▲									
			28	139							

Note. *Value not shown to protect confidentiality. **2025 only, [^]Added in 2026. Values represent the count of total clients who selected each response category for that quarter, therefore total responses may be greater than the total number of clients who responded. Beginning in 2026, service centers are required to report the number of clients who "opted-out" of reporting their 303 data to OPS. This data point is present on all tables and visuals, where applicable, as "Opted out of data reporting". Completeness of 303 data varies depending on whether service centers report their data as required by statute and OPS administrative rules and will vary from quarter to quarter.



Oregon Psilocybin Services Data Dashboard Client Demographic Page

Primary Racial Identity Tables - Page 1

Page Navigation

- Overview
- Methods and Limitations
- All Time Totals: Page 1
- All Time Totals: Page 2
- All Time Totals: Racial...
- Racial Identity Tables - 1
- Racial Identity Tables - 2
- Primary Racial Identity...**
- Primary Racial Identity...
- All Time Totals: Language
- Spoken and Written...
- All Time Totals: Disability...
- Difficulty Hearing, Seeing,...
- Difficulty Concentrating,...
- Difficulty Communicating,...
- All Time Totals: Sexual...
- Sexual Orientation Tables
- All Time Totals: Gender an...
- Gender Identity Tables
- All Time Totals: Age and...
- Age and Income Tables
- All Time Totals: County of...
- County of Residence Tables
- All Time Totals: Reasons
- Reasons for Psilocybin...
- NEW - Veteran Status...
- Dashboard Navigation

From January 1, 2026 to March 31, 2026, 139 clients have opted out of having their responses to the 303 Client Data Form shared with OPS.

Table 1. If you checked more than one category, is there one you think of as your primary racial or ethnic identity?

I do not have just one primary racial or ethnic identity		Biracial or Multiracial		Don't know	Don't want to answer	N/A	Opted out of data reporting [^]					
92		35 *			46		354	139				
Afro-Latino/a/x/e [^]	Central American	Cuban [^]	Dominican [^]	Guatemalan [^]	Mexican	Puerto Rican [^]	Salvadoran [^]	South American	Other Hispanic or Latino/a/x/e			
*	*	*	*	*	12	*	*	*	*			
CHamoru (Chamorro)	Communities of the Micronesian Region	Fijian [^]	Marshallese	Native Hawaiian	Samoan	Tongan [^]	Other Pacific Islander					
*	*	*	*	*	*	*	*	*				
Eastern European ^{**}	English [^]	German [^]	Irish [^]	Italian [^]	Polish [^]	Romanian [^]	Russian [^]	Scottish [^]	Slavic	Ukrainian [^]	Western European ^{**}	Other White
	53	31	35 *	*	*	*	*	*	*	*		47
American Indian	Alaska Native	Canadian Inuit, Metis or First Nation			Indigenous Mexican, Central American or South American							
*	*	*			*							

- Year
- 2025
 - 2026
- Quarter
- Qtr 1
 - Qtr 2
 - Qtr 3
 - Qtr 4

Note. ^{*}Value not shown to protect confidentiality. ^{**}2025 only, [^]Added in 2026. Beginning in 2026, service centers are required to report the number of clients who "opted-out" of reporting their 303 data to OPS. This data point is present on all tables and visuals, where applicable, as "Opted out of data reporting". Completeness of 303 data varies depending on whether service centers report their data as required by statute and OPS administrative rules and will vary from quarter to quarter.



Oregon Psilocybin Services Data Dashboard Client Demographic Page

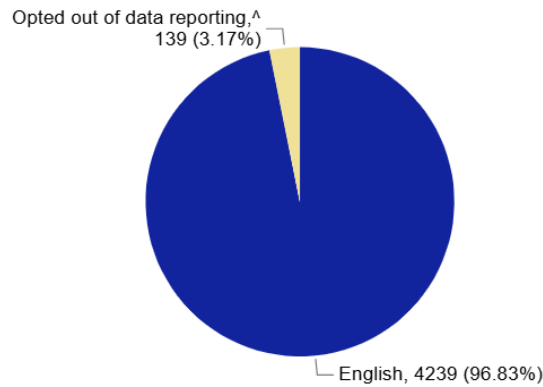
**Client All Time Totals: Spoken and Written Language,
January 1, 2025 to March 31, 2026**

From January 1, 2026 to March 31, 2026, 139 clients have opted out of having their responses to the 303 Client Data Form shared with OPS.

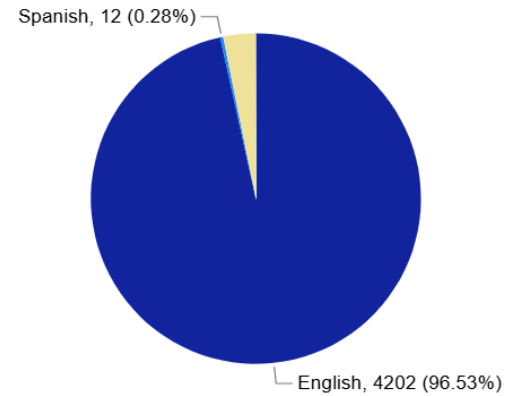
Page Navigation

- Overview
- Methods and Limitations
- All Time Totals: Page 1
- All Time Totals: Page 2
- All Time Totals: Racial...
- Racial Identity Tables - 1
- Racial Identity Tables - 2
- Primary Racial Identity...
- Primary Racial Identity...
- All Time Totals: Language**
- Spoken and Written...
- All Time Totals: Disability...
- Difficulty Hearing, Seeing,...
- Difficulty Concentrating,...
- Difficulty Communicating,...
- All Time Totals: Sexual...
- Sexual Orientation Tables
- All Time Totals: Gender an...
- Gender Identity Tables
- All Time Totals: Age and...
- Age and Income Tables
- All Time Totals: County of...
- County of Residence Tables
- All Time Totals: Reasons
- Reasons for Psilocybin...
- NEW - Veteran Status...
- Dashboard Navigation

All Time Totals: Client Preferred Spoken Language



All Time Totals: Client Preferred Written Language



All Time Totals: Preferred Spoken Language Responses

4239	139
English	Opted out of data reporting [^]

All Time Totals: Preferred Written Language Responses

4202	12	139
English	Spanish	Opted out of data reporting [^]

Note. [^]Added in 2026. Response options which were not reported to protect confidentiality for all available quarters are not presented on this page. All possible response options for each question are broken down by quarter on the tables page for that question. Beginning in 2026, service centers are required to report the number of clients who "opted-out" of reporting their 303 data to OPS. This data point is present on all tables and visuals, where applicable, as "Opted out of data reporting". Completeness of 303 data varies depending on whether service centers report their data as required by statute and OPS administrative rules and will vary from quarter to quarter.



Oregon Psilocybin Services Data Dashboard Client Demographic Page

Primary Spoken and Written Language Tables



Page Navigation

- Overview
- Methods and Limitations
- All Time Totals: Page 1
- All Time Totals: Page 2
- All Time Totals: Racial...
- Racial Identity Tables - 1
- Racial Identity Tables - 2
- Primary Racial Identity...
- Primary Racial Identity...
- All Time Totals: Language
- Spoken and Written...**
- All Time Totals: Disability...
- Difficulty Hearing, Seeing,...
- Difficulty Concentrating,...
- Difficulty Communicating,...
- All Time Totals: Sexual...
- Sexual Orientation Tables
- All Time Totals: Gender an...
- Gender Identity Tables
- All Time Totals: Age and...
- Age and Income Tables
- All Time Totals: County of...
- County of Residence Tables
- All Time Totals: Reasons
- Reasons for Psilocybin...
- NEW - Veteran Status...
- Dashboard Navigation

From January 1, 2026 to March 31, 2026, 139 clients have opted out of having their responses to the 303 Client Data Form shared with OPS.

Table 1. Preferred Spoken Language. Select one.

Arabic	Bosnian	Burmese	Cambodian	Chinese, Simplified**	Chinese, Traditional**	Chinese^	Chuukese	English	Farsi		
*	*	*	*			*	*				
									695 *		
French	German	Japanese	Korean	Lao	Marshallese	Oromo (Cushite)	Pohnpeian	Romanian	Russian	Somali	Spanish
*	*	*	*	*	*	*	*	*	*	*	*
Thai	Ukrainian	Vietnamese	Other	Don't know^	Don't want to answer^	Opted out of data reporting^					
*	*	*	*	*	*						
										139	

Table 2. Preferred Written Language. Select one.

Arabic	Bosnian	Burmese	Cambodian	Chinese, Simplified	Chinese, Traditional	Chuukese	English	Farsi	French	German	
*	*	*	*	*	*	*					
							673 *	*	*	*	
Japanese	Korean	Lao	Marshallese	Oromo (Cushite)	Pohnpeian	Romanian	Russian	Somali	Spanish	Thai	Ukrainian
*	*	*	*	*	*	*	*	*	*	*	*
Vietnamese	Other	Don't know^	Don't want to answer^	Opted out of data reporting^							
*	*	*	*								
										139	

Note. *Value not shown to protect confidentiality. **2025 only, ^Added in 2026. Beginning in 2026, service centers are required to report the number of clients who "opted-out" of reporting their 303 data to OPS. This data point is present on all tables and visuals, where applicable, as "Opted out of data reporting". Completeness of 303 data varies depending on whether service centers report their data as required by statute and OPS administrative rules and will vary from quarter to quarter.

Year

2025

2026

Quarter

Qtr 1

Qtr 2

Qtr 3

Qtr 4

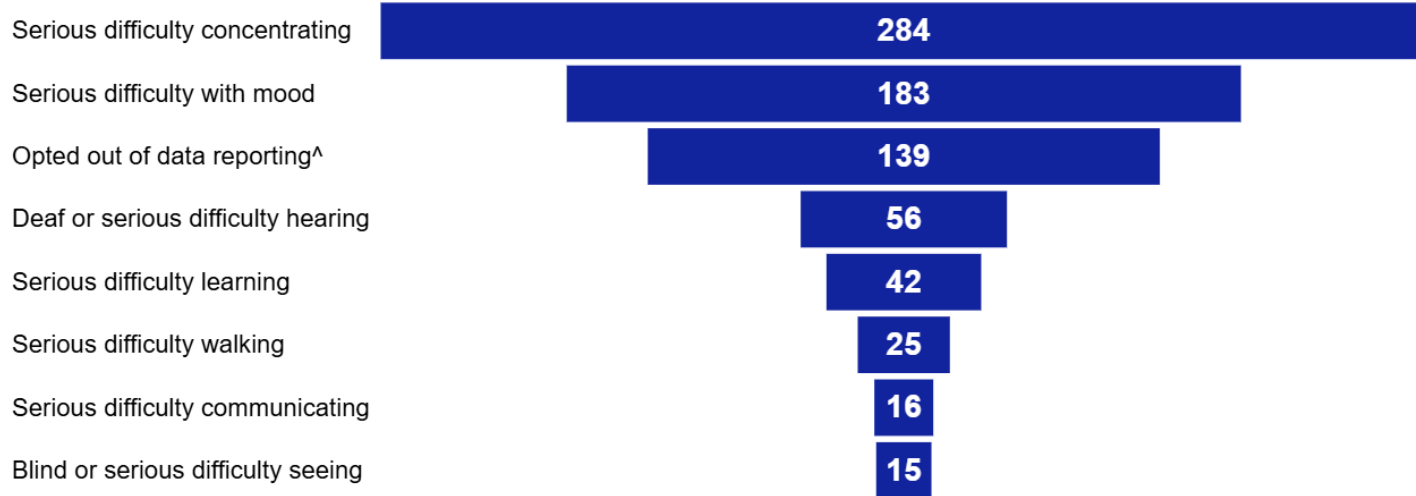


Oregon Psilocybin Services Data Dashboard Client Demographic Page

Client All Time Totals: Disability Status, January 1, 2025 to March 31, 2026

From January 1, 2026 to March 31, 2026, 139 clients have opted out of having their responses to the 303 Client Data Form shared with OPS.

All Time Totals: Number of Clients Selecting "Yes" for each Disability Status Question



Note. [^]Added in 2026. Response options which were not reported to protect confidentiality for all available quarters are not presented on this page. All possible response options for each question are broken down by quarter on the tables page for that question. Beginning in 2026, service centers are required to report the number of clients who "opted-out" of reporting their 303 data to OPS. This data point is present on all tables and visuals, where applicable, as "Opted out of data reporting". Completeness of 303 data varies depending on whether service centers report their data as required by statute and OPS administrative rules and will vary from quarter to quarter.

Page Navigation

- Overview
- Methods and Limitations
- All Time Totals: Page 1
- All Time Totals: Page 2
- All Time Totals: Racial...
- Racial Identity Tables - 1
- Racial Identity Tables - 2
- Primary Racial Identity...
- Primary Racial Identity...
- All Time Totals: Language
- Spoken and Written...
- All Time Totals: Disability...**
- Difficulty Hearing, Seeing,...
- Difficulty Concentrating,...
- Difficulty Communicating,...
- All Time Totals: Sexual...
- Sexual Orientation Tables
- All Time Totals: Gender an...
- Gender Identity Tables
- All Time Totals: Age and...
- Age and Income Tables
- All Time Totals: County of...
- County of Residence Tables
- All Time Totals: Reasons
- Reasons for Psilocybin...
- NEW - Veteran Status...
- Dashboard Navigation



Oregon Psilocybin Services Data Dashboard Client Demographic Page

Disability Status: Difficulty Hearing, Seeing, and Walking Tables

Page Navigation

- Overview
- Methods and Limitations
- All Time Totals: Page 1
- All Time Totals: Page 2
- All Time Totals: Racial...
- Racial Identity Tables - 1
- Racial Identity Tables - 2
- Primary Racial Identity...
- Primary Racial Identity...
- All Time Totals: Language
- Spoken and Written...
- All Time Totals: Disability...
- Difficulty Hearing, Seeing,...**
- Difficulty Concentrating,...
- Difficulty Communicating,...
- All Time Totals: Sexual...
- Sexual Orientation Tables
- All Time Totals: Gender an...
- Gender Identity Tables
- All Time Totals: Age and...
- Age and Income Tables
- All Time Totals: County of...
- County of Residence Tables
- All Time Totals: Reasons
- Reasons for Psilocybin...
- NEW - Veteran Status...
- Dashboard Navigation

From January 1, 2026 to March 31, 2026, 139 clients have opted out of having their responses to the 303 Client Data Form shared with OPS.

Table 1. Are you deaf or do you have serious difficulty hearing?

Yes	No	Don't know	Don't want to answer	Opted out of data reporting^
13	613	*	58	139

If Yes, at what age did this condition begin?

Since birth	Under 21 years old	21-40 years old	41-60 years old	61-80 years old	81+ years old	Don't want to answer
*	*	*	*	*	*	*

Table 2. Are you blind or do you have serious difficulty seeing, even when wearing glasses?

Yes	No	Don't know	Don't want to answer	Opted out of data reporting^
*	621	*	61	139

If Yes, at what age did this condition begin?

Since birth	Under 21 years old	21-40 years old	41-60 years old	61-80 years old	81+ years old	Don't want to answer
*	*	*	*	*	*	*

Table 3. Do you have serious difficulty walking or climbing stairs?

Yes	No	Don't know	Don't want to answer	Opted out of data reporting^
13	610	*	16	139

If Yes, at what age did this condition begin?

Since birth	Under 21 years old	21-40 years old	41-60 years old	61-80 years old	81+ years old	Don't want to answer
*	*	*	*	*	*	*

Note. *Value not shown to protect confidentiality. ^Added in 2026. Beginning in 2026, service centers are required to report the number of clients who "opted-out" of reporting their 303 data to OPS. This data point is present on all tables and visuals, where applicable, as "Opted out of data reporting". Completeness of 303 data varies depending on whether service centers report their data as required by statute and OPS administrative rules and will vary from quarter to quarter.

Year

2025

2026

Quarter

Qtr 1

Qtr 2

Qtr 3

Qtr 4



Oregon Psilocybin Services Data Dashboard Client Demographic Page

Disability Status: Difficulty Concentrating, Dressing, and Learning Tables

From January 1, 2026 to March 31, 2026, 139 clients have opted out of having their responses to the 303 Client Data Form shared with OPS.

Page Navigation

- Overview
- Methods and Limitations
- All Time Totals: Page 1
- All Time Totals: Page 2
- All Time Totals: Racial...
- Racial Identity Tables - 1
- Racial Identity Tables - 2
- Primary Racial Identity...
- Primary Racial Identity...
- All Time Totals: Language Spoken and Written...
- All Time Totals: Disability...
- Difficulty Hearing, Seeing...
- Difficulty Concentrating, ...**
- Difficulty Communicating, ...
- All Time Totals: Sexual...
- Sexual Orientation Tables
- All Time Totals: Gender an...
- Gender Identity Tables
- All Time Totals: Age and...
- Age and Income Tables
- All Time Totals: County of...
- County of Residence Tables
- All Time Totals: Reasons
- Reasons for Psilocybin...
- NEW - Veteran Status...
- Dashboard Navigation

Table 1. Because of a physical, mental, or emotional condition, do you have serious difficulty concentrating, remembering, or making decisions?

Yes	No	Don't know	Don't want to answer	Opted out of data reporting^
49	579	12	62	139

Table 2. Do you have difficulty dressing or bathing?

Yes	No	Don't know	Don't want to answer	Opted out of data reporting^
*	661	*	56	139

Table 3. Do you have serious difficulty learning how to do things most people your age can learn?

Yes	No	Don't know	Don't want to answer	Opted out of data reporting^
*	642	*	61	139

If Yes, at what age did this condition begin?

Since Birth	Under 21 years old	21-40 years old	41-60 years old	61-80 years old	81+ years old	Don't want to answer
*	*	16	*	*	*	*

If Yes, at what age did this condition begin?

Since Birth	Under 21 years old	21-40 years old	41-60 years old	61-80 years old	81+ years old	Don't want to answer
*	*	*	*	*	*	*

If Yes, at what age did this condition begin?

Since Birth	Under 21 years old	21-40 years old	41-60 years old	61-80 years old	81+ years old	Don't want to answer
*	*	*	*	*	*	*

Note. *Value not shown to protect confidentiality. ^Added in 2026. Beginning in 2026, service centers are required to report the number of clients who "opted-out" of reporting their 303 data to OPS. This data point is present on all tables and visuals, where applicable, as "Opted out of data reporting". Completeness of 303 data varies depending on whether service centers report their data as required by statute and OPS administrative rules and will vary from quarter to quarter.

Year

- 2025
- 2026

Quarter

- Qtr 1
- Qtr 2
- Qtr 3
- Qtr 4



Oregon Psilocybin Services Data Dashboard Client Demographic Page

Disability Status: Difficulty Communicating, Errands, and Mood Tables

From January 1, 2026 to March 31, 2026, 139 clients have opted out of having their responses to the 303 Client Data Form shared with OPS.

Page Navigation

- Overview
- Methods and Limitations
- All Time Totals: Page 1
- All Time Totals: Page 2
- All Time Totals: Racial...
- Racial Identity Tables - 1
- Racial Identity Tables - 2
- Primary Racial Identity...
- Primary Racial Identity...
- All Time Totals: Language
- Spoken and Written...
- All Time Totals: Disability...
- Difficulty Hearing, Seeing,...
- Difficulty Concentrating,...
- Difficulty Communicating,...**
- All Time Totals: Sexual...
- Sexual Orientation Tables
- All Time Totals: Gender an...
- Gender Identity Tables
- All Time Totals: Age and...
- Age and Income Tables
- All Time Totals: County of...
- County of Residence Tables
- All Time Totals: Reasons
- Reasons for Psilocybin...
- NEW - Veteran Status...
- Dashboard Navigation

Table 1. Using your usual (customary) language, do you have serious difficulty communicating (for example understanding or being understood by others)?

Yes	No	Don't know	Don't understand what this question is asking	Don't want to answer	Opted out of data reporting^
*	654	*	*	50	139

If Yes, at what age did this condition begin?

Since Birth	Under 21 years old	21-40 years old	41-60 years old	61-80 years old	81+ years old	Don't want to answer
*	*	*	*	*	*	*

Table 2. Because of a physical, mental, or emotional condition, do you have difficulty doing errands alone such as visiting a doctor's office or shopping?

Yes	No	Don't know	Don't want to answer	Opted out of data reporting^
20	640	*	56	139

If Yes, at what age did this condition begin?

Since Birth	Under 21 years old	21-40 years old	41-60 years old	61-80 years old	81+ years old	Don't want to answer
*	*	*	*	*	*	*

Table 3. Do you have serious difficulty with the following: mood, intense feelings, controlling your behavior, or experiencing delusions or hallucinations?

Yes	No	Don't know	Don't know what this question is asking	Don't want to answer	Opted out of data reporting^
27	621	*	*	*	139

If Yes, at what age did this condition begin?

Since Birth	Under 21 years old	21-40 years old	41-60 years old	61-80 years old	81+ years old	Don't want to answer
*	*	*	*	*	*	*

Note. *Value not shown to protect confidentiality. ^Added in 2026. Beginning in 2026, service centers are required to report the number of clients who "opted-out" of reporting their 303 data to OPS. This data point is present on all tables and visuals, where applicable, as "Opted out of data reporting". Completeness of 303 data varies depending on whether service centers report their data as required by statute and OPS administrative rules and will vary from quarter to quarter.

Year

- 2025
- 2026

Quarter

- Qtr 1
- Qtr 2
- Qtr 3
- Qtr 4



Oregon Psilocybin Services Data Dashboard Client Demographic Page

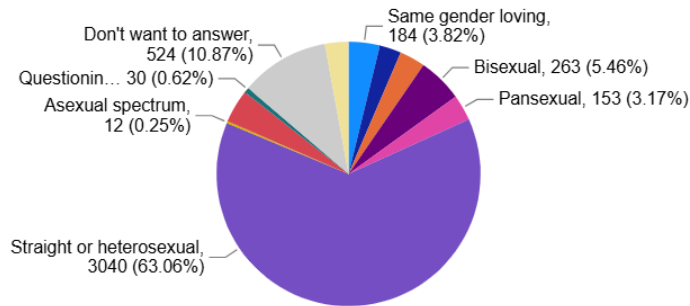
Client All Time Totals: Sexual Orientation and Transgender Identity January 1, 2025 to March 31, 2026

From January 1, 2026 to March 31, 2026, 139 clients have opted out of having their responses to the 303 Client Data Form shared with OPS.

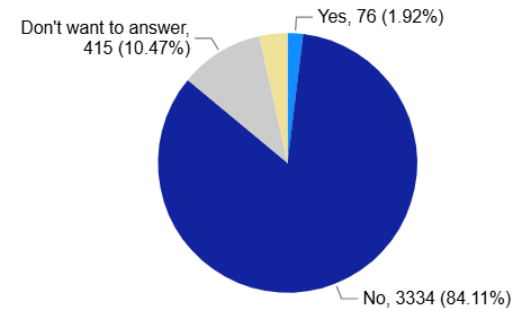
Page Navigation

- Overview
- Methods and Limitations
- All Time Totals: Page 1
- All Time Totals: Page 2
- All Time Totals: Racial...
- Racial Identity Tables - 1
- Racial Identity Tables - 2
- Primary Racial Identity...
- Primary Racial Identity...
- All Time Totals: Language
- Spoken and Written...
- All Time Totals: Disability...
- Difficulty Hearing, Seeing,...
- Difficulty Concentrating,...
- Difficulty Communicating,...
- All Time Totals: Sexual...**
- Sexual Orientation Tables
- All Time Totals: Gender an...
- Gender Identity Tables
- All Time Totals: Age and...
- Age and Income Tables
- All Time Totals: County of...
- County of Residence Tables
- All Time Totals: Reasons
- Reasons for Psilocybin...
- NEW - Veteran Status...
- Dashboard Navigation

All Time Totals: Client Sexual Orientation



All Time Totals: Client Transgender Identity



All Time Totals: Sexual Orientation Responses

184	128	151	263
Same gender loving	Lesbian	Gay	Bisexual
153	3040	12	197
Pansexual	Straight or heteros...	Asexual spectrum	Queer
30	524	139	
Questioning/Explor...	Don't want to answer	Opted out of data rep...	

All Time Totals: Transgender Identity Responses

76	3334	415
Yes	No	Don't want to answer
139		
Opted out of data report...		

Note. ^Added in 2026. Response options which were not reported to protect confidentiality for all available quarters are not presented on this page. All possible response options for each question are broken down by quarter on the tables page for that question. Values represent the count of total clients who selected each response category, therefore total responses may be greater than the total number of clients who responded. Beginning in 2026, service centers are required to report the number of clients who "opted-out" of reporting their 303 data to OPS. This data point is present on all tables and visuals, where applicable, as "Opted out of data reporting". Completeness of 303 data varies depending on whether service centers report their data as required by statute and OPS administrative rules and will vary from quarter to quarter.



Oregon Psilocybin Services Data Dashboard Client Demographic Page

Page Navigation

- Overview
- Methods and Limitations
- All Time Totals: Page 1
- All Time Totals: Page 2
- All Time Totals: Racial...
- Racial Identity Tables - 1
- Racial Identity Tables - 2
- Primary Racial Identity...
- Primary Racial Identity...
- All Time Totals: Language
- Spoken and Written...
- All Time Totals: Disability...
- Difficulty Hearing, Seeing,...
- Difficulty Concentrating,...
- Difficulty Communicating,...
- All Time Totals: Sexual...
- Sexual Orientation Tables**
- All Time Totals: Gender an...
- Gender Identity Tables
- All Time Totals: Age and...
- Age and Income Tables
- All Time Totals: County of...
- County of Residence Tables
- All Time Totals: Reasons
- Reasons for Psilocybin...
- NEW - Veteran Status...
- Dashboard Navigation

Sexual Orientation Tables

From January 1, 2026 to March 31, 2026, 139 clients have opted out of having their responses to the 303 Client Data Form shared with OPS.

Table 1. What is your sexual orientation? *Select all that apply.*

Same gender loving	Lesbian	Gay	Bisexual	Pansexual	Straight or heterosexual	Asexual spectrum	Queer
14	22	28	38	29	529 *		32

Questioning/Exploring	Other (not listed)	Don't know	Don't know what this question is asking	Don't want to answer	Opted out of data reporting^
16	*	*	*	51	139



Year

- 2025
- 2026

Quarter

- Qtr 1
- Qtr 2
- Qtr 3
- Qtr 4

Note. *Value not shown to protect confidentiality. ^Added in 2026. Please see the OHA Equity and Inclusion Division [Glossary of Key Terms](#), for all SOGI terms. Values represent the count of total clients who selected each response category for that quarter, therefore total responses may be greater than the total number of clients who responded. Beginning in 2026, service centers are required to report the number of clients who "opted-out" of reporting their 303 data to OPS. This data point is present on all tables and visuals, where applicable, as "Opted out of data reporting". Completeness of 303 data varies depending on whether service centers report their data as required by statute and OPS administrative rules and will vary from quarter to quarter.



Oregon Psilocybin Services Data Dashboard Client Demographic Page

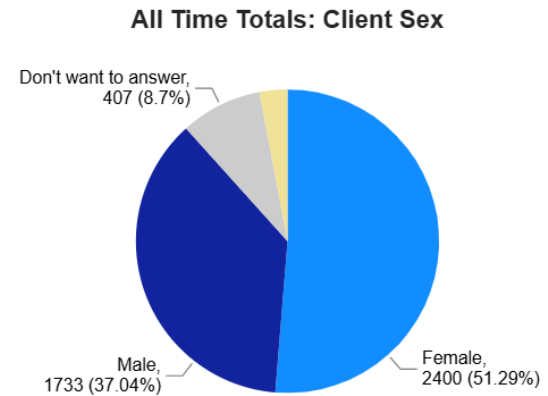
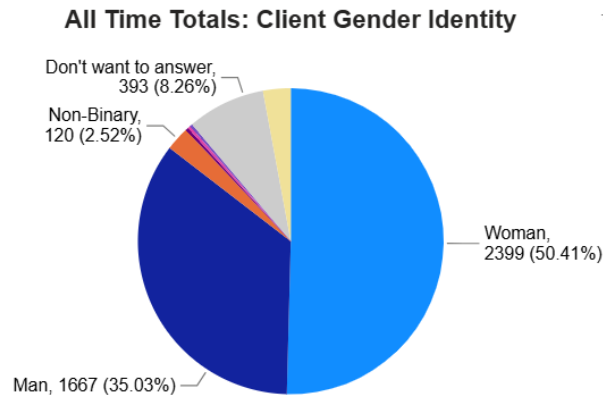
Version 2.6

Page Navigation

- Overview
- Methods and Limitations
- All Time Totals: Page 1
- All Time Totals: Page 2
- All Time Totals: Racial...
- Racial Identity Tables - 1
- Racial Identity Tables - 2
- Primary Racial Identity...
- Primary Racial Identity...
- All Time Totals: Language
- Spoken and Written...
- All Time Totals: Disability...
- Difficulty Hearing, Seeing,...
- Difficulty Concentrating,...
- Difficulty Communicating,...
- All Time Totals: Sexual...
- Sexual Orientation Tables
- All Time Totals: Gender a...**
- Gender Identity Tables
- All Time Totals: Age and...
- Age and Income Tables
- All Time Totals: County of...
- County of Residence Tables
- All Time Totals: Reasons
- Reasons for Psilocybin...
- NEW - Veteran Status...
- Dashboard Navigation

Client All Time Totals: Gender Identity and Sex January 1, 2025 to March 31, 2026

From January 1, 2026 to March 31, 2026, 139 clients have opted out of having their responses to the 303 Client Data Form shared with OPS.



All Time Totals: Gender Identity Responses

2399 Woman	1667 Man	120 Non-Binary	14 Genderqueer
14 Genderfluid	13 Questioning/Expl...	393 Don't want to an...	139 Opted out of data re...

All Time Totals: Sex Responses

2400 Female	1733 Male	407 Don't want to answer
139 Opted out of data repor...		

Note. ^Added in 2026. Response options which were not reported to protect confidentiality for all available quarters are not presented on this page. All possible response options for each question are broken down by quarter on the tables page for that question. Values represent the count of total clients who selected each response category, therefore total responses may be greater than the total number of clients who responded. Beginning in 2026, service centers are required to report the number of clients who "opted-out" of reporting their 303 data to OPS. This data point is present on all tables and visuals, where applicable, as "Opted out of data reporting". Completeness of 303 data varies depending on whether service centers report their data as required by statute and OPS administrative rules and will vary from quarter to quarter.



Oregon Psilocybin Services Data Dashboard Client Demographic Page

Gender Identity Tables



Page Navigation

- Overview
- Methods and Limitations
- All Time Totals: Page 1
- All Time Totals: Page 2
- All Time Totals: Racial...
- Racial Identity Tables - 1
- Racial Identity Tables - 2
- Primary Racial Identity...
- Primary Racial Identity...
- All Time Totals: Language
- Spoken and Written...
- All Time Totals: Disability...
- Difficulty Hearing, Seeing,...
- Difficulty Concentrating,...
- Difficulty Communicating,...
- All Time Totals: Sexual...
- Sexual Orientation Tables
- All Time Totals: Gender an...
- Gender Identity Tables**
- All Time Totals: Age and...
- Age and Income Tables
- All Time Totals: County of...
- County of Residence Tables
- All Time Totals: Reasons
- Reasons for Psilocybin...
- NEW - Veteran Status...
- Dashboard Navigation

From January 1, 2026 to March 31, 2026, 139 clients have opted out of having their responses to the 303 Client Data Form shared with OPS.

Table 1. What is your gender? *Select all that apply.*

Woman	Man	Non-Binary	Agender/No Gender	Bigender	Demiboy	Demigirl	Genderfluid	Genderqueer
398	285	16 *	*	*	*	*	*	*
Questioning/Exploring	Not listed	Gender specific to ethnicity	Don't know	Don't know what this question is asking	Don't want to answer	Opted out of data reporting^		
*	*	*	*	*	21	139		

Table 2. Are you transgender? *Select one.*

Yes	No	Questioning/Exploring	Don't know	Don't know what this question is asking	Don't want to answer	Opted out of data reporting^
32	565	*	*	*	16	139

Table 3. What is your sex? *Select one.*

Female	Male	Intersex	Not listed	Don't know	Don't know what this question is asking	Don't want to answer	Opted out of data reporting^
394	292	*	*	*	*	23	139

Note. ^Added in 2026. Please see the OHA Equity and Inclusion Division [Glossary of Key Terms](#), for all SOGI terms. Values represent the count of total clients who selected each response category for that quarter, therefore total responses may be greater than the total number of clients who responded. *Value not shown to protect confidentiality. Beginning in 2026, service centers are required to report the number of clients who "opted-out" of reporting their 303 data to OPS. This data point is present on all tables and visuals, where applicable, as "Opted out of data reporting". Completeness of 303 data varies depending on whether service centers report their data as required by statute and OPS administrative rules and will vary from quarter to quarter.

Year

2025

2026

Quarter

Qtr 1

Qtr 2

Qtr 3

Qtr 4



Oregon Psilocybin Services Data Dashboard Client Demographic Page

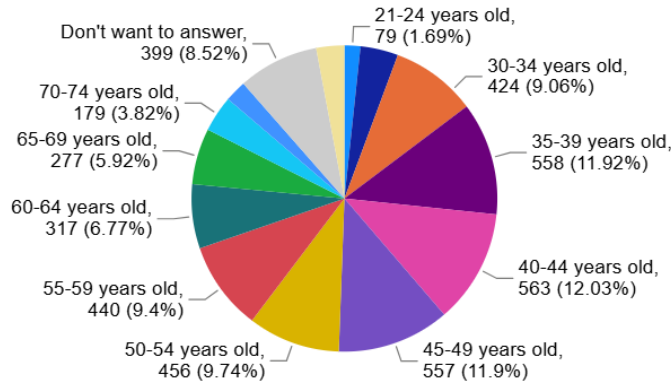
Client All Time Totals: Age and Income, January 1, 2025 to March 31, 2026

From January 1, 2026 to March 31, 2026, 139 clients have opted out of having their responses to the 303 Client Data Form shared with OPS.

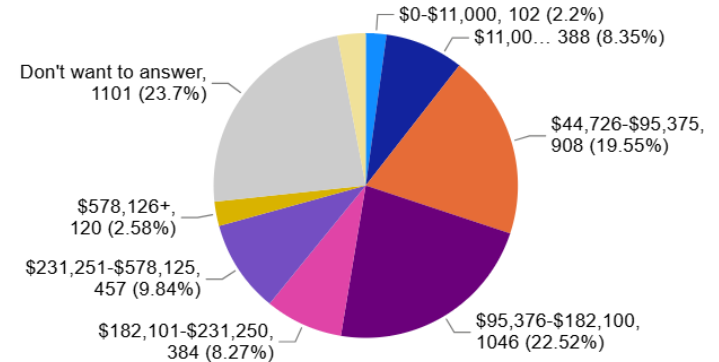
Page Navigation

- Overview
- Methods and Limitations
- All Time Totals: Page 1
- All Time Totals: Page 2
- All Time Totals: Racial...
- Racial Identity Tables - 1
- Racial Identity Tables - 2
- Primary Racial Identity...
- Primary Racial Identity...
- All Time Totals: Language
- Spoken and Written...
- All Time Totals: Disability...
- Difficulty Hearing, Seeing,...
- Difficulty Concentrating,...
- Difficulty Communicating,...
- All Time Totals: Sexual...
- Sexual Orientation Tables
- All Time Totals: Gender an...
- Gender Identity Tables
- All Time Totals: Age and...
- Age and Income Tables
- All Time Totals: County of...
- County of Residence Tables
- All Time Totals: Reasons
- Reasons for Psilocybin...
- NEW - Veteran Status...
- Dashboard Navigation

All Time Totals: Client Age



All Time Totals: Client Income



All Time Totals: Age Responses

79	187	424	558
21-24 years old	25-29 years old	30-34 years old	35-39 years old
563	557	456	440
40-44 years old	45-49 years old	50-54 years old	55-59 years old
317	277	179	106
60-64 years old	65-69 years old	70-74 years old	75-79 years old

All Time Totals: Income Responses

102	388	908	1046
\$0-\$11,000	\$11,001-\$44,725	\$44,726-\$95,375	\$95,376-\$182,100
384	457	120	1101
\$182,101-\$231,250	\$231,251-\$578,125	\$578,126+	Don't want to answer
139	Opted out of data r...		

Note. ^Added in 2026. Response options which were not reported to protect confidentiality for all available quarters are not presented on this page. All possible response options for each question are broken down by quarter on the tables page for that question. Beginning in 2026, service centers are required to report the number of clients who "opted-out" of reporting their 303 data to OPS. This data point is present on all tables and visuals, where applicable, as "Opted out of data reporting". Completeness of 303 data varies depending on whether service centers report their data as required by statute and OPS administrative rules and will vary from quarter to quarter.



Oregon Psilocybin Services Data Dashboard Client Demographic Page

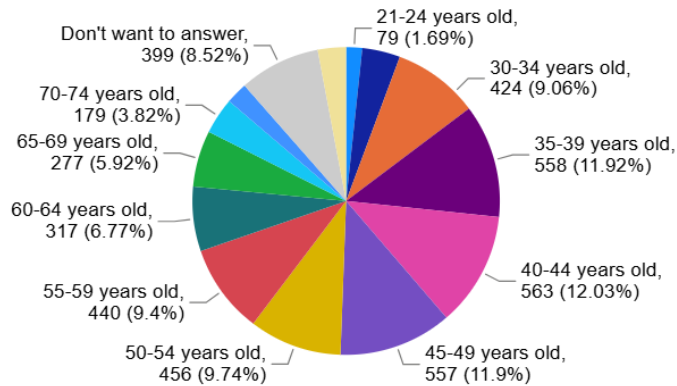
Client All Time Totals: Age and Income, January 1, 2025 to March 31, 2026

From January 1, 2026 to March 31, 2026, 139 clients have opted out of having their responses to the 303 Client Data Form shared with OPS.

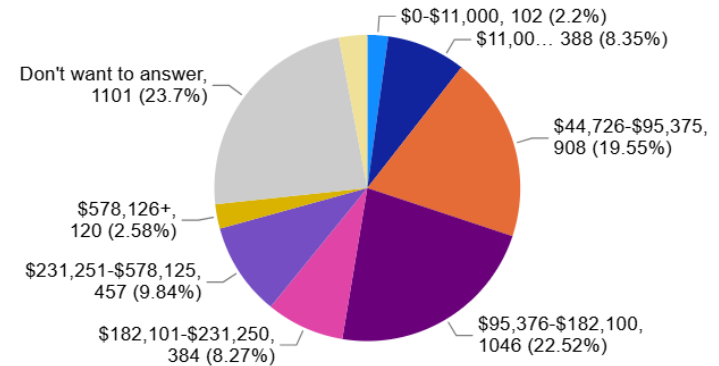
Page Navigation

- Overview
- Methods and Limitations
- All Time Totals: Page 1
- All Time Totals: Page 2
- All Time Totals: Racial...
- Racial Identity Tables - 1
- Racial Identity Tables - 2
- Primary Racial Identity...
- Primary Racial Identity...
- All Time Totals: Language
- Spoken and Written...
- All Time Totals: Disability...
- Difficulty Hearing, Seeing,...
- Difficulty Concentrating,...
- Difficulty Communicating,...
- All Time Totals: Sexual...
- Sexual Orientation Tables
- All Time Totals: Gender an...
- Gender Identity Tables
- All Time Totals: Age and...**
- Age and Income Tables
- All Time Totals: County of...
- County of Residence Tables
- All Time Totals: Reasons
- Reasons for Psilocybin...
- NEW - Veteran Status...
- Dashboard Navigation

All Time Totals: Client Age



All Time Totals: Client Income



All Time Totals: Age Responses

563	557	456	440
40-44 years old	45-49 years old	50-54 years old	55-59 years old
317	277	179	106
60-64 years old	65-69 years old	70-74 years old	75-79 years old
399	139		
Don't want to an...	Opted out of data re...		

All Time Totals: Income Responses

102	388	908	1046
\$0-\$11,000	\$11,001-\$44,725	\$44,726-\$95,375	\$95,376-\$182,100
384	457	120	1101
\$182,101-\$231,...	\$231,251-\$578,...	\$578,126+	Don't want to answer
139			
Opted out of data r...			

Note. ^Added in 2026. Response options which were not reported to protect confidentiality for all available quarters are not presented on this page. All possible response options for each question are broken down by quarter on the tables page for that question. Beginning in 2026, service centers are required to report the number of clients who "opted-out" of reporting their 303 data to OPS. This data point is present on all tables and visuals, where applicable, as "Opted out of data reporting". Completeness of 303 data varies depending on whether service centers report their data as required by statute and OPS administrative rules and will vary from quarter to quarter.



Oregon Psilocybin Services Data Dashboard Client Demographic Page

Age and Income Tables



Page Navigation

- Overview
- Methods and Limitations
- All Time Totals: Page 1
- All Time Totals: Page 2
- All Time Totals: Racial...
- Racial Identity Tables - 1
- Racial Identity Tables - 2
- Primary Racial Identity...
- Primary Racial Identity...
- All Time Totals: Language
- Spoken and Written...
- All Time Totals: Disability...
- Difficulty Hearing, Seeing,...
- Difficulty Concentrating,...
- Difficulty Communicating,...
- All Time Totals: Sexual...
- Sexual Orientation Tables
- All Time Totals: Gender an...
- Gender Identity Tables
- All Time Totals: Age and...
- Age and Income Tables**
- All Time Totals: County of...
- County of Residence Tables
- All Time Totals: Reasons
- Reasons for Psilocybin...
- NEW - Veteran Status...
- Dashboard Navigation

From January 1, 2026 to March 31, 2026, 139 clients have opted out of having their responses to the 303 Client Data Form shared with OPS.

Table 1. Client Age

21-24 years old	25-29 years old	30-34 years old	35-39 years old	40-44 years old	45-49 years old	50-54 years old	55-59 years old
*	32	40	97	88	95	78	72
60-64 years old	65-69 years old	70-74 years old	75-79 years old	80-84 years old	85+ years old	Don't want to answer	Opted out of data reporting [^]
64	64	33	21	*	*	20	139

Table 2. Client Household Income

\$0-\$11,000	\$11,001-\$44,725	\$44,726-\$95,375	\$95,376-\$182,100	\$182,101-\$231,250
15	51	159	182	62
\$231,251-\$578,125	\$578,126+	Don't want to answer	Opted out of data reporting [^]	
86	25	141	139	

Note. *Value not shown to protect confidentiality. [^]Added in 2026. Beginning in 2026, service centers are required to report the number of clients who "opted-out" of reporting their 303 data to OPS. This data point is present on all tables and visuals, where applicable, as "Opted out of data reporting". Completeness of 303 data varies depending on whether service centers report their data as required by statute and OPS administrative rules and will vary from quarter to quarter.

Year

- 2025
- 2026

Quarter

- Qtr 1
- Qtr 2
- Qtr 3
- Qtr 4



Oregon Psilocybin Services Data Dashboard Client Demographic Page

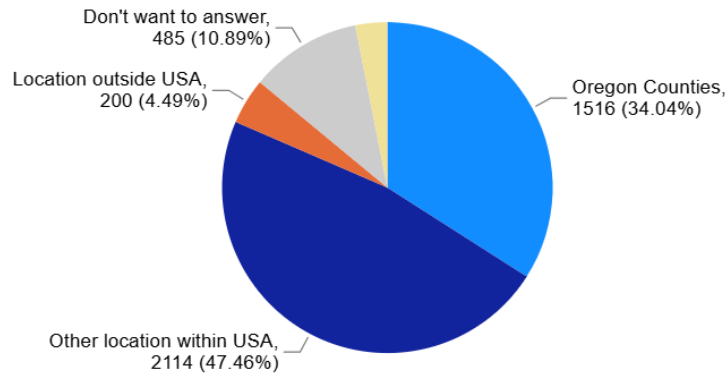
Page Navigation

- Overview
- Methods and Limitations
- All Time Totals: Page 1
- All Time Totals: Page 2
- All Time Totals: Racial...
- Racial Identity Tables - 1
- Racial Identity Tables - 2
- Primary Racial Identity...
- Primary Racial Identity...
- All Time Totals: Language
- Spoken and Written...
- All Time Totals: Disability...
- Difficulty Hearing, Seeing,...
- Difficulty Concentrating,...
- Difficulty Communicating,...
- All Time Totals: Sexual...
- Sexual Orientation Tables
- All Time Totals: Gender an...
- Gender Identity Tables
- All Time Totals: Age and...
- Age and Income Tables
- All Time Totals: County of...
- County of Residence Tables
- All Time Totals: Reasons
- Reasons for Psilocybin...
- NEW - Veteran Status...
- Dashboard Navigation

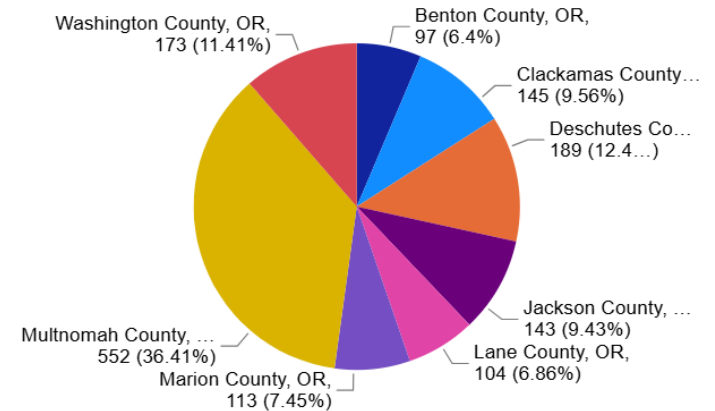
Client All Time Totals: County of Residence, January 1, 2025 to March 31, 2026

From January 1, 2026 to March 31, 2026, 139 clients have opted out of having their responses to the 303 Client Data Form shared with OPS.

All Time Totals: Client State of Residency



All Time Totals: County of Residence of In-State Clients



All Time Totals: State of Residency Responses

1516	2114	200	485
Oregon Counties	Other within USA	Outside USA	Don't want to answer
139	Opted out of data re...		

All Time Totals: County of Residence Responses

97	145	189	143
Benton	Clackamas	Deschutes	Jackson
104	113	552	173
Lane	Marion	Multnomah	Washington

Note. ^Added in 2026. Response options which were not reported to protect confidentiality for all available quarters are not presented on this page. All possible response options for each question are broken down by quarter on the tables page for that question. Beginning in 2026, service centers are required to report the number of clients who "opted-out" of reporting their 303 data to OPS. This data point is present on all tables and visuals, where applicable, as "Opted out of data reporting". Completeness of 303 data varies depending on whether service centers report their data as required by statute and OPS administrative rules and will vary from quarter to quarter.



Oregon Psilocybin Services Data Dashboard Client Demographic Page

County of Residence Tables

From January 1, 2026 to March 31, 2026, 139 clients have opted out of having their responses to the 303 Client Data Form shared with OPS.

Table 1. Client County of Residence

Baker	Benton	Clackamas	Clatsop	Columbia	Coos	Crook	Curry	Deschutes	Douglas	Gilliam
*	*	34 *	*	*	*	*	*	33 *	*	*
Grant	Harney	Hood River	Jackson	Jefferson	Josephine	Klamath	Lake	Lane	Lincoln	Linn
*	*	*	19	*	*	*	*	13 *	*	*
Malheur	Marion	Morrow	Multnomah	Polk	Sherman	Tillamook	Umatilla	Union	Wallowa	Wasco
*		14 *	126 *	*	*	*	*	*	*	*
Washington	Wheeler	Yamhill	Other location within USA	Location outside USA	Don't want to answer	Opted out of data reporting^				
	39 *	*	361	17	39	139				

278

Sum of Clients from Oregon Counties

Note. *Value not shown to protect confidentiality. ^Added in 2026. Beginning in 2026, service centers are required to report the number of clients who "opted-out" of reporting their 303 data to OPS. This data point is present on all tables and visuals, where applicable, as "Opted out of data reporting". Completeness of 303 data varies depending on whether service centers report their data as required by statute and OPS administrative rules and will vary from quarter to quarter.

- Page Navigation**
- Overview
 - Methods and Limitations
 - All Time Totals: Page 1
 - All Time Totals: Page 2
 - All Time Totals: Racial...
 - Racial Identity Tables - 1
 - Racial Identity Tables - 2
 - Primary Racial Identity...
 - Primary Racial Identity...
 - All Time Totals: Language Spoken and Written...
 - All Time Totals: Disability...
 - Difficulty Hearing, Seeing,...
 - Difficulty Concentrating,...
 - Difficulty Communicating,...
 - All Time Totals: Sexual...
 - Sexual Orientation Tables
 - All Time Totals: Gender an...
 - Gender Identity Tables
 - All Time Totals: Age and...
 - Age and Income Tables
 - All Time Totals: County of...
 - County of Residence Tables**
 - All Time Totals: Reasons
 - Reasons for Psilocybin...
 - NEW - Veteran Status...
 - Dashboard Navigation

- Year**
- 2025
 - 2026
- Quarter**
- Qtr 1
 - Qtr 2
 - Qtr 3
 - Qtr 4



Oregon Psilocybin Services Data Dashboard Client Demographic Page

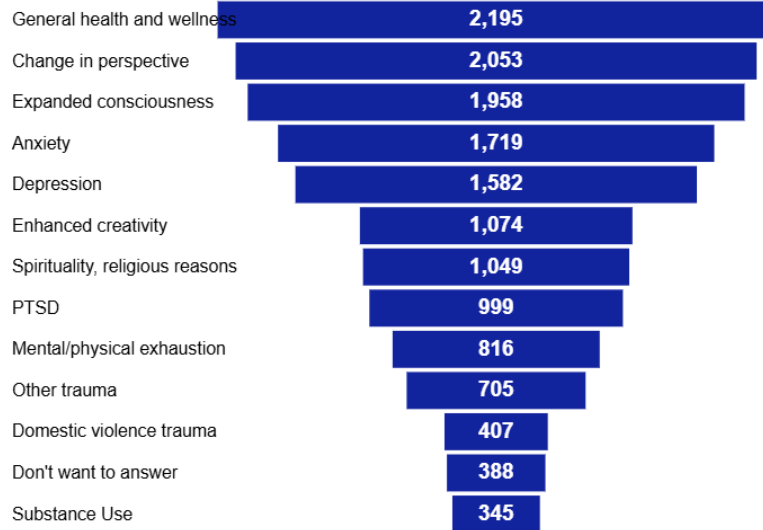
Client All Time Totals: Reasons for Psilocybin Service Use, January 1, 2025 to March 31, 2026

From January 1, 2026 to March 31, 2026, 139 clients have opted out of having their responses to the 303 Client Data Form shared with OPS.

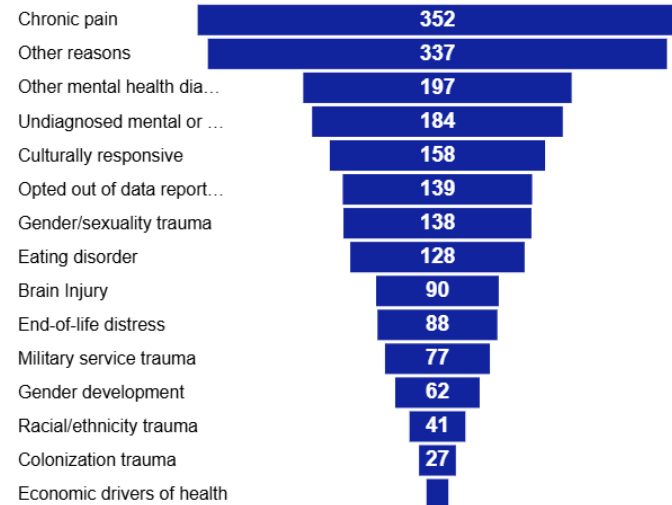
Page Navigation

- Overview
- Methods and Limitations
- All Time Totals: Page 1
- All Time Totals: Page 2
- All Time Totals: Racial...
- Racial Identity Tables - 1
- Racial Identity Tables - 2
- Primary Racial Identity...
- Primary Racial Identity...
- All Time Totals: Language
- Spoken and Written...
- All Time Totals: Disability...
- Difficulty Hearing, Seeing,...
- Difficulty Concentrating,...
- Difficulty Communicating,...
- All Time Totals: Sexual...
- Sexual Orientation Tables
- All Time Totals: Gender an...
- Gender Identity Tables
- All Time Totals: Age and...
- Age and Income Tables
- All Time Totals: County of...
- County of Residence Tables
- All Time Totals: Reasons**
- Reasons for Psilocybin...
- NEW - Veteran Status...
- Dashboard Navigation

All Time Totals: Client Reasons for Seeking Psilocybin Services



All Time Totals: Client Reasons for Seeking Psilocybin Services



Note. ^Added in 2026. Response options which were not reported to protect confidentiality for all available quarters are not presented on this page. All possible response options for each question are broken down by quarter on the tables page for that question. Values represent the count of total clients who selected each response category, therefore total responses may be greater than the total number of clients who responded. Beginning in 2026, service centers are required to report the number of clients who "opted-out" of reporting their 303 data to OPS. This data point is present on all tables and visuals, where applicable, as "Opted out of data reporting". Completeness of 303 data varies depending on whether service centers report their data as required by statute and OPS administrative rules and will vary from quarter to quarter.



Oregon Psilocybin Services Data Dashboard Client Demographic Page

Client Reasons for Seeking Psilocybin Services

From January 1, 2026 to March 31, 2026, 139 clients have opted out of having their responses to the 303 Client Data Form shared with OPS.



- Year**
- 2025
 - 2026
- Quarter**
- Qtr 1
 - Qtr 2
 - Qtr 3
 - Qtr 4

Table 1. Client Reasons for Psilocybin Service Use. *Select all that apply.*

General health and wellness		Culturally or linguistically responsive options		Enhanced creativity		Change in perspective, motivation	
379		33		186		411	
Expanded consciousness		Spirituality, religious reasons		Gender identity development		Mental or physical exhaustion	
356		191 *				157	
Chronic pain	Brain injury	End-of-life psychological distress		Tobacco, alcohol or substance use		Anxiety	Depression
76	14	*				54	306
Eating Disorder		PTSD	Other mental health diagnosis		Undiagnosed mental or emotional issues		Economic drivers of health
21		224	30				33 *
Racial or ethnicity-based trauma		Gender or sexuality-based trauma		Domestic violence related trauma		Combat or military service trauma	
12		20		78		13	
Colonization, relocation, displacement trauma		Other trauma	Other reasons not listed	Don't know	Don't want to answer	Opted out of data reporting[^]	
*		121	41 *		26	139	

Note. [^]Added in 2026. Values represent the count of total clients who selected each response category for that quarter, therefore total responses may be greater than the total number of clients who responded. *Value not shown to protect confidentiality. Beginning in 2026, service centers are required to report the number of clients who "opted-out" of reporting their 303 data to OPS. This data point is present on all tables and visuals, where applicable, as "Opted out of data reporting". Completeness of 303 data varies depending on whether service centers report their data as required by statute and OPS administrative rules and will vary from quarter to quarter.

Page Navigation

- Overview
- Methods and Limitations
- All Time Totals: Page 1
- All Time Totals: Page 2
- All Time Totals: Racial...
- Racial Identity Tables - 1
- Racial Identity Tables - 2
- Primary Racial Identity...
- Primary Racial Identity...
- All Time Totals: Language Spoken and Written...
- All Time Totals: Disability...
- Difficulty Hearing, Seeing,...
- Difficulty Concentrating,...
- Difficulty Communicating,...
- All Time Totals: Sexual...
- Sexual Orientation Tables
- All Time Totals: Gender an...
- Gender Identity Tables
- All Time Totals: Age and...
- Age and Income Tables
- All Time Totals: County of...
- County of Residence Tables
- All Time Totals: Reasons
- Reasons for Psilocybin...**
- NEW - Veteran Status...
- Dashboard Navigation



Oregon Psilocybin Services Data Dashboard Client Demographic Page

Client Veteran Status Tables

Page Navigation

- Overview
- Methods and Limitations
- All Time Totals: Page 1
- All Time Totals: Page 2
- All Time Totals: Racial...
- Racial Identity Tables - 1
- Racial Identity Tables - 2
- Primary Racial Identity...
- Primary Racial Identity...
- All Time Totals: Language
- Spoken and Written...
- All Time Totals: Disability...
- Difficulty Hearing, Seeing,...
- Difficulty Concentrating,...
- Difficulty Communicating,...
- All Time Totals: Sexual...
- Sexual Orientation Tables
- All Time Totals: Gender an...
- Gender Identity Tables
- All Time Totals: Age and...
- Age and Income Tables
- All Time Totals: County of...
- County of Residence Tables
- All Time Totals: Reasons
- Reasons for Psilocybin...
- NEW - Veteran Status...**
- Dashboard Navigation

From January 1, 2026 to March 31, 2026, 139 clients have opted out of having their responses to the 303 Client Data Form shared with OPS.

Table 1. Are you an individual who a) served in the United States Army, Navy, Marine Corps, Air Force, or Coast Guard or a reserve component thereof, b) who served on active duty and c) was discharged under conditions, which were other than dishonorable (38 U.S.C. § 101(2))?
(January 1, 2026 to March 31, 2026)

Yes [^]	No [^]	Don't want to answer [^]	Opted out of data reporting [^]
30	382 *		139

Year

2026

Quarter

Qtr 1

Qtr 2

Qtr 3

Qtr 4

Note. [^]Added in 2026. Client veteran status has been collected starting January 1, 2026. Beginning in 2026, service centers are required to report the number of clients who "opted-out" of reporting their 303 data to OPS. This data point is present on all tables and visuals, where applicable, as "Opted out of data reporting". Completeness of 303 data varies depending on whether service centers report their data as required by statute and OPS administrative rules and will vary from quarter to quarter.



Oregon Psilocybin Services Data Dashboard Client Demographic Page

Page Navigation

- Overview
- Methods and Limitations
- All Time Totals: Page 1
- All Time Totals: Page 2
- All Time Totals: Racial...
- Racial Identity Tables - 1
- Racial Identity Tables - 2
- Primary Racial Identity...
- Primary Racial Identity...
- All Time Totals: Language
- Spoken and Written...
- All Time Totals: Disability...
- Difficulty Hearing, Seeing,...
- Difficulty Concentrating,...
- Difficulty Communicating,...
- All Time Totals: Sexual...
- Sexual Orientation Tables
- All Time Totals: Gender an...
- Gender Identity Tables
- All Time Totals: Age and...
- Age and Income Tables
- All Time Totals: County of...
- County of Residence Tables
- All Time Totals: Reasons
- Reasons for Psilocybin...
- NEW - Veteran Status...
- Dashboard Navigation**

Dashboard Navigation

Adjust Dates: The data presented on the page will adjust to the date ranges you select on the date slider. To view all time totals, be sure to check that the dates selected include the present day or “clear selection.”

Interactive Features: These pages are interactive. In addition to being able to select specific categories from menus, you can also click on a category or date on a table and the rest of the data on the page will adjust to reflect that category. If you would like to return to the original view, click outside of the tables on the page or reset page.

Limited Drilling: There will be limited ability to drill into the data on certain pages when required to protect the confidentiality of the individuals involved.

View Different Report Pages: Navigate to different report pages by clicking on the gray report page tabs at the bottom of the report.

Issues Viewing the Dashboard Page: Please allow a few moments for the dashboard pages to load. Due to system limitations, the interactive dashboard tables can only be viewed from within the United States.

[Explore Other OPS Dashboards and Data](#)



Oregon Psilocybin Services Data Applicant/Licensee Demographics Page

Overview

The Applicant/Licensee Demographic Page provides insight into different aspects of the diversity of the people who apply for or are issued Facilitator, Manufacturer, Laboratory, and Service Center licenses.

SB 303 requires the collection of Racial Identity, Ethnicity, and Language, (REAL) and Sexual Orientation, Gender Identity (SOGI) data, but not disability data for applicants and licensees.

REAL and SOGI are sets of standardized questions and data. In 2013, the Oregon legislature passed HB 2134, which requires Oregon Health Authority and Department of Human Services to adopt by rule, using advisory committee, uniform standards for collection of data on race, ethnicity, preferred languages and disability status in surveys and in all programs in which authority or department collects, records or reports such data. In early 2014, REAL standards were established after extensive public engagement with community members, a series of public hearings, and opportunities for public comment. In 2021, the Oregon legislature passed House Bill 3159, which requires coordinated care organization, health care provider or health insurer to collect from patient, client or member data on race, ethnicity, preferred spoken and written languages, disability status, sexual orientation and gender identity. For more information about these bills and data collection standards, visit the [OHA REALD & SOGI page](#).

SB 303 demographic data collection formats follow OHA REAL and SOGI standards to the extent permitted by law, which set the demographic data collection standards for OPS. All questions were a check-box format, therefore data reported below indicate the total number of individuals who “checked the box” for that question.

Updates were made to data collection in 2026 which are described in Methods and Limitations.

Page Navigation

Overview	Methods and Limitations	All Time Totals Snapshot	Racial Identity Tables - 1	Racial Identity Tables - 2	Primary Racial Identity Table...	Primary Racial Identity Table...	Language Tables	Sexual Orientation...	Gender Identity Tables	Dashboard Navigation
-----------------	-------------------------	--------------------------	----------------------------	----------------------------	----------------------------------	----------------------------------	-----------------	-----------------------	------------------------	----------------------



Oregon Psilocybin Services Data Applicant/Licensee Demographics Page

Version 2.6

Methods and Limitations

Method

While the data below represent the diversity of people currently seeking or receiving licenses from OPS, it does not reflect the systemic, legal, or operational challenges that prevent people from having the necessary capital to apply for or receive a license.

Most licensees complied and completed their REAL-SOGI data form by March 1, 2025, but there are missing responses from some licensees. Due to data privacy concerns, missing responses may limit the availability of some self-reported data.

While applicants and licensees are unable to “opt-out” of completing the 303 Applicant and Licensee REAL & SOGI Data form, every question has a response option: “don’t want to answer.” For more information about specific data reporting procedures from OPS, view the [Data Confidentiality](#) section of the [OPS Data Dashboard webpage](#).

Limitations

OPS complies with intersecting laws to meet standards for REAL and SOGI data collection, however limitations may exist related to the response options available for certain categories.

Some questions allow respondents to select only one response, so the total number of responses will not be greater than the number of respondents. Other questions allow respondents to select all responses which apply to them, which allows for the total number of responses to be greater than the number of respondents. This distinction will be noted on each table.

2026 Data Collection Updates

OPS updated the 303 Applicant and Licensee REAL & SOGI Data form to comply with intersecting Oregon laws. The 303 Applicant and Licensee Data form was updated to include new categories in the racial and ethnic identity questions to reflect the REALD and SOGI Demographic Data Collection Standards developed by the OHA Equity and Inclusion Division. Small updates were also made to preferred spoken and written language questions. These updates are noted on each page with a “^” symbol and note.

Page Navigation

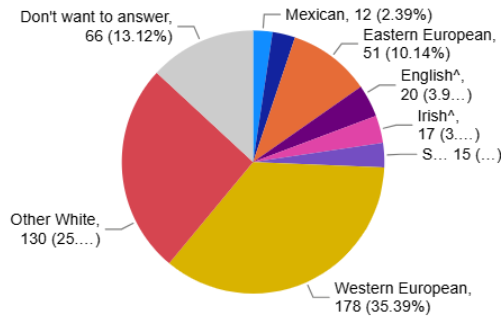
Overview	Methods and Limitations	All Time Totals Snapshot	Racial Identity Tables - 1	Racial Identity Tables - 2	Primary Racial Identity Table...	Primary Racial Identity Table...	Language Tables	Sexual Orientation...	Gender Identity Tables	Dashboard Navigation
----------	--------------------------------	--------------------------	----------------------------	----------------------------	----------------------------------	----------------------------------	-----------------	-----------------------	------------------------	----------------------



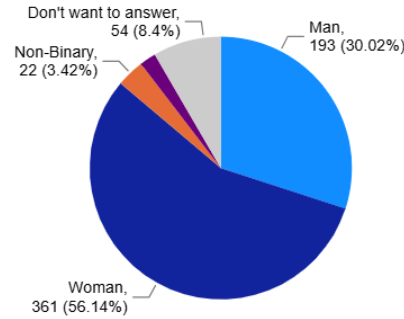
Oregon Psilocybin Services Data Applicant/Licensee Demographics Page

Applicant/Licensee All Time Totals Snapshot: January 1, 2025 to March 31, 2026

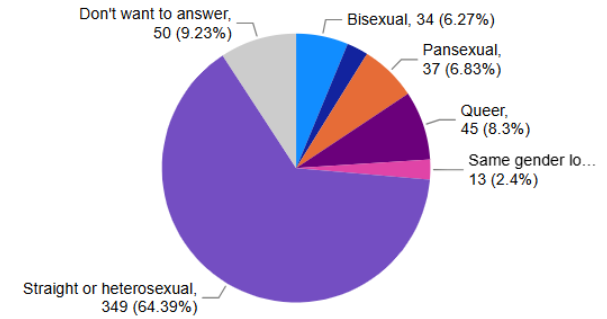
All Time Totals: Racial Identity



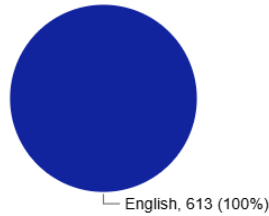
All Time Totals: Gender Identity



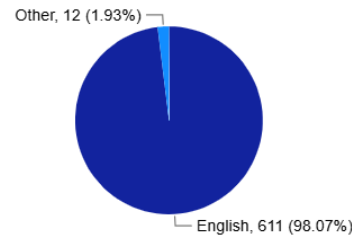
All Time Totals: Sexual Orientation



All Time Totals: Preferred Spoken Language



All Time Totals: Preferred Written Language



Note. Response options which were not reported to protect confidentiality for all available quarters are not presented on this page. All possible response options for each question are broken down by quarter on the tables page for that question. For racial identity, sexual orientation, and gender identity, values represent the count of total applicants and licensees who selected each response category for that quarter, therefore total responses may be greater than the total number of applicants and licensees who responded.

Page Navigation

- Overview
- Methods and Limitations
- All Time Totals Snapshot**
- Racial Identity Tables - 1
- Racial Identity Tables - 2
- Primary Racial Identity Table...
- Primary Racial Identity Table...
- Language Tables
- Sexual Orientation...
- Gender Identity Tables
- Dashboard Navigation



Oregon Psilocybin Services Data Applicant/Licensee Demographics Page

Version 2.6

Racial Identity Tables

☰ ☰

Table 1. Which of the following describes your racial or ethnic identity? *Please check all that apply.*

Afro-Latino/a/x/e^	Central American	Cuban^	Dominican^	Guatemalan^	Mexican	Puerto Rican^	Salvadoran^	South American	Other Hispanic or Latino/a/x/e			
*	*	*	*	*	*	*	*	*	*			
CHamoru (Chamorro)	Communities of the Micronesia Region			Fijian^	Marshallese	Native Hawaiian	Samoan	Tongan^	Other Pacific Islander			
*	*			*	*	*	*	*	*			
Eastern European**	English^	German^	Irish^	Italian^	Polish^	Romanian^	Scottish^	Russian^	Slavic	Ukrainian^	Western European**	Other White
	20 *		17 *		*	*		15 *	*	*		20
American Indian	Alaska Native	Canadian Inuit, Metis or First Nation				Indigenous Mexican, Central American or South American						
*	*	*				*						

Year

- 2025
- 2026

Quarter

- Qtr 1
- Qtr 2
- Qtr 3
- Qtr 4

Note. *Value not shown to protect confidentiality. **2025 only, ^Added in 2026. Values represent the count of total applicants and licensees who selected each response category for the quarter, therefore total responses may be greater than the total number of applicants and licensees who responded.

Page Navigation

Overview

Methods and Limitations

All Time Totals Snapshot

Racial Identity Tables - 1

Racial Identity Tables - 2

Primary Racial Identity Table...

Primary Racial Identity Table...

Language Tables

Sexual Orientation...

Gender Identity Tables

Dashboard Navigation



Oregon Psilocybin Services Data Applicant/Licensee Demographics Page

Version 2.6

Racial Identity Tables



Table 1. Which of the following describes your racial or ethnic identity? *Please check all that apply.*

African American	Afro-Caribbean	Ethiopian	Haitian [^]	Jamaican [^]	Nigerian [^]	Somali	Other African (Black)	Other Black			
*	*	*	*	*	*	*	*	*			
Egyptian [^]	Iraqi [^]	Iranian [^]	Israeli [^]	Lebanese [^]	Middle Eastern ^{**}	North African ^{**}	Palestinian [^]	Syrian [^]	Turkish [^]	Other Middle Eastern/North African/SWANA [^]	
*	*	*	*	*	*	*	*	*	*	*	
Ashkenazi [^]	Sephardi [^]	Other Jewish [^]	Afghan [^]	Asian Indian	Cambodian/Khmer	Chinese	Communities of Myanmar				
*	*	*	*	*	*	*	*				
Filipino/a	Hmong	Indonesian [^]	Japanese	Korean	Laotian	Pakistani [^]	South Asian	Taiwanese [^]	Thai [^]	Vietnamese	Other Asian
*	*	*	*	*	*	*	*	*	*	*	*
Other (not listed)	Don't know	Don't want to answer									
*	*	*									

Year

- 2025
- 2026

Quarter

- Qtr 1
- Qtr 2
- Qtr 3
- Qtr 4

Note. *Value not shown to protect confidentiality. **2025 only, [^]Added in 2026. Values represent the count of total applicants and licensees who selected each response category for the quarter, therefore total responses may be greater than the total number of applicants and licensees who responded.

Page Navigation

Overview	Methods and Limitations	All Time Totals Snapshot	Racial Identity Tables - 1	Racial Identity Tables - 2	Primary Racial Identity Table...	Primary Racial Identity Table...	Language Tables	Sexual Orientation...	Gender Identity Tables	Dashboard Navigation
----------	-------------------------	--------------------------	----------------------------	-----------------------------------	----------------------------------	----------------------------------	-----------------	-----------------------	------------------------	----------------------



Oregon Psilocybin Services Data Applicant/Licensee Demographics Page

Version 2.6

Primary Racial Identity Tables

Table 1. If you checked more than one category, is there one you think of as your primary racial or ethnic identity?

I do not have just one primary racial or ethnic identity		Biracial or Multiracial		Don't know		Don't want to answer						
*		*		*		*						
Afro-Latino/a/x/e^	Central American	Cuban^	Dominican^	Guatemalan^	Mexican	Puerto Rican^	Salvadoran^	South American	Hispanic or Latino/a/x/e			
*	*	*	*	*	*	*	*	*	*			
CHamoru (Chamorro)	Communities of the Micronesia Region		Fijian^	Marshallese	Native Hawaiian	Samoan	Tongan^	Other Pacific Islander				
*	*		*	*	*	*	*	*				
Eastern European**	English^	German^	Irish^	Italian^	Polish^	Romanian^	Russian^	Scottish^	Slavic	Ukrainian^	Western European**	Other White
	*	*	*	*	*	*	*	*	*	*	*	
American Indian	Alaska Native	Canadian Inuit, Metis or First Nation			Indigenous Mexican, Central American or South American							
*	*	*			*			*				

Year

- 2025
- 2026

Quarter

- Qtr 1
- Qtr 2
- Qtr 3
- Qtr 4

Note. *Value not shown to protect confidentiality. **2025 only, ^Added in 2026.

Page Navigation

Overview	Methods and Limitations	All Time Totals Snapshot	Racial Identity Tables - 1	Racial Identity Tables - 2	Primary Racial Identity Table...	Primary Racial Identity Table...	Language Tables	Sexual Orientation...	Gender Identity Tables	Dashboard Navigation
----------	-------------------------	--------------------------	----------------------------	----------------------------	---	----------------------------------	-----------------	-----------------------	------------------------	----------------------



Oregon Psilocybin Services Data Applicant/Licensee Demographics Page

Primary Racial Identity Tables



Table 1. If you checked more than one category, is there one you think of as your primary racial or ethnic identity?

African American	Afro-Caribbean	Ethiopian	Haitian [^]	Jamaican [^]	Nigerian [^]	Somali	Other African (Black)	Other Black			
*	*	*	*	*	*	*	*	*			
Egyptian [^]	Iraqi [^]	Iranian [^]	Israeli [^]	Lebanese [^]	Middle Eastern ^{**}	North African ^{**}	Palestinian [^]	Syrian [^]	Turkish [^]	Other Middle Eastern/North African/SWANA [^]	
*	*	*	*	*			*	*	*	*	
Ashkenazi [^]	Sephardi [^]	Other Jewish [^]	Afghan [^]	Asian Indian	Cambodian/Khmer	Chinese	Communities of Myanmar				
*	*	*	*	*	*	*	*				
Filipino/a	Hmong	Indonesian [^]	Japanese	Korean	Laotian	Pakistani [^]	South Asian	Taiwanese [^]	Thai [^]	Vietnamese	Other Asian
*	*	*	*	*	*	*	*	*	*	*	*

Year

- 2025
- 2026

Quarter

- Qtr 1
- Qtr 2
- Qtr 3
- Qtr 4

Note. *Value not shown to protect confidentiality. **2025 only, [^]Added in 2026.

Page Navigation

Overview	Methods and Limitations	All Time Totals Snapshot	Racial Identity Tables - 1	Racial Identity Tables - 2	Primary Racial Identity Table...	Primary Racial Identity Table...	Language Tables	Sexual Orientation...	Gender Identity Tables	Dashboard Navigation
----------	-------------------------	--------------------------	----------------------------	----------------------------	----------------------------------	---	-----------------	-----------------------	------------------------	----------------------



Oregon Psilocybin Services Data Applicant/Licensee Demographics Page

Primary Spoken and Written Language Tables



Table 1. Preferred Spoken Language. *Select one.*

Arabic	Bosnian	Burmese	Cambodian	Chinese, Simplified**	Chinese, Traditional**	Chinese^	Chuukese	English	Farsi	French	German	Japanese		
*	*	*	*			*	*	49	*	*	*	*		
Korean	Lao	Marshallse	Oromo (Cushite)	Pohnpeian	Romanian	Russian	Somali	Spanish	Thai	Ukrainian	Vietnamese	Other	Don't know^	Don't want to answer^
*	*	*	*	*	*	*	*	*	*	*	*	*	*	*

Year

- 2025
- 2026

Quarter

- Qtr 1
- Qtr 2
- Qtr 3
- Qtr 4

Table 2. Preferred Written Language. *Select one.*

Arabic	Bosnian	Burmese	Cambodian	Chinese, Simplified	Chinese, Traditional	Chuukese	English	Farsi	French	German	Japanese			
*	*	*	*	*	*	*	49	*	*	*	*			
Korean	Lao	Marshallse	Oromo (Cushite)	Pohnpeian	Romanian	Russian	Somali	Spanish	Thai	Ukrainian	Vietnamese	Other	Don't know^	Don't want to answer^
*	*	*	*	*	*	*	*	*	*	*	*	*	*	*

Note. *Value not shown to protect confidentiality. **2025 only, ^Added in 2026.

Page Navigation

- Overview
- Methods and Limitations
- All Time Totals Snapshot
- Racial Identity Tables - 1
- Racial Identity Tables - 2
- Primary Racial Identity Table...
- Primary Racial Identity Table...
- Language Tables**
- Sexual Orientation...
- Gender Identity Tables
- Dashboard Navigation



Oregon Psilocybin Services Data Applicant/Licensee Demographics Page

Sexual Orientation Tables



Table 1. What is your sexual orientation? *Select all that apply.*

Same gender loving	Lesbian	Gay	Bisexual	Pansexual	Straight or heterosexual	Asexual spectrum	Queer
*	*	*	*	*	29 *	*	*

SO Questioning	Other (not listed)	Don't know	Don't know what this question is asking	Don't want to answer
*	*	*	*	*

Year

- 2025
- 2026

Quarter

- Qtr 1
- Qtr 2
- Qtr 3
- Qtr 4

Note. *Value not shown to protect confidentiality. Please see the OHA Equity and Inclusion Division [Glossary of Key Terms](#), for all SOGI terms. Values represent the count of total applicants and licensees who selected each response category for the quarter, therefore total responses may be greater than the total number of applicants and licensees who responded.

Page Navigation

Overview

Methods and Limitations

All Time Totals Snapshot

Racial Identity Tables - 1

Racial Identity Tables - 2

Primary Racial Identity Table...

Primary Racial Identity Table...

Language Tables

Sexual Orientation...

Gender Identity Tables

Dashboard Navigation



Oregon Psilocybin Services Data Applicant/Licensee Demographics Page

Gender Identity Tables



Table 1. What is your gender? *Select all that apply.*

Woman	Man	Non-Binary	Agender/No Gender	Bigender	Demiboy	Demigirl	Genderfluid	Genderqueer
31	18	*	*	*	*	*	*	*
Questioning/Exploring	Not listed	Gender specific to ethnicity	Don't know	Don't know what this question is asking	Don't want to answer			
*	*	*	*	*	*	*	*	*

Year

- 2025
- 2026

Quarter

- Qtr 1
- Qtr 2
- Qtr 3
- Qtr 4

Table 2. Are you Transgender? *Select one.*

Yes	No	Questioning	Don't know	Don't know what this question is asking	Don't want to answer
*	46	*	*	*	*

Table 3. What is your sex? *Select one.*

Female	Male	Intersex	Not listed	Don't know	Don't know what this question is asking	Don't want to answer
29	20	*	*	*	*	*

Note. *Value not shown to protect confidentiality. Please see the OHA Equity and Inclusion Division [Glossary of Key Terms](#), for all SOGI terms. Values represent the count of total applicants and licensees who selected each response category for the quarter, therefore total responses may be greater than the total number of applicants and licensees who responded.

Page Navigation

- Overview
- Methods and Limitations
- All Time Totals Snapshot
- Racial Identity Tables - 1
- Racial Identity Tables - 2
- Primary Racial Identity Table...
- Primary Racial Identity Table...
- Language Tables
- Sexual Orientation...
- Gender Identity Tables
- Dashboard Navigation



Oregon Psilocybin Services Data Applicant/Licensee Demographics Page

Version 2.6

Dashboard Navigation

Adjust Dates: The data presented on the page will adjust to the date ranges you select on the date slider. To view all time totals, be sure to check that the dates selected include the present day or “clear selection.”

Interactive Features: These pages are interactive. In addition to being able to select specific categories from menus, you can also click on a category or date on a table and the rest of the data on the page will adjust to reflect that category. If you would like to return to the original view, click outside of the tables on the page or reset page.

Limited Drilling: There will be limited ability to drill into the data on certain pages when required to protect the confidentiality of the individuals involved.

View Different Report Pages: Navigate to different report pages by clicking on the gray report page tabs at the bottom of the report.

Issues Viewing the Dashboard Page: Please allow a few moments for the dashboard pages to load. Due to system limitations, the interactive dashboard tables can only be viewed from within the United States.

[Explore Other OPS Dashboards and Data](#)

Page Navigation

Overview	Methods and Limitations	All Time Totals Snapshot	Racial Identity Tables - 1	Racial Identity Tables - 2	Primary Racial Identity Table...	Primary Racial Identity Table...	Language Tables	Sexual Orientation...	Gender Identity Tables	Dashboard Navigation
----------	-------------------------	--------------------------	----------------------------	----------------------------	----------------------------------	----------------------------------	-----------------	-----------------------	------------------------	-----------------------------