

Opioid Overdose Public Health Surveillance Update Oct 31st, 2024.

Data Sources:

State Unintentional Drug Overdose Reporting System (SUDORS) is a state-based surveillance system that collects all unintentional and undetermined drug overdose deaths.

The Electronic Surveillance System for the Early Notification of Community-Based Epidemics (ESSENCE) is a state-based surveillance system that collects visits from all non-federal Oregon emergency departments (ED) and the urgent care centers (UCC) currently sharing their data with the Oregon Health Authority (OHA).

Summary of Findings:

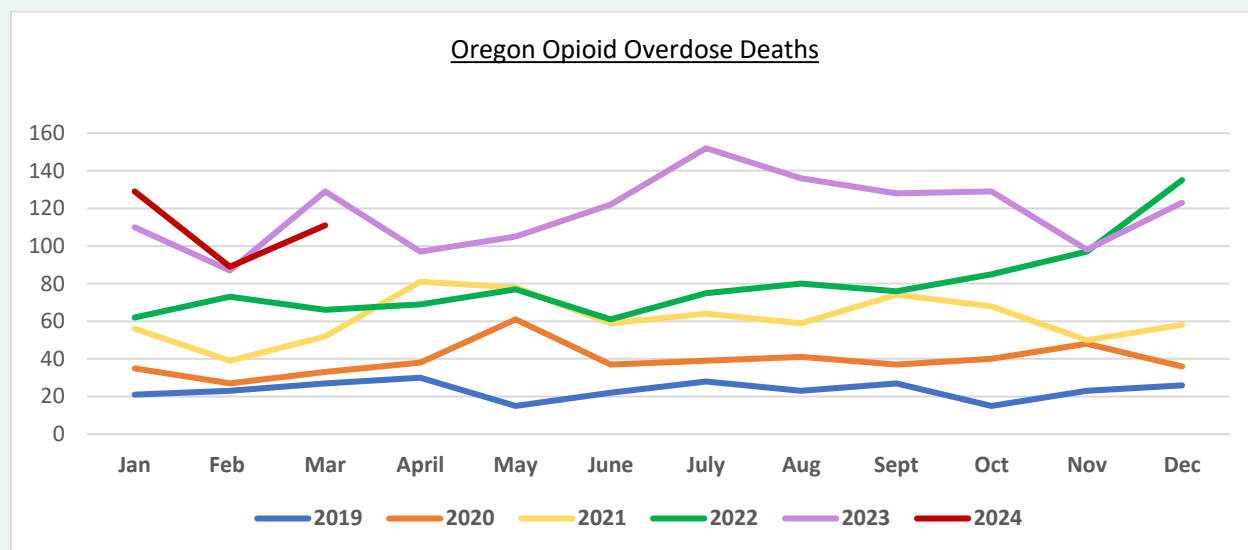
- Mortality data for 2024 are in process, as a result numbers for recent months may change. Totals by year are as follows:
 - 2019 unintentional opioid overdose deaths total 280.
 - 2020 unintentional opioid overdose deaths total 472.
 - 2021 unintentional opioid overdose deaths total 738.
 - 2022 unintentional opioid overdose deaths total 956.
 - 2023 unintentional opioid overdose deaths total 1416.
 - 2024 unintentional opioid overdose deaths currently total 392.
- The number of opioid overdose visits to EDs and UCCs in the 2nd and 3rd quarters of 2024 are fewer than 2023.

[Click to subscribe to the Monthly Opioid Overdose Data Report](#)

Details of Findings: SUDORS Opioid Overdose Deaths

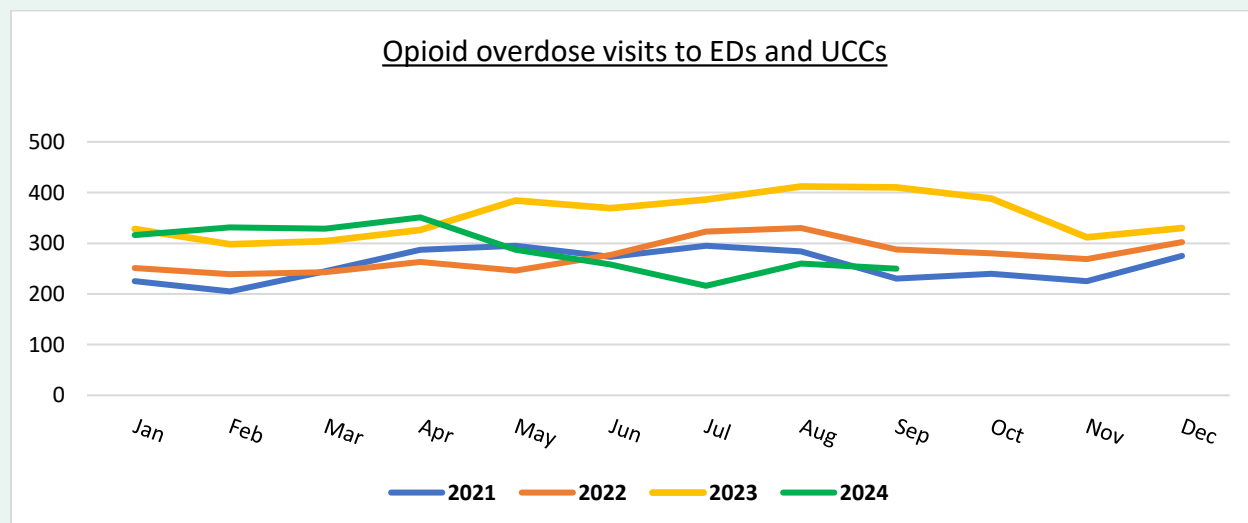
Mortality data for 2024 are in process, as a result numbers may change.

- 2019 unintentional opioid overdose deaths total 280.
- 2020 unintentional opioid overdose deaths total 472.
- 2021 unintentional opioid overdose deaths total 738.
- 2022 unintentional opioid overdose deaths total 956.
- 2023 unintentional opioid overdose deaths total 1416.
- 2024 unintentional opioid overdose deaths currently total 392.

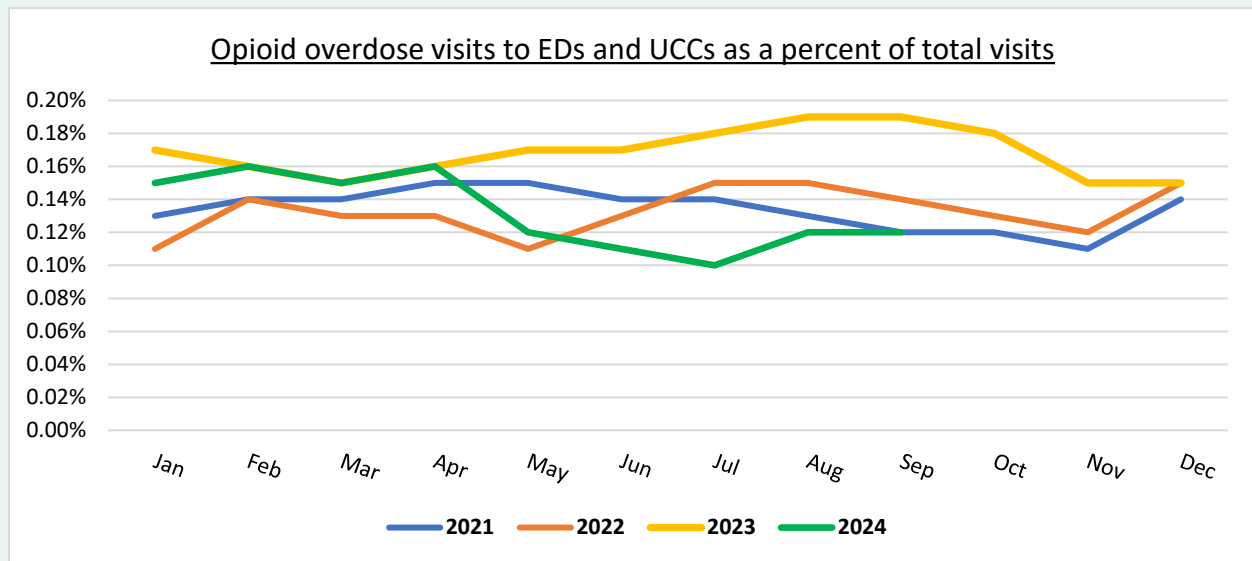


Details of Findings: EDs and UCCs

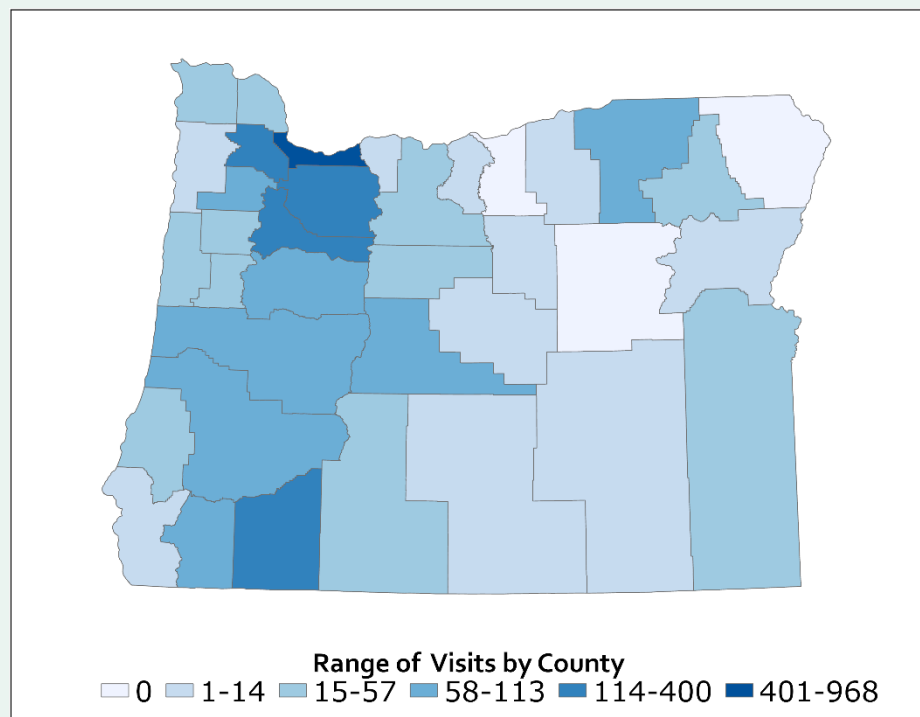
Opioid overdose visits to EDs and UCCs in the 2nd and 3rd Quarters of 2024 are fewer than 2023.



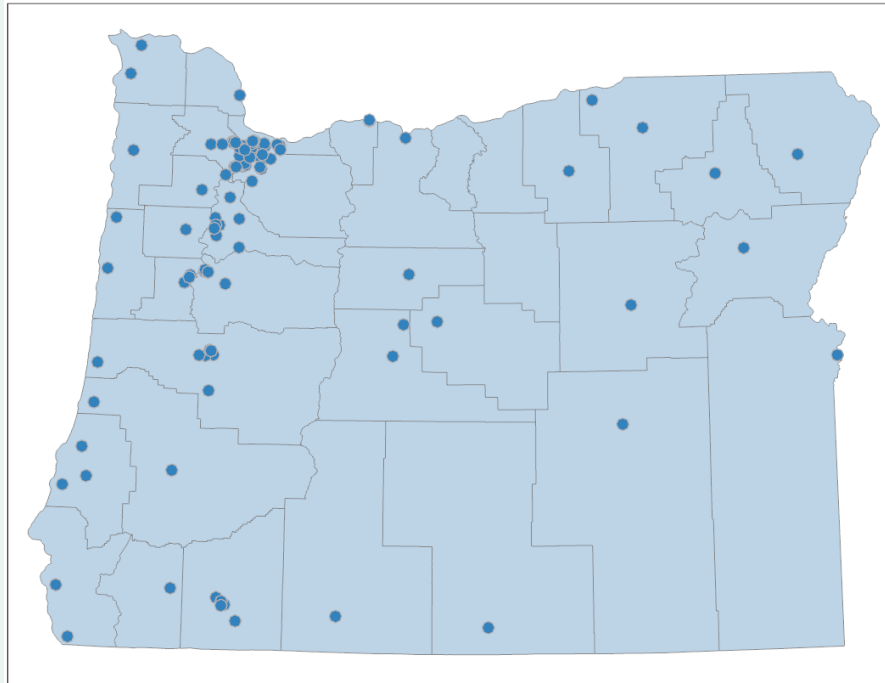
When measured as a percent of total visits for all health concerns, opioid overdose visits to EDs and UCCs have historically hovered around 0.14%.



The following map displays the range of opioid overdose visits to EDs and UCCs by patient's county of residence from October 2023 to September 2024.



The following map displays the locations of EDs and UCCs who share their data with OHA via ESSENCE.



Methods/ Data Sources

The Oregon Health Authority (OHA) queried Oregon Electronic Surveillance System for the Early Notification of Community-Based Epidemics (ESSENCE) for opioid overdose visits to Emergency Departments (EDs) and Urgent Care Centers (UCCs) using an advanced query developed to search multiple fields.

Considerations

SUDORS: Deaths included in this report may involve opioids in combination with other substances and may include out of state residents whose death occurred in Oregon.

ESSENCE: Opioid overdose visits to EDs and UCCs range in severity, may result from symptoms that are not life threatening, and may involve opioids in combination with other substances. Visits classified as intentional overdoses are included in this report.

Not all people in Oregon have access to an ED or UCC. People who are assisted by emergency medical services (EMS, EMT and ambulances) may refuse transport to an ED or UCC.

Limitations

SUDORS: Intentional drug overdose deaths are excluded from SUDORS. Data for 2020 are not yet complete, as a result numbers for recent months may change.

ESSENCE: ED and UCC data are still being received/updated and minor fluctuation is anticipated.

Data from Emergency departments and Urgent Care Centers is not uniform, opioid overdose visits are recorded with different language and codes. The OHA strives to capture these visits accurately and completely, but some visits may be missed.

Oregon ESSENCE

OREGON HEALTH AUTHORITY

Public Health Division

Oregon.ESSENCE@dhsosha.state.or.us

healthoregon.org/essence

Injury and Violence Prevention

OREGON HEALTH AUTHORITY

Public Health Division

IVPP.General@dhsosha.state.or.us