

Quarterly DATA SNAPSHOT

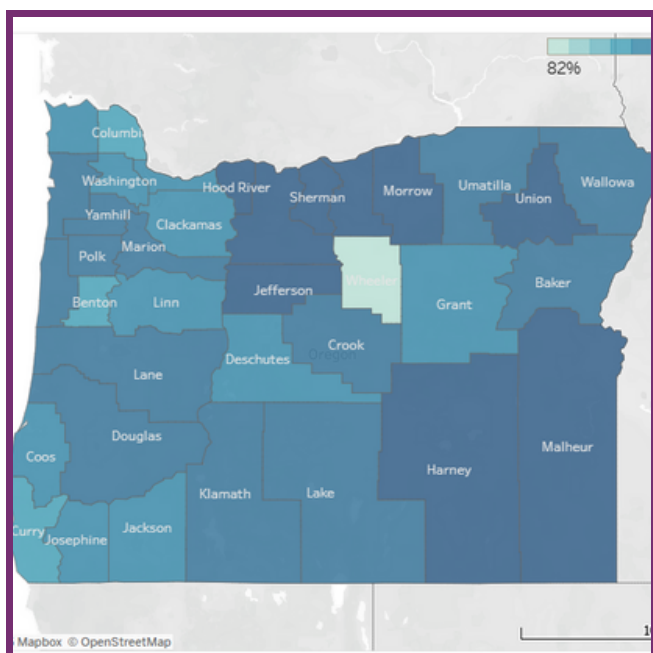
OREGON IMMUNIZATION PROGRAM

Q2, 2025

QUARTER 2 UPDATES

Many changes are in store for the second quarter of 2025. While the flu dashboard closed out for the season (updates will resume in October), new cohort data was added to the child, adolescent and school immunization dashboards. As the nation is currently facing a growing Measles epidemic, Oregon is preparing for possible outbreak response in our community. OIP newly released the Measles Immunization dashboard to track measles immunizations among 1- to 18-year-olds across the state. This is your friendly reminder that immunizations are one of the greatest public health achievements, preventing tens of thousands of deaths and millions of cases of vaccine preventable disease. If you need help accessing vaccine for you or your family, please contact your local health department or call 211.

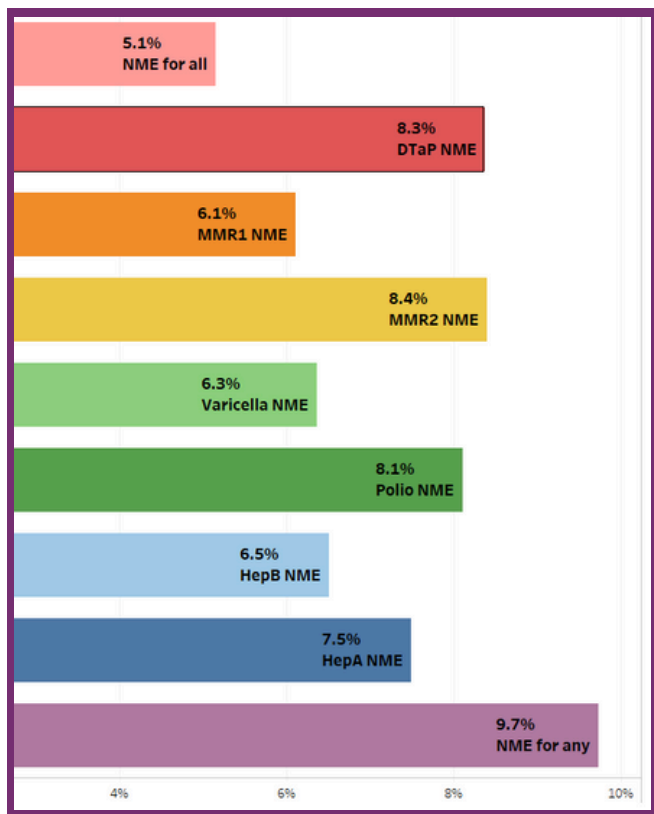
NEW DATA HIGHLIGHTS



Lower measles immunization rates puts children and communities at risk.

While the statewide up-to-date rate for measles vaccine uptake among 1- to 18-year-olds was 93%, measles vaccination varies greatly across counties (from 82% to 97%) and ZIP Codes (from 39% to 100%). There is concern of growing pockets of vaccination need.

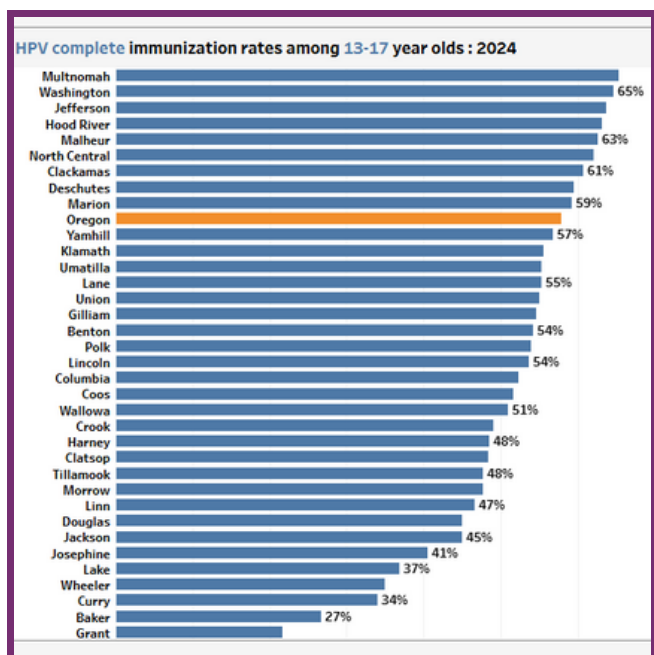
[LINK TO THE PUBLIC VIZ](#)



Concerns grow for school kids as non-medical exemption rate for 1+ vaccines increase to 9.7%.

Since 2021, statewide non-medical exemption rates for any vaccine have steadily increased: 5.3% (2021), 6.9% (2022), 8.1% (2023), 8.8% (2024), and now 9.7% (2025). Pockets of low vaccination at the school-level increases the concern of possible vaccine preventable disease outbreaks. School-level data will be published to Tableau in June 2025.

[LINK TO THE PUBLIC VIZ](#)



Adolescent immunization rates gradually increasing over time.

Despite fluctuations, statewide 13- to 17-year-old HPV completion increased from 51% in 2018 to 58% in 2024. Additional advancements in 13-year-old teen series (including Tdap, Mening and HPV) have taken place over time.

[LINK TO THE PUBLIC VIZ](#)

The next

Quarterly
DATA SNAPSHOT

coming
JULY 2025