

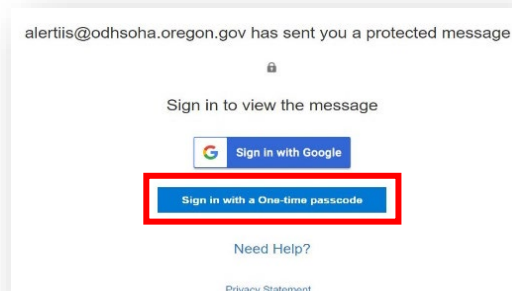
## How to Access Your Attachment in a Protected Message

Your document has been sent as a protected message due to the personal information on the document. Use these instructions to access the message on any device.

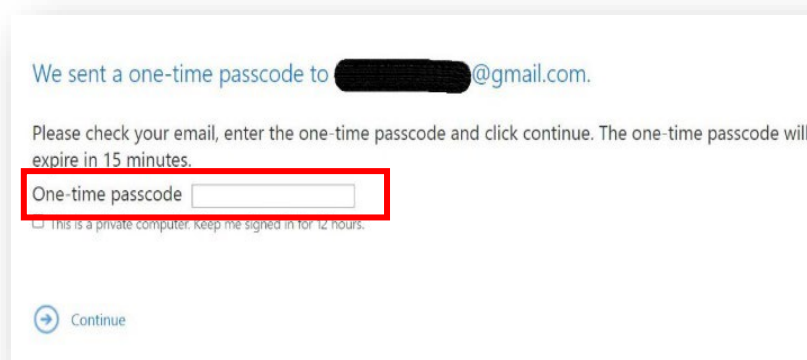
1. Click “Read the message”.



2. Select “Sign in with a One-time passcode”. Click once, then check email.



3. Shortly, you'll receive a separate email with the passcode. Copy the passcode into the “One-time passcode” field, then press “Continue”.

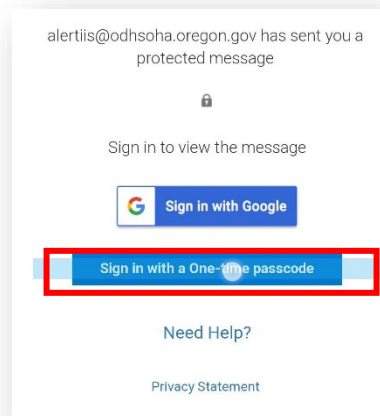


## Opening a secure message on an Android device

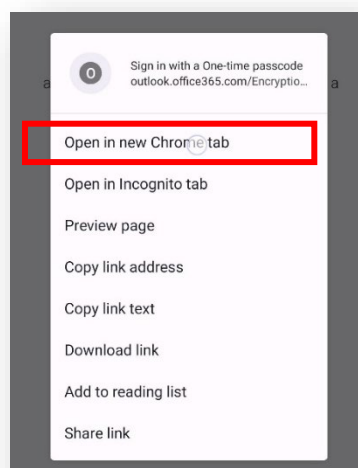
1. Click "Read the message".



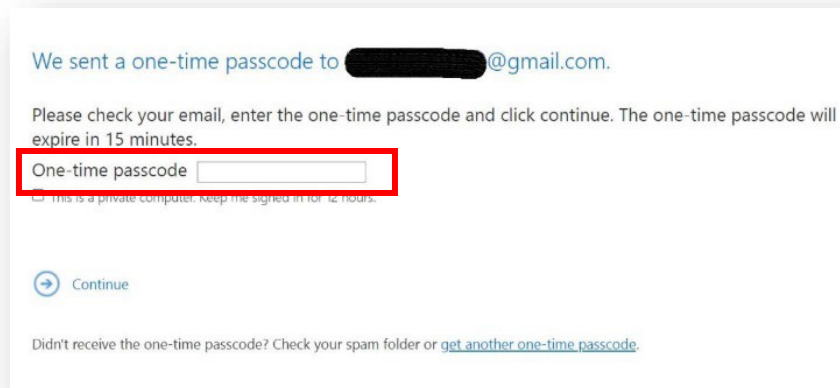
2. Select and hold "Sign in with a One-time passcode".



3. Select "Open in new Chrome tab"



4. In a moment, you will receive a separate email with the passcode. Go to your email inbox and copy the passcode.




We sent a one-time passcode to [REDACTED]@gmail.com.

Please check your email, enter the one-time passcode and click continue. The one-time passcode will expire in 15 minutes.

One-time passcode

ⓘ This is a private computer. Keep me signed in for 12 hours.

 Continue

Didn't receive the one-time passcode? Check your spam folder or [get another one-time passcode](#).

5. Return to the Chrome tab and enter passcode into the “One-time passcode” field, then press “Continue”.