
COVID-19 Vaccination in Long-Term Care Facilities: Tracking and Reporting

**Oregon Health Authority
Public Health Division
Healthcare-Associated Infections Program**

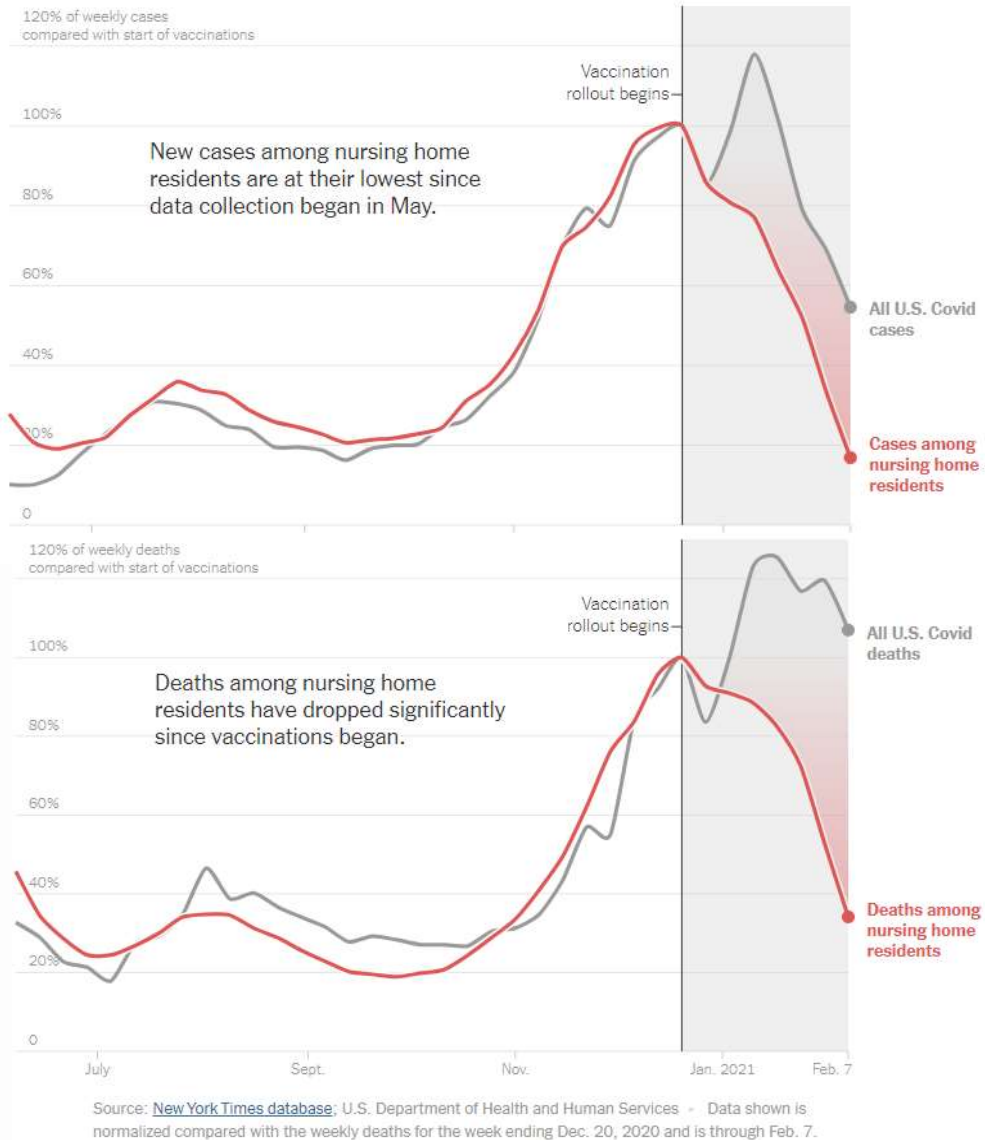


Objectives

- Understand why the Oregon Health Authority (OHA) is asking for tracking and reporting of COVID-19 vaccination data
- Demonstrate how to use the COVID-19 vaccine tracking tools
- Describe the reporting steps for OHA submission

Following the webinar, OHA has updated guidance on reporting. Any revisions will similarly be shown in blue boxes on the following slides.

COVID-19 Trends in U.S. Nursing Homes

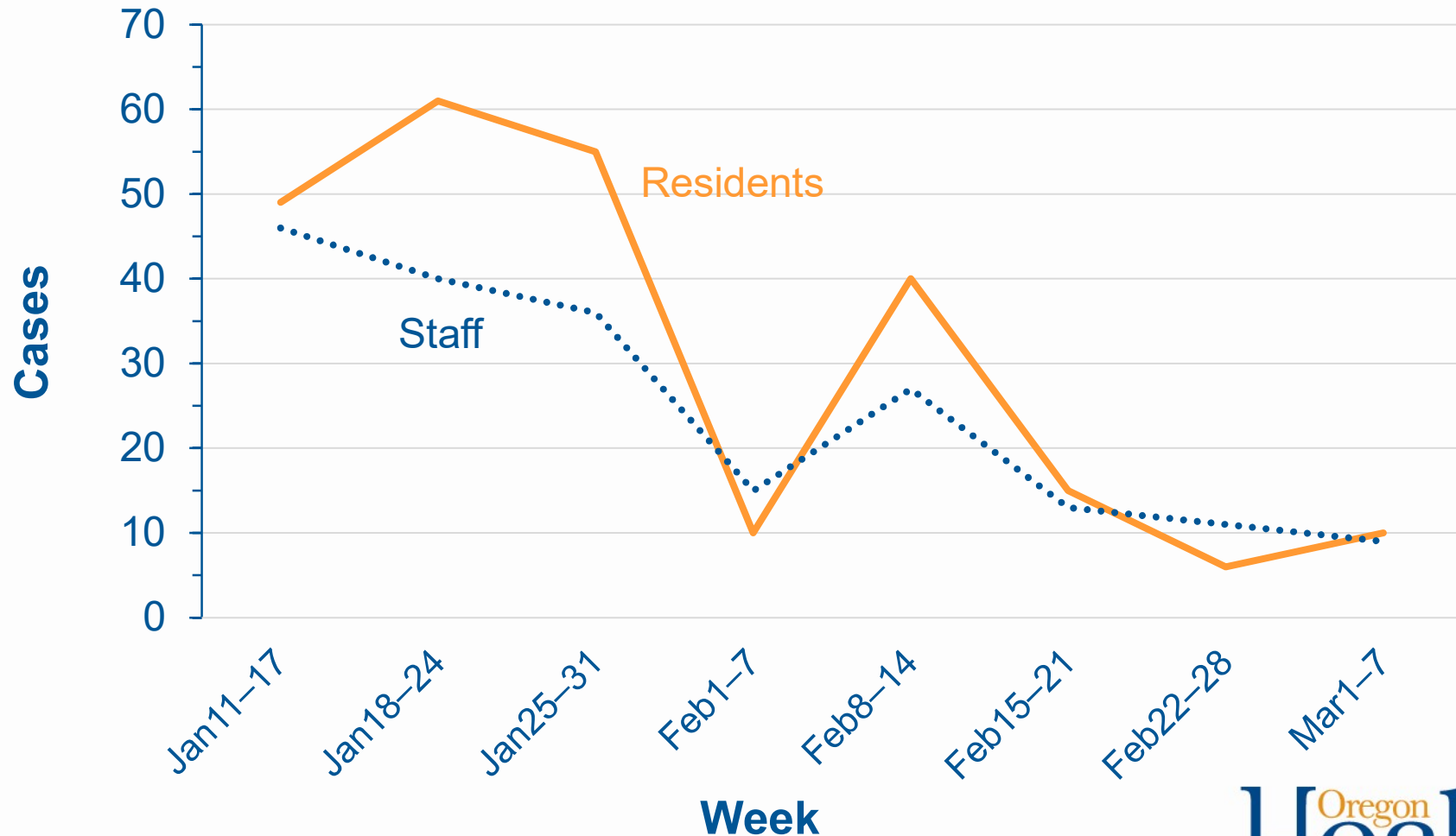


Since vaccination rollout in nursing homes (late December to early February):

46% decline in cases in general population vs. 82% decline in nursing homes

Overall deaths increased while deaths in nursing homes decreased by >65%

COVID-19 Trends in Oregon Nursing Homes



*NHSN data as of 15 Mar 2021

SARS-CoV-2 Variants Classification

- **Variants of interest**
- **Variants of concern**
 - ↑ transmissibility (e.g., U.K. & South Africa variants 50% more transmissible)
 - Increased hospitalizations and deaths (e.g., U.K.)
 - Significant impact on neutralization by some authorized monoclonal antibody therapies (e.g., California)
 - Decreased neutralization by antibodies from prior infection or vaccination (e.g., South Africa, California)
- **Variants of high consequence**
 - Also have impact on medical countermeasures
 - Failure of diagnostics
 - Significant reduction in vaccine effectiveness
 - Significant reduction in susceptibility to multiple authorized/approved therapeutics
 - More severe clinical disease and increased hospitalizations
 - No current variants fall in this category

When to Consider SARS-CoV-2 Variants of Concern or High Consequence

- **Individuals**

- History of international travel in the 14 days prior to onset of COVID-19
- Vaccine breakthrough infection
- Reinfection

- **Outbreaks**

- Unusual outbreak size
- Unusual outbreak severity
- Vaccination coverage of both staff and residents need to be considered in likelihood of a variant being an issue

For example, we would be much more concerned about a large outbreak in a facility with high vaccination rates among both staff and residents, compared to one with low vaccination coverage.

- **What are we asking of facilities?**

- For long-term care facilities that have completed at least two COVID-19 vaccination clinics ≥ 14 days prior to positive test date of index case (where 2nd vaccination clinic date = day 0):
 - Work with your local health department to coordinate testing at the Oregon State Public Health Laboratory (OSPHL)
 - This will allow for sequencing of respiratory specimens to identify SARS-CoV-2 variants

Early COVID-19 First-Dose Vaccination Coverage Among Residents and Staff Members of Skilled Nursing Facilities Participating in the Pharmacy Partnership for Long-Term Care Program — United States, December 2020–January 2021

Weekly / February 5, 2021 / 70(5);178–182

On February 1, 2021, this report was posted online as an MMWR Early Release.

Radhika Gharpure, DVM¹; Angela Guo, MPH¹; Courtney Krier Bishnoi²; Urvi Patel, MPH²; David Gifford, MD²; Ashley Tippins, MPH¹; Aaron Jaffe³; Evan Shulman, MS⁴; Nimalie Stone, MD⁵; Elisabeth Mungai, MPH⁵; Suparna Bagchi, DrPH⁵; Jeneita Bell, MD⁵; Arjun Srinivasan, MD⁵; Anita Patel, PharmD¹; Ruth Link-Gelles, PhD¹ ([View author affiliations](#))

- 11,460 skilled nursing facilities (SNFs) with at least one vaccination clinic
 - Median 77.8% of residents and 37.5% of staff members received ≥ 1 vaccine dose
- Limitations:
 - Number of eligible residents estimated using mean National Healthcare Safety Network (NHSN) weekly census counts for each facility
 - Number of eligible staff estimated using CMS Payroll-Based Journal counts of unique staff members for each facility

Vaccination goals

- **American Health Care Association/National Center for Assisted Living (AHCA/NCAL) and LeadingAge**
 - **75% of staff by June 30, 2021**
- **Available data**

Facility-level denominator data for both residents and staff are not available.

# of administered doses	Residents	Staff	Residents & Staff
1 st doses			
2 nd doses			
Total doses			

Federal pharmacy partner	Doses transferred	Doses administered
CVS		
Consonus		
Walgreens		

Vaccination Rates Inform Policy

Example: CMS and CDC newly updated visitation guidance uses vaccination rate as a key metric

Indoor Visitation

Facilities should allow indoor visitation at all times and for all residents (regardless of vaccination status), except for a few circumstances when visitation should be limited due to a high risk of COVID-19 transmission (note: compassionate care visits should be permitted at all times). These scenarios include limiting indoor visitation for:

- *Unvaccinated residents, if the nursing home's COVID-19 county positivity rate is >10% **and** <70% of residents in the facility are fully vaccinated;²*
- *Residents with confirmed COVID-19 infection, whether vaccinated or unvaccinated until they have met the criteria to discontinue Transmission-Based Precautions; or*
- *Residents in quarantine, whether vaccinated or unvaccinated, until they have met criteria for release from quarantine.*

<https://www.cms.gov/files/document/qso-20-39-nh-revised.pdf>

Tracking COVID-19 Vaccine Uptake in Long-Term Care Facilities

Current challenges:

- Lack of denominator data available to understand vaccine uptake percentages among residents and staff
- Lack of time updated information to account for staff and resident changes
- Numerator data (vaccine status) not inherently linked to a long-term care facility

Solution:

- **DHS Provider Alert (03/16/21) asked facilities to begin tracking vaccine status utilizing standard tools linked below**
 - [Staff Tracking Tool](#)
 - [Resident Tracking Tool](#)
- **Weekly reporting of summary data from standard tools to OHA**

Purpose of Vaccine Tracking Tool

- **Helps facilities track individual level data at their facility to:**
 - Inform outbreak response and infection control strategies
 - Identify key vaccine outcomes of public health concern:
 - Breakthrough infections
 - Large outbreaks post-vaccination
 - Adverse events (rare, but possible)
- **Facilitates aggregate tracking of vaccine uptake among staff and residents to:**
 - Inform next steps for reopening
 - Inform vaccine uptake progress as a performance measure
 - Identify gaps so that vaccine assistance can be allocated appropriately
 - Facilitate reporting to state and federal public health authorities

COVID-19 Vaccine Tracking Tools

What the Tools are:

- Excel file with built-in calculations (separate templates for residents and staff with same format)
- Modified from the CDC National Healthcare Safety Network (NHSN) COVID-19 vaccine tracking tools

How to use the Tools:

Staff at the facility enter line-level information for all residents and staff and update information routinely

What the Tools do:

Monitor individual-level vaccine status to inform facility strategies and identify outcomes of public health concern.

Automatically calculates summary counts and percentages for vaccine status information for both internal use and reporting to public health.

Tracking Tools

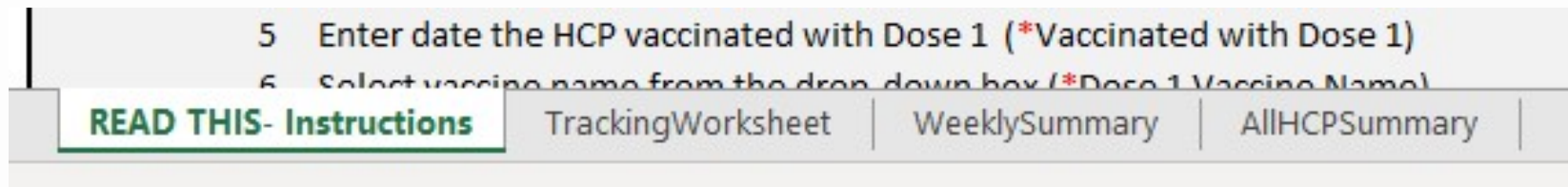
Each tool contains four tabs:

- **1st Tab: Instructions**
 - Helpful to review initially before data entry
- **2nd Tab: Tracking Worksheet**
 - Primary sheet for entering data
 - Add all residents and staff and continue to update with staff and resident changes and vaccination information
- **3rd Tab: Weekly Summary**
 - Select a reporting week to populate appropriate counts
 - Use for NHSN reporting (if applicable)
- **4th Tab: All HCP/Resident Summary**
 - Summarizes counts for all individuals on the tracking sheet
 - No data entry

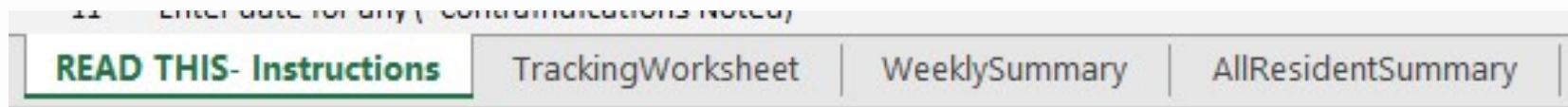
COVID-19 Vaccine Tracking Tool

Each tool contains four tabs

- [Staff Tracking Tool](#)



- [Resident Tracking Tool](#)



COVID-19 Vaccine Tracking Tool

First Tab: Instructions Sheet

Read the Instructions prior to data entry

Instructions (Version 2.0, March 2021)

Purpose of this Tracking Worksheet:

Please use this worksheet to help log and track the number of healthcare personnel (HCPs) who are vaccinated for COVID-19. When you enter COVID vaccination data for each HCP in the Tracking Worksheet, and select a reporting week on the Weekly Summary, the data to be entered into the OHA survey will automatically be calculated on the Weekly Summary and All HCP Summary sheets. **NOTE:** If you are reporting into NHSN, the data to be entered will automatically be calculated on the Weekly Summary sheet.

Summary Instructions:

Any HCP recently hired or working at your facility should be added to the Tracking Worksheet. When HCPs are vaccinated, enter the vaccination information onto the Tracking Worksheet. When HCPs are no longer an employee at your facility, the end of employment date should also be indicated on the Tracking Worksheet.

NOTE: Termed employees (HCPs) or contractors who no longer work in the facility do not need to be deleted off the Tracking Worksheet but should be indicated on the worksheet by entering the End of Employment Date. When a reporting week is selected, only those who were current HCPs during the reporting period will be included in the Weekly Summary. The All HCP Summary sheet will capture all HCPs since vaccines were first introduced regardless of the reporting week selected. If data entries are made in error, they can be removed with the "delete" key; Using the "Backspace" key may not delete the entry and may return a warning.

A. The red Asterix (*) is required for reporting to OHA. **Note:** The other boxes are for optional surveillance tracking.

B. Enter data in rows (from left to right) when entering vaccine data for each HCP

C. Steps for Entering HCP Vaccination Data on the **TrackingWorksheet** tab:

- 1 Enter the unique (*Facility Name) for the reporting facility
- 2 Enter the (*HCP Start of Employment Date) to the facility. A date must be entered. If unknown, choose a date before the first reporting week (e.g., 12/1/2020)
- 3 Enter the end of employment date (when applicable)
- 4 Enter HCP's *first name, last name, DOB (date of birth)
- 5 Enter date the HCP vaccinated with Dose 1 (*Vaccinated with Dose 1)
- 6 Select vaccine name from the drop-down box (*Dose 1 Vaccine Name)

COVID-19 Vaccine Tracking Tool

2nd Tab: Tracking Worksheet

Primary sheet for Data Entry

Steps for Completion

- **Enter in all residents and staff in your facility (separate sheet for resident vs. staff)**
- **Add in any vaccine information known**
 - Includes contraindications, declinations, and optionally, adverse events
 - If an individual has completed their vaccine series, their fully vaccinated date will automatically generate
 - Leave blank if no vaccine information is known
- **Update information with any changes**
 - Add any new residents or staff
 - If a resident or staff leaves, fill out their end of employment/discharge date
 - Add vaccine information as it becomes known

COVID-19 Vaccine Tracking Tool

2nd Tab: Tracking Worksheet

Primary sheet for Data Entry

Fields to Complete

- Healthcare Personnel (HCP) Start of Employment / Resident Admit Date
- HCP End of Employment / Resident Discharge Date (if available)
- Last Name, First Name, Date of Birth
- Vaccine Information: Date and Type of Dose(s), Contraindication, or Declination
- HCP Category

*HCP Start of Employment Date (Enter Date)	HCP End of Employment Date (Enter Date)	*HCP Last Name (Enter name)	*HCP First Name (Enter name)	*Date of Birth (Enter Date)	*Vaccinated with Dose 1 (Enter date of vaccination 1)	*Dose 1 Vaccine Name (choose from drop-down)	Vaccinated with Dose 2 (Enter date of vaccination 2)	Dose 2 Vaccine Name (choose from drop-down)	Is Vaccination Series Complete? Select Yes/No if cell is red	Adverse Event Noted? (Enter date of event)	*Contra-Indication Noted (Enter date of Contra-Indication)	*Declined COVID Vaccine (Enter date of Declination)	Vaccinated at All Locations? Select Yes/No



COVID-19 Vaccine Tracking Tool

2nd Tab: Tracking Worksheet

Primary sheet for Data Entry

Fields to Complete

- Healthcare Personnel (HCP) Start of Employment / Resident Admit Date
- HCP End of Employment / Resident Discharge Date (if available)
- Last Name, First Name, Date of Birth
- Vaccine Information: Date and Type of Dose(s), Contraindication, or Declination
- HCP Category

Vaccinated at Another Location? Select: Yes/No	History of laboratory positive COVID-19? Select Yes or Leave Blank	Employee or Non-Employee?	*HCP Category (choose from drop-down) <i>employee status must be selected</i>	Additional Comment (optional)	Fully Vaccinated Date <i>(this field is automatically calculated)</i>

COVID-19 Vaccine: Tracking Worksheet

*HCP Start of Employment Date (Enter Date)	HCP End of Employment Date (Enter Date)	*HCP Last Name (Enter name)	*HCP First Name (Enter name)	*Date of Birth (Enter Date)	*Vaccinated with Dose 1 (Enter date of vaccination 1)	*Dose 1 Vaccine Name (choose from drop-down)	Vaccinated with Dose 2 (Enter date of vaccination 2)	Dose 2 Vaccine Name (choose from drop-down)	Is Vaccination Series Complete? Select Yes/No if cell is red	Adverse Event Noted? (Enter date of event)	*Contra-Indication Noted (Enter date of Contra-Indication)	*Declined COVID Vaccine (Enter date of Declination)	Vaccination Status
12/1/2020		Adams	Sam	5/1/1999	1/12/2021	Pfizer_BioNTech	2/2/2021	Pfizer_BioNTech		3/8/2021			
12/1/2020	1/28/2021	Baker	Patel	10/25/1999							1/12/2021		
12/1/2020		Clark	Quinn	5/15/1998	1/12/2021	Pfizer_BioNTech	2/2/2021	Pfizer_BioNTech					
12/1/2020		Davis	Reily	7/25/2000								2/2/2021	
12/1/2020		Evans	Smith	8/3/1998	1/12/2021	Pfizer_BioNTech	2/2/2021	Pfizer_BioNTech					
1/1/2021	1/31/2021	Frank	Trott	5/1/1999								1/12/2021	
12/1/2020		Ghosh	Usman	10/25/1999	1/12/2021	Pfizer_BioNTech	2/2/2021	Pfizer_BioNTech					
12/1/2020		Hills	Valdo	5/15/1998	1/12/2021	Pfizer_BioNTech	2/2/2021	Pfizer_BioNTech					
12/1/2020	2/8/2021	Irwin	White	7/25/2000	2/2/2021	Moderna	3/2/2021	Moderna					
12/1/2020		Jones	Adam	4/30/1969								1/12/2021	
12/1/2020	2/6/2021	Klein	Kim	5/22/2000	1/12/2021	Pfizer_BioNTech	2/2/2021	Pfizer_BioNTech					
12/1/2020		Lopez	Clark	7/8/1963								2/2/2021	
12/1/2020		Mason	Davis	10/14/1969	2/2/2021	Moderna							
2/1/2021		Nalty	Adams	1/19/2000									
12/1/2020		Adams	Sam	7/30/2000	2/23/2021	Janssen (J & J)				2/27/2021			
12/1/2020		Baker	Patel	10/24/1991									
12/1/2020		Clark	Quinn	1/8/1995	2/23/2021	Unspecified			YES				
12/1/2020		Davis	Reily	1/13/2001									
12/1/2020		Evans	Smith	8/3/1998	2/23/2021	Unspecified	3/10/2021	Unspecified					

Sample data

COVID-19 Vaccine: Tracking Worksheet

*HCP Start of Employment Date (Enter Date)	HCP End of Employment Date (Enter Date)	*HCP Last Name (Enter name)	*HCP First Name (Enter name)	*Date of Birth (Enter Date)	Vaccinated at Another Location? Select: Yes/No	History of laboratory positive COVID-19? Select Yes or Leave Blank	Employee or Non-Employee?	*HCP Category (choose from drop-down) <i>employee status must be selected</i>	Additional Comment (optional)	Fully Vaccinated Date <i>(this field is automatically calculated)</i>
12/1/2020		Adams	Sam	5/1/1999				Ancillary Services		2/16/2021
12/1/2020	1/28/2021	Baker	Patel	10/25/1999				Nurse		
12/1/2020		Clark	Quinn	5/15/1998				Nurse		2/16/2021
12/1/2020		Davis	Reily	7/25/2000				Nurse		
12/1/2020		Evans	Smith	8/3/1998				Aid, Assistant, or Technician		2/16/2021
1/1/2021	1/31/2021	Frank	Trott	5/1/1999				Therapist		
12/1/2020		Ghosh	Usman	10/25/1999				Aid, Assistant, or Technician		2/16/2021
12/1/2020		Hills	Valdo	5/15/1998				Ancillary Services		2/16/2021
12/1/2020	2/8/2021	Irwin	White	7/25/2000				Therapist		3/16/2021
12/1/2020		Jones	Adam	4/30/1969				Physician or Licensed Independent Practitioner		
12/1/2020	2/6/2021	Klein	Kim	5/22/2000				Other HCP		2/16/2021
12/1/2020		Lopez	Clark	7/8/1963				Therapist		
12/1/2020		Mason	Davis	10/14/1969				Aid, Assistant, or Technician		
2/1/2021		Nalty	Adams	1/19/2000				Ancillary Services		
12/1/2020		Adams	Sam	7/30/2000				Therapist		3/9/2021
12/1/2020		Baker	Patel	10/24/1991				Physician or Licensed Independent Practitioner		
12/1/2020		Clark	Quinn	1/8/1995				Other HCP		3/9/2021
12/1/2020		Davis	Reily	1/13/2001				Therapist		
12/1/2020		Evans	Smith	8/3/1998				Ancillary Services		3/24/2021


Sample data

COVID-19 Vaccine: Tracking Worksheet

*HCP Start of Employment Date (Enter Date)	HCP End of Employment Date (Enter Date)	*HCP Last Name (Enter name)	*HCP First Name (Enter name)	*Date of Birth (Enter Date)	Vaccinated at Another Location? Select: Yes/No	History of laboratory positive COVID-19? Select Yes or Leave Blank	Employee or Non-Employee?	*HCP 6	Additional mment tional)	Fully Vaccinated Date (this field is automatically calculated)
12/1/2020		Adams	Sam	5/1/1999						2/16/2021
12/1/2020	1/28/2021	Baker	Patel	10/25/1999						
12/1/2020		Clark	Quinn	5/15/1998						2/16/2021
12/1/2020		Davis	Reily	7/25/2000						
12/1/2020		Evans	Smith	8/3/1998						2/16/2021
1/1/2021	1/31/2021	Frank	Trott	5/1/1999						
12/1/2020		Ghosh	Usman	10/25/1999						2/16/2021
12/1/2020		Hills	Valdo	5/15/1998						2/16/2021
12/1/2020	2/8/2021	Irwin	White	7/25/2000				Therapist		3/16/2021
12/1/2020		Jones	Adam	4/30/1969				Physician or Licensed Independent Practitioner		
12/1/2020	2/6/2021	Klein	Kim	5/22/2000				Other HCP		2/16/2021
12/1/2020		Lopez	Clark	7/8/1963				Therapist		
12/1/2020		Mason	Davis	10/14/1969				Aid, Assistant, or Technician		
2/1/2021		Nalty	Adams	1/19/2000				Ancillary Services		
12/1/2020		Adams	Sam	7/30/2000				Therapist		3/9/2021
12/1/2020		Baker	Patel	10/24/1991				Physician or Licensed Independent Practitioner		
12/1/2020		Clark	Quinn	1/8/1995				Other HCP		3/9/2021
12/1/2020		Davis	Reily	1/13/2001				Therapist		
12/1/2020		Evans	Smith	8/3/1998				Ancillary Services		3/24/2021

Fully vaccinated date will automatically populate if vaccine series is complete

Sample data



Once line list has been populated, summary counts will automatically be calculated and visible on Summary sheets

COVID-19 Vaccine: Summary Sheets

- **3rd Tab - Weekly Summary**

- Intended to capture vaccine status for all staff and residents working or residing in the facility for at least 1 day **during the reporting week**

- **4th Tab - All HCP/Resident Summary**

- Intended to capture vaccine status for all staff and residents working or residing in the facility for at least 1 day **since COVID-19 vaccines were available**

Revision: OHA will not be asking for this summary data on a weekly basis but may ask for it at a later time.

- **Both types of summary counts are needed to understand overall vaccination efforts that account for staff and resident turnover**

COVID-19 Vaccine Tracking Tool

3rd Tab: Weekly Summary

- Populates summary counts based on selecting a reporting week (Monday through Sunday)
- Can be used for NHSN COVID-19 vaccination reporting (voluntary)

In order to populate counts for the appropriate reporting week, select the **Week of data collection first day (Monday)** from the drop-down.

No other data entry needed

Healthcare Personnel COVID-19 Vaccination Weekly Summary for Long-Term Care Facilities TRACKING WORKSHEET	
Facility Name:	0
Vaccination type: COVID-19	COVID_19
Week of data collection first day (Monday):	3/8/2021
Week of data collection last day (Sunday):	3/8/2021
Date Last Modified:	3/15/2021
	3/22/2021
	3/29/2021
	4/5/2021
	4/12/2021
	4/19/2021
	4/26/2021
	(Total)

COVID-19 Vaccine Tracking Tool

3rd Tab: Weekly Summary

Healthcare Personnel COVID-19 Vaccination Weekly Summary for Long-Term Care Facilities TRACKING WORKSHEET	
Facility Name:	Test Facility
Vaccination type: COVID-19	COVID_19
Week of data collection first day (Monday):	3/15/2021
Week of data collection last day (Sunday):	3/21/2021
Date Last Modified:	

This sheet automatically populates summary counts for OHA reporting based on your Tracking Worksheet. Report the counts for the cells highlighted in red below on a weekly basis to OHA.

NOTE: If your facility also reports to NHSN, please utilize this WeeklySummary sheet

Select the reporting week for OHA (and NHSN). These dates should match the reporting week you are submitting data for on the OHA (and NHSN) reporting

Weekly Vaccination Coverage for Current HCPs	Healthcare Personnel (HCP) Categories							All HCP (Total)	HCP Categories					
	All HCP (Total)	Ancillary Services	Nurse	Aid, Assistant, or Technician	Therapist	Physician or Licensed Independent Practitioner	Other HCP		Ancillary Services	Nurse	Aid, Assistant, or Technician	Therapist	Physician or Licensed Independent Practitioner	Other HCP
1. Number of HCPs working in this facility for at least 1 day during the week of data collection	29	6	4	3	7	5	4	Weekly Vaccine Uptake Percentage						
2. Number of HCPs in Question #1 who have received COVID-19 vaccine(s) at this facility or elsewhere:														
2.1. Only dose 1 of <i>Pfizer-BioNTech</i> COVID-19 vaccine	0	0	0	0	0	0	0	0%	0%	0%	0%	0%	0%	0%
2.2. Dose 1 and dose 2 of <i>Pfizer-BioNTech</i> COVID-19 vaccine	5	2	1	2	0	0	0	17%	33%	25%	67%	0%	0%	0%
2.3. Only dose 1 of <i>Moderna</i> COVID-19 vaccine	1	0	0	1	0	0	0	3%	0%	0%	33%	0%	0%	0%
2.4. Dose 1 and dose 2 of <i>Moderna</i> COVID-19 vaccine	1	0	0	0	0	1	0	3%	0%	0%	0%	0%	20%	0%
2.5. Dose of <i>Janssen (J & J)</i> COVID-19 vaccine	3	0	0	0	2	0	1	10%	0%	0%	0%	29%	0%	25%
2.99 Complete COVID-19 vaccination series: unspecified manufacturer	3	1	0	0	0	1	1	10%	17%	0%	0%	0%	20%	25%
<i>Number of HCPs in Question #1 who completed the vaccine series</i>	12	3	1	2	2	2	2	41%	50%	25%	67%	29%	40%	50%
<i>Number of HCP in Question #1 who are fully vaccinated (≥2 weeks following receipt of the second dose in a 2-dose series, or ≥2 weeks following receipt of one dose of a single-dose vaccine)</i>	9	2	1	2	1	2	1	31%	33%	25%	67%	14%	40%	25%
3. Number of HCPs in Question #1 with other conditions:								Percentage with other conditions						
3.1 Medical contraindication to COVID-19 vaccine	1	0	0	0	1	0	0	3%	0%	0%	0%	14%	0%	0%
3.2. Offered but declined COVID-19 vaccine	7	0	2	0	2	2	1	24%	0%	50%	0%	29%	40%	25%
3.3. Unknown COVID-19 vaccination status	8	3	1	0	2	1	1	28%	50%	25%	0%	29%	20%	25%
3.4. History of laboratory-confirmed SARS-CoV-2 infection	0	0	0	0	0	0	0	0%	0%	0%	0%	0%	0%	0%

Sample data



COVID-19 Vaccine Tracking Tool

3rd Tab: Weekly Summary

Healthcare Personnel COVID-19 Vaccination Weekly Summary for Long-Term Care Facilities TRACKING WORKSHEET	
Facility Name:	Test Facility
Vaccination type: COVID-19	COVID_19
Week of data collection first day (Monday):	3/15/2021
Week of data collection last day (Sunday):	3/21/2021
Date Last Modified:	

This sheet automatically populates summary counts for OHA reporting based on your Tracking Worksheet. Report the counts for the cells highlighted in red below on a weekly basis to OHA.

NOTE: If your facility also reports to NHSN, please utilize this WeeklySummary sheet

Select the reporting week for OHA (and NHSN). These dates should match the reporting week you are submitting data for on the OHA (and NHSN) reporting

Weekly Vaccination Coverage for Current HCPs	Healthcare Personnel (HCP) Categories							All HCP (Total)	HCP Categories					
	All HCP (Total)	Ancillary Services	Nurse	Aid, Assistant, or Technician	Therapist	Physician or Licensed Independent Practitioner	Other HCP		Ancillary Services	Nurse	Aid, Assistant, or Technician	Therapist	Physician or Licensed Independent Practitioner	Other HCP
1. Number of HCPs working in this facility for at least 1 day during the week of data collection	29	6	4	3	7	5	4	Weekly Vaccine Uptake Percentage						
2. Number of HCPs in Question #1 who have received COVID-19 vaccine(s) at this facility or elsewhere:								0%	0%	0%	0%	0%	0%	0%
2.1. Only dose 1 of <i>Pfizer-BioNTech</i> COVID-19 vaccine	0	0	0	0	0	0	0	0%	0%	0%	0%	0%	0%	0%
2.2. Dose 1 and dose 2 of <i>Pfizer-BioNTech</i> COVID-19 vaccine	5	2	1	2	0	0	0	17%	33%	25%	67%	0%	0%	0%
2.3. Only dose 1 of <i>Moderna</i> COVID-19 vaccine	1	0	0	1	0	0	0	3%	0%	0%	33%	0%	0%	0%
2.4. Dose 1 and dose 2 of <i>Moderna</i> COVID-19 vaccine	1	0	0	0	0	1	0	3%	0%	0%	0%	0%	20%	0%
2.5. Dose of <i>Janssen (J & J)</i> COVID-19 vaccine	3	0	0	0	2	0	1	10%	0%	0%	0%	29%	0%	25%
2.99 Complete COVID-19 vaccination series: unspecified manufacturer	3	1	0	0	0	1	1	10%	17%	0%	0%	0%	20%	25%
<i>Number of HCPs in Question #1 who completed the vaccine series</i>	12	3	1	2	2	2	2	41%	50%	25%	67%	29%	40%	50%
<i>Number of HCP in Question #1 who are fully vaccinated (≥2 weeks following receipt of the second dose in a 2-dose series, or ≥2 weeks following receipt of one dose of a single-dose vaccine)</i>	9	2	1	2	1	2	1	31%	33%	25%	67%	14%	40%	25%
3. Number of HCPs in Question #1 with other conditions:								Percentage with other conditions						
3.1 Medical contraindication to COVID-19 vaccine	1	0	0	0	1	0	0	3%	0%	0%	0%	14%	0%	0%
3.2. Offered but declined COVID-19 vaccine	7	0	2	0	2	2	1	24%	0%	50%	0%	29%	40%	25%
3.3. Unknown COVID-19 vaccination status	8	3	1	0	2	1	1	28%	50%	25%	0%	29%	20%	25%
3.4. History of laboratory-confirmed SARS-CoV-2 infection	0	0	0	0	0	0	0	0%	0%	0%	0%	0%	0%	0%

Sample data



COVID-19 Vaccine Tracking Tool

3rd Tab: Weekly Summary

Red cells indicate which summary counts to report to OHA

Weekly Vaccination Coverage for Current HCPs	Healthcare Personnel (HCP) Categories						
	All HCP (Total)	Ancillary Services	Nurse	Aid, Assistant, or Technician	Therapist	Physician or Licensed Independent Practitioner	Other HCP
1. Number of HCPs working in this facility for at least 1 day during the week of data collection	29	6	4	3	7	5	4
2. Number of HCPs in Question #1 who have received COVID-19 vaccine(s) at this facility or elsewhere:							
2.1. Only dose 1 of <i>Pfizer-BioNTech</i> COVID-19 vaccine	0	0	0	0	0	0	0
2.2. Dose 1 and dose 2 of <i>Pfizer-BioNTech</i> COVID-19 vaccine	5	2	1	2	0	0	0
2.3. Only dose 1 of <i>Moderna</i> COVID-19 vaccine	1	0	0	1	0	0	0
2.4. Dose 1 and dose 2 of <i>Moderna</i> COVID-19 vaccine	1	0	0	0	0	1	0
2.5. Dose of <i>Janssen (J & J)</i> COVID-19 vaccine	3	0	0	0	2	0	1
2.99 Complete COVID-19 vaccination series: unspecified manufacturer	3	1	0	0	0	1	1
<i>Number of HCPs in Question #1 who completed the vaccine series</i>	12	3	1	2	2	2	2
<i>Number of HCP in Question #1 who are fully vaccinated (22 weeks following receipt of the second dose in a 2-dose series, or 22 weeks following receipt of one dose of a single-dose vaccine)</i>	9	2	1	2	1	2	1
3. Number of HCPs in Question #1 with other conditions:							
3.1 Medical contraindication to COVID-19 vaccine	1	0	0	0	1	0	0
3.2. Offered but declined COVID-19 vaccine	7	0	2	0	2	2	1
3.3. Unknown COVID-19 vaccination status	8	3	1	0	2	1	1
3.4. History of laboratory-confirmed SARS-CoV-2 infection	0	0	0	0	0	0	0

Sample data

COVID-19 Vaccine Tracking Tool

3rd Tab: Weekly Summary

Healthcare Personnel COVID-19 Vaccination Weekly Summary for Long-Term Care Facilities TRACKING WORKSHEET	
Facility Name:	Test Facility
Vaccination type: COVID-19	COVID_19
Week of data collection first day (Monday):	3/15/2021
Week of data collection last day (Sunday):	3/21/2021
Date Last Modified:	

This sheet automatically populates summary counts for OHA reporting based on your Tracking Worksheet. Report the counts for the cells highlighted in red below on a weekly basis to OHA.

NOTE: If your facility also reports to NHSN, please utilize this WeeklySummary sheet

Select the reporting week for OHA (and NHSN). These dates should match the reporting week you are submitting data for on the OHA (and NHSN) reporting

Weekly Vaccination Coverage for Current HCPs	Healthcare Personnel (HCP) Categories							All HCP (Total)	HCP Categories					
	All HCP (Total)	Ancillary Services	Nurse	Aid, Assistant, or Technician	Therapist	Physician or Licensed Independent Practitioner	Other HCP		Ancillary Services	Nurse	Aid, Assistant, or Technician	Therapist	Physician or Licensed Independent Practitioner	Other HCP
1. Number of HCPs working in this facility for at least 1 day during the week of data collection	29	6	4	3	7	5	4	Weekly Vaccine Uptake Percentage						
2. Number of HCPs in Question #1 who have received COVID-19 vaccine(s) at this facility or elsewhere:														
2.1. Only dose 1 of <i>Pfizer-BioNTech</i> COVID-19 vaccine	0	0	0	0	0	0	0	0%	0%	0%	0%	0%	0%	0%
2.2. Dose 1 and dose 2 of <i>Pfizer-BioNTech</i> COVID-19 vaccine	5	2	1	2	0	0	0	17%	33%	25%	67%	0%	0%	0%
2.3. Only dose 1 of <i>Moderna</i> COVID-19 vaccine	1	0	0	1	0	0	0	3%	0%	0%	33%	0%	0%	0%
2.4. Dose 1 and dose 2 of <i>Moderna</i> COVID-19 vaccine	1	0	0	0	0	1	0	3%	0%	0%	0%	0%	20%	0%
2.5. Dose of <i>Janssen (J & J)</i> COVID-19 vaccine	3	0	0	0	2	0	1	10%	0%	0%	0%	29%	0%	25%
2.99 Complete COVID-19 vaccination series: unspecified manufacturer	3	1	0	0	0	1	1	10%	17%	0%	0%	0%	20%	25%
Number of HCPs in Question #1 who completed the vaccine series	12	3	1	2	2	2	2	41%	50%	25%	67%	29%	40%	50%
Number of HCP in Question #1 who are fully vaccinated (≥2 weeks following receipt of the second dose in a 2-dose series, or ≥2 weeks following receipt of one dose of a single-dose vaccine)	9	2	1	2	1	2	1	31%	33%	25%	67%	14%	40%	25%
3. Number of HCPs in Question #1 with other conditions:								Percentage with other conditions						
3.1 Medical contraindication to COVID-19 vaccine	1	0	0	0	1	0	0	3%	0%	0%	0%	14%	0%	0%
3.2. Offered but declined COVID-19 vaccine	7	0	2	0	2	2	1	24%	0%	50%	0%	29%	40%	25%
3.3. Unknown COVID-19 vaccination status	8	3	1	0	2	1	1	28%	50%	25%	0%	29%	20%	25%
3.4. History of laboratory-confirmed SARS-CoV-2 infection	0	0	0	0	0	0	0	0%	0%	0%	0%	0%	0%	0%

Sample data



COVID-19 Vaccine Tracking Tool

3rd Tab: Weekly Summary

Weekly Vaccination Coverage for Current HCPs	Healthcare Personnel (HCP) Categories							All HCP (Total)	HCP Categories					
	All HCP (Total)	Ancillary Services	Nurse	Aid, Assistant, or Technician	Therapist	Physician or Licensed Independent Practitioner	Other HCP		Ancillary Services	Nurse	Aid, Assistant, or Technician	Therapist	Physician or Licensed Independent	Other HCP
<i>Number of HCPs in Question #1 who completed the vaccine series</i>	12	3	1	2	2	2	2	41%	50%	25%	67%	29%	40%	50%
<i>Number of HCP in Question #1 who are fully vaccinated (22 weeks following receipt of the second dose in a 2-dose series, or 22 weeks following receipt of one dose of a single-dose vaccine)</i>	9	2	1	2	1	2	1	31%	33%	25%	67%	14%	40%	25%

- Number of HCPs/residents who **completed the vaccine series**
- Number of HCPs/residents who are **fully vaccinated**

Facilities can track these metrics and share information with stakeholders to inform vaccine progress and policies

COVID-19 Vaccine Tracking Tool

4th Tab: All HCP/Resident Summary

- Populates summary counts for all individuals entered on Tracking Worksheet
- No data entry needed

Revision: OHA will not be asking for this summary data on a weekly basis but may ask for it at a later time.

This sheet automatically populates summary counts for OHA reporting based on your Tracking Worksheet. Report the counts for the cells highlighted in red below on a weekly basis to OHA. NOTE: If your facility also reports to NHSN, please do NOT utilize this sheet but instead refer to the WeeklySummary sheet for NHSN reporting.

Healthcare Personnel COVID-19 Vaccination ALL HCPs Summary for Long-Term Care Facilities TRACKING WORKSHEET	
Facility Name:	0
Vaccination type: COVID-19	COVID_19
Date Last Modified:	

Vaccination Coverage for ALL HCPs since introduction of vaccines	Healthcare Personnel (HCP) Categories (Optional)							All HCP (Total)	HCP Categories					
	All HCP (Total)	Ancillary Services	Nurse	Aid, Assistant, or Technician	Therapist	Physician or Licensed Independent	Other HCP		Ancillary Services	Nurse	Aid, Assistant, or Technician	Therapist	Physician or Licensed	Other HCP
1. Number of HCPs working in this facility for at least 1 day since the introduction of vaccines	34	6	5	3	10	5	5	Vaccine Uptake Percentage for ALL HCPs since introduction of vaccines						
2. Number of HCPs in Question #1 who have received COVID-19 vaccine(s) at this facility or elsewhere:														
2.1. Only dose 1 of Pfizer-BioNTech COVID-19 vaccine	0	0	0	0	0	0	0	0%	0%	0%	0%	0%	0%	0%
2.2. Dose 1 and dose 2 of Pfizer-BioNTech COVID-19 vaccine	6	2	1	2	0	0	1	18%	33%	20%	67%	0%	0%	20%
2.3. Only dose 1 of Moderna COVID-19 vaccine	1	0	0	1	0	0	0	3%	0%	0%	33%	0%	0%	0%
2.4. Dose 1 and dose 2 of Moderna COVID-19 vaccine	2	0	0	0	1	1	0	6%	0%	0%	0%	10%	20%	0%
2.5. Dose of Janssen (J & J) COVID-19 vaccine	3	0	0	0	2	0	1	9%	0%	0%	0%	20%	0%	20%
2.99 Complete COVID-19 vaccination series: unspecified manufac	4	1	0	0	1	1	1	12%	17%	0%	0%	10%	20%	20%
Number of HCPs in Question #1 who completed the vaccine series	15	3	1	2	4	2	3	44%	50%	20%	67%	40%	40%	60%
3. Number of HCPs in Question #1 with other conditions:								Percentage with other conditions						
3.1 Medical contraindication to COVID-19 vaccine	2	0	1	0	1	0	0	6%	0%	20%	0%	10%	0%	0%
3.2. Offered but declined COVID-19 vaccine	8	0	2	0	3	2	1	24%	0%	40%	0%	30%	40%	20%
3.3. Unknown COVID-19 vaccination status	8	3	1	0	2	1	1	24%	50%	20%	0%	20%	20%	20%
3.4. History of laboratory-confirmed SARS-CoV-2 infection	0	0	0	0	0	0	0	0%	0%	0%	0%	0%	0%	0%

COVID-19 Vaccine Tracking Tool

4th Tab: All HCP/Resident Summary

- Populates summary counts for all individuals entered on Tracking Worksheet
- No data entry needed

Revision: OHA will not be asking for this summary data on a weekly basis but may ask for it at a later time.

This sheet automatically populates summary counts for OHA reporting based on your Tracking Worksheet. Report the counts for the cells highlighted in red below on a weekly basis to OHA. NOTE: If your facility also reports to NHSN, please do NOT utilize this sheet but instead refer to the WeeklySummary sheet for NHSN reporting.

Healthcare Personnel COVID-19 Vaccination ALL HCPs Summary for Long-Term Care Facilities TRACKING WORKSHEET	
Facility Name:	0
Vaccination type: COVID-19	COVID_19
Date Last Modified:	

Vaccination Coverage for ALL HCPs since introduction of vaccines	Healthcare Personnel (HCP) Categories (Optional)							All HCP (Total)	HCP Categories					
	All HCP (Total)	Ancillary Service	Nurse	Aid, Assistant, or Therapist	Physician or Licensed	Other HCP	Ancillary Services		Nurse	Aid, Assistant, or Technician	Therapist	Physician or Licensed	Other HCP	
1. Number of HCPs working in this facility for at least 1 day since the introduction of vaccines	34	6	5	3	10	5	5	Vaccine Uptake Percentage for ALL HCPs since introduction of vaccines						
2. Number of HCPs in Question #1 who have received COVID-19 vaccine(s) at this facility or elsewhere:								0%	0%	0%	0%	0%	0%	0%
2.1. Only dose 1 of Pfizer-BioNTech COVID-19 vaccine	0	0	0	0	0	0	0	18%	33%	20%	67%	0%	0%	20%
2.2. Dose 1 and dose 2 of Pfizer-BioNTech COVID-19 vaccine	6	2	1	2	0	0	1	3%	0%	0%	33%	0%	0%	0%
2.3. Only dose 1 of Moderna COVID-19 vaccine	1	0	0	1	0	0	0	6%	0%	0%	0%	10%	20%	0%
2.4. Dose 1 and dose 2 of Moderna COVID-19 vaccine	2	0	0	0	1	1	0	9%	0%	0%	0%	20%	0%	20%
2.5. Dose of Janssen (J & J) COVID-19 vaccine	3	0	0	0	2	0	1	12%	17%	0%	0%	10%	20%	20%
2.99 Complete COVID-19 vaccination series: unspecified manufacturer	4	1	0	0	1	1	1	44%	50%	20%	67%	40%	40%	60%
Number of HCPs in Question #1 who completed the vaccine series	15	3	1	2	4	2	3	Percentage with other conditions						
3. Number of HCPs in Question #1 with other conditions:								6%	0%	20%	0%	10%	0%	0%
3.1 Medical contraindication to COVID-19 vaccine	2	0	1	0	1	0	0	24%	0%	40%	0%	30%	40%	20%
3.2. Offered but declined COVID-19 vaccine	8	0	2	0	3	2	1	24%	50%	20%	0%	20%	20%	20%
3.3. Unknown COVID-19 vaccination status	8	3	1	0	2	1	1	0%	0%	0%	0%	0%	0%	0%
3.4. History of laboratory-confirmed SARS-CoV-2 infection	0	0	0	0	0	0	0							

COVID-19 Vaccine Tracking Tool

4th Tab: All HCP/Resident Summary

Red cells indicate which summary counts to report to OHA

Vaccination Coverage for ALL HCPs since introduction of vaccines	Healthcare Personnel (HCP) Categories (Optional)						
	All HCP (Total)	Ancillary Service	Nurse	Aid, Assistant, or Technician	Therapist	Physician or Licensed Professional	Other HCP
1. Number of HCPs working in this facility for at least 1 day since the introduction of vaccines	34	6	5	3	10	5	5
2. Number of HCPs in Question #1 who have received COVID-19 vaccine(s) at this facility or elsewhere:							
2.1. Only dose 1 of Pfizer-BioNTech COVID-19 vaccine	0	0	0	0	0	0	0
2.2. Dose 1 and dose 2 of Pfizer-BioNTech COVID-19 vaccine	6	2	1	2	0	0	1
2.3. Only dose 1 of Moderna COVID-19 vaccine	1	0	0	1	0	0	0
2.4. Dose 1 and dose 2 of Moderna COVID-19 vaccine	2	0	0	0	1	1	0
2.5. Dose of Janssen (J & J) COVID-19 vaccine	3	0	0	0	2	0	1
2.99 Complete COVID-19 vaccination series: unspecified manufacturer	4	1	0	0	1	1	1
Number of HCPs in Question #1 who completed the vaccine series	15	3	1	2	4	2	3
3. Number of HCPs in Question #1 with other conditions:							
3.1 Medical contraindication to COVID-19 vaccine	2	0	1	0	1	0	0
3.2. Offered but declined COVID-19 vaccine	8	0	2	0	3	2	1
3.3. Unknown COVID-19 vaccination status	8	3	1	0	2	1	1
3.4. History of laboratory-confirmed SARS-CoV-2 infection	0	0	0	0	0	0	0

Revision: OHA will not be asking for this summary data on a weekly basis but may ask for it at a later time.

Reporting Vaccine Summary Information to OHA

- OHA will be asking for weekly reporting of summary counts (cells highlighted in red on tool) via an online survey
- Online survey link will be available next week
- Only summary counts will be collected; no protected health information will be captured
- Two methods will be available to report data
 - Manual entry
 - Data pull from file upload
- Use of the standard tracking tools will allow ease of reporting

Reporting Vaccine Summary Information to OHA

At initial survey submission, you will be asked to create a login using your email address

Long-Term Care Facility COVID-19 Vaccination Data

The Oregon Health Authority (OHA) is asking all nursing facilities, assisted-living facilities, and residential care facilities to report COVID-19 vaccination data for staff and residents. OHA will use this information to better understand vaccine uptake rates in long-term care facilities and improve communication, education, and support for COVID-19 vaccination.

OHA has provided standard tracking tools to assist you in monitoring COVID-19 vaccine status for your facility's staff and residents.

[Staff Tracking Tool](#)

[Resident Tracking Tool](#)

Once you enter data into these tracking tools, summary counts will automatically be calculated. These summary counts are the ones you will report to OHA. Please refer to the tools for additional instructions.

If your facility chooses to track these summary data fields via a different method, you will need to ensure the counts are captured correctly.

Please designate a primary person in your facility to report on a weekly basis.

You will be asked to create a login and you will use that login for weekly reporting.

If you have any questions regarding this survey, contact Lisa Iguchi at lisa.c.iguchi@state.or.us

Sincerely,

Rebecca Pierce, PhD, MS, BSN

Healthcare-Associated Infections Program Manager
Acute and Communicable Disease Prevention
Public Health Division
OREGON HEALTH AUTHORITY

Begin Survey

Reporting Vaccine Summary Information to OHA

At initial survey submission, you will be asked to select the facility that you will be submitting data for

Select Your Facility

First choose your facility type. Then find your facility name. You can search for your facility in the box below. Click on the "Go" button next to your facility in the table. You will be asked to verify your facility information on the next page. If you cannot find your facility name, select 'Other' and you will be able to edit your facility information on the next page.

Assisted Living Facility Nursing Facility Residential Care Facility

Enter your facility name:

	Facility Name	City	Zip
<input type="button" value="Go"/>	Ackerly at Timberland, The	Portland	97229
<input type="button" value="Go"/>	Adams House Assisted Living	Myrtle Creek	97457
<input type="button" value="Go"/>	Alderwood Assisted Living	Central Point	97502
<input type="button" value="Go"/>	Alpine House Assisted Living	Joseph	97846
<input type="button" value="Go"/>	Amber Assisted Living, The	Clatskanie	97016
<input type="button" value="Go"/>	Applegate Place	Sutherlin	97479
<input type="button" value="Go"/>	Arcadia Senior Living	Portland	97236
<input type="button" value="Go"/>	Aspen Ridge Retirement Community	Bend	97701
<input type="button" value="Go"/>	Aspens (The)	Hines	97738
<input type="button" value="Go"/>	Assumption Village	Portland	97203
<input type="button" value="Go"/>	Astor Place	Astoria	97103
<input type="button" value="Go"/>	Avamere at Albany	Albany	97321

Reporting Vaccine Summary Information to OHA

After the initial login, your login will be linked to your facility and you will be directed straight to select the reporting week

Weekly Submission History		
3/15/21 - 3/21/21		Ready To Begin...
3/08/21 - 3/14/21		Started...

The Selected Week is:

3/15/2021 — 3/21/2021

Please Choose which method you would like to enter data by:

Manual Entry

Enter all data by hand

Upload Excel Worksheets...

You will be prompted to locate and click to upload the Excel Staff and Resident worksheets

Submitting Data to OHA

1. Manual Entry

Please populate the fields below from the **ALL HCP Summary** sheet for your **healthcare personnel (HCP)**.

Healthcare Personnel (HCP) Categories

	All HCP (Total)	Ancillary Services	Nurse	Aid, Assistant, or Technician	Therapist	Physician or Licensed Independent Practitioner	Other HCP
1. Number of HCPs working in this facility for at least 1 day since the introduction of vaccines	<input type="text"/>	<input type="text"/>	<input type="text"/>	<input type="text"/>	<input type="text"/>	<input type="text"/>	<input type="text"/>
2. Number of HCPs in Question #1 who have received COVID-19 vaccine(s) at this facility or elsewhere:							
Only dose 1 of <i>Pfizer-BioNTech</i> COVID-19 vaccine	<input type="text"/>	<input type="text"/>	<input type="text"/>	<input type="text"/>	<input type="text"/>	<input type="text"/>	<input type="text"/>
Dose 1 and dose 2 of <i>Pfizer-BioNTech</i> COVID-19 vaccine	<input type="text"/>	<input type="text"/>	<input type="text"/>	<input type="text"/>	<input type="text"/>	<input type="text"/>	<input type="text"/>
Only dose 1 of Moderna COVID-19 vaccine	<input type="text"/>	<input type="text"/>	<input type="text"/>	<input type="text"/>	<input type="text"/>	<input type="text"/>	<input type="text"/>
Dose 1 and dose 2 of Moderna COVID-19 vaccine	<input type="text"/>	<input type="text"/>	<input type="text"/>	<input type="text"/>	<input type="text"/>	<input type="text"/>	<input type="text"/>
Dose of <i>Janssen (J & J)</i> COVID-19 vaccine	<input type="text"/>	<input type="text"/>	<input type="text"/>	<input type="text"/>	<input type="text"/>	<input type="text"/>	<input type="text"/>
Complete COVID-19 vaccination series: unspecified manufacturer	<input type="text"/>	<input type="text"/>	<input type="text"/>	<input type="text"/>	<input type="text"/>	<input type="text"/>	<input type="text"/>
3. Number of HCPs in Question #1 with other conditions:							
Medical contraindication to COVID-19 vaccine	<input type="text"/>	<input type="text"/>	<input type="text"/>	<input type="text"/>	<input type="text"/>	<input type="text"/>	<input type="text"/>
Offered but declined COVID-19 vaccine	<input type="text"/>	<input type="text"/>	<input type="text"/>	<input type="text"/>	<input type="text"/>	<input type="text"/>	<input type="text"/>
Unknown COVID-19 vaccination status	<input type="text"/>	<input type="text"/>	<input type="text"/>	<input type="text"/>	<input type="text"/>	<input type="text"/>	<input type="text"/>

Submitting Data to OHA

Revision: OHA has developed updated vaccine tracking tools that include a patch to allow for file upload. Please review FAQs for additional details on use of this method.

2. File Upload

- Locate staff and resident tracking tool files on your computer and select summary sheets to import
- No protected health information will be collected

You have Selected Week Starting:

3/15/2021

Import STAFF
Worksheet Now...

(You will be prompted to locate and select the Excel STAFF worksheet on your computer).

Import RESIDENT
Worksheet Now...

(You will be prompted to locate and select the Excel RESIDENT worksheet on your computer).

Submitting Data to OHA

Following data entry or upload, verify your counts and submit your data

Color coding corresponds to summary sheets on vaccine tracking tools

Thank you for filling out your facility's COVID-19 vaccine information. Please take a moment to double check the numbers you entered. If any changes need to be made, please go back to the previous page(s) to make changes.

Weekly HCP Reporting:

20 Total who received dose 1 and 2 of *Pfizer-BioNTech*
12 Total who received dose 1 of *Moderna*
0 Total who received dose 1 and 2 of *Moderna*
0 Total who received dose 1 of *Janssen*
2 Total of Unspecified Manufacturer
0 Total contraindications
23 Total declined
21 Total unknown

Weekly Resident Reporting:

20 Total who received dose 1 and 2 of *Pfizer-BioNTech*
35 Total who received dose 1 of *Moderna*
0 Total who received dose 1 and 2 of *Moderna*
0 Total who received dose 1 of *Janssen*
1 Total of Unspecified Manufacturer
2 Total contraindications
Total declined
Total unknown

ALL HCP Reporting:

25 Total who received dose 1 of *Pfizer-BioNTech*
15 Total who received dose 1 and 2 of *Pfizer-BioNTech*
0 Total who received dose 1 of *Moderna*
0 Total who received dose 1 and 2 of *Moderna*
0 Total who received dose 1 of *Janssen*
2 Total of Unspecified Manufacturer
2 Total contraindications
30 Total declined
25 Total unknown

ALL Resident Reporting:

30 Total who received dose 1 of *Pfizer-BioNTech*
40 Total who received dose 1 and 2 of *Pfizer-BioNTech*
0 Total who received dose 1 of *Moderna*
0 Total who received dose 1 and 2 of *Moderna*
0 Total who received dose 1 of *Janssen*
2 Total of Unspecified Manufacturer

Revision: OHA will not be asking for this summary data (orange boxes) on a weekly basis but may ask for it at a later time.

Next Steps

- **Begin tracking vaccine status of staff and residents via the tracking tools ([DHS Provider Alert](#))**

Revision: If facilities are interested in reporting via file import, please begin using updated vaccine tracking tools.

- **Be on the lookout for communication around reporting to OHA**
- **Go to the OHA COVID-19 Healthcare Providers page for additional resources**
www.healthoregon.org/coronavirushcp

Available by next week:

- Call recording and slides
- Vaccine tracking tools
- Online survey link
- User reporting guide and supplemental guidance

Q&A

Please type your questions into the chat.

Lisa Iguchi, MPH
lisa.c.iguchi@state.or.us
Dat Tran, MD, MS
dat.j.tran@state.or.us
Oregon Health Authority
Public Health Division
Healthcare-Associated Infections Program

