

COVID-19 Breakthrough Report

Oregon's Weekly Surveillance Summary



Breakthrough case report - November 4, 2021

Background

Data for the weekly breakthrough case report will include data through the most recent Sunday and the report will be published on Thursdays.¹ Vaccine breakthrough cases are defined as instances in which an individual tests positive for COVID-19 at least 14 days following the completion of any COVID-19 vaccine series.² Vaccine breakthrough cases that result in hospitalization or death are reported to CDC.

This report includes only those vaccine breakthrough cases which are reported to public health following a positive test result. Many vaccine breakthrough cases are believed to experience no symptoms or minimal symptoms.³ These cases are unlikely to undergo testing for COVID-19 and be reported to public health. Therefore, the true number of vaccine breakthrough cases is unknown.

COVID-19 cases in vaccinated and unvaccinated people

Weekly summary

During the week of October 24–October 30, there were 8,239 cases of COVID-19. 6,214 (75.4%) were unvaccinated and 2,025 (24.6%) were vaccine breakthrough cases. The median age of breakthrough cases was 47 years. 50 (2.5%) breakthrough cases were residents of care facilities, senior living communities or other congregate living settings. 428 (21.1%) cases were 65 or older. There were 66 (3.3%) cases aged 12-17.

OHA publishes the most up-to-date information about cases from the most recently completed MMWR week. However, not all information about a case's vaccination status may be available at the

¹ The weekly summary, Figure 1, and Figure 2 use the date that cases are reported to OHA, to provide information on the most recently identified cases. All other dates in this report use specimen collection date to align with the breakthrough case definition.

² This definition is consistent with the CDC's definition, available here: <https://www.cdc.gov/vaccines/covid-19/downloads/COVID-vaccine-breakthrough-case-investigations-Protocol.pdf>

³ Bergwerk, M., Gonen, T., Lustig, Y., Amit, S., Lipsitch, M., Cohen, C., Mandelboim, M., Gal Levin, E., Rubin, C., Indenbaum, V. and Tal, I., 2021. Covid-19 breakthrough infections in vaccinated health care workers. New England Journal of Medicine.

COVID-19 Breakthrough Report

Oregon's Weekly Surveillance Summary



time of publication. Table 1 includes updated totals of COVID-19 cases by vaccine breakthrough status for the previous six weeks.

Table 1. COVID-19 cases by vaccine breakthrough status over the previous 6 weeks

MMWR week ending	Total cases	Breakthrough cases	Percent breakthrough case
2021-09-25	11,528	2,663	23.1
2021-10-02	10,375	2,629	25.3
2021-10-09	9,110	2,560	28.1
2021-10-16	8,407	2,218	26.4
2021-10-23	7,706	2,209	28.7
2021-10-30	8,239	2,025	24.6

Cumulative summary

Overall, there have been 37,539 vaccine breakthrough cases identified in Oregon. The median age of breakthrough cases is 48 years (range: 11-106). 1,388 (3.7%) breakthrough cases were residents of care facilities, senior living communities or other congregate living settings. 9,210 (24.5%) cases were 65 or older. There have been a total of 1,009 (2.7%) cases aged 12-17. Breakthrough cases have been reported in all 36 counties.

Cases of COVID-19 are much more common in unvaccinated⁴ individuals than in vaccinated individuals (Figure 1). The rate of COVID-19 cases among unvaccinated individuals in the most recent week was more than 4.5 times the rate of COVID-19 cases among those who are fully vaccinated. Community spread remains elevated throughout the state and is particularly high in areas with lower vaccination rates. As COVID-19 cases have increased across Oregon, vaccine breakthrough cases have also increased, but at a much lower rate than in the unvaccinated. Vaccination remains the most effective tool to reduce the spread of COVID-19.

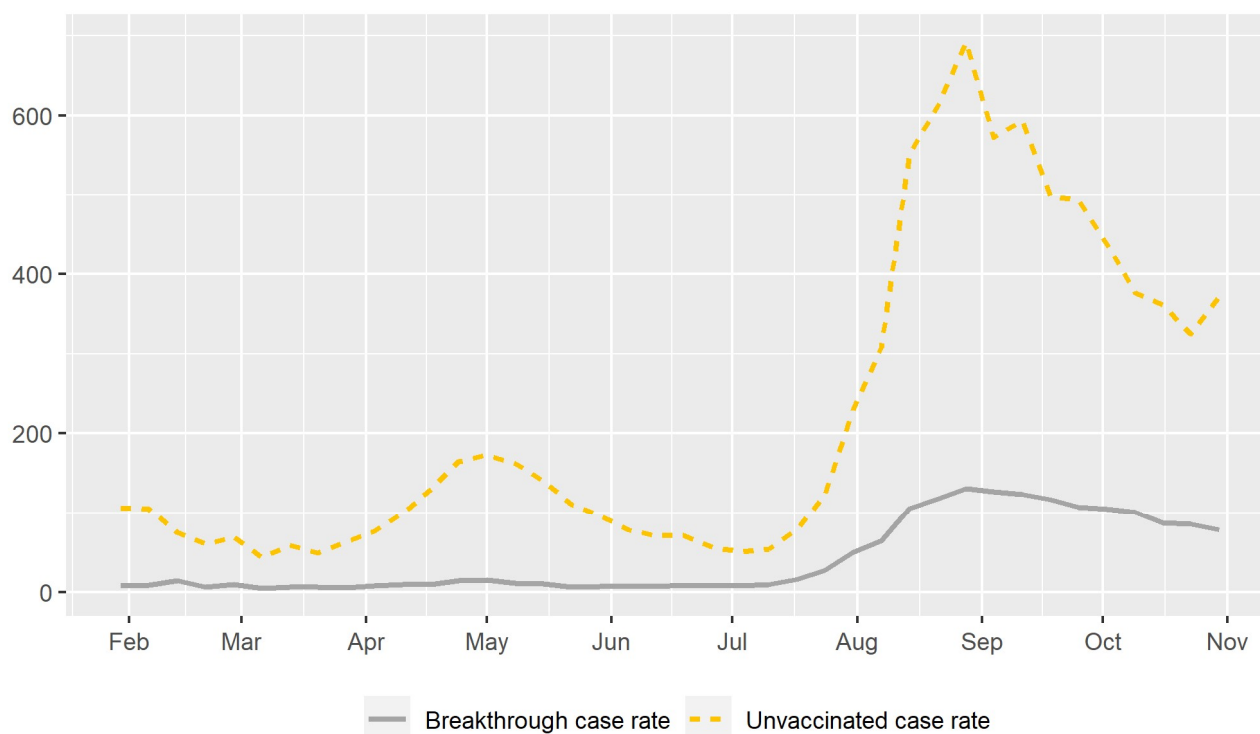
⁴ Unvaccinated persons are defined as people who have not received an approved COVID-19 vaccine, or who have not completed a COVID-19 vaccine series.

COVID-19 Breakthrough Report

Oregon's Weekly Surveillance Summary



Figure 1. COVID-19 cases per 100,000 per week, by vaccination status



Vaccine breakthrough cases and severity

The Pfizer, Moderna and Johnson & Johnson COVID-19 vaccines are all highly effective at preventing severe COVID-19 illness and death. Table 2 includes totals of breakthrough cases by vaccine manufacturer and severity. Relatively few breakthrough cases have been hospitalized, and even fewer have died (Figure 2).⁵

⁵ A death is considered to be related to COVID-19 in any of the following circumstances: a) death of a confirmed or probable COVID-19 case within 60 days of the earliest available date among exposure to a confirmed case, onset of symptoms, or date of specimen collection for the first positive test; b) death from any cause in a hospitalized person during admission or in the 60 days following discharge AND a COVID-19-positive laboratory diagnostic test at any time since 14 days prior to hospitalization; or c) death of someone with a COVID-19-specific ICD-10 code listed as a primary or contributing cause of death on a death certificate, regardless of the dates of diagnosis or death

COVID-19 Breakthrough Report

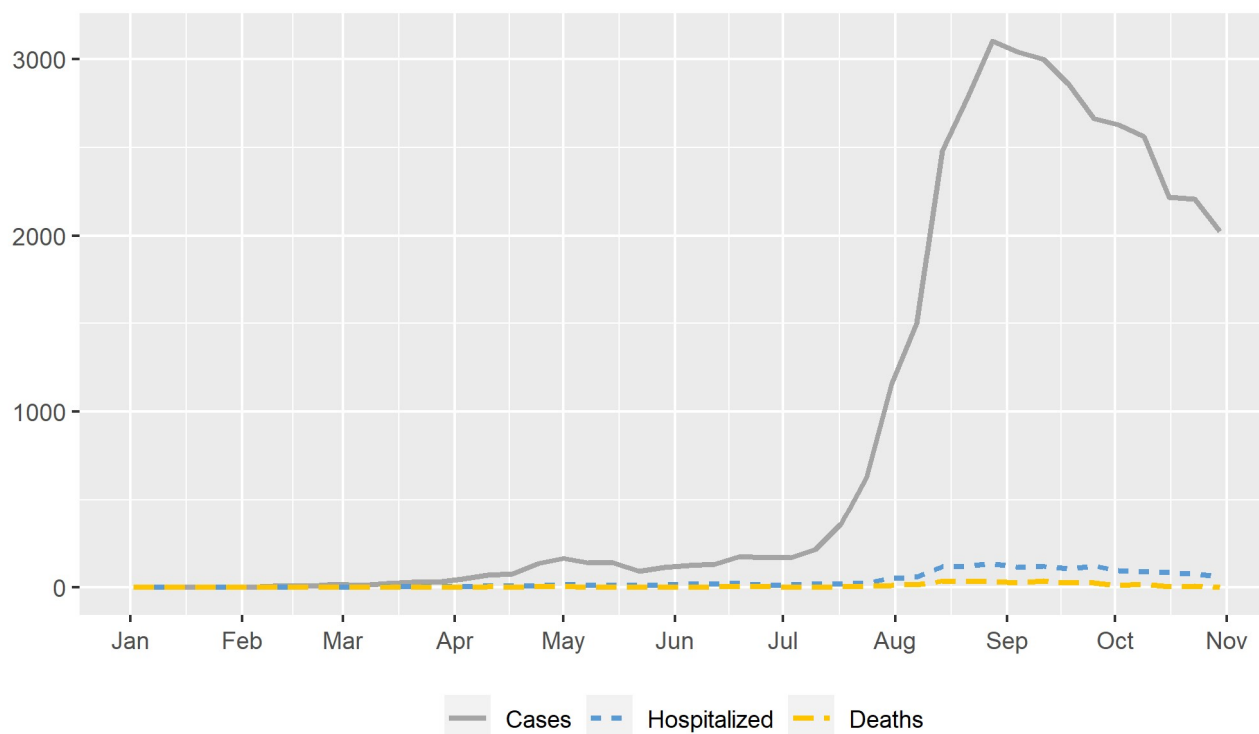
Oregon's Weekly Surveillance Summary



Table 2. COVID-19 Breakthrough cases by vaccine manufacturer and severity⁶

Vaccine manufacturer	Primary series completed	Cases	Hospitalizations	Deaths	Cases per 100,000 vaccinated
Pfizer	1,463,077	18,748	702	179	1,281.4
Moderna	926,261	9,931	433	90	1,072.2
Johnson & Johnson/Janssen	225,754	4,564	237	48	2,021.7

Figure 2. COVID-19 breakthrough cases, hospitalizations and deaths, by week



⁶ Table 2 provides the number of cases per 100,000 vaccinated individuals by vaccine manufacturer. Because this figure does not account for the time that each person has been fully vaccinated, it is not a true rate and should not be interpreted as such.

COVID-19 Breakthrough Report

Oregon's Weekly Surveillance Summary



To date, 4.4% of all known breakthrough cases have been hospitalized (n=1,640), and only 1% have died (n=361).⁷ The median age of the people who have died is 80 (range: 34-101). It is important to note that not all vaccine breakthrough cases are reported to public health, which may cause the proportions in the following section to appear higher than in reality. These figures are not vaccine breakthrough hospitalization or death rates and should not be interpreted as such.

Tables 3, 4 and 5 provide detailed vaccine breakthrough severity data by age, race and ethnicity. Both the risk of hospitalization and death increase with age.

Table 3. COVID-19 breakthrough cases by age group and severity

Age group	Breakthrough cases	Breakthrough hospitalizations	Breakthrough deaths
12-19	1,781	14	0
20-29	5,207	31	0
30-39	6,501	52	2
40-49	6,308	71	7
50-59	5,798	151	12
60-69	5,357	337	57
70-79	4,007	457	97
80+	2,580	527	186
Total	37,539	1,640	361

⁷ Cumulative deaths reported here reflect all breakthrough cases known to have died since January 1, 2021. There may be a lag of several weeks between when an individual dies and when their death appears in this report. Increases in cumulative deaths between this and subsequent reports should not be interpreted as individuals who have died within the past week.

COVID-19 Breakthrough Report

Oregon's Weekly Surveillance Summary



Table 4. COVID-19 breakthrough case severity by race⁸

Race	Cases	Hospitalizations	Deaths
> 1 race	361	12	2
American Indian/Alaska Native	497	23	4
Asian	867	30	8
Black	568	37	6
Not Available	9,474	206	76
Other	2,745	101	31
Pacific Islander	85	3	1
White	22,942	1,228	233
Total	37,539	1,640	361

Table 5. COVID-19 breakthrough case severity by ethnicity

Ethnicity	Cases	Hospitalizations	Deaths
Hispanic	2,783	75	12
Not Hispanic	19,143	1,041	200
Unknown	15,613	524	149
Total	37,539	1,640	361

⁸ During the case investigation, people are asked to self-report their race, ethnicity, tribal affiliation, country of origin, or ancestry. As of October 2021, 42,423 (80.8%) of the 52,483 persons who identify as "Other" race also self-identify as Hispanic or Latino.

COVID-19 Breakthrough Report

Oregon's Weekly Surveillance Summary



Table 6 provides the proportion of vaccine breakthrough cases who have died with COVID-19. Approximately 80% of vaccine breakthrough deaths have occurred in patients 70 years and older. The proportion of vaccine breakthrough cases who have died with COVID-19 has increased over time. This trend is likely multifactorial and may be associated with increased COVID-19 transmission in our communities, increased disease severity associated with infection caused by the Delta variant and waning immunity over time in elderly populations.

Table 6. COVID-19 deaths by month, by breakthrough case status⁹

Month	Total COVID-19 deaths	Vaccine breakthrough deaths	Percent vaccine breakthrough deaths
March 2021	122	4	3.3
April 2021	108	6	5.6
May 2021	191	15	7.9
June 2021	94	13	13.8
July 2021	81	16	19.8
August 2021	421	97	23.0
September 2021	653	131	20.1
October 2021	366	79	21.6

⁹ Data in Table 6 will be updated monthly and will reflect cases from the previous month.

COVID-19 Breakthrough Report

Oregon's Weekly Surveillance Summary



COVID-19 variants

Table 7. COVID-19 breakthrough cases associated with variants of concern¹⁰

Overall, approximately 6.9% of positive specimens in Oregon have been sequenced. Delta is currently the dominant variant circulating in Oregon. At this time, vaccine breakthrough cases appear to reflect the variants circulating in the community. Additional information on variants can be found here: <https://public.tableau.com/app/profile/oregon.health.authority.covid.19/viz/GISAIDVariantDashboardUpdated/OregonVariantDashboard>

Subtype	Cases
Delta (B.1.617.2)	1,429

Table 8. COVID-19 breakthrough cases associated with variants being monitored

Subtype	Cases
Alpha (B.1.1.7)	148
Beta (B.1.351)	16
Gamma (P.1)	62
Epsilon (B.1.427/B.1.429)	38
Iota (B.1.526)	29

¹⁰ As of September 29, OHA will align with CDC's classification of SARS-CoV-2 variants. Variant classification scheme defines four classes of SARS-CoV-2 variants: variants of concern, variants of interest, variants being monitored, and variants of high consequence. Delta is currently the only variant of concern in the United States.

COVID-19 Breakthrough Report

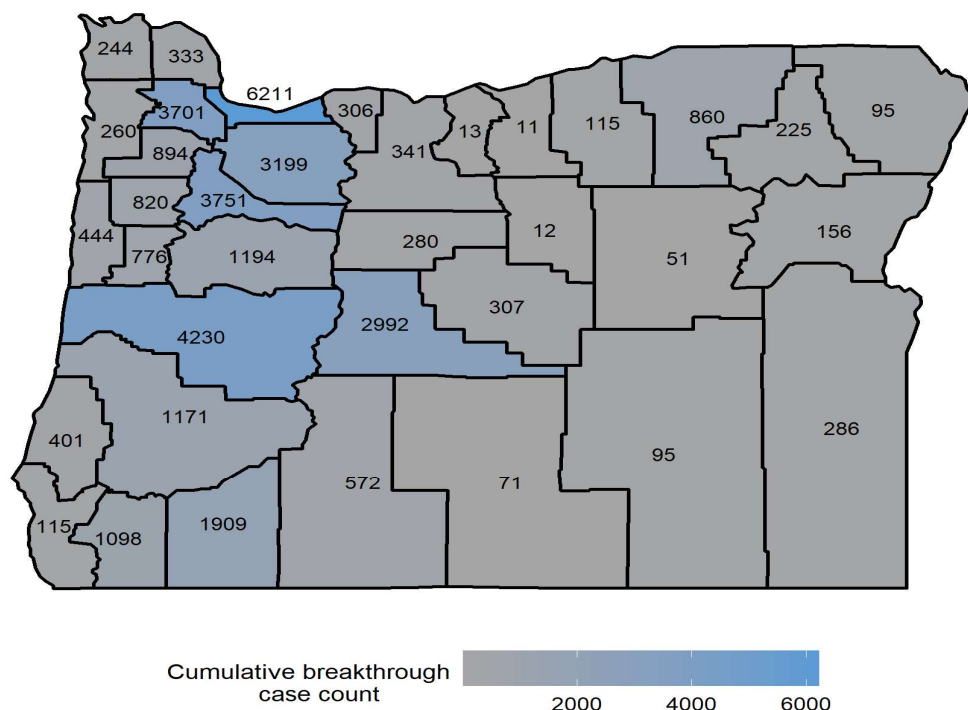
Breakthrough cases by county

Figure 3 and Table 9 show breakthrough cases by county. In general, cumulative breakthrough case counts correspond with the population size of each county. Additional information on cumulative cases can be found [here](#):

<https://public.tableau.com/app/profile/oregon.health.authority.covid.19/viz/OregonCOVID-19TestingandOutcomesbyCounty/OregonsCOVID-19TestingandOutcomesbyCounty>

Table 9 provides both cumulative and weekly data. The “Cases in previous week” column references the number of vaccine breakthrough cases newly reported between October 24 and October 30. This count may not reflect the full number of vaccine breakthrough cases that occurred during this time, as breakthrough case ascertainment can lag by several weeks.

Figure 3. Map of COVID-19 breakthrough case cumulative counts, by county of residence¹¹



¹¹ Counties that have a total of fewer than 10 cases will appear grey without a data label.

COVID-19 Breakthrough Report

Oregon's Weekly Surveillance Summary



Table 9. COVID-19 breakthrough cases by county of residence¹²

County	Cumulative cases	Cases in previous week
Baker	156	1-9
Benton	776	57
Clackamas	3199	221
Clatsop	244	1-9
Columbia	333	18
Coos	401	1-9
Crook	307	28
Curry	115	1-9
Deschutes	2992	228
Douglas	1171	58
Gilliam	11	1-9
Grant	51	0
Harney	95	1-9
Hood River	306	13
Jackson	1909	66
Jefferson	280	29
Josephine	1098	34
Klamath	572	48
Lake	71	1-9

¹² Counties that have a total of fewer than 10 cases will be reported as 1-9 cases.

COVID-19 Breakthrough Report

Oregon's Weekly Surveillance Summary



County	Cumulative cases	Cases in previous week
Lane	4230	172
Lincoln	444	18
Linn	1194	57
Malheur	286	1-9
Marion	3751	265
Morrow	115	1-9
Multnomah	6211	300
Polk	820	50
Sherman	13	1-9
Tillamook	260	1-9
Umatilla	860	38
Union	225	1-9
Wallowa	95	1-9
Wasco	341	15
Washington	3701	188
Wheeler	12	0
Yamhill	894	60