

Oregon's COVID-19 Update

New cases and deaths are reported from the previous day. The first business day following a weekend or holiday includes all newly reported data.

[Daily Data Update](#)
[Case and Testing](#)
[Hospital Capacity](#)
[Emergency Department](#)

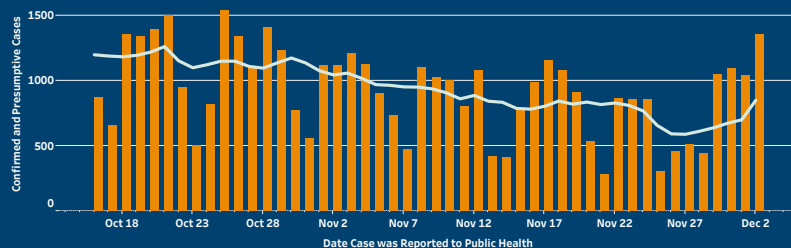
Data Current as of 12:01am 12/03/2021

Statewide Numbers from 12/2/2021

New Cases	7 Day Daily Average of Cases	Cases Per 100k in Previous 7 Days	COVID-19 Patients Hospitalized†	Tests Reported	Test Positivity	New Deaths
1,352 ▲*	850.0	139.4	397 ▲	23,892	6.4%	16

* Arrows indicate an increase or decrease from the previous day. †Hospitalization data from Oregon's Hospital Capacity Web System (HOSCAP).

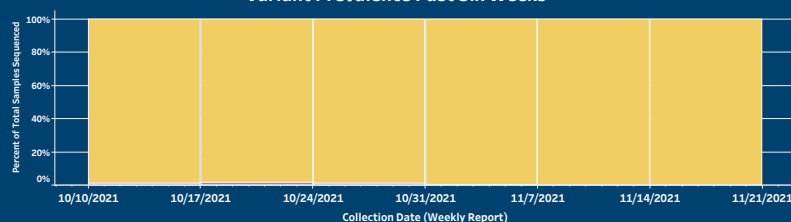
Daily Cases and 7 Day Moving Average over the Previous Six Weeks



November 27th COVID-19 Variant Cumulative Case Counts**

Variants of Concern	Variants of Interest	Variants Being Monitored			
Delta* (B.1.617.2, AY sublineages) 12,383	There are no Variants of Interest at this time.	Alpha (B.1.1.7, Q Sublineages)	3,108	Iota (B.1.526)	426
		Beta (B.1.351 and sublineages)	233	Kappa (B.1.617.1)	0
		Gamma (P.1 and sublineages)	1,187	B.1.617.3	0
		Epsilon (B.1.427/B.1.429)	1,260	Mu (B.1.621)	53
		Eta (B.1.525)	9	Zeta (P.2)	7

Variant Prevalence Past Six Weeks•



Alpha (B.1.1.7, Q sublineages)	Delta (B.1.617.2, AY sublineages)	Gamma (P.1 and sublineages)	Iota (B.1.526)	Mu (B.1.621)	All other variants
--------------------------------	-----------------------------------	-----------------------------	----------------	--------------	--------------------

For more information on all variants go to:

<https://public.tableau.com/app/profile/oregon.health.authority.covid.19/viz/GISAIDVariantDashboardUpdated/OregonVariantDashboard>

Variant Data is from the open-source sequencing data platform GISAID and will be updated weekly on Wednesdays. For more info on GISAID click here.

Daily and Cumulative County Numbers from 12/2/2021

County	New Cases	7 Day Daily Average of New Cases	Cases Per 100k in Last 7 Days	Test Positivity	Deaths Reported	Cumulative Cases†	Cumulative Deaths
Baker	3	5	195.2	6.3%	0	2,218	33
Benton	21	11	84.5	3.3%	0	6,153	38
Clackamas	95	78	127.3	7.1%	0	33,040	387
Clatsop	7	5	91.2	28.3%	0	2,636	35
Columbia	21	17	221.5	21.3%	0	4,380	56
Coos	40	24	265.3	11.2%	1	5,768	109
Crook	45	16	469.3	9.0%	1	3,430	57
Curry	8	4	126.1	6.4%	0	1,939	39
Deschutes	74	72	256.3	8.3%	0	23,795	189
Douglas	45	34	213.3	9.7%	0	13,523	293
Gilliam			0.0	0.0%	0	185	4
Grant	6	1	82.0	0.0%	1	1,091	16
Harney	8	3	261.0	10.5%	0	1,213	33
Hood River	14	7	179.4	20.4%	0	2,165	37
Jackson	63	52	162.2	8.1%	1	25,105	363
Jefferson	19	9	261.4	12.6%	0	4,243	66
Josephine	35	28	224.1	6.8%	1	10,278	247
Klamath	22	16	160.1	4.0%	0	9,112	149
Lake	2		173.4	10.5%	0	1,056	17
Lane	181	70	128.5	6.9%	1	30,428	361
Lincoln	16	10	149.1	7.0%	0	3,658	52
Linn	92	43	238.8	9.4%	2	14,859	183
Malheur	2	2	37.4	4.8%	0	5,932	92
Marion	105	71	142.9	8.8%	0	40,153	516
Morrow		1	54.6	0.0%	0	1,978	25
Multnomah	150	111	94.0	3.6%	3	60,720	847
Polk	55	23	195.7	8.3%	0	8,325	102
Sherman	2	0	167.1	0.0%	0	193	3
Tillamook	4	5	124.4	6.0%	0	2,180	46
Umatilla	3	7	56.4	1.4%	1	15,144	184
Union	12	5	137.9	6.0%	1	3,407	56
Wallowa	1	2	209.5	0.0%	0	763	13
Wasco	9	5	135.6	6.3%	0	3,186	46
Washington	159	90	101.8	4.7%	3	42,359	405
Wheeler			0.0		0	114	1
Yamhill	35	21	133.5	8.9%	0	9,840	143

Notes: Data are provisional and subject to change.

*Total cases include both presumptive and confirmed cases. Presumptive cases are people without a positive diagnostic test who have COVID-19-like symptoms and had close contact with a laboratory confirmed case.

** On September 23, 2021 the CDC added a classification of Variants Being Monitored. This classification includes variants previously designated Variants of Interest (VOIs) or Variants of Concern (VOCs) that are no longer detected or are circulating at very low levels in the United States, and do not pose a significant or imminent risk to public health in the United States.

• The Delta variant number aggregates the pango lineages B.1.617.2 and AY.3-32 as Delta, and AY.1-2 as Delta Plus. The disaggregation of these lineages can be seen on the Variant Dashboard.

There is a time-lag of approximately two weeks between when a sample is collected, sequenced and then reported by GISAID. This chart reflects that time-lag.

†The cumulative cases by county list does not include cases whose county of residence is unknown.

Oregon's COVID-19 Update

[Daily Data Tab](#)
[Case and Testing](#)
[Hospital Capacity](#)
[Emergency Department](#)

Data Current as of 12:01am 12/03/2021

Oregon COVID-19 Testing Results as Reported to OPERA†

Total Cases	394,569	Total Deaths	5,243
Cumulative COVID-19 Electronic Lab Reports (ELR) Testing in Oregon		Testing at Oregon State Public Health Lab (OSPHL)	
Positive	536,989	Specimens received	122
Negative	7,605,102	Test results released	174
Grand Total	8,142,091	Specimens pending as of 8:00 PM yesterday	93
		Total Tested at OSPHL	38,080

Age, Sex and Hospitalization Status for Confirmed and Presumptive COVID-19 Cases (Cumulative)

Cases by Age Group

9 and younger	25,954 (6.6%)
10 to 19	48,477 (12.3%)
20 to 29	75,526 (19.1%)
30 to 39	69,116 (17.5%)
40 to 49	58,607 (14.9%)
50 to 59	48,570 (12.3%)
60 to 69	34,974 (8.9%)
70 to 79	20,317 (5.1%)
80+	12,324 (3.1%)
Not Available	704 (0.2%)
Grand Total	394,569 (100.0%)

Cases by Sex (as reported to OHA)

Female	198,946 (50.4%)
Male	187,846 (47.6%)
Non-binary	42 (0.0%)
Not Available	7,735 (2.0%)
Grand Total	394,569 (100.0%)

Hospitalized During Illness?

Yes	21,104 (5.3%)
No	217,027 (55.0%)
Not available	156,438 (39.6%)
Grand Total	394,569 (100.0%)

Race, Ethnicity, Select Symptoms and Risk Factors for Confirmed and Presumptive COVID-19 Cases

Cases by Race

White	213,172 (54.0%)
Black	8,767 (2.2%)
Asian	8,598 (2.2%)
American Indian/Alaska Native	6,545 (1.7%)
Pacific Islander	2,247 (0.6%)
Other	56,010 (14.2%)
Multiracial	5,589 (1.4%)
Not available	93,641 (23.7%)
Grand Total	394,569 (100.0%)

Health Care Worker?

Yes	18,465 (4.7%)
No	159,419 (40.4%)
Not available	216,685 (54.9%)
Grand Total	394,569 (100.0%)

Congregate Setting‡

Yes	22,063 (5.6%)
No	156,065 (39.6%)
Not available	216,441 (54.9%)
Grand Total	394,569 (100.0%)

Cases by Ethnicity

Hispanic	63,955 (16.2%)
Not Hispanic	199,894 (50.7%)
Not Available	130,720 (33.1%)
Grand Total	394,569 (100.0%)

The Oregon COVID-19 epidemiological curve is available on the OHA COVID-19 webpage in the "Case and Testing Counts" Tableau Dashboard. Please click the orange box to the right to be redirected.

[Oregon Epi Curve](#)

Notes:

Data are provisional and subject to change. Monday's COVID-19 Update includes new cases and deaths reported 12:01am Friday to 12:01am Monday. Monday's 'Testing at OSPHL' numbers are also summarized from the entire weekend.

*Total cases include both presumptive and confirmed cases. Presumptive cases are people without a positive diagnostic test who have COVID-19-like symptoms and had close contact with a laboratory confirmed case.

†OPERA is the state of Oregon's electronic disease surveillance system for COVID-19.

‡Congregate settings include, but are not limited to, long-term care facilities, group homes, shelters, prisons, etc.



The Oregon Health Authority (OHA) is part of the statewide response working to address and reduce the effects of COVID-19 on the lives of Oregonians. Data presented here are from the OHA Public Health Division.

[OHA COVID-19 Website](#)

[View All COVID-19 Data Dashboards](#)

[Contact Us](#)

Oregon's COVID-19 Update

Daily Data Update

Case and Testing

Hospital Capacity

Emergency Department

Data current as of 9:00am 12/3/2021

Hospital Capacity and Usage in Oregon as reported to HOSCAP*

Overall Capacity	Available	Total Staffed
Available Adult ICU Beds	55	Staffed Adult ICU Beds 692
Available Adult non-ICU Beds	327	Staffed Adult non-ICU Beds 4,094
Available Pediatric ICU Beds	11	Staffed Pediatric ICU Beds 40
Available Pediatric non-ICU Beds	31	Staffed Pediatric non-ICU Beds 264
Available Neonatal ICU Beds	57	Staffed Neonatal ICU Beds 276

COVID-19 Details	Total COVID-19 patients	Only COVID-19 Positive Patients
All Current COVID Patients	416	All COVID-Positive Patients 397
Patients in ICU Beds	98	Positive Patients in ICU Beds 94
Patients on Ventilators	50	Positive Patients on Ventilators 47

Available Ventilators 847

Additional HOSCAP information is available on Oregon's HOSCAP dashboard. Please click the orange button to the right to be redirected.

[Oregon HOSCAP Update](#)

Notes

Data are provisional and subject to change.

*"Total COVID-19 patients" include any patient who has either suspected COVID-19 or a positive COVID-19 test.

*Every hospital in Oregon is asked to submit data twice daily to Oregon's Hospital Capacity Web System (HOSCAP). Data are based on the most recent report from the hospitals, available as of 9:00am. Hospital staff are asked to enter bed capacity information, by type, as well as the number of patients with suspected or confirmed COVID-19 illness who are currently hospitalized at the time of data entry. These data may conflict with hospitalization status in Orpheus due to case reporting and investigation lags and temporary discrepancies in case classification.

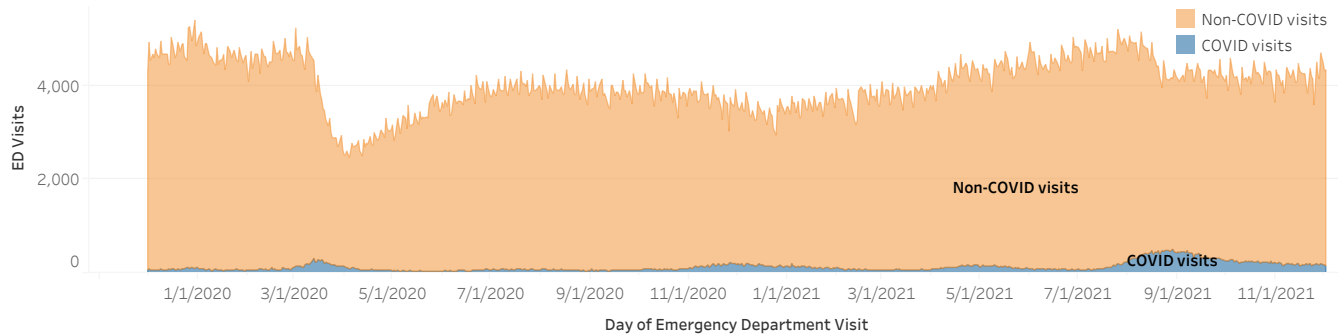
Oregon's COVID-19 Update

[Daily Data Update](#)
[Case and Testing](#)
[Hospital Capacity](#)
[Emergency Department](#)

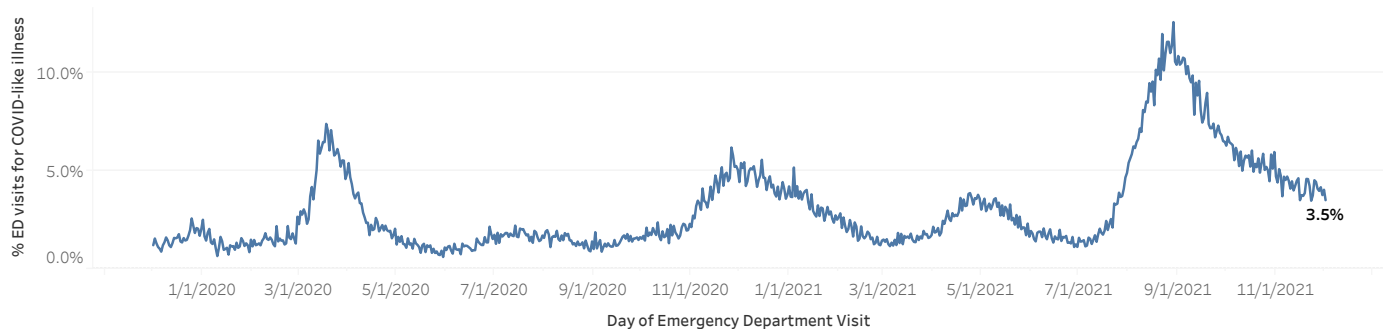
Data Current as of 12:01am 12/03/2021

Emergency department visits in Oregon for COVID-19-like illness peaked in late August 2021 and are declining

This chart shows the number of statewide emergency department visits daily and whether they were for COVID-19-like illness (CLI).



This chart shows the percent of statewide emergency department visits for COVID-19-like illness (CLI) by day.


[Downloadable weekly emergency department data](#)

Notes

Data are from Oregon's Electronic Surveillance System for the Early Notification of Community-based Epidemics (ESSENCE), which allows for public health to monitor what is happening in emergency departments across the state. Oregon ESSENCE receives daily reports of ED visits from all 60 non-federal hospitals in Oregon. Data are provisional and subject to change.