



The Oregon Health Authority (OHA) is part of the statewide response working to address and reduce the effects of COVID-19 on the lives of Oregonians. Data presented here are from the OHA Public Health Division.

[OHA COVID-19 Website](#)

[View All COVID-19 Data Dashboards](#)

Contact Us

Oregon’s COVID-19 Update

New cases and deaths are reported from the previous day. The first business day following a weekend or holiday includes all newly reported data.

- Daily Data Update
- Case and Testing
- Hospital Capacity
- Emergency Department

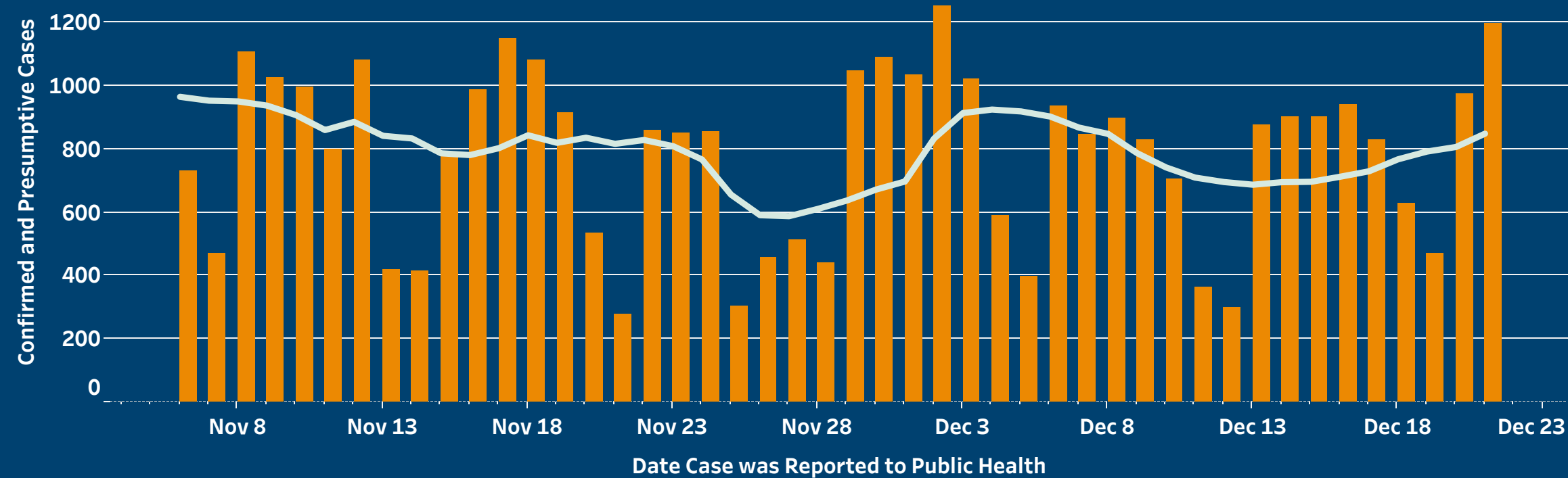
Data Current as of 12:01am 12/22/2021

Statewide Numbers from 12/21/2021

New Cases	7 Day Daily Average of Cases	Cases Per 100k in Previous 7 Days	COVID-19 Patients Hospitalized†	Tests Reported	Test Positivity	New Deaths
1,197 ▲*	849.4	139.3	342 ▲	23,751	6.7%	31

* Arrows indicate an increase or decrease from the previous day. †Hospitalization data from Oregon’s Hospital Capacity Web System (HOSCAP).

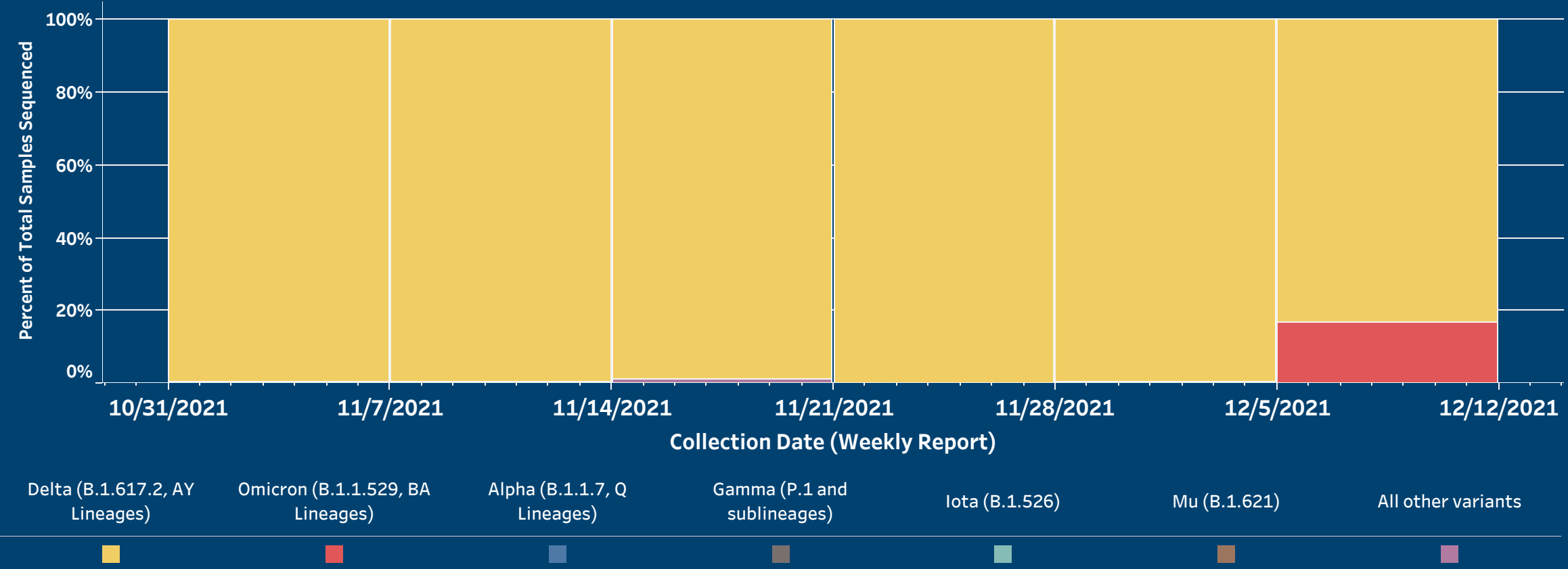
Daily Cases and 7 Day Moving Average over the Previous Six Weeks



December 18, 2021 COVID-19 Variant Cumulative Case Counts**

Variants of Concern		Variants of Interest	Variants Being Monitored	
Delta (B.1.617.2, AY Lineages)	15,256	There are no Variants of Interest at this time.	Alpha (B.1.1.7, Q Lineages)	3,111
Omicron (B.1.1.529, BA Lineages)	3		Beta (B.1.351 and sublineages)	233
			Gamma (P.1 and sublineages)	1,185
			Epsilon (B.1.427/B.1.429)	1,293
			Eta (B.1.525)	9
			Iota (B.1.526)	426
			Kappa (B.1.617.1)	0
			B.1.617.3	0
			Mu (B.1.621)	57
			Zeta (P.2)	7

Variant Prevalence Past Six Weeks♦



For more information on all variants go to: <https://public.tableau.com/app/profile/oregon.health.authority.covid.19/viz/GISAIDVariantDashboardUpdated/OregonVariantDashboard>

Variant Data is from the open-source sequencing data platform GISAID and will be updated weekly on Wednesdays. For more info on GISAID click here.

Daily and Cumulative County Numbers from 12/21/2021

County	New Cases	7 Day Daily Average of New Cases	Cases Per 100k in Last 7 Days	Test Positivity	Deaths Reported	Cumulative Cases†	Cumulative Deaths
Baker	11	4	171.5	17.6%	0	2,286	36
Benton	19	17	122.5	3.9%	0	6,468	42
Clackamas	120	81	133.6	7.4%	3	34,389	419
Clatsop	9	8	139.4	7.5%	0	2,780	35
Columbia	17	24	311.6	3.9%	1	4,678	61
Coos	25	18	202.2	8.6%	1	6,184	118
Crook	11	6	166.4	7.2%	0	3,565	60
Curry	5	3	78.2	7.1%	1	1,979	40
Deschutes	98	64	228.9	10.7%	1	24,850	211
Douglas	27	22	137.7	8.4%	1	14,066	312
Gilliam		0	100.5	0.0%	0	192	4
Grant	9	4	355.4	11.4%	0	1,134	17
Harney	3	1	109.9	3.7%	1	1,241	34
Hood River	6	4	101.4	3.5%	0	2,240	38
Jackson	73	47	148.3	7.7%	3	25,942	383
Jefferson	6	5	157.6	6.1%	0	4,352	69
Josephine	38	25	198.7	6.6%	0	10,733	260
Klamath	18	10	99.9	11.3%	0	9,280	164
Lake	2	1	86.7	4.3%	0	1,075	21
Lane	106	66	121.1	9.0%	4	31,416	381
Lincoln	4	7	95.2	1.9%	0	3,808	58
Linn	52	41	223.8	6.1%	2	15,605	203
Malheur	2	2	37.4	4.4%	0	5,972	94
Marion	86	65	130.9	9.2%	1	41,349	543
Morrow	8	2	132.6	24.2%	0	2,021	25
Multnomah	253	158	133.1	5.2%	7	63,123	900
Polk	22	15	128.9	7.2%	0	8,652	109
Sherman		0	111.4	0.0%	0	197	3
Tillamook	6	8	214.9	6.3%	0	2,342	48
Umatilla	13	8	71.2	7.3%	0	15,312	186
Union	2	2	52.2	3.9%	0	3,481	61
Wallowa		1	55.9	0.0%	0	772	13
Wasco	4	4	106.2	12.9%	0	3,269	48
Washington	122	104	117.1	5.4%	3	44,077	437
Wheeler			0.0	16.7%	1	137	2
Yamhill	20	23	147.3	7.0%	1	10,265	155

Notes: Data are provisional and subject to change.

*Total cases include both presumptive and confirmed cases. Presumptive cases are people without a positive diagnostic test who have COVID-19-like symptoms and had close contact with a laboratory confirmed case.

** On September 23, 2021 the CDC added a classification of Variants Being Monitored. This classification includes variants previously designated Variants of Interest (VOIs) or Variants of Concern (VOCs) that are no longer detected or are circulating at very low levels in the United States, and do not pose a significant or imminent risk to public health in the United States.

♦ The Delta variant number aggregates the pango lineages B.1.617.2 and AY.

*Omicron equencing results were reported via the submitting lab. This dashboard will be updated with additional information on Wednesday 12/15/2021. There is a time-lag of approximately two weeks between when a sample is collected, sequenced and then reported by GISAID. This chart reflects that time-lag.

†The cumulative cases by county list does not include cases whose county of residence is unknown.



The Oregon Health Authority (OHA) is part of the statewide response working to address and reduce the effects of COVID-19 on the lives of Oregonians. Data presented here are from the OHA Public Health Division.

[OHA COVID-19 Website](#)

[View All COVID-19 Data Dashboards](#)

 **Contact Us**

Oregon’s COVID-19 Update

- Daily Data Tab
- Case and Testing
- Hospital Capacity
- Emergency Department

Data Current as of 12:01am 12/22/2021

Oregon COVID-19 Testing Results as Reported to OPERA†

Total Cases	409,232	Total Deaths	5,590
Cumulative COVID-19 Electronic Lab Reports (ELR) Testing in Oregon		Testing at Oregon State Public Health Lab (OSPHL)	
Positive	555,937	Specimens received	339
Negative	7,957,062	Test results released	139
Total Tests	8,512,999	Specimens pending as of 8:00 PM yesterday	350
		Grand Total Results Released	105,322

Age, Sex and Hospitalization Status for Confirmed and Presumptive COVID-19 Cases (Cumulative)

Cases by Age Group

9 and younger	27,399 (6.7%)
10 to 19	50,297 (12.3%)
20 to 29	78,042 (19.1%)
30 to 39	71,864 (17.6%)
40 to 49	60,650 (14.8%)
50 to 59	50,209 (12.3%)
60 to 69	36,296 (8.9%)
70 to 79	21,081 (5.2%)
80+	12,665 (3.1%)
Not Available	729 (0.2%)
Grand Total	409,232 (100.0%)

Cases by Sex (as reported to OHA)

Female	206,112 (50.4%)
Male	194,747 (47.6%)
Non-binary	44 (0.0%)
Not Available	8,329 (2.0%)
Grand Total	409,232 (100.0%)

Hospitalized During Illness?

Yes	21,910 (5.4%)
No	225,064 (55.0%)
Not available	162,258 (39.6%)
Grand Total	409,232 (100.0%)

Race, Ethnicity, Select Symptoms and Risk Factors for Confirmed and Presumptive COVID-19 Cases

Cases by Race

White	221,544 (54.1%)
Black	9,074 (2.2%)
Asian	8,959 (2.2%)
American Indian/Alaska Native	6,759 (1.7%)
Pacific Islander	2,288 (0.6%)
Other	57,119 (14.0%)
Multiracial	5,784 (1.4%)
Not available	97,705 (23.9%)
Grand Total	409,232 (100.0%)

Health Care Worker?

Yes	18,965 (4.6%)
No	165,254 (40.4%)
Not available	225,013 (55.0%)
Grand Total	409,232 (100.0%)

Congregate Setting‡

Yes	22,384 (5.5%)
No	160,700 (39.3%)
Not available	226,148 (55.3%)
Grand Total	409,232 (100.0%)

Cases by Ethnicity

Hispanic	65,227 (15.9%)
Not Hispanic	208,526 (51.0%)
Not Available	135,479 (33.1%)
Grand Total	409,232 (100.0%)

The Oregon COVID-19 epidemiological curve is available on the OHA COVID-19 webpage in the “Case and Testing Counts” Tableau Dashboard. Please click the orange box to the right to be redirected.

Oregon Epi Curve

Notes:
Data are provisional and subject to change. Monday’s COVID-19 Update includes new cases and deaths reported 12:01am Friday to 12:01am Monday. Monday’s ‘Testing at OSPHL’ numbers are also summarized from the entire weekend.
*Total cases include both presumptive and confirmed cases. Presumptive cases are people without a positive diagnostic test who have COVID-19-like symptoms and had close contact with a laboratory confirmed case.
†OPERA is the state of Oregon’s electronic disease surveillance system for COVID-19.
‡Congregate settings include, but are not limited to, long-term care facilities, group homes, shelters, prisons, etc.



The Oregon Health Authority (OHA) is part of the statewide response working to address and reduce the effects of COVID-19 on the lives of Oregonians. Data presented here are from the OHA Public Health Division.

[OHA COVID-19 Website](#)

[View All COVID-19 Data Dashboards](#)

 [Contact Us](#)

Oregon’s COVID-19 Update

- Daily Data Update
- Case and Testing
- Hospital Capacity
- Emergency Department

Data current as of 9:00am 12/22/2021

Hospital Capacity and Usage in Oregon as reported to HOSCAP*					
Overall Capacity		Available		Total Staffed	
Available Adult ICU Beds		59	Staffed Adult ICU Beds		673
Available Adult non-ICU Beds		269	Staffed Adult non-ICU Beds		4,135
Available Pediatric ICU Beds		3	Staffed Pediatric ICU Beds		46
Available Pediatric non-ICU Beds		55	Staffed Pediatric non-ICU Beds		267
Available Neonatal ICU Beds		49	Staffed Neonatal ICU Beds		273
COVID-19 Details		Total COVID-19 patients		Only COVID-19 Positive Patients	
All Current COVID Patients		350	All COVID-Positive Patients		342
Patients in ICU Beds		92	Positive Patients in ICU Beds		87
Patients on Ventilators		42	Positive Patients on Ventilators		42
Available Ventilators		840			

Additional HOSCAP information is available on Oregon’s HOSCAP dashboard. Please click the orange button to the right to be redirected.

Oregon
HOSCAP
Update

Notes

Data are provisional and subject to change.

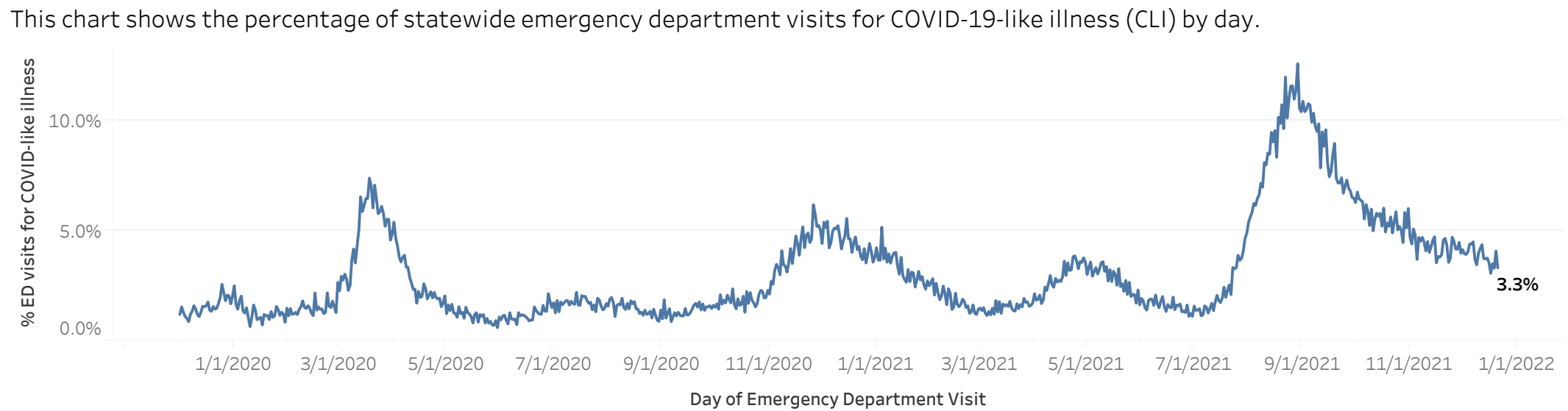
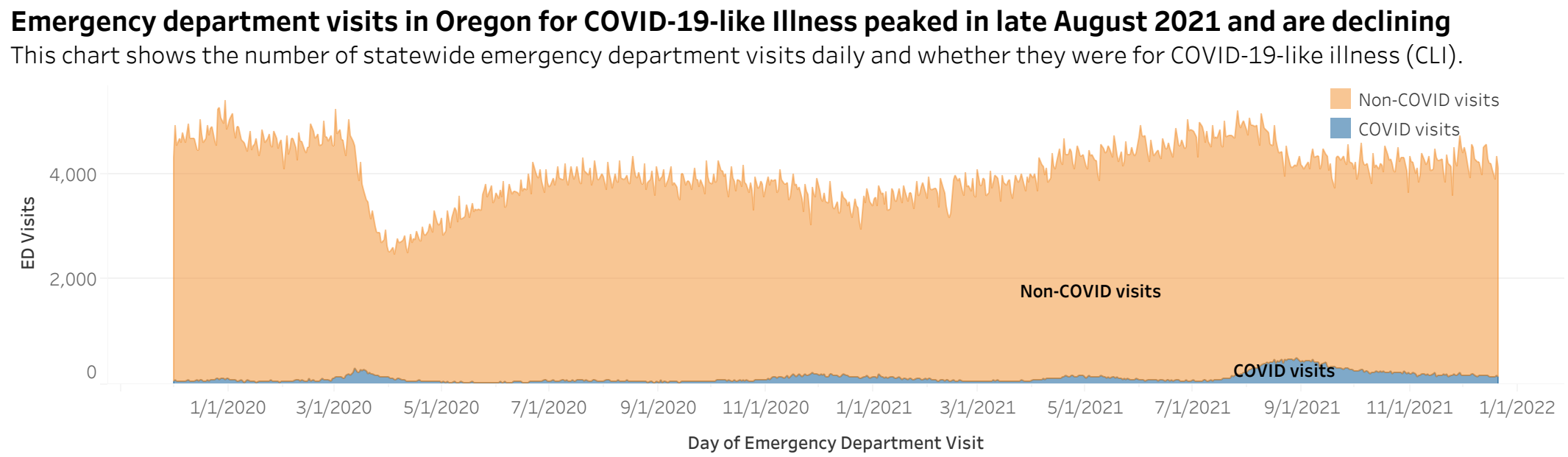
*"Total COVID-19 patients" include any patient who has either suspected COVID-19 or a positive COVID-19 test.

*Every hospital in Oregon is asked to submit data twice daily to Oregon’s Hospital Capacity Web System (HOSCAP). Data are based on the most recent report from the hospitals, available as of 9:00am. Hospital staff are asked to enter bed capacity information, by type, as well as the number of patients with suspected or confirmed COVID-19 illness who are currently hospitalized at the time of data entry. These data may conflict with hospitalization status in Orpheus due to case reporting and investigation lags and temporary discrepancies in case classification.

Oregon’s COVID-19 Update

- Daily Data Update
- Case and Testing
- Hospital Capacity
- Emergency Department

Data Current as of 12:01am 12/22/2021



[Downloadabe weekly emergency department data](#)

Notes
Data are from Oregon’s Electronic Surveillance System for the Early Notification of Community-based Epidemics (ESSENCE), which allows for public health to monitor what is happening in emergency departments across the state. Oregon ESSENCE receives daily reports of ED visits from all 60 non-federal hospitals in Oregon. Data are provisional and subject to change.