Oregon Housing and Community Services

2027-29 Agency Request Budget

Tina Kotek
Governor

Andrea Bell
Executive Director

725 Summer St NE Suite B Salem OR 97301
Phone: 503.986.2000 | FAX: 503.986.2020
www.oregon.gov/ohcs

BUDGET NARRATIVE

Table of Contents

Certification 1
Legislative Action 2

Agency Summary
Budget Summary Graphics 5
Mission Statement and Statutory Authority 12
Agency Strategic Planning 14
Criteria for 2027-29 Budget Development 15
Diversity, Equity, and Inclusion Action Plan 19
IT Project Prioritization Matrix 25
Summary of 2027-29 Budgets (ORBITS) 34
Program Prioritization 37
Reduction Options 38
2025-27 Organizational Chart 46
2027-29 Organizational Chart 47

Revenues
Revenue Discussion and Tables 49
ORBITS Report BPR012 66

Housing Stabilization Programs
Program Unit Organizational Charts 78
Executive Summary 82
Program Unit Description 87
Essential Packages 107
Policy Packages 113
Detail of Lottery Funds, Other Funds, and Federal Funds Revenue 129

Project-Based Rental Assistance Programs

Program Unit Organizational Charts 131
Executive Summary 133
Program Unit Description 135
Essential Packages 138
Policy Packages 144
Detail of Lottery Funds, Other Funds, and Federal Funds Revenue 160

Multifamily Rental Housing Programs
Program Unit Organizational Charts 163
Executive Summary 171
Program Unit Overview 177
Essential Packages 179
Policy Packages 186
Detail of Lottery Funds, Other Funds, and Federal Funds Revenue 198

Single Family Housing Programs
Program Unit Organizational Charts 203
Executive Summary 205
Program Unit Description 213
Essential Packages 215
Policy Packages 222
Detail of Lottery Funds, Other Funds, and Federal Funds Revenue 258

Disaster Recovery & Resilience
Program Unit Organizational Charts 262
Executive Summary 264
Program Unit Description 266
Essential Packages 272
Detail of Lottery Funds, Other Funds, and Federal Funds Revenue 283

BUDGET NARRATIVE

Central Services
Program Unit Organizational Charts 286
Executive Summary 294
Program Unit Description 295
Essential Packages 299
Detail of Lottery Funds, Other Funds, and Federal Funds Revenue 305

Bond Activities and Debt Service
Program Unit Organizational Charts 308
Executive Summary 310
Program Unit Description 311
Essential Packages 319
Policy Packages 324
Detail of Lottery Funds, Other Funds, and Federal Funds Revenue 345

Capital Construction
Executive Summary 350
Program Unit Description 351
Essential Packages 353
Policy Packages 356
Detail of Lottery Funds, Other Funds, and Federal Funds Revenue 370

Capital Budgeting
Capital Financing Six-Year Forecast 373

Special Reports
IT Project Prioritization Matrix 393
IT Project Spreadsheet 400
Annual Performance Progress Report 401
Supervisory Ration 402

ORBITS Reports

BDV001A Agency Worksheet - Revenues and Expenditures 406
BDV002A Detail Revenues & Expenditures – Requested Budget 544
BDV004B Detail Revenues & Expenditures – Essential Packages 630
BDV004B Detail Revenues & Expenditures – Policy Packages 683
BSU003A Summary Cross Reference Listing and Packages 766
BSU004A Policy Package List by Priority 772

ORPICS Reports

PICS100 Position Budget Report list by DCR 774
PICS116 Net Package Fiscal Impact Report ARB (Policy Packages) 819
PICS116 Net Package Fiscal Impact Report CSL (Essential Packages) 822

CERTIFICATION

I hereby certify that the accompanying summary and detailed statements are true and correct to the best of my knowledge and belief and that the accuracy of all numerical information has been verified.

Oregon Housing and Community Services

AGENCY NAME

725 Summer Street NE, Salem, OR, 97301

AGENCY ADDRESS

SIGNATURE

Executive Director

TITLE

Notice: Requests of agencies headed by a board or commission must be approved by official action of those bodies and signed by the board or commission chairperson. The requests of other agencies must be approved and signed by the agency director or administrator.

X Agency Request

_____ Governor's Budget

_____ Legislatively Adopted

Legislative Actions

OREGON HOUSING and COMMUNITY SERVICES

Agency Number - Agency Name

Agency Contact:	**Melissa Schindlet**
Date Submitted:	
CFO Analyst:	**Kim McCarty**

Session/Eboard	Month (Eboard only)	Year	Bill Number	Short Description of Action Taken
Session		2025	HB 5011	Agency Main Budget Bill
Session		2025	HB 5006	End of Session Bill
Session		2025	HB 3589A	Seniors & Disabled Housing Initiative
Session		2025	HB 3792	Public Purpose Charge Change
Session		2025	HB 5506	Capital Construction
Session		2025	HB 3145	Factory-Produced Housing for Low-income Households
Session		2025	SB 51	Housing Development Centers
Session		2025	SB 684	Admin related to loans to provide permanent long-term financing for residential housing -ARH
Session		2026	SB 5702	Capital Construction
Session		2026	HB 4036	Legislative Actions
Session		2026	HB 5204	End of Session Bill

Agency Summary

OREGON HOUSING and COMMUNITY SERVICES

Agencywide Summary Graphics



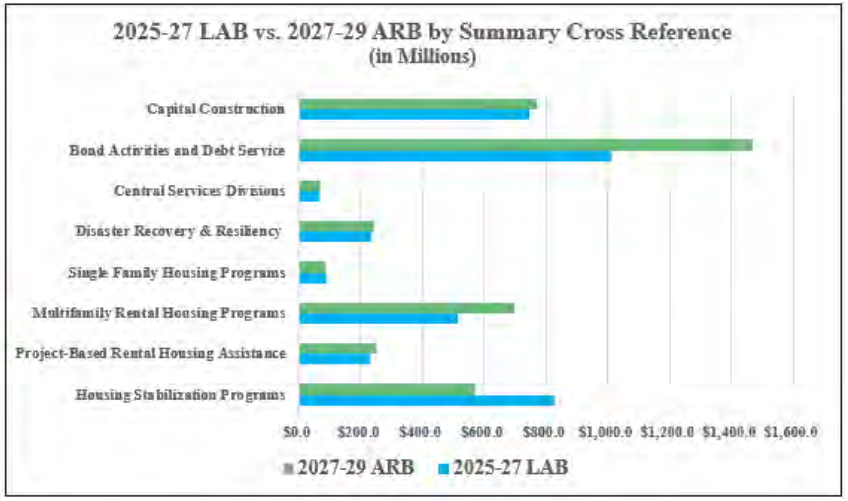

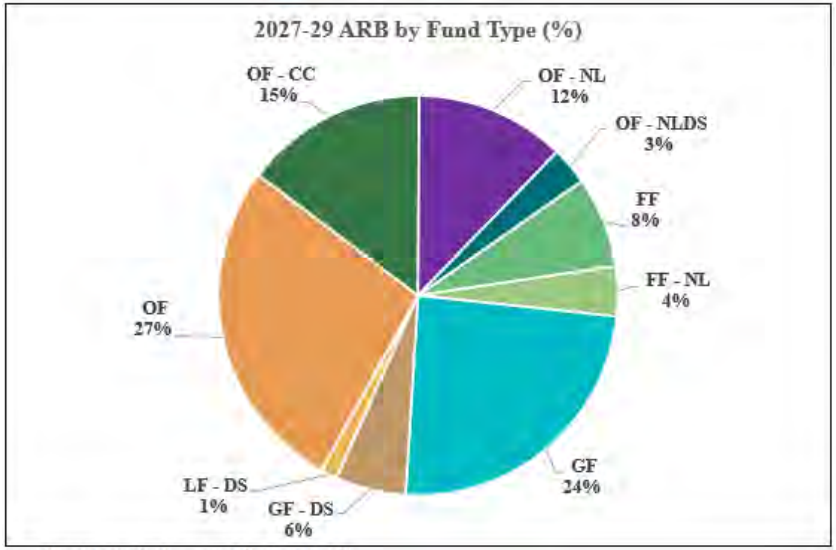

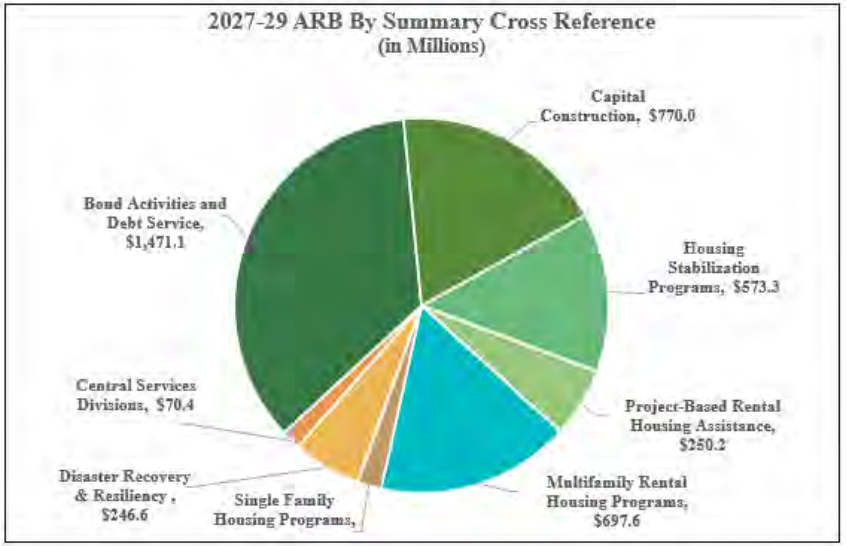

*Legislatively Approved Budget (LAB)
*Agency Request Budget (ARB)

Housing Stabilization Graphics

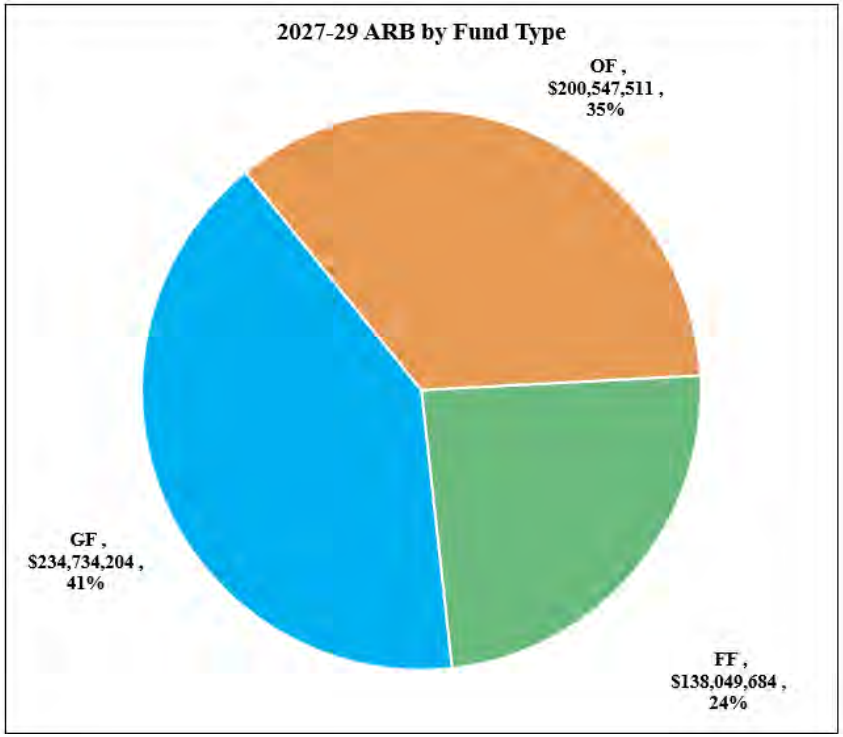

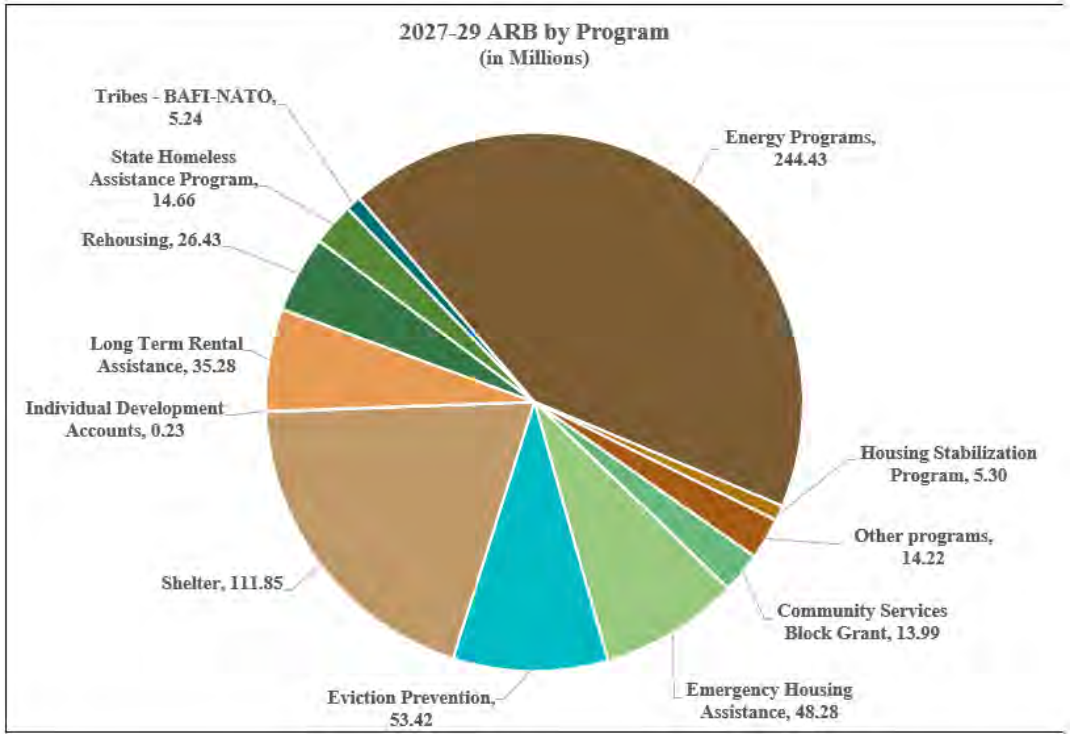

Project-Based Rental Housing Assistance Graphics

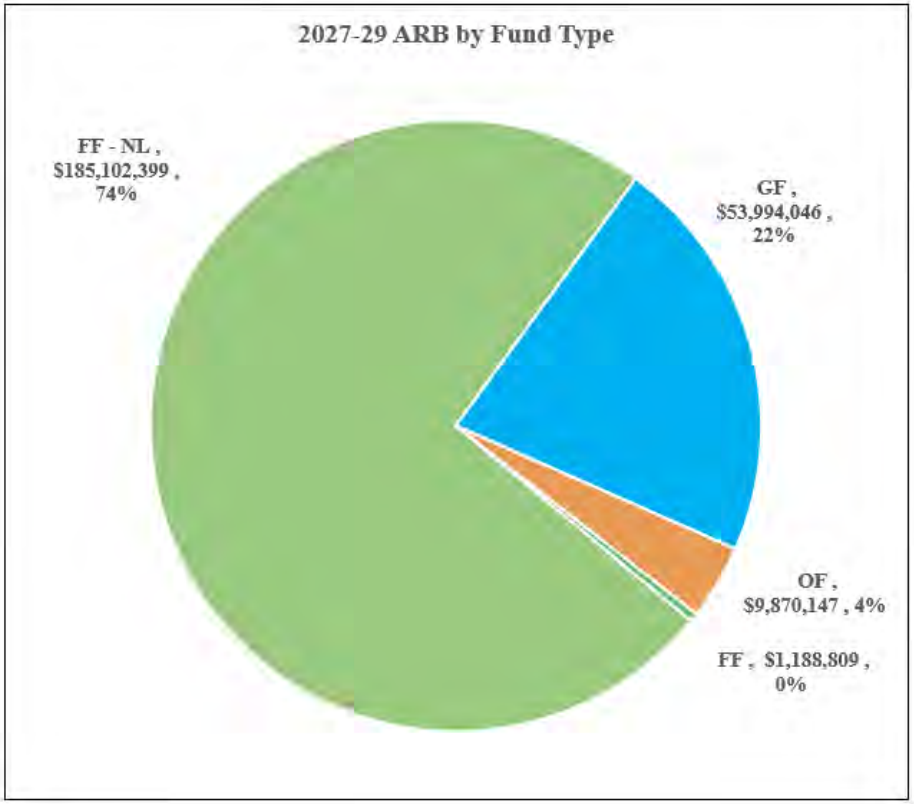

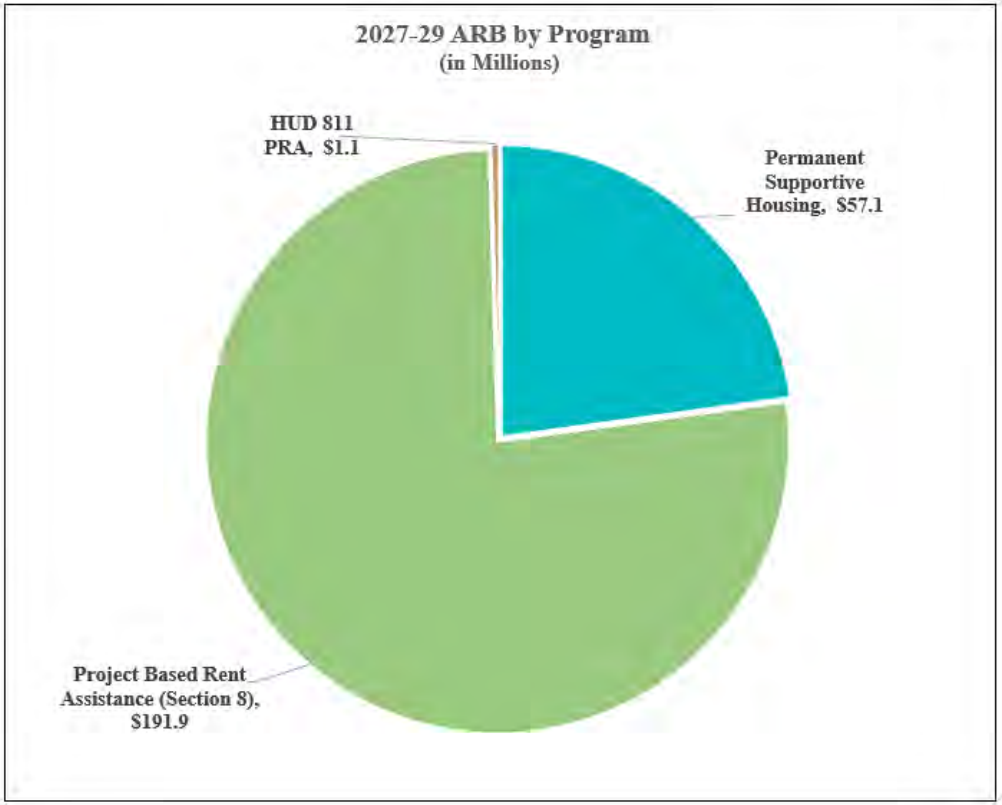

Affordable Rental Housing (a.k.a. Multifamily) Graphics

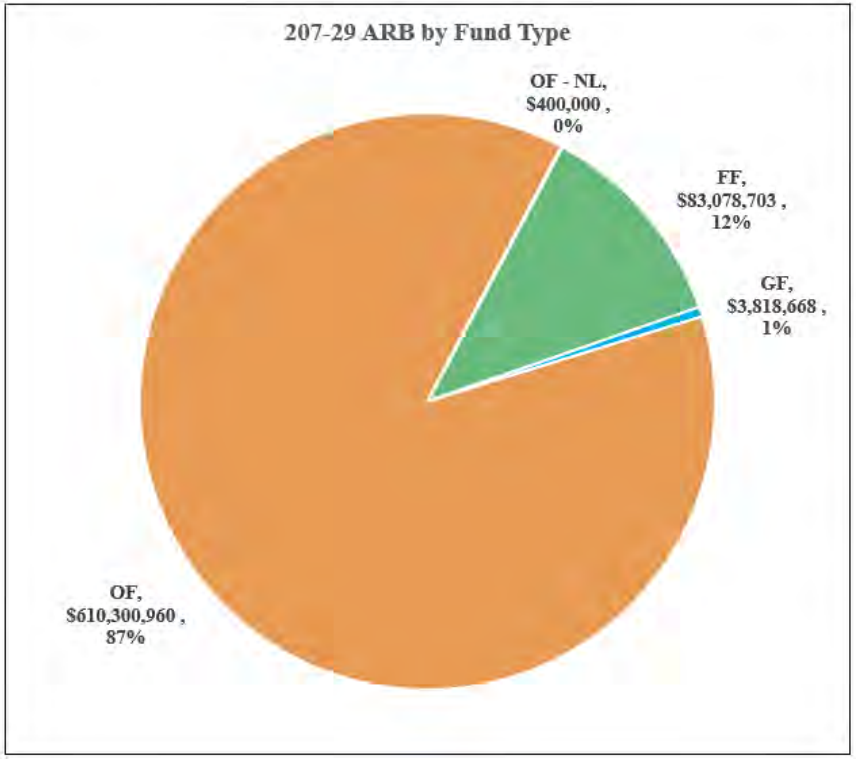

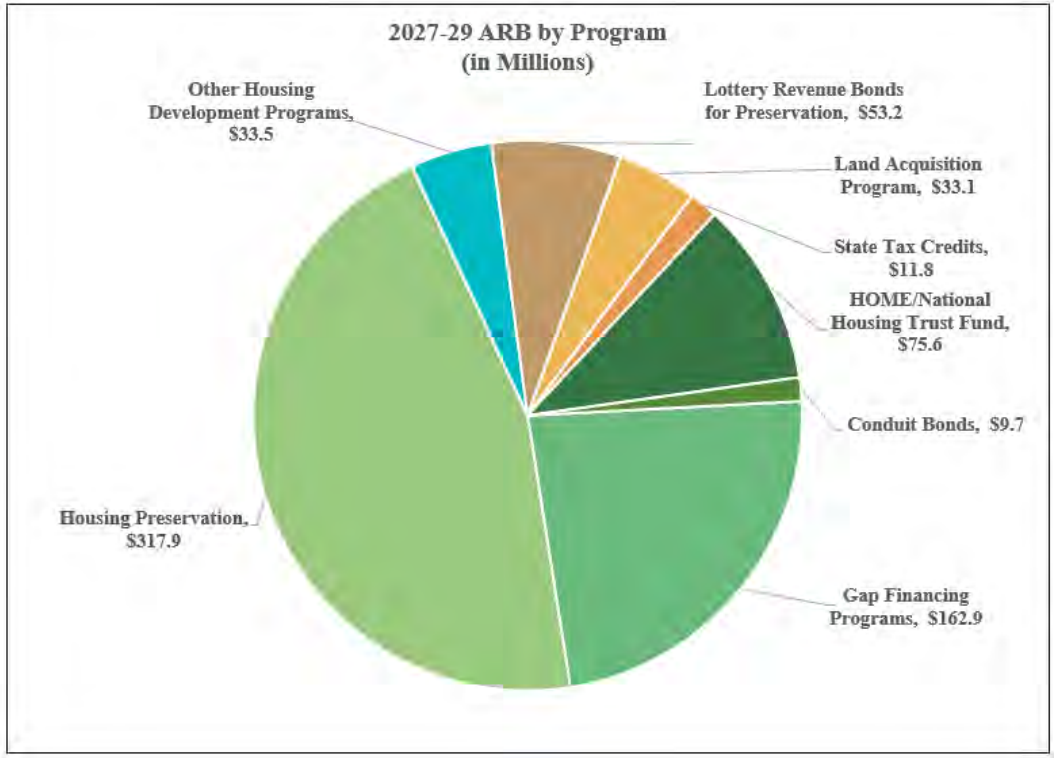

Homeownership (a.k.a. Single-Family Housing) Graphics

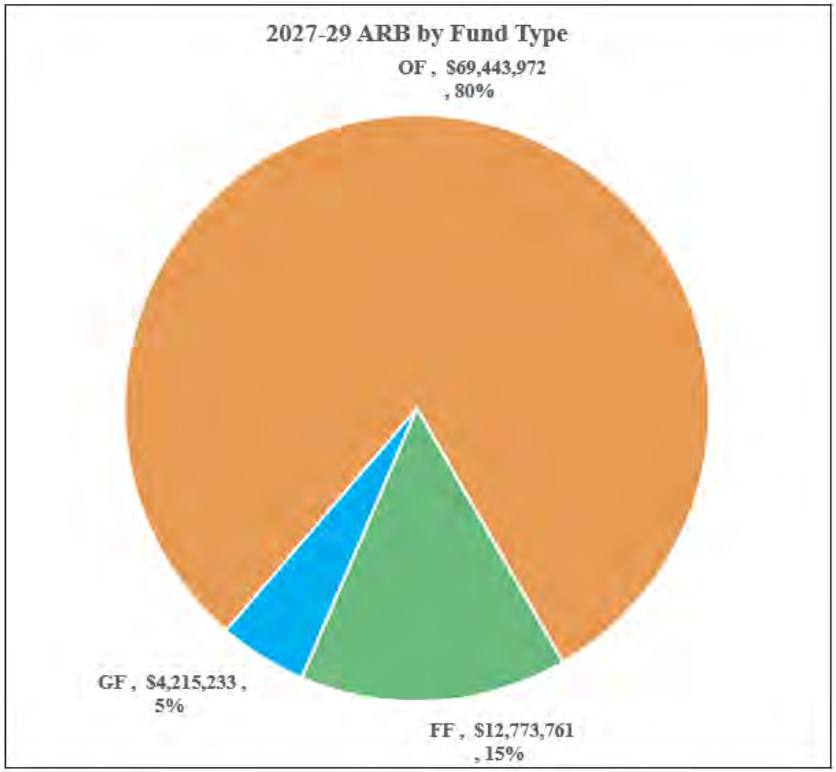

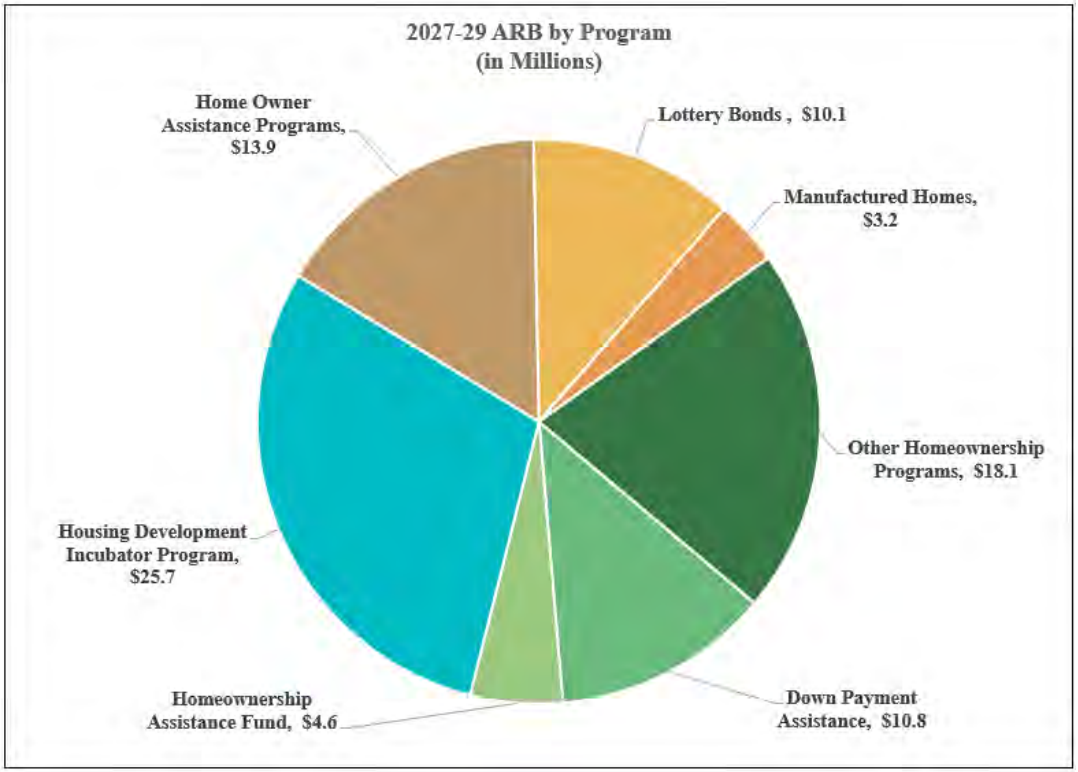

Disaster Recovery and Resilience Graphics

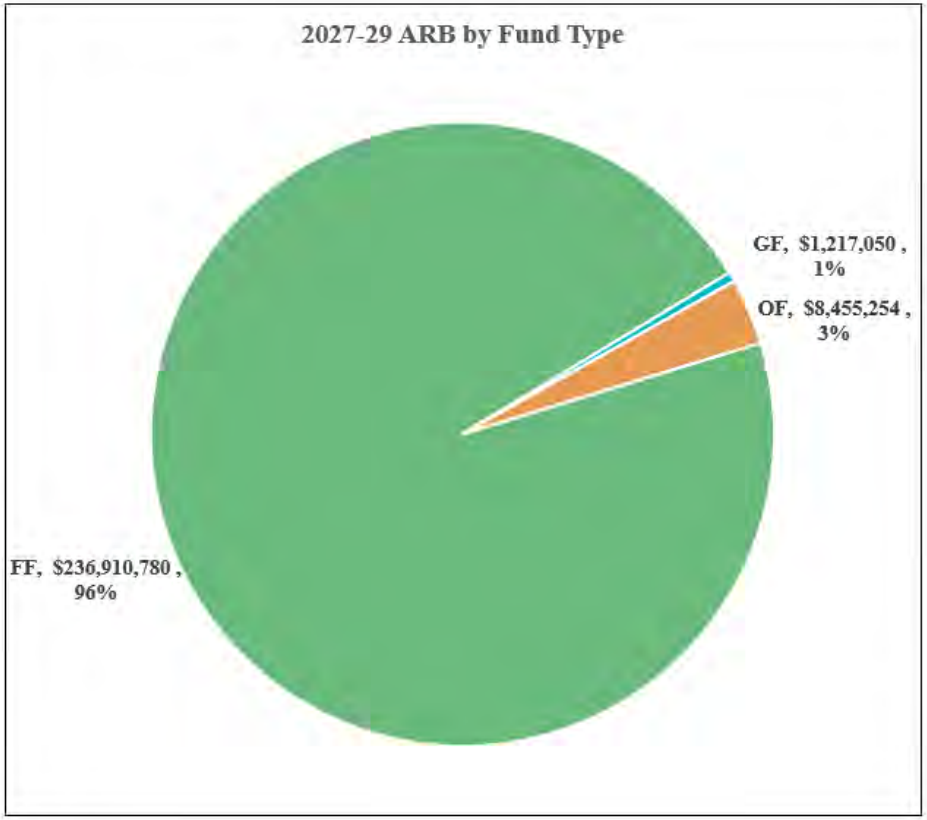

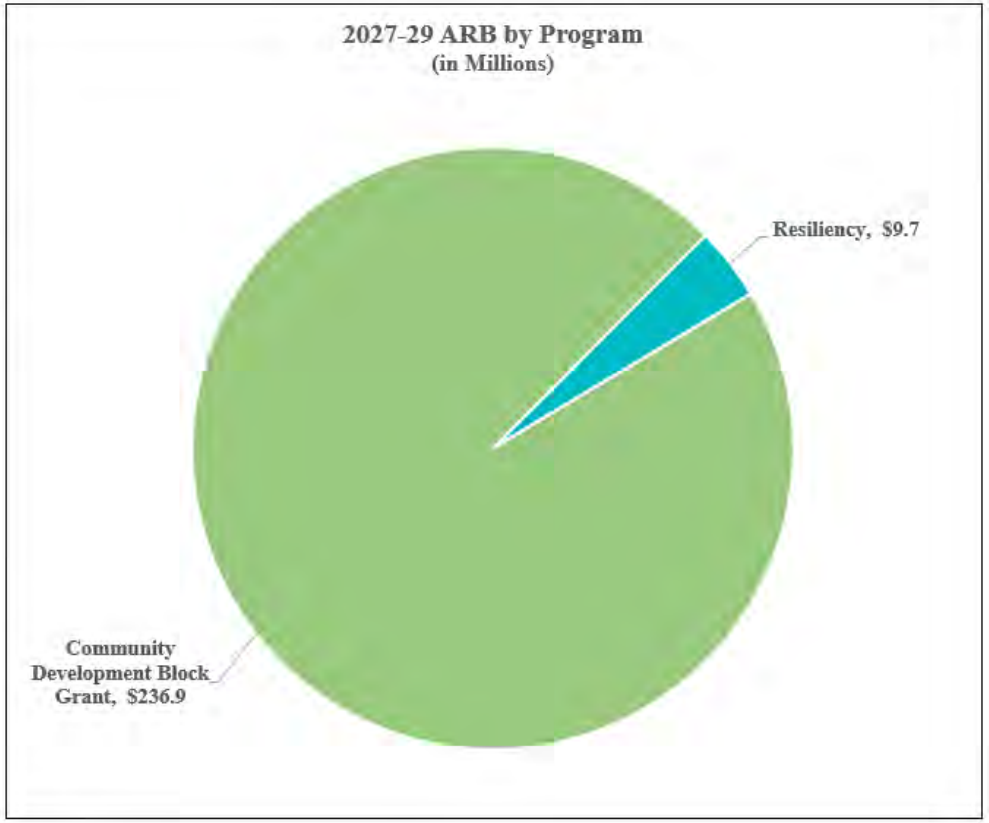

Central Services

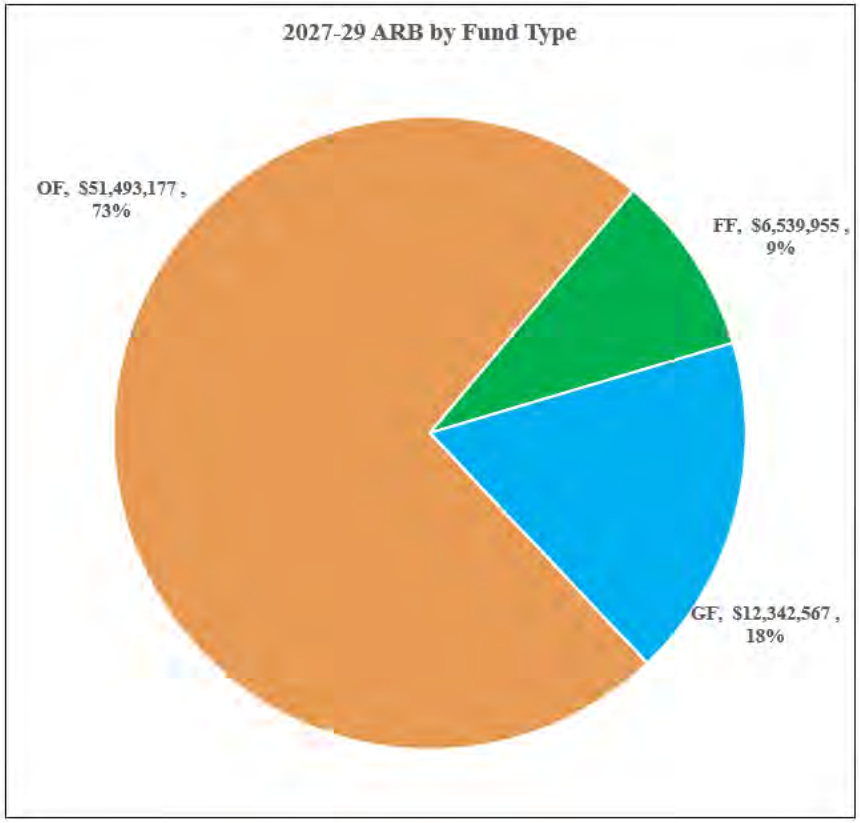

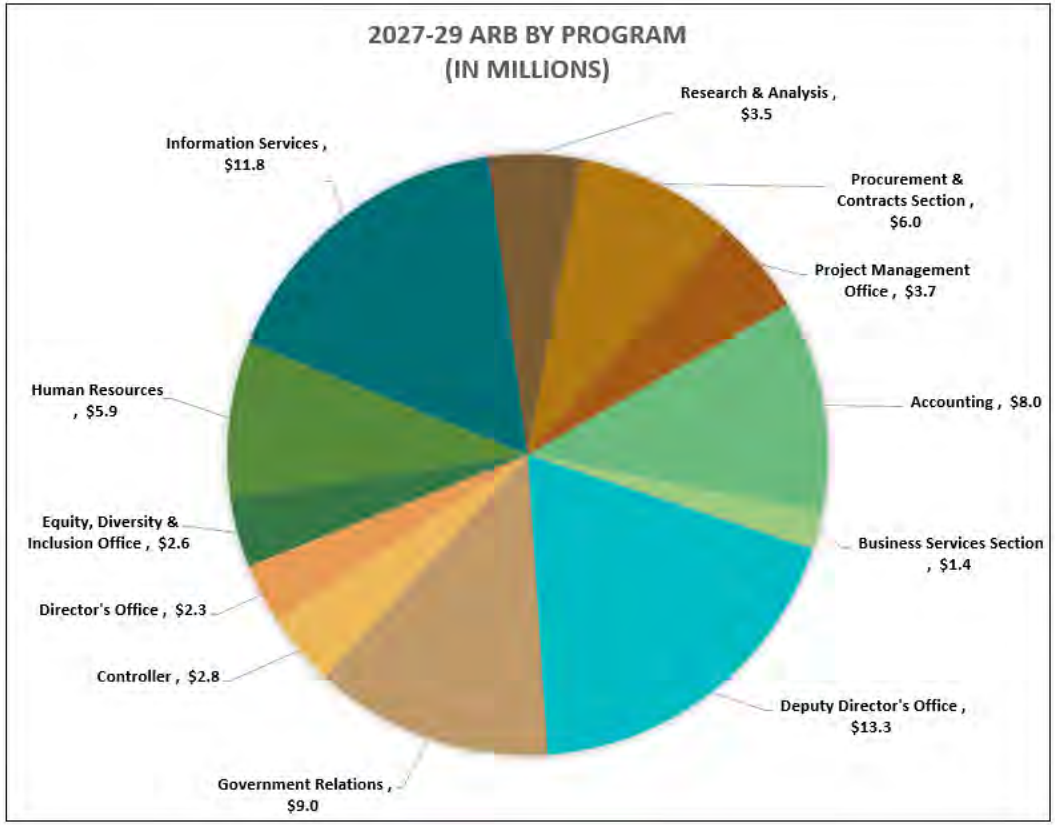

Bond Activities and Debt Service

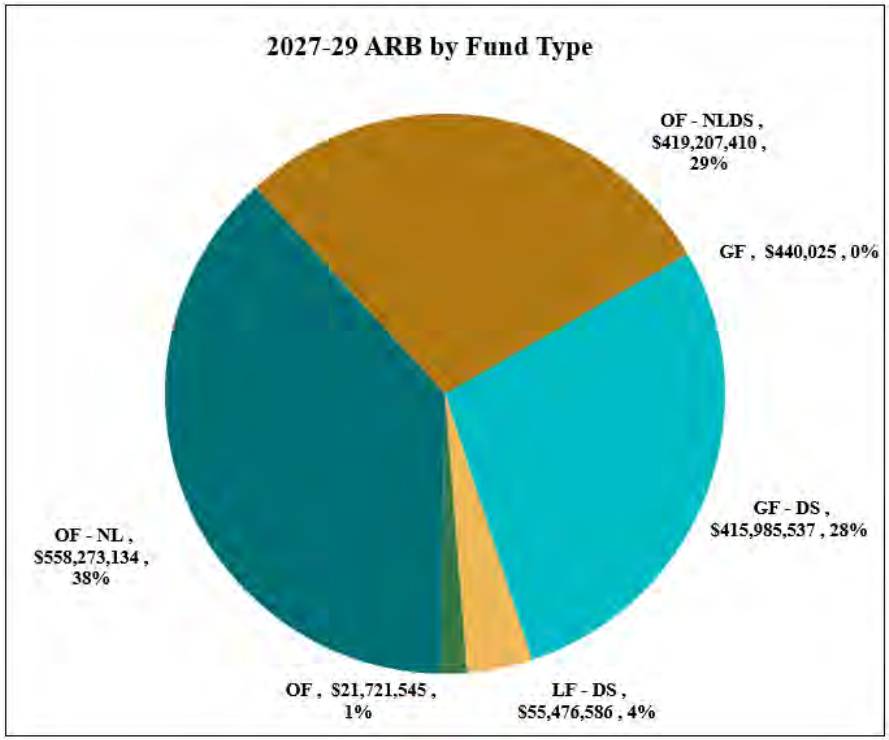

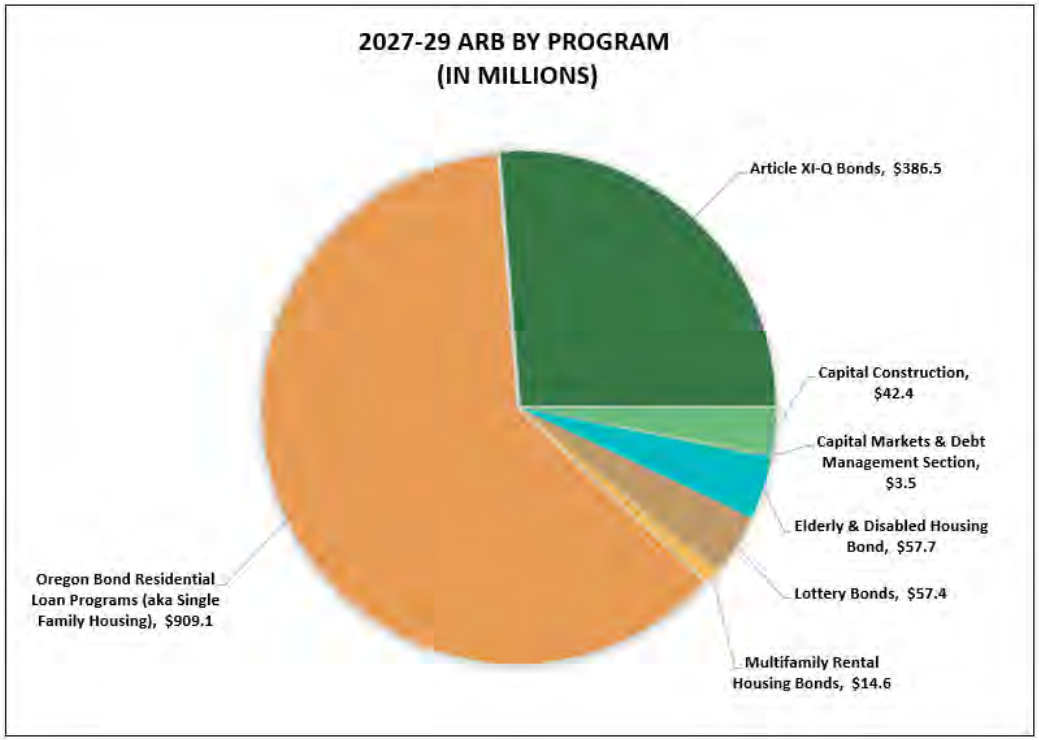

Mission Statement

The mission of Oregon Housing and Community Services (OHCS) is to provide stable and affordable housing and engage leaders to develop an integrated statewide policy that addresses poverty and provides opportunity for Oregonians. We do this by:

- Creating economic opportunity and stability for Oregonians by believing housing is a foundation for their success.
- Strengthening partnerships among public, private, and nonprofit organizations, to create more affordable housing and support services that lead to stability and future success.

- Maximizing and leveraging resources across diverse stakeholders to advance housing and homelessness response goals.
- Addressing housing inequities and the disproportionate impacts of housing instability on people of color, protected classes, and underserved communities.

Statutory Authority

Oregon Revised Statutes (ORS) 456.555 establishes the Housing and Community Services Department (OHCS) and defines the agency's governance.

Additional statutes that authorize OHCS activities and describe responsibilities are in the following ORS chapters:

90.643 - 90.671	294.187	456.250 – 456.270
90.732 - 90.738	307.203	456.355 - 456.725
90.767 - 90.775	315.164 - 315.169	458.215 - 458.740
90.840 – 90.849	315.271 - 315.272	566.340 - 566.360
131A.005	317.097	757.612 – 757.650
183.530 – 183.534	317.991	757.687
	279A.025, 279A.050	426.506

BUDGET NARRATIVE

Agency Strategic Plan

OHCS policy and funding decisions are guided by the Oregon Statewide Housing Plan (SWHP), a five-year strategic plan (2019-2024); the next iteration of the SWHP is currently under development. The SWHP includes six priorities that reflect the areas where OHCS prioritizes resources and can expand better address housing needs. For each priority, the SWHP outlines the evidence supporting it, the goals associated with addressing it, the strategies OHCS will undertake to implement it, the funding opportunities and challenges associated with implementation, and the commitment to working with diverse partners to advance these priorities, which are:

- **Equity and Racial Justice:** Advance equity and racial justice to address disparities in housing and economic prosperity.
- **Homelessness:** Build a coordinated and concerted statewide effort to prevent and end homelessness.
- **Permanent Supportive Housing:** Invest in permanent supportive housing.
- **Affordable Rental Housing:** Work to close the affordable rental housing gap.
- **Homeownership:** Expand homeownership for Oregonians with low and moderate incomes.
- **Rural Communities –** Unlock housing opportunities in small towns and rural communities.

Despite the increasingly complex housing and economic landscape over the last several years, OHCS made considerable progress in advancing Oregon's housing and homelessness response goals as outlined in the Statewide Housing Plan. Of the six goals, OHCS exceeded five of them and reached 93% completion for the sixth goal. These outcomes demonstrate the significant progress across Oregon and felt, most particularly, by the people OHCS serves. The outcomes also remind us that there is more work to be done and a need for continued investment.

BUDGET NARRATIVE

Criteria for 2027-29 Budget Development

For too many Oregonians, the cost of housing is too high, and an affordable daily life feels increasingly out of reach. It does not have to be this way. OHCS believes that Oregon can be a state of opportunity and affordability, to which housing supply must increasingly be at the heart of what the agency delivers.

Oregon has long led the nation in innovation. At a time of unique fiscal pressure, it is of criticality to the everyday life of Oregonians and for the prosperity of the state that Oregon invests in increasing housing supply, protects housing stability, and delivers public excellence that Oregonians expect from OHCS as a government agency.

Oregonians deserve a government agency that is ambitious, responsive, and capable of delivering on the promise of Oregon.

Oregon has made notable progress in these areas. Gov. Tina Kotek has given clear direction to OHCS through Executive Orders 23-02, 23-02, and 23-04, the Homelessness Response Framework, and the Housing Production Framework that housing and homelessness are priorities for the state and areas where OHCS, along with its partner agencies, must continue making progress. That is what this Agency Request Budget represents — it is a document outlining the continued progress for housing and homelessness response that shows what is possible in Oregon this next biennium with meaningful investments in key areas.

OHCS' 2027-29 Agency Request Budget is informed by local leaders and partners doing the work in community every day through in-person engagements, webinars, and surveys. This budget reflects the very thing that makes Oregon special: Oregonians.

Agency Programs

OHCS' purpose is straightforward and ambitious: to make everyday life better and more affordable for all people across Oregon. The agency's programs address the continuum of housing needs of all Oregonians, from homelessness prevention and housing stabilization to affordable rental housing, and homeownership and foreclosure prevention. The services funded by OHCS are summarized in the following overview of the agency's program units.

Housing Stabilization Programs

This program includes a continuum of services intended to help individuals stabilize their housing, including Homeless Services and Energy Services.

Homelessness Services include programs that provide access to emergency housing, rental assistance, and other activities that assist homeless individuals or families, or that prevent homelessness from occurring.

Energy Services programs mitigate high-energy costs, address health and safety risks, improve energy efficiency in the homes of Oregonians with low incomes, and serve as housing stabilization tools. Services include utility bill payment assistance, health and safety improvements, heating system repair and replacement, energy conservation services, replacement of inefficient appliances and lighting, and energy conservation education.

Related housing stabilization programs work to address poverty and help Oregonians with low incomes build assets. Programs include the Individual Development Account (IDA) program and landlord rent guarantee programs.

Project-Based Rental Assistance

The Project-Based Rental Assistance (PBRA) program was created with the 2021-23 biennium Agency Request Budget. The PBRA programs provide rental assistance that is associated with specific housing units rather than awarded to a tenant regardless of where the person lives. The Project-Based Rent Assistance efforts of OHCS are three-fold: HUD Contract Administration (HCA), HUD 811 PRA (HUD 811), and Permanent Supportive Housing Project-Based Rent Assistance (PSH PBRA). To support these programs, the department has also launched Risk Mitigation funds, which serve to offset the insurance impacts associated with serving permanent supportive housing populations.

Affordable Rental (a.k.a., Multifamily Rental) Housing Programs

OHCS facilitates the increased availability of safe, decent, affordable housing for Oregonians with low and moderate incomes by administering federal and state-funded multifamily rental housing resources. The resources assist in developing new housing units, financing for acquisition and rehabilitation of existing housing units, and preserving affordable housing properties with project-based federal rental subsidies.

The Portfolio Administration Section ensures that rental housing developed using OHCS funds complies with all the requirements of the various funding sources and remains affordable to households with low incomes.

Homeownership (a.k.a., Single-Family Housing) Programs

The Homeownership Division consists of four sections, each driven by the central goal of engaging Oregonians with low to moderate incomes who wish to attain or retain homeownership: Homeownership Programs, Manufactured and Marina Communities, Homeowner Assistance, and Homeownership Lending. Collectively, these programs expand access to affordable homeownership through competitive market rate mortgages, down payment assistance, and pre-purchase education and counseling, and by assisting homeowners to stay in their homes through education, foreclosure counseling, and health and safety repairs, including resources specific to manufactured housing. In addition, Homeownership Development programs increase the supply of affordable homes for purchase, addressing a dearth in affordable homes available throughout the state. These programs benefit homebuyers and homeowners who are typically not served by traditional lenders, and who would not otherwise have access to the housing market and homeownership services.

Disaster Recovery and Resilience

The Disaster Recovery and Resilience (DRR) Division of OHCS was founded in response to the massive destruction of the 2020 Labor Day wildfires and straight-line winds. OHCS was funded by the Oregon Legislature to support housing and community recovery. The DRR division was identified as the implementing agency for the $422M Community Development Block Grant Disaster Recovery (CDBG-DR) appropriated by Congress and granted by the U.S. Department of Housing and Urban Development (HUD) in response to the 2020 Labor Day wildfires and straight-line winds. DRR is focused primarily on implementing a suite of programs, called ReOregon, that serve impacted individuals, families, and communities in eight counties: Clackamas, Douglas, Jackson, Klamath, Lane, Lincoln, Linn and Marion.

Central Services

The Central Services division provides essential services that support agencywide operational excellence, delivering on the agency's mandate: All Oregonians have the opportunity to pursue prosperity and live free from poverty. Central Services focuses on strengthening performance of internal operations, taking direct aim at public transparency, evaluation and outcomes, reducing elaborate bureaucracy, and efficiency of public dollars. This division includes the Director's Office;

Research; Public Affairs; Office of Equity, Diversity and Inclusion; Human Resources; and the Chief Financial Office, as well as the Operations Division that consists of the Business Services Section; the Procurement and Grant Compliance Section; Project Management Office; and Information Services.

Bond Activities and Debt Service

OHCS' bond-financed loan programs fund safe and affordable rental housing for Oregonians with low incomes and provide opportunities for first-time homebuyers to finance their mortgages at competitive interest rates. Bond-related activities include disbursement of bond proceeds to finance multifamily and single-family mortgage loans, bond issuance costs, administrative expenses related to outstanding debt, and asset-protection costs associated with foreclosures and acquired properties. Debt service activities represent nonlimited expenditures that repay investors and other parties' obligations owed on the outstanding debt issued by the agency to fund various bond-financed loan program activities. The Capital Markets and Debt Management Team, which is the staff needed to manage the department's bond indentures, is included here as well.

Debt service for Article XI-Q General Obligation bonds and Lottery-backed bonds issued on the department's behalf is also in this program unit. Bond proceeds have been used for the Local Innovation and Fast Track (LIFT) program, Permanent Supportive Housing program — providing housing for tenants with mental health and addiction issues — and preserving housing with federal rent subsidies and manufactured home parks.

Capital Construction

This program unit was created from the proceeds from Article XI-Q General Obligation bonds. The bond proceeds are categorized as Capital Construction with an expenditure limitation period of six years, and the funds are used for financing affordable housing development.

Racial Equity Impact Statement (REIS) Worksheet: Agency Questions

Executive leadership: Please answer the following questions regarding your agency's strategic mission, goals and programs. To fill out this worksheet, download a copy and type your answers under each question.

1. **Who is completing this agency REIS?**

   This REIS is completed by Joshua Fleming, operations and policy analyst 3, within Oregon Housing and Community Services (OHCS), in coordination with executive leadership and the Office of Equity, Diversity, and Inclusion (EDI).

2. **Does your agency have a DEIB practitioner?**
   Yes

   a. **If yes, describe how you collaborated with them on this REIS.**

   Yes. OHCS has a fully established Office of Equity, Diversity, and Inclusion (EDI), originally launched in 2020. This office includes:

   - Chelsea Bunch, Diversity, Equity, and Inclusion manager 2
   - Jacqueline Boudreaux, learning and development specialist 2
   - Magda Bejarano, operations and policy analyst 4 (language access)
   - Laura Kille, executive support specialist 1
   - Timothy Mahern-Macias, operations and policy analyst 3 (Tribal relations)
   - Joshua Fleming, operations and policy analyst 3 (Racial Equity Analysis Tool & REIS)

   Joshua Fleming and Chelsea Bunch worked together directly to draft this REIS. Beyond that, all members of the EDI office are instrumental in carrying forward bodies of work central to our agency's DEI Action Plan, which is referenced later in this form. These bodies of work impact and inform how OHCS approaches all its programming and thus its budget requests and policy option packages.

   b. **If you did not collaborate with them, why not?**
   N/A

3. How do the agency's mission, goals and programs impact racial equity?

OHCS centers racial equity in its mission, vision, and statewide role.

Mission: Improve quality of life for all Oregonians through housing investments and "an integrated statewide policy centered on racial equity."

Vision: Ensure all Oregonians can pursue prosperity and live free from poverty, grounded in a human-centered values framework.

Programs across the housing continuum — including homelessness prevention, energy burden reduction, rental housing, homeownership, and community resiliency — are designed to counteract historic inequities deeply rooted in structural racism. OHCS explicitly acknowledges the legacy of discriminatory housing policies (e.g., restrictive covenants, redlining, FHA practices) and commits to reversing these patterns through targeted equity-driven strategies.

To ensure that OHCS has a positive impact on racial equity, the agency uses racial equity tools such as the REIS, Racial Equity Analysis Tool (REAT), and the Global Diversity, Equity, Inclusion, and Belonging (GDEIB) benchmark system to embed equity considerations into all policy option packages, budget proposals, and program design. The development of KPIs, staff resources, tools and accountability structures for these tools is under constant iterative improvement to continue to pursue ever increasing competency and impact in OHCS' alignment of its programing with its stated DEI values.

4. What barriers exist in your agency's mission, goals, and programs that could hinder the advancement of racial equity?

The DEI Action Plan identifies several explicit barriers:

- **Structural and historical barriers**
  Deep inequities caused by decades of racially discriminatory federal housing policy continue to shape outcomes today.

- **Programmatic and operational barriers**
  Community engagement efforts are not yet fully optimized for coordination, resulting in overburdening for community groups as well as agency staff and inconsistent inclusion of marginalized voices.

  Language access gaps prevent communities from fully accessing OHCS programs and information.

  Budget and policy decisions are not yet uniformly aligned to racial equity frameworks, limiting effectiveness of equity outcomes.

- **Organizational and cultural barriers**
  OHCS is still working to build a consistently inclusive and belonging-centered workplace environment.

  Staff of color and other underrepresented groups experience micro- and macro-aggressions, structural disadvantages in advancement, and emotional labor burdens connected to EDI work.

  All these barriers directly affect how effectively OHCS can maximize equitable outcomes across Oregon.

5. What opportunities exist in your agency's mission, goals, and programs that could help advance racial equity?

The DEI Action Plan outlines significant opportunities for furthering racial equity:

- **Institutional opportunities**
  Launch of the EDI Community Organization, including the Inclusion Council and Employee Resource Groups (ERGs), creates new structural capacity and accountability for equity, diversity, inclusion and belonging inside OHCS.

  Adoption of GDEIB benchmarks provides a five-year roadmap for measurable equity transformation and organizational improvement.

- **Program design opportunities**
  Comprehensive incorporation of REIS and REAT into policymaking, resource allocation, and ARB development enables consistent equity-centered decision-making.

Expanded language access initiatives, including translation and interpretation services, and an updated Language Access Plan, will reduce communication inequities.

- **Community engagement opportunities**
  Strengthened community and Tribal engagement offers significant potential for co-creation of programs and policies with impacted groups. This includes deepened, consistent working relationships with all nine federally recognized Tribes.

  Use of targeted universalism enables development of universal goals with strategies tailored to specific community conditions.

6. How is community voice included in your assessments of progress, equity, and racial disparities?

Community voice is integral to OHCS' DEI framework:

Community outreach is a central part of the DEI Action Plan, led by the Public Affairs team and in partnership with the EDI office, which coordinates dialogue, collaboration, and co-creation with partners and community stakeholders most impacted by OHCS programs.

Community engagement guidance requires:

- Clarifying intent of engagement
- Identifying impacted stakeholders
- Engaging intentionally
- Documenting input with transparency

The REAT and REIS frameworks themselves require meaningful community involvement to shape program intent, direction, and outcomes.

OHCS also commits to sharing DEI Action Plan updates and assessment results with external partners to obtain feedback and integrate recommendations.

Through these mechanisms, community voice informs both strategic direction and accountability systems.

7. What measures are you using to track equity changes over time?

OHCS uses several systemic tracking methods:

- **EDI Implementation Plan (OSKRs)**
  Each focus area has clear objectives, strategies, and key results.
- **Racial Equity Tools**
  - REIS: Evaluates equity impacts of all legislative and budget proposals.
  - REAT: Measures potential outcomes, benefits, burdens, and unintended consequences to program design and implementation. Newly developed REAT action plans identify specific goals and related obstacles identified in the REAT process and track accomplishment of those goals over time with unique KPIs specific to the program and the challenge/goal identified.
- **Data tracking and disaggregation**
  Collection of quantitative and qualitative data disaggregated by race and income. Monitoring missing data, gaps, and limitations.
- **Workforce equity monitoring**
  Accountability, advancement equity, training effectiveness, and inclusive culture indicators.
- **Public reporting and feedback**
  Future DEI Action Plan updates include GDEIB survey reports, REIS summary reports, and OSKR progress reports.

8. Describe any racial disparities or trends you are noticing across your agency, programs, and data.

The DEI Action Plan identifies several persistent trends:

- **Housing disparities**
  Black, Indigenous, Latinx, Asian American, Pacific Islander, and Tribal communities experience the most severe disparities in housing stability, affordability, homeownership access, and asset building.

These inequities are directly connected to historic structural racism in federal and state housing policy.

- **Persisting discrimination**
  Despite fair housing laws, communities of color continue to face active discrimination in rental markets, lending, neighborhood access, and housing quality.
- **Workforce disparities**
  Staff of color report disproportionate experiences of microaggressions, trauma triggers, and unequal access to mentorship and advancement opportunities.
- **Data disparities**
  Missing, incomplete, or monolithic datasets limit the ability to fully understand some racial and ethnic groups' experiences.

These trends reaffirm the need for equity-centered budget, program development, and ongoing assessment.

Enterprise IT Project Prioritization 2027–29

			CRM
		TOTAL PROJECT SCORE (0-100)	65
CRITERIA	WEIGHT	SCORING GUIDE	
Alignment to Strategic Plans • Does this investment adhere to the Governor's Strategic Plan (Action Plan: User Friendly, Reliable and Secure: Modernizing State Information Technology Systems and Oversight)? • Does this investment align with and support the vision, goals, and guiding principles outlined in the EIS Strategic Framework, Cloud Forward: A Framework for Embracing the Cloud in Oregon, Oregon's Data Strategy: Unlocking Oregon's Potential, and the Modernization Playbook? • Does this investment align with and support the State of Oregon, Diversity, Equity, and Inclusion (DEI) Action Plan: A Roadmap to Racial Equity and Belonging, the sponsor's agency-specific Racial Equity Plan, and ethical use of date—investing in data justice and representation, visibility, and ethics to serve all Oregonians? • Does this investment optimize service delivery to the public and/or internally by modernizing agency-specific and cross-agency systems? • Does this investment align with and support the agency's IT and business strategic plans, including strategies for modernizing legacy systems? • Does this investment fulfill a legislative mandate, enable compliance with current State or Federal law, or address specific audit findings?		**3 - Fully Aligned** (all applicable criteria addressed) **2 - Mostly Aligned** (most applicable criteria addressed) **1 - Partially Aligned** (some applicable criteria addressed) **0 - Not Aligned** (no or very few applicable criteria addressed)	2

Technology Best Practices and Priorities • Does this investment align with and support the following enterprise information technology priorities? - ***Information Security***. Improving the security and resilience of the state's systems - ***Modernization***. Optimizing service delivery through resilient, adaptive, secure, and customer-centered digital transformation - ***A Better Oregon Through Better Data***. Leveraging data as a strategic asset—improving data analysis, data quality, information-sharing, decision-making, and ethical use. - ***Cloud Forward***. Enabling Oregon to conduct 75% of its business via cloud-based services and infrastructure • Does this investment align with IT best practices (e.g., cloud-first, modular implementation, agile practices, configuration over customization, open systems, transparency and privacy by design, security principles, and other modern hosting technologies)? • For system modernizations that include data or data systems, has the agency evaluated the current data being collected, its overall quality, and a migration approach if relevant? • Has there been evaluation of the data contained within the system to see if changes need to be made to the data collection itself?	**3 - Fully Aligned** (all applicable criteria addressed) **2 - Mostly Aligned** (most applicable criteria addressed) **1 - Partially Aligned** (some applicable criteria addressed) **0 - Not Aligned** (no or very few applicable criteria addressed)	2

BUDGET NARRATIVE

Business and People-Centered Approach	25%	WEIGHTED SUBTOTAL	22
People-Centered Approach • Does this investment put people first—the people who rely on essential services and those working to provide those services? • Does this investment help to eradicate racial and other forms of disparities in state government? • Does this investment improve equitable access to services, programs, and resources, or make the agency's overall service portfolio more accessible or usable for diverse populations? • Does the agency intend to strengthen public involvement through transformational community engagement, access to information, and decision-making opportunities? • Does this investment reduce or eliminate administrative burdens* that have created barriers to access or reinforced existing inequalities for historically underserved and underrepresented communities? • Has the agency utilized the Racial Equity Toolkit within the DEI Action Plan in assessing and planning the project? • If the investment is for agency use, does it improve the agency users' experience?		**3 - Fully Aligned** (all applicable criteria addressed) **2 - Mostly Aligned** (most applicable criteria addressed) **1 - Partially Aligned** (some applicable criteria addressed) **0 - Not Aligned** (no or very few applicable criteria addressed)	3

Business Process Transformation • Does this investment contribute to business process improvement/transformation? • Does this investment improve service delivery to customers, partners, or other stakeholders? • Has the agency done public engagement, outreach, or an internal evaluation to identify which populations are most highly impacted (positively and negatively) by these business process changes (e.g., considering populations without home internet in creating a digital application process)? • Have measurable business outcomes and benefits been established, including the return on investment if applicable?	**3 - Fully Aligned** (all applicable criteria addressed) **2 - Mostly Aligned** (most applicable criteria addressed) **1 - Partially Aligned** (some applicable criteria addressed) **0 - Not Aligned** (no or very few applicable criteria addressed)	3

BUDGET NARRATIVE

Investment Risk • Would inaction impact systems or solutions that support critical business functions? • Would inaction increase risk to continuity of services to customers, particularly vulnerable or underserved populations? • Are there community impacts of not undertaking this project? • Has the agency identified an inequity or imbalance in service provision that this initiative would resolve? • Is there increased risk if investment is not addressed during this budget cycle (e.g., security, safety, legal, funding source, or any other related risk)? • Does the investment address non-compliance of federal or state requirement, audit finding, or mandate? • Does this investment address an identified and documented highly probable agency risk?	**3 - Fully Aligned** (all applicable criteria addressed) **2 - Mostly Aligned** (most applicable criteria addressed) **1 - Partially Aligned** (some applicable criteria addressed) **0 - Not Aligned** (no or very few applicable criteria addressed)	2

BUDGET NARRATIVE

Agency Readiness and Solution Appropriateness	40%	WEIGHTED SUBTOTAL	20
Organizational Change Management (OCM) • Does the investment significantly impact operations throughout the organization? • Does the agency have, or intend to acquire, OCM resources with the skillsets and experience for the size and complexity of the project? • Does the agency plan to address and mitigate impact or adoption risks through a change management plan or intend to follow a formal OCM methodology? • Has the agency identified community engagement or community involvement as a component of the change management process? • Is external outreach or training planned to implement this change with constituents?		**3 - Fully Aligned** (all applicable criteria addressed) **2 - Mostly Aligned** (most applicable criteria addressed) **1 - Partially Aligned** (some applicable criteria addressed) **0 - Not Aligned** (no or very few applicable criteria addressed)	2
Solution Scale and Approach • Has the agency engaged customers, partners, and communities to understand and structure the business problem, benefits, and outcomes? • Does the investment fully address the agency's business problem, benefits and outcomes? • Is the solution of the appropriate size and scale? • Does this investment adhere to principles in *EIS Cloud Forward* (p.4) or *Modernization Playbook* (p.6), etc.? • Will the agency continue to engage customers and communities to inform design, approach, and usability of the solution?		**3 - Fully Aligned** (all applicable criteria addressed) **2 - Mostly Aligned** (most applicable criteria addressed) **1 - Partially Aligned** (some applicable criteria addressed) **0 - Not Aligned** (no or very few applicable criteria addressed)	2

BUDGET NARRATIVE

Capacity • Has the agency considered skillsets and capacity requirements needed to effectively resource this initiative? • Does the agency have resources with the necessary skillsets and knowledge, or can the agency acquire the resources? • Will this investment impact the agency's ability to deliver on its core business functions? • Has the agency considered capacity for various non-technical resources, including organizational change management, project management, business analysis, testing, communication and community engagement activities? • Does the agency or project environment foster an inclusive workplace culture and promote equitable hiring, retention, and promotion practices?	**3 - Fully Aligned** (all applicable criteria addressed) **2 - Mostly Aligned** (most applicable criteria addressed) **1 - Partially Aligned** (some applicable criteria addressed) **0 - Not Aligned** (no or very few applicable criteria addressed)	1

Governance and Project Management Processes • Does the agency have formal IT governance in place that will oversee this investment? • Does the investment have executive sponsorship and steering committee in place? • Does the agency employ adequate project governance structure and practices to oversee vendor/contract management, change control, quality control and quality assurance, and data management and usage? • For projects that impact data or data systems, is there a data governance body or other body responsible for data management that is engaged in the process? Is there an agency data lead who is engaged as part of the project? • Are agency DEI staff involved in the IT Governance and prioritization process? • Does the agency intend to involve customer or partner representation on project forums (i.e. steering committees, advisory boards, etc.)? • Has the agency established processes for community outreach, feedback, engagement, or advice in accordance with the Racial Equity Framework and DEI Action Plan? • Does the agency have, or intend to acquire, project management resources with the skillsets and experience for the size and complexity of the project? • Does the agency use mature project management practices (PMBOK)?	**3 - Fully Aligned** (all applicable criteria addressed) **2 - Mostly Aligned** (most applicable criteria addressed) **1 - Partially Aligned** (some applicable criteria addressed) **0 - Not Aligned** (no or very few applicable criteria addressed)	1

References:

*Administrative burdens include learning costs, such as finding out whether one is eligible for a program; compliance costs, such as burdensome paperwork and documentation; and psychological costs, such as the stress and stigma that people feel when interacting with government programs. Health Affairs, Herd, P., Moynihan, D. (2020, October 2). *How Administrative Burdens Can Harm Health* . www.Healthaffairs.Org. Retrieved February 9, 2022, from

Scores
3
2
1
0

Summary of 2027-29 Biennium Budget

Housing & Community Svcs Dept — **Agency Working**
Housing & Community Svcs Dept — **Cross Reference Number: 91400-000-00-00-00000**
2027-29 Biennium

Description	Positions	Full-Time Equivalent (FTE)	ALL FUNDS	General Fund	Lottery Funds	Other Funds	Federal Funds	Nonlimited Other Funds	Nonlimited Federal Funds
2025-27 Leg Adopted Budget	489	483.34	3,470,475,709	802,124,212	43,110,880	1,392,508,315	349,206,332	698,423,571	185,102,399
2025-27 Emergency Boards	(1)	(1.00)	254,633,700	(67,526,151)	-	215,685,394	106,474,457	-	-
2025-27 Leg Approved Budget	**488**	**482.34**	**3,725,109,409**	**734,598,061**	**43,110,880**	**1,608,193,709**	455,680,789	**698,423,571**	**185,102,399**
2027-29 Base Budget Adjustments									
Net Cost of Position Actions									
Administrative Biennialized E-Board, Phase-Out	(37)	(31.84)	7,596,318	3,222,057	-	11,169,214	(6,794,953)	-	-
Estimated Cost of Merit Increase			-	-	-	-	-	-	-
Base Debt Service Adjustment			401,840,435	193,117,502	1,608,960	(72,343,000)	-	279,456,973	-
Base Nonlimited Adjustment			-	-	-	-	-	-	-
Capital Construction			(745,000,000)	-	-	(745,000,000)	-	-	-
Subtotal 2027-29 Base Budget	**451**	**450.50**	**3,389,546,162**	**930,937,620**	**44,719,840**	**802,019,923**	448,885,836	**977,880,544**	**185,102,399**
Essential Packages									
010 - Non-PICS Pers Svc/Vacancy Factor									
Vacancy Factor (Increase)/Decrease	-	-	(1,247,848)	(214,259)	-	(722,654)	(310,935)	-	-
Non-PICS Personal Service Increase/(Decrease)	-	-	119,508	29,356	-	90,103	49	-	-
Subtotal	-	-	**(1,128,340)**	**(184,903)**	-	**(632,551)**	(310,886)	-	-
020 - Phase In / Out Pgm & One-time Cost									
021 - Phase-in	20	20.00	25,780,611	18,537,662	-	21,500	7,221,449	-	-
022 - Phase-out Pgm & One-time Costs	-	-	(351,775,583)	(274,574,183)	-	(77,201,400)	-	-	-
Subtotal	**20**	**20.00**	**(325,994,972)**	**(256,036,521)**	-	**(77,179,900)**	7,221,449	-	-
030 - Inflation & Price List Adjustments									
Cost of Goods & Services Increase/(Decrease)	-	-	65,043,113	12,196,668	-	30,131,817	22,714,628	-	-
State Gov"t & Services Charges Increase/(Decrease)			1,319,157	636,869	-	651,624	30,664	-	-

08/23/26 10:29 AM — Page 1 of 3 — BDV104 - Biennial Budget Summary BDV104

Summary of 2027-29 Biennium Budget

Housing & Community Svcs Dept — **Agency Working**
Housing & Community Svcs Dept — **Cross Reference Number: 91400-000-00-00-00000**
2027-29 Biennium

Description	Positions	Full-Time Equivalent (FTE)	ALL FUNDS	General Fund	Lottery Funds	Other Funds	Federal Funds	Nonlimited Other Funds	Nonlimited Federal Funds
Subtotal	-	-	66,362,270	12,833,537	-	30,783,441	22,745,292	-	-
040 - Mandated Caseload									
040 - Mandated Caseload	-	-	-	-	-	-	-	-	-
050 - Fundshifts and Revenue Reductions									
050 - Fundshifts	-	-	-	-	-	-	-	-	-
060 - Technical Adjustments									
060 - Technical Adjustments	-	-	-	-	-	-	-	-	-
Subtotal: 2027-29 Current Service Level	**471**	**470.50**	**3,128,785,120**	**687,549,733**	**44,719,840**	**754,990,913**	**478,541,691**	**977,880,544**	**185,102,399**

Summary of 2027-29 Biennium Budget

Housing & Community Svcs Dept — **Agency Working**
Housing & Community Svcs Dept — **Cross Reference Number: 91400-000-00-00-00000**
2027-29 Biennium

Description	Positions	Full-Time Equivalent (FTE)	ALL FUNDS	General Fund	Lottery Funds	Other Funds	Federal Funds	Nonlimited Other Funds	Nonlimited Federal Funds
Subtotal: 2027-29 Current Service Level	**471**	**470.50**	**3,128,785,120**	**687,549,733**	**44,719,840**	**754,990,913**	**478,541,691**	**977,880,544**	**185,102,399**
070 - Revenue Reductions/Shortfall									
070 - Revenue Shortfalls	-	-	-	-	-	-	-	-	-
Modified 2027-29 Current Service Level	**471**	**470.50**	**3,128,785,120**	**687,549,733**	**44,719,840**	**754,990,913**	**478,541,691**	**977,880,544**	**185,102,399**
080 - E-Boards									
081 - June 2026 Emergency Board	-	-	-	-	-	-	-	-	-
Subtotal Emergency Board Packages	-	-	-	-	-	-	-	-	-
Policy Packages									
201 - Align HSD LAB to Operating Budget	-	-	-	-	-	-	-	-	-
202 - HMIS New System	-	-	2,497,500	2,497,500	-	-	-	-	-
203 - PSH Funding (XI-Q Bonds)	1	0.50	84,747,241	3,819,031	-	80,928,210	-	-	-
204 - LIFT Rental (XI-Q Bonds)	-	-	569,380,757	25,720,757	-	543,660,000	-	-	-
205 - Preservation/Stabilization	-	-	211,761,570	-	10,006,202	201,755,368	-	-	-
206 - Portfolio Compliance Expansion	-	-	1,000,000	-	-	1,000,000	-	-	-
207 - Shift ECHO for Manufactured Home Replacement	1	1.00	323,080	-	-	323,080	-	-	-
208 - LIFT HOD (XI-Q)	1	0.88	158,745,491	7,160,309	-	151,585,182	-	-	-
209 - Preservation of Manufactured Housing	-	-	8,340,356	-	750,544	7,589,812	-	-	-
Subtotal Policy Packages	**3**	**2.38**	**1,036,795,995**	**39,197,597**	**10,756,746**	**986,841,652**	-	-	-
Total 2027-29 Agency Request Budget	**474**	**472.88**	**4,165,581,115**	**726,747,330**	**55,476,586**	**1,741,832,565**	**478,541,691**	**977,880,544**	**185,102,399**
Percentage Change From 2025-27 Leg Approved Budget	-2.87%	-1.96%	11.82%	-1.07%	28.68%	8.31%	5.02%	40.01%	-
Percentage Change From 2027-29 Current Service Level	0.64%	0.51%	33.14%	5.70%	24.05%	130.71%	-	-	-

08/23/26 **10:29 AM** — **Page 3 of 3** — **BDV104 - Biennial Budget Summary** **BDV104**

Program Prioritization for 2027-29

Agency Name: Housing and Community Services Department

2027-29 Biennium — Agency Number: 91400

Agency-wide

Program/Division Priorities for 2027-29 Biennium

1	2	3	4	5	6	7	8	9	10	11	12	13	14	15	16	17	18	19	20	21	22
Priority (ranked with highest priority first)		**Agency Initials**	**Program or Activity Initials**	**Program Unit/Activity Description**	**Identify Key Performance Measure(s)**	**Primary Purpose Program-Activity Code**	**GF**	**LF**	**OF**	**NL-OF**	**FF**	**NL-FF**	**TOTAL FUNDS**	**Pos.**	**FTE**	**New or Enhanced Program (Y/N)**	**Included as Reduction Option (Y/N)**	**Legal Req. Code (C, D, FM, FO, S)**	**Legal Citation**	**Explain What is Mandatory (for C, FM, and FO Only)**	**Comments on Proposed Changes to CSL included in Agency Request**
Agcy	Prgm/ Div																				
1	1	OHCS		Affordable Rental Housing Programs	91400-03 91400-04 91400-05 91400-06	12	3,818,375	0	592,880,396	400,000	82,893,213	0	$ 679,991,984	106	106.00	Y	Y	FO, S	ORS 317.097; ORS 446.515-446.547;ORS 456.502-456.725; ORS 458.380-458.740; ORS 566.340; 42 USC 12724; 2008 HERA; IRS Section 42;	Awarding Low Income Housing Tax Credits to developers; administering housing development grants and loans; ensuring compliance with program rules and laws, financial stability, and health and safety standards.	Resources for Predevelopment, Preservation, Rental Development for Lift. The Land Acquisition Program, CARE, Culturally Responsive Property Management and SDC's. Operational Support including Information Services Support.
2	1	OHCS		Capital Construction	91400-03 91400-04 91400-05	12	0	0	770,000,000	0	0	0	$ 770,000,000	0	0.00	Y	N	S	ORS 458.485		Requests additional XI-Q bond proceeds for Rental Development for LIFT and PSH. PSH Risk Mitigation, Homeownership Development.
3	1	OHCS	PSH	Permanent Supportive Housing Rent Assistance		12	53,994,046	0	3,146,456	0	0	0	$ 57,140,502	5	4.50	Y	Y				Resources for PSH CSL Improvements. Expansion of PSH Rental Assistance & Services. PSH Risk Mitigation. Supportive Housing, Rental Development for PSH. Operational Support including Information Services Support.
4	1	OHCS		Homeless Services	91400-01	12	234,359,721	0	66,962,484	0	21,321,818	0	$ 322,644,023	49	49.00	Y	Y	FO, S	ORS 456.265; ORS 456.375-456.390; ORS 456.555; ORS 456.607-456.609; ORS 458.365-458.377; ORS 458.620, 458.650, 458.677, 458.700; 42 USC 7, 9901-9928, 11317-11378, 12725	Administering grants to alleviate poverty and homelessness.	Maintaining Shelters, Sustaining Re-Housing & Long Term Rental Assistance. Continuing to Prevent Evictions Infrastructure. Maintaining Tribal Homelessness Investments and Tribal Housing Block Grants. Operation Support including Information Technology support. Resources for Supportive Housing, Expanding Shelters, Transitional and Re-housing. Expansion of the IDA program.
5	1	OHCS		Homeownership Programs	91400-07 91400-08	12	2,875,544	0	57,091,312	0	5,479,386	0	$ 65,446,242	23	22.88	Y	Y	FO, S	ORS 456; P.L. 111-203	Administering grants to stabilize neighborhoods.	Requests funding for Homeownership Assistance Fund, LIFT and HDIP. Resources for Preservation Expiring - Physical and Financial Needs. Preservation. Down payment assistance for CROs, Down Payment Assistance paired with lending. Foreclosure Avoidance Counseling. Resources for SDC's. Operation support including support for information services.
6	2	OHCS		Energy Services	91400-02	12	374,485	0	128,472,645	0	116,541,398	0	$ 245,388,528	20	20.00	Y	Y	FO, S	ORS 456.594-456.599; ORS 469.421; ORS 757.612; 24 USC 6833, 8621-8630	Administering grants to alleviate energy expenses.	Package 508 includes 2 positions to support Federal Fund weatherization program.
7	2	OHCS	PBCA	Performance Based Contract Admin		12	0	0	6,723,691	0	1,188,809	185,102,399	$ 193,014,899	21	20.50	Y	Y	FO	Title 42 Section 8 section 1437f	Rent subsidy payments to landlords/owners of Section 8 (Housing Choice) units.	Culturally Responsive Property Management.
8	2	OHCS		Manufactured Homes and Parks Programs		12	1,339,689	0	12,352,660	0	7,294,375	0	$ 20,986,724	7	7.00	Y	Y	S			Funding for preservation of manufactured parks.
9	1	OHCS	DRR			12	1,217,050	0	8,455,253	0	236,910,778	0	$ 246,583,081	33	33.00	Y	Y	FO			Limitation for Disaster Recovery & Resiliency Operation support including Information Service support
10	3	OHCS		TANF Programs			0	0	5,112,378	0	186,471	0	$ 5,298,849	1	1.00		Y				
11	2	OHCS		Asset Management & Compliance			292	0	17,420,566	0	185,489	0	$ 17,606,347	47	47.00	Y	Y				
N/A	N/A	OHCS		Central Services	91400-09	4	12,342,566	0	51,493,179	0	6,539,954	0	$ 70,375,699	153	153.00	N	Y				Requesting additional positions support for the agency.
N/A	N/A	OHCS		Bond Activities and Debt Service		4	416,425,562	55,476,586	21,721,545	977,480,544	0	0	$ 1,471,104,237	9	9.00	Y	N	D			Additional S&S, DS for issuing XI-Q bonds and lottery bonds.
													$ -								
													$ -								
							726,747,330	55,476,586	1,741,832,565	977,880,544	478,541,691	185,102,399	$ 4,165,581,115	474	472.88						
							726,747,330	55,476,586	1,741,832,565	977,880,544	478,541,691	185,102,399	*4,165,581,115*								

Within each Program/Division area, prioritize each Budget Program Unit (Activities) by detail budget level in ORBITS

Document criteria used to prioritize activities:

Self-Sustaining (weight = 20%) Program funds both direct and indirect admin costs

Scale:
1 = Not Effective

7. Primary Purpose Program/Activity Exists

1 Civil Justice
2 Community Development
3 Consumer Protection
4 Administrative Function
5 Criminal Justice
7 Education & Skill Development
8 Emergency Services
9 Environmental Protection
10 Public Health
11 Recreation, Heritage, or Cultural

19. Legal Requirement Code

C Constitutional
D Debt Service
FM Federal - Mandatory
FO Federal - Optional (once you choose to participate, certain requirements exist)
S Statutory

BUDGET NARRATIVE

Housing and Community Services Department (OHCS)

2027-2029 Biennium

8000 4400 3400 [redacted] 6400 [redacted]

Detail of Reductions to 2027-29 Current Service Level Budget

1	2	3	4	5	6	7	8	9	10	11	12	13	14	15	16
Priority (ranked most to least preferred)		Agency	SCR or Activity Initials	Program Unit/Activity Description	GF	LF	OF	NL-OF	FF	NL-FF	TOTAL FUNDS	Pos.	FTE	Used in Gov. Budget Yes / No	Impact of Reduction on Services and Outcomes
Dept	Prgm/ Div														
		914	010	Eviction Prevention - Financial Assistance (package 505)	2,221,018						$ 2,221,018	0	0.00		Oregon Housing and Community Services (OHCS) is continuing efforts under the Oregon Eviction Diversion and Prevention (ORE-DAP) program to prioritize serving households most at risk of experiencing eviction and/or homelessness. These imminent risk households are currently experiencing housing insecurity and are at risk of experiencing housing loss within 21 days. All households served under the ORE-DAP program are low-income households, with an area median income (AMI) of 80% or less.
		914	010	Eviction Prevention - Infrastructure (package 504)	1,304,407						$ 1,304,407	0	0.00		Oregon Housing and Community Services (OHCS) is continuing efforts under the Oregon Eviction Diversion and Prevention (ORE-DAP) program to prioritize serving households most at risk of experiencing eviction and/or homelessness. These imminent risk households are currently experiencing housing insecurity and are at risk of experiencing housing loss within 21 days. All households served under the ORE-DAP program are low-income households, with an area median income (AMI) of 80% or less.
		914	010	Emergency Housing Assistance	3,100,935						$ 3,100,935	0	0.00		This program serves those residing in Emergency Shelter and those households who are literally homeless/unsheltered and those who are unstably housed and at risk of homelessness. Reducing this program's funding by 10% would leave 3,253 household on the street or at risk of losing becoming homeless. No positions will be reduced.
		914	010	Elderly Rental Assistance	158,545						$ 158,545	0	0.00		The Elderly Rental Assistance (ERA) Program assists very-low income seniors who are homeless or are unstably housed and at risk of becoming homeless. Oregon Housing and Community Services grants funds to community action agencies throughout the state. These lead agencies are responsible for coordinating the use of the funds to serve their communities.
		914	010	Rehousing	2,374,941						$ 2,374,941				This initiative quickly moves households from homelessness to permanent, stable, and safe housing. The program encourages grantees to customize the intervention for each household's specific needs. This allows households personalized financial and support resources, ensuring stability in new housing.

BUDGET NARRATIVE

Housing and Community Services Department (OHCS)

2027- 2029 Biennium

8000 4400 3400 6400

Detail of Reductions to 2027-29 Current Service Level Budget

1	2	3	4	5											16
Priority (ranked most to least preferred)		**Agency**	**SCR or Activity Initials**	**Program Unit/Activity Description**	**GF**	**LF**	**OF**	**NL-OF**	**FF**	**NL-FF**	**TOTAL FUNDS**	**Pos.**	**FTE**	**Used in Gov. Budget Yes / No**	**Impact of Reduction on Services and Outcomes**
Dept	**Prgm/ Div**														
		914	010	Rehousing - Culturally Responsive Organizations Until Jan1 2024	263,882						$ 263,882				This initiative quickly moves households from homelessness to permanent, stable, and safe housing. The program encourages grantees to customize the intervention for each household's specific needs. This allows households personalized financial and support resources, ensuring stability in new housing.
		914	010	Maintaining Shelters Ongoing until January 2034.	10,750,379						$ 10,750,379				Oregonians across the state have demanded action to address the conditions faced by our neighbors' experiencing homelessness. While shelter alone does not end homelessness, it is crucial for keeping people safe and connecting them with services. Shelters provide the gateway to stable housing, and this budget ensures we continue to serve Oregonians in need.
		914	010	State Homeless Assistance Program	1,389,507						$ 1,389,507				The State Homeless Assistance Program (SHAP) helps meet the emergency needs of homeless Oregonians by providing operational support for emergency shelters and supportive services to shelter residents. Oregon Housing and Community Services grants funds to community action agencies throughout the state. These lead agencies are responsible for coordinating the use of the funds to serve their communities.
		914	010	Support the Tribes	524,617						$ 524,617				The Tribal Housing Grant Fund is a first-in-the-nation program that consolidates a single state funding source to address the housing needs of Tribal Nations in Oregon
		914	025	Permanent Supportive Housing Rent Assistance and Services	5,371,204						$ 5,371,204				Permanent Supportive Housing: The objective of the PSH Program is to expand the state's supply of affordable housing designed to serve households experiencing chronic homelessness. PSH Units must serve households earning at or below 60% County Area Median Income (AMI) and are chronically homeless based on a region's CoC definition of "chronically homeless". PSH Projects must also utilize their region's Coordinated Entry system to identify residents for PSH units.

BUDGET NARRATIVE

Housing and Community Services Department (OHCS)

2027- 2029 Biennium

8000 4400 3400 3200 3230 DS 6400 [illegible]

Detail of Reductions to 2027-29 Current Service Level Budget

1	2	3	4	5											16
Priority (ranked most to least preferred)		Agency	SCR or Activity Initials	Program Unit/Activity Description	GF	LF	OF	NL-OF	FF	NL-FF	TOTAL FUNDS	Pos.	FTE	Used in Gov. Budget Yes / No	Impact of Reduction on Services and Outcomes
Dept	Prgm/ Div														
		914	040	RDHO - Addressing Racial Disparities in Homeownership now Language Access and Community Engagement	141,801						$ 141,801	0	0.00		Reduces funding used to support language access services to support gap closure for those experiencing racial disparities and ensuring equitable access
		914	010	Emergency Housing Assistance			6,179,240				$ 6,179,240	0	0.00		This program serves those residing in Emergency Shelter and those households who are literally homeless/unsheltered and those who are unstably housed and at risk of homelessness. Reducing this program's funding by 10% would leave 3,253 household on the street or at risk of losing becoming homeless. No positions will be reduced.
		914	010	Housing Choice Landlord Guarantee Program			36,099				$ 36,099				The Housing Choice Landlord Guarantee Program provides financial assistance to landlords. These funds mitigate damages caused by tenants as a result of their occupancy.
		914	010	Rent Guarantee Program			42,434				$ 42,434				The Rent Guarantee Program provide incentives and financial assistance to landlords that rent or lease to low-income households by guaranteeing payments to landlords for unpaid rent and for eviction and property damage costs.
		914	010	Barclay's Bank Energy Settlement			126,461				$ 126,461				
		914	010	Department of Environmental Quality Federal Grant Pass Through to OHSC (CERTA)			575,534				$ 575,534				CERTA will reduce greenhouse gas emissions and deliver the secondary benefits of clean energy, lower utility costs, the construction of energy-efficient housing, and improved health outcomes in Oregon.
		914	010	Energy Conservation Helping Oregonians (ECHO)			4,216,061				$ 4,216,061				The Weatherization Assistance Program is a federally funded program. It provides low-income households with home weatherization services. These services increase energy savings. They also make homes more comfortable during cold and warm seasons. OHCS uses a system of subgrantee agencies to provide weatherization assistance. The public purpose charge funds the Energy Conservation Helping Oregonians (ECHO) program.
		914	010	Oregon Energy Assistance Program			6,657,951				$ 6,657,951				OHCS provides funding to local community agencies that provide bill payment assistance programs. These programs assist low-income households to make their energy costs more affordable. They also help prevent the loss and the restoration of home energy service. Payments are made to the utility company on the customer's behalf.

BUDGET NARRATIVE

Housing and Community Services Department (OHCS)

2027- 2029 Biennium

8000 4400 3400 [redacted] 6400 [redacted]

Detail of Reductions to 2027-29 Current Service Level Budget

1	2	3	4	5											16
Priority (ranked most to least preferred)		Agency	SCR or Activity Initials	Program Unit/Activity Description	GF	LF	OF	NL-OF	FF	NL-FF	TOTAL FUNDS	Pos.	FTE	Used in Gov. Budget Yes / No	Impact of Reduction on Services and Outcomes
Dept	Prgm/ Div														
		914	010	Oregon Multifamily Energy Program (OMEP or ORMEP)			522,349				$ 522,349				Owners and developers can use funds to increase energy efficiency in multifamily housing. Improvements include: Installing energy-efficient insulation; Windows; Appliances; Light fixtures; Other energy-reducing activities
		914	010	State Home Oil Weatherization			19,896				$ 19,896				The State Home Oil Weatherization (SHOW) Program provides cash payments to eligible homeowners and contractors, both for-profit and nonprofit, for completing energy conservation measures on Oregon dwellings. Cash payments are awarded based on a two-tiered system to allow for varied income eligibility.
		914	010	Housing Stabilization Program/Temporary Assistance to Needy Families			491,251				$ 491,251				The Housing Stabilization Program (HSP) assists low-income families who are receiving a state Temporary Assistance for Needy Families (TANF) grant and are homeless or are unstably housed and at risk of becoming homeless. Oregon Housing and Community Services grants funds to community action agencies throughout the state. These lead agencies are responsible for coordinating the use of the funds to serve their communities.
		914	025	Permanent Supportive Housing Rent Assistance and Services			209,800				$ 209,800				The objective of the PSH Program is to expand the state's supply of affordable housing designed to serve households experiencing chronic homelessness.
		914	030	Acquisition of Naturally Occurring Affordable Housing			730,243				$ 730,243				
		914	030	Community Incentive Fund			266,307				$ 266,307				
		914	030	General Housing Account - Preservation			2,034,152				$ 2,034,152				
		914	030	General Housing Account Program			14,227,599				$ 14,227,599				General Housing Account was created to expand Oregon's housing supply for low and very low income families and individuals in 2009. It serves two areas Rental Housing Development and Rental Housing for Veterans. GHAP is one of the most flexible housing development funding sources.
		914	030	Housing Development Guarantee - Pre-Development			2,860,333				$ 2,860,333				Recognizing the need to support affordable housing developments before they can obtain all necessary funding sources and start construction, OHCS created the Predevelopment program in 2024.The purpose of the predevelopment programs is to support smaller, nonprofit, rural, and/or culturally specific developers in addressing costs associated with getting a housing project ready for development.
		914	030	Land Acquisition Program			4,381,459				$ 4,381,459				The Affordable Housing Land Acquisition Revolving Loan Program (LAP) was created in 2017 by the Oregon Legislature to assist eligible organizations in Oregon to purchase land suited for affordable housing development. This includes both affordable rental and homeownership developments.

BUDGET NARRATIVE

Housing and Community Services Department (OHCS)

2027- 2029 Biennium

8000 4400 3400 3200/3230 DS 6400

Detail of Reductions to 2027-29 Current Service Level Budget

1	2	3	4	5											16
Priority (ranked most to least preferred)		**Agency**	**SCR or Activity Initials**	**Program Unit/Activity Description**	**GF**	**LF**	**OF**	**NL-OF**	**FF**	**NL-FF**	**TOTAL FUNDS**	**Pos.**	**FTE**	**Used in Gov. Budget Yes / No**	**Impact of Reduction on Services and Outcomes**
Dept	**Prgm/ Div**														
		914	030	Loan Guarantee Fund			20,453				$ 20,453				The Permanent Loan Guarantee program (PLGP) aims to help affordable housing developers secure loans more easily or more favorably. By guaranteeing a portion of the loan used for building, buying, or renovating housing for people with moderate to very low incomes, the program reduces risk for lenders.
		914	030	Lottery Bonds for Preservation 2023-25			3,714,289				$ 3,714,289				Oregon Revised Statute (ORS) 456.559 describes the duties of OHCS, including to "encourage and assist in the rehabilitation and conservation of dwelling units for persons and families of lower income." In the 2025 legislative session, Senate Bill 51 amended this statute to formally direct the department to establish and maintain an affordable housing preservation program, including identifying properties at risk of loss and taking action to promote housing stability. Funding for preservation and stabilization efforts has in recent years been made possible through lottery revenue bonds that are issued by the State Treasurer (set forth by ORS 285B.551).
		914	030	Mixed Income Development Loan Fund			2,803,237				$ 2,803,237				Mixed Income Development Loan Fund, which is continuously appropriated to HCSD to implement the program. HCSD shall deposit payments made under the program into the Mixed Income Development Loan Fund, which consists of deposit payments for below-market, short term loans; moneys appropriated, allocated, deposited, or transferred to the fund by the Legislature; authorized bond proceeds; and moneys from any other source, including from the federal government or local government. Interest earnings shall be credited to the fund.
		914	030	Moderate Income Revolving Loan Fund			4,273,170				$ 4,273,170				The program intends to support and expand very low-, low-and moderate-income housing production in local communities across the state through a revolving loan structure.
		914	040	Down Payment Assistance with Flex Lending			1,308,368				$ 1,308,368				Oregon Housing and Community Services (OHCS) has developed a first-of-its-kind lending program to help fulfill OHCS' mission of providing homeownership opportunities for Oregonians, which may be paired with down payment assistance (DPA). Flex Lending helps Oregonians buy homes in partnership with approved mortgage lenders statewide.
		914	040	Home Owner Assistance Program			1,164,633				$ 1,164,633				The purpose of this program is to increase homeownership among low to moderate income households. All funds are awarded through a RFA process. 25% of HOAP is set aside specifically for veterans (both revenues and expenses). Remaining 75% is general. A large part of HOAP is Down Payment Assistance (DPA). HOAP distributes grants to various organizations throughout Oregon using a RFA process. The recipient of these grants then distributes DPA funds to their own applicants.

BUDGET NARRATIVE

Housing and Community Services Department (OHCS)

2027- 2029 Biennium

8000 4400 3400 6400

Detail of Reductions to 2027-29 Current Service Level Budget

1	2	3	4	5											16
Priority (ranked most to least preferred)		Agency	SCR or Activity Initials	Program Unit/Activity Description	GF	LF	OF	NL-OF	FF	NL-FF	TOTAL FUNDS	Pos.	FTE	Used in Gov. Budget Yes / No	Impact of Reduction on Services and Outcomes
Dept	Prgm/ Div														
		914	040	Housing Development Incubator Program			2,391,821				$ 2,391,821				Program was established in 2022 with GF and creates affordable homeownership opportunities for low to moderate income families by providing funding to developers.
		914	040	Construction Excise Tax			106,365				$ 106,365				Construction Excise Taxes, which are assessed on building or updating residential real property.
		914	040	Marinas & Manufactured Communities Resource Center			309,844				$ 309,844	0	0.00		The Manufactured Home and Marina Communities Resource Center (MMCRC) provides services and information to residents and landlords of manufactured home parks and marina communities to promote cooperative community relationships and positive alternatives to the court system. Our confidential, neutral, and voluntary services provide assistance in resolving disputes by promoting open communication and a positive environment.
		914	060	Disaster Recovery & Resiliency Section			766,790				$ 766,790	0	0.00		The Disaster Recovery and Resilience (DRR) Division of OHCS was founded in response to the massive destruction of the 2020 Labor Day wildfires and straight-line winds.
		914	030	ORR				25,000			$ 25,000	0	0.00		
		914	080	Elderly & Disabled Housing Bond - Loan Purchases, Misc - NL				4,850,000			$ 4,850,000				
		914	080	Oregon Bond Residential Loan Program (Single Family) Loan Purchases, Misc NL				49,099,632			$ 49,099,632				
		914	010	Continuum of Care					4,919		$ 4,919				The Federal Housing and Urban Development (HUD) Agency originated the Continuum of Care (CoC) program. The CoC program promotes a community-wide commitment to end homelessness by funding nonprofit providers. It also funds state and local governments to rehouse homeless individuals and families quickly.
		914	010	Community Services Block Grant					1,270,975		$ 1,270,975				The CSBG program is a federal anti-poverty program administered by the U.S. Department of Health and Human Services. CSBG funds provide assistance to local communities via community action agencies and other neighborhood organizations.
		914	010	Emergency Shelter Grants Program					409,858		$ 409,858				The Emergency Solutions Grant Program assists low-income individuals and families quickly regain stability in permanent housing after experiencing a housing crisis or homelessness.
		914	010	HOME Tenant-Based (aka Tenant-Based Rental Assistance)					266,131		$ 266,131				The HOME Tenant Based Assistance Program assists very low-income families to stabilize their housing. HTBA funds can pay for: Refundable security deposits, Utility deposits, and Monthly rent and utilities.

BUDGET NARRATIVE

Housing and Community Services Department (OHCS)

2027- 2029 Biennium

8000 4400 3400 3200 3230 DS 6400

Detail of Reductions to 2027-29 Current Service Level Budget

1	2	3	4	5											16
Priority (ranked most to least preferred)		**Agency**	**SCR or Activity Initials**	**Program Unit/Activity Description**	**GF**	**LF**	**OF**	**NL-OF**	**FF**	**NL-FF**	**TOTAL FUNDS**	**Pos.**	**FTE**	**Used in Gov. Budget Yes / No**	**Impact of Reduction on Services and Outcomes**
Dept	**Prgm/ Div**														
		914	010	Bonneville Power Administration Low-income Weatherization					363,854		$ 363,854				The Low-Income Weatherization Program (WAP) provides weatherization and energy conservation services at no cost to households with incomes at or below 200% of the federal poverty level. The U.S. Department of Energy, the U.S. Department of Health and Human Services, Bonneville Power Administration, and the Public Purpose funds (ECHO) provide funding for the program.
		914	010	Federal Department of Energy (aka LIWAP)					2,161,809		$ 2,161,809				The Low-Income Weatherization Program (WAP) provides weatherization and energy conservation services at no cost to households with incomes at or below 200% of the federal poverty level. The U.S. Department of Energy, the U.S. Department of Health and Human Services, Bonneville Power Administration, and the Public Purpose funds (ECHO) provide funding for the program.
		914	010	Low-Income Home Energy Assistance Program - Energy Assistance (LIHEAP)					7,400,889		$ 7,400,889				OHCS provides funding to local community agencies that provide bill payment assistance programs. These programs assist low-income households to make their energy costs more affordable. They also help prevent the loss and the restoration of home energy service. Payments are made to the utility company on the customer's behalf.
		914	010	Low-Income Home Energy Assistance Program - Weatherization (LIHEAP WX)					1,125,724		$ 1,125,724				OHCS provides funding to local community agencies that provide bill payment assistance programs. These programs assist low-income households to make their energy costs more affordable. They also help prevent the loss and the restoration of home energy service. Payments are made to the utility company on the customer's behalf.
		914	025	HUD Contract Administration - HUD 811 Project Rental Assistance for Persons with Disabilities					106,639		$ 106,639				The HUD Contract Administration Section (HCA) serves the state of Oregon as the Performance-Based Contract Administrator (PBCA) for project-based Section 8 housing. Each Section 8 project has a Housing Assistance Payment (HAP) contract which provides the project-based subsidy.
		914	030	HOME Investment Partnership Program					5,940,529		$ 5,940,529				The HOME Investment Partnerships Program was authorized in 1990 as part of the National Affordable Housing Act. OHCS allocates and administers HOME resources to rural communities and counties whose populations do not meet population requirements to have their own direct allocation of HOME funding from HUD. Metro areas that receive HOME funding allocation directly from HUD are called Participating Jurisdictions (PJs)
		914	030	National Housing Trust Fund					1,442,021		$ 1,442,021				The Home Investment Partnership Program (HOME), HOME American Rescue Plan (HOME-ARP), National Housing Trust Fund (HTF) are U.S. Department of Housing and Urban Development (HUD) federal programs that fund affordable housing development. All three programs are intended to serve households with low and very low incomes and have some overlapping program requirements.

BUDGET NARRATIVE

Housing and Community Services Department (OHCS)

2027- 2029 Biennium

8000 4400 3400 [redacted] 6400 [redacted]

Detail of Reductions to 2027-29 Current Service Level Budget

1	2	3	4	5											16
Priority (ranked most to least preferred)		Agency	SCR or Activity Initials	Program Unit/Activity Description	GF	LF	OF	NL-OF	FF	NL-FF	TOTAL FUNDS	Pos.	FTE	Used in Gov. Budget Yes / No	Impact of Reduction on Services and Outcomes
Dept	Prgm/ Div														
		914	030	Preservation and Re-Enhancement Initiative for Community Enhancement Grant ARH (PRICE)					524,500		$ 524,500				
		914	040	Neighborhood Stabilization Programs					544,069		$ 544,069				
		914	040	Preservation and Re-Enhancement Initiative for Community Enhancement Grant HO (PRICE)					524,500		$ 524,500				Oregon Housing and Community Services (OHCS) was awarded $13.75 million from the U.S. Department of Housing and Urban Development (HUD) Preservation and Reinvestment Initiative for Community Enhancement (PRICE) Main grant. This grant will fund two existing OHCS programs to help manufactured housing residents stay in their homes at an affordable cost, make repairs, or replace the homes. These programs are the Manufactured Home Replacement Program (MHRP) and Manufactured Dwelling Park Preservation (MDPP).
		914	060	Community Development Block Grant Disaster Recovery					19,685,174		$ 19,685,174				In addition to funds the Oregon Legislature made available in the immediate aftermath of the 2020 Labor Day fires, the Legislature in July 2021 also allocated $150 million through HB 5006 to support wildfire recovery housing programs at OHCS. OHCS was able to draw upon the work of the Oregon Disaster Housing Task Force and the Disaster Housing Recovery Action Plan to begin making use of these legislative resources immediately. OHCS provided an update on the status of this funding to the Legislature in the 2022 short session.
		914	025	HCA/Sec 8						18,510,240	$ 18,510,240				The HUD Contract Administration Section (HCA) serves the state of Oregon as the Performance-Based Contract Administrator (PBCA) for project-based Section 8 housing. Each Section 8 project has a Housing Assistance Payment (HAP) contract which provides the project-based subsidy.
		914									$ -	0	0.00		
					27,601,236	-	60,436,140	53,974,632	41,771,589	18,510,240	202,293,838	-	-		
Reductions Target					27,601,236		60,436,140	53,974,632	41,771,589	18,510,240	202,293,838				
Difference					-	-	-	-	-	-	-				

Please note, reduction options do not apply to Debt Service

Agency Organization Charts 2025-27

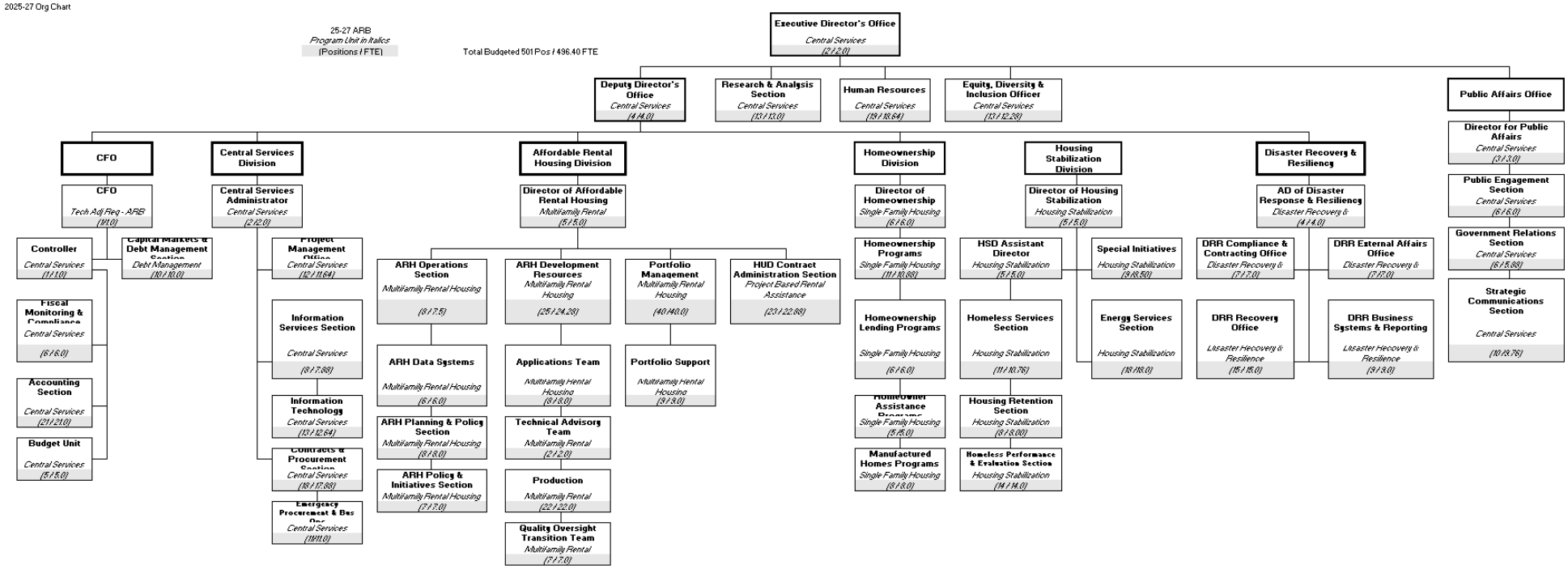

Agency Organization Charts 2027-29

2027-29 Org Chart

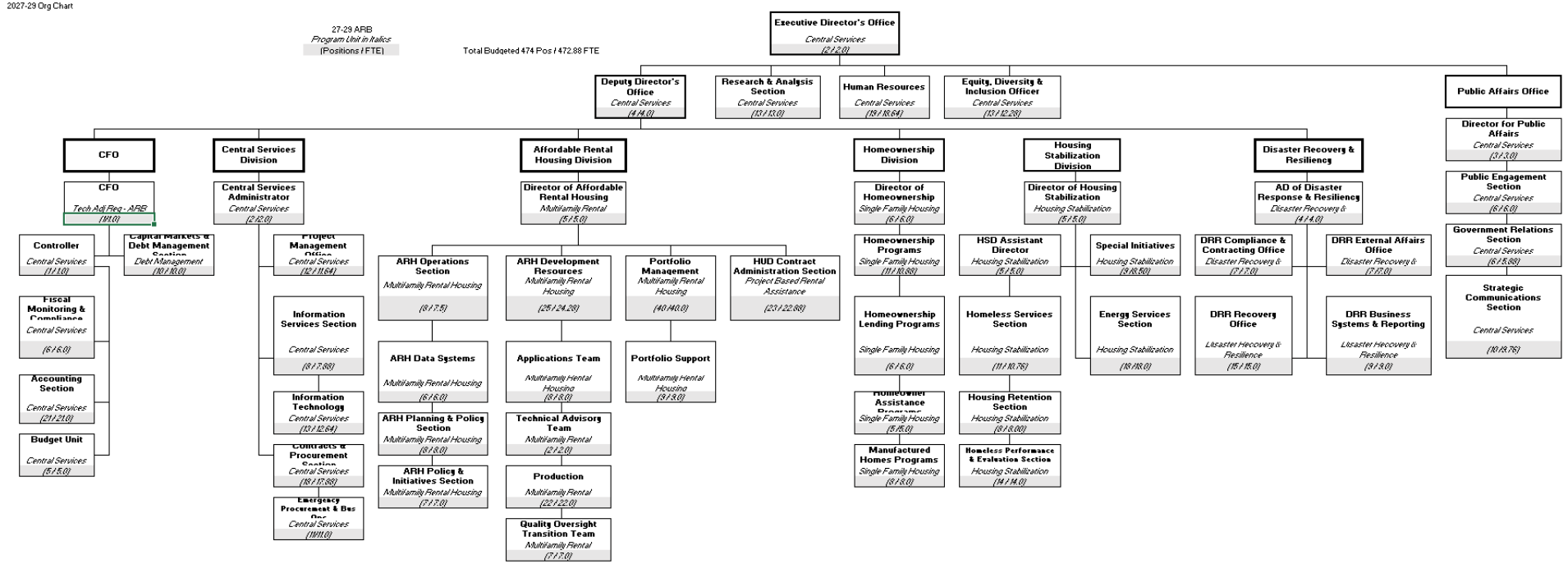

Revenues

OREGON HOUSING and COMMUNITY SERVICES

Revenue Discussion

Lottery Funds

The Department's 2027-29 revenue for Lottery Funds is $55,476,586. This is debt service payments on bonds for the Community Incentive Fund, to build housing and provide services in the Housing PLUS Program; to build housing for tenants with mental health and addiction issues; and to preserve affordable rental housing and manufactured home parks.

Other Funds

The Department's 2027-29 Other Funds revenue is $ $2,161,039,975, including Limited and Non-Limited Funds. The funding is derived from a variety of sources, including bond sales, loan repayments, public utility charges, document recording fees, and manufactured home tax assessments. Some of the programs using Other Funds are homeless assistance and prevention; homeownership programs; multifamily housing development; energy bill payment and weatherization assistance; and manufactured home parks dispute resolution and preservation. For more specific information, see the Revenues table that follows.

Federal Funds

Limited and Non-Limited Federal Funds total $ $743,775,533 for 2027-29. Funds are received from the US Department of Housing and Urban Development (HUD), the US Department of Health and Human Services (DHHS), the US Department of Energy (DOE), the US Department of Treasury, and the Bonneville Power Administration (BPA). These funds aid with such things as rent, shelter, energy bill payments, weatherization activities, housing development & rehabilitation, and support for survivors of wildfires in 2020. For specific information on programs, match requirements, and limits on uses, see the Revenues table that follows.

Lottery Funds

080-00 Bond Activities and Debt Service

Federal Agency	Source of Funds	Matching Funds		Agency Programs Funded	General Limits on Use of Funds	Basis for Estimate	Proposed Changes	
		Type	%				Revenue Sources or Fees	New Legislation
N/A	Transfer from DAS			ARH Preservation & Manufactured Housing Preservation	Debt service for Lottery-backed bonds	DAS estimate and Policy Option Package (POP)		
N/A	Transfer in Lottery Proceeds			ARH Preservation & Manufactured Housing Preservation	Debt service for Lottery-backed bonds	Debt-service estimate and POP		

Other Funds

010-00 Housing Stabilization Programs

Federal Agency	Source of Funds	Matching Funds		Agency Programs Funded	General Limits on Use of Funds	Basis for Estimate	Proposed Changes	
		Type	%				Revenue Sources or Fees	New Legislation
N/A	Public Utility Fees: Electricity Bill Payment Assistance			Oregon Energy Assistance Program	Energy assistance payments for low-income households	Straight line-Based on Historical Monthly Average		
N/A	Public Utility Fees: Weatherization			Weatherization programs	Weatherize houses occupied by eligible low-income families; energy conservation services to low-income households	Straight line-Based on Historical Monthly Average		
N/A	Public Purpose Charge: Assessments on petroleum distributors			State Home Oil Weatherization Program	Weatherize houses occupied by eligible families who use oil heat	Straight line-Based on Historical Monthly Average		
N/A	Program Application, Administration, and Financing Fees			Emergency Housing Assistance, Weatherization Programs	Recover administrative costs of the applicable program	Straight line-Based on Historical Monthly Average		
N/A	Interest Income			Homeless Services programs	Carrying out the Purposes authorized in ORS 456.550 to 456.725	Straight line-Based on Historical Monthly Average		

Budget Narrative

Federal Agency	Source of Funds	Matching Funds		Agency Programs Funded	General Limits on Use of Funds	Basis for Estimate	Proposed Changes	
		Type	%				Revenue Sources or Fees	New Legislation
N/A	Interest Income			Energy Bill Payment and Weatherization programs	Energy assistance payments to vendors; weatherize houses occupied by eligible low-income households	Straight line-Based on Historical Monthly Average		
N/A	Interest on security deposits			Emergency Housing Assistance	Carrying out the Purposes authorized in ORS 456.550 to 456.725	Straight line-Based on Historical Monthly Average		
N/A	Payments for program administration			Individual Development Accounts	Carrying out the Purposes authorized in ORS 456.550 to 456.725	Straight line-Based on Historical Monthly Average		
N/A	Housing Division Loan Repayments			Barclays Settlement	Energy bill payment assistance	Historical Monthly Average		
N/A	Transfer from General Fund			Housing Choice Landlord Guarantee Program & Long-Term Rental Assistance (LPGs & MAC)	Carrying out the Purposes authorized in ORS 456.550 to 456.725	AY29 Estimates for Personal Service costs (HCLG) & need-based (LTRA)		
N/A	Temporary Assistance to Needy Families (transfer from Dept. of Human Services)			Housing Stabilization Program	Carrying out the Purposes authorized in ORS 456.550 to 456.725	Contract ceiling amount with DHS.		

Budget Narrative

Federal Agency	Source of Funds	Matching Funds		Agency Programs Funded	General Limits on Use of Funds	Basis for Estimate	Proposed Changes	
		Type	%				Revenue Sources or Fees	New Legislation
N/A	Document Recording Fee (transfer from Dept. of Revenue)			Emergency Housing Assistance	Carrying out the Purposes authorized in ORS 456.550 to 456.725	Estimate provided by DOR		
N/A	Transfer from Oregon Health Authority			1115 Waiver	Used to cover specific positions that provide assistant to the 1115 waiver program	AY29 Estimates for Personal Service costs for positions tied to program		

Budget Narrative

025-00 Project-Based Rental Assistance Programs

Federal Agency	Source of Funds	Matching Funds		Agency Programs Funded	General Limits on Use of Funds	Basis for Estimate	Proposed Changes	
		Type	%				Revenue Sources or Fees	New Legislation
N/A	Performance-Based Contract Administrative Fees			Project-Based Rental Assistance programs	Carrying out the Purposes authorized in ORS 456.550 to 456.725	Straight line-Based on Historical Monthly Average		
N/A	Transfer from General Fund			Permanent Supportive Housing	Carrying out the Purposes authorized in ORS 456.550 to 456.725	AY29 Estimates for Personal Service costs (HCLG) & need-based (LTRA)		

Budget Narrative

030-00 Multifamily Rental Housing Programs

Federal Agency	Source of Funds	Matching Funds		Agency Programs Funded	General Limits on Use of Funds	Basis for Estimate	Proposed Changes	
		Type	%				Revenue Sources or Fees	New Legislation
N/A	Public Utility Fees: Housing Development			Affordable Rental Housing Programs	Low- and very-low-income housing	Straight line-Based on Historical Monthly Average		
N/A	Program Application, Administration, and Financing Fees			Affordable Rental Housing programs	Carrying out the Purposes authorized in ORS 456.550 to 456.725	Straight line-Based on Historical Monthly Average		
N/A	Asset Management and Compliance Monitoring Fees			Affordable Rental Housing programs	Carrying out the Purposes authorized in ORS 456.550 to 456.725	Straight line-Based on Historical Monthly Average		
N/A	Lottery Bond proceeds			Affordable Rental Housing programs	Carrying out the Purposes authorized in ORS 456.550 to 456.725	Debt-service estimates		
N/A	Interest Income			Affordable Rental Housing programs	Carrying out the Purposes authorized in ORS 456.550 to 456.725	Straight line-Based on Historical Monthly Average		
N/A	Loan Repayments			Affordable Rental Housing programs	Carrying out the Purposes authorized in ORS 456.550 to 456.725	Straight line-Based on Historical Monthly Average		
N/A	Document Recording Fee (transfer from Dept. of Revenue)			Affordable Rental Housing programs	Carrying out the Purposes authorized in ORS 456.550 to 456.725	Estimate provided by DOR		

Budget Narrative

040-00 Single Family Housing Programs

Federal Agency	Source of Funds	Matching Funds		Agency Programs Funded	General Limits on Use of Funds	Basis for Estimate	Proposed Changes	
		Type	%				Revenue Sources or Fees	New Legislation
N/A	Manufactured Home Park Registration Fees			Manufactured Communities Resource Center	Assist Park owners, provide technical services, and maintain statistics. Carry out responsibilities under ORS 105.138, 446.515	Straight line-Based on Historical Monthly Average		
N/A	Manufactured Home Assessment Fees			Manufactured Communities Resource Center	Assist Park owners, provide technical services, and maintain statistics. Carry out responsibilities under ORS 105.138, 446.515	Straight line-Based on Historical Monthly Average		
N/A	Loan Commitment Fee			First-Time Home Buyer Programs (Resident Loan Program)	Carrying out the Purposes authorized in ORS 456.550 to 456.725	Straight line-Based on Historical Monthly Average		
N/A	Admin Charges			Homeowner Assistance Programs	Recover administrative costs of the applicable program	Straight line-Based on Historical Monthly Average		
N/A	Interest Income			Manufactured Communities Resource Center	Assist Park owners, provide technical services, and maintain statistics. Carry out responsibilities under ORS 105.138, 446.515	Straight line-Based on Historical Monthly Average		

Budget Narrative

Federal Agency	Source of Funds	Matching Funds		Agency Programs Funded	General Limits on Use of Funds	Basis for Estimate	Proposed Changes	
		Type	%				Revenue Sources or Fees	New Legislation
N/A	Interest Income			Homeowner Assistance Programs	Carrying out the Purposes authorized in ORS 456.550 to 456.725	Straight line-Based on Historical Monthly Average		
N/A	LRAPP/RAHAPP Loan Interest			Oregon Homeownership Stabilization Initiative	Carrying out the Purposes authorized in ORS 456.550 to 456.725	Straight line-Based on Historical Monthly Average		
N/A	Housing Division Loan Repayments			Homeowner Assistance Programs & Oregon Homeownership Stabilization Initiative	Carrying out the Purposes authorized in ORS 456.550 to 456.725	Straight line-Based on Historical Monthly Average		
N/A	Transfer in From General Fund			Homeownership & Manufactured homes programs	Carrying out the Purposes authorized in ORS 456.550 to 456.725 & ORS 105.138, 446.515	Straight line-Based on Historical Monthly Average		
N/A	Document Recording Fee (transfer from Dept. of Revenue)			Homeowner Assistance Programs	Carrying out the Purposes authorized in ORS 456.550 to 456.725	Estimate provided by DOR		

060-00 Disaster Resiliency & Planning

Budget Narrative

Federal Agency	Source of Funds	Matching Funds		Agency Programs Funded	General Limits on Use of Funds	Basis for Estimate	Proposed Changes	
		Type	%				Revenue Sources or Fees	New Legislation
N/A	Treasury Interest on LRB Proceeds			Housing programs	Restricted by federal tax law and bond indentures	Straight line-Based on Historical Monthly Average		
N/A	Loan Principal Payments			Housing programs	Recover administrative costs of the applicable program	Estimates created from Loan Schedules		

Budget Narrative

070-00 Central Services

Federal Agency	Source of Funds	Matching Funds		Agency Programs Funded	General Limits on Use of Funds	Basis for Estimate	Proposed Changes	
		Type	%				Revenue Sources or Fees	New Legislation
N/A	Interest Income			Agency administration	Carrying out the Purposes authorized in ORS 456.550 to 456.725	Straight line-Based on Historical Monthly Average		
N/A	Transfer from OHA			1115 Waiver	Used to cover specific positions that provide assistant to the 1115 waiver program	AY29 Estimates for Personal Service costs for positions tied to program		

080-00 Bond Activities and Debt Service

Federal Agency	Source of Funds	Matching Funds		Agency Programs Funded	General Limits on Use of Funds	Basis for Estimate	Proposed Changes	
		Type	%				Revenue Sources or Fees	New Legislation
N/A	Sale of General Obligation Bonds			Housing programs	Costs of issuance for bonds	DAS estimate		
N/A	Sale of Lottery Revenue Bonds			Housing programs	Costs of issuance for bonds	DAS estimate		
N/A	Sale of Revenue Lottery Bonds			Housing programs	Restricted by federal tax law and bond indentures	Bond issuance schedules		
N/A	Interest Income			Housing programs	Carrying out the Purposes authorized in ORS 456.550 to 456.725	Straight line-Based on Historical Monthly Average		
N/A	Loan Interest Payments			Housing programs	Recover costs of the applicable program	Straight line-Based on Historical Monthly Average		
N/A	Loan Principal Repayments			Housing programs	Restricted by federal tax law and bond indentures	Straight line-Based on Historical Monthly Average		
N/A	Income from Sale of Revenue Bonds			Housing programs	Restricted by federal tax law and bond indentures	Provided by Debt Service group		

Federal Funds

010-00 Housing Stabilization Programs

Budget Narrative

Federal Agency	Source of Funds	Matching Funds		Agency Programs Funded	General Limits on Use of Funds	Basis for Estimate	Proposed Changes	
		Type	%				Revenue Sources or Fees	New Legislation
Bonneville Power Administration	Low-Income Weatherization Assistance Grant			Low-Income Weatherization Programs	Weatherize houses occupied by eligible low-income families	Program estimates		
US Dept. of Energy	Low-Income Weatherization Assistance Grant			Low-Income Weatherization Programs	Weatherize houses occupied by eligible low-income families	Program estimates		
US Dept. of Health & Human Services (DHHS)	Community Services Block Grant			Homeless Assistance Programs	Block grant to tailor programs to needs of communities	Program estimates		
DHHS	Low Income Home Energy Assistance Block Grant			Energy Bill Payment Assistance and Weatherization Programs	Energy assistance payments to vendors; Weatherize houses occupied by eligible low-income families	Program estimates		
US Dept. of Housing & Urban Development (HUD)	Continuum of Care /Homeless Management Information System	Local	25%	Homeless Assistance Programs	Operations of the information system	Program estimates		
HUD	Emergency Solutions Grant Program	State cash	100%	Homeless Assistance Programs	Essential services, prevention activities, shelter operations	Program estimates		

Budget Narrative

Federal Agency	Source of Funds	Matching Funds		Agency Programs Funded	General Limits on Use of Funds	Basis for Estimate	Proposed Changes	
		Type	%				Revenue Sources or Fees	New Legislation
HUD	HOME Investment Partnership Program	Non-federal	25%	Rental Assistance Programs	Tenant-based rental assistance	Program estimates		

025-00 Project-Based Rental Assistance Programs

Federal Agency	Source of Funds	Matching Funds		Agency Programs Funded	General Limits on Use of Funds	Basis for Estimate	Proposed Changes	
		Type	%				Revenue Sources or Fees	New Legislation
US Dept. of Housing & Urban Development (HUD)	Section 811 Project Rental Assistance			Section 811 Rent Subsidy program	Pass-through to landlords for low-income tenants' rent	Program estimates		
HUD	Section 8 Rent Subsidy program			Section 8 Rent Subsidy program	Pass-through to landlords for low-income tenants' rent	Program estimates		

030-00 Multifamily Rental Housing Programs

Federal Agency	Source of Funds	Matching Funds		Agency Programs Funded	General Limits on Use of Funds	Basis for Estimate	Proposed Changes	
		Type	%				Revenue Sources or Fees	New Legislation
Dept. of Housing & Urban Development (HUD)	HOME Investment Partnership Program	Non-federal	25%	Affordable Rental Housing Development	Housing rehab, home buyer assistance, multi-family development acquisition and construction	Program estimates		
HUD	National Housing Trust Fund	Non-federal	25%	Affordable Rental Housing Development	Same as HOME Investment Partnership Program	Program estimates		

040-00 Single Family Housing Programs

Federal Agency	Source of Funds	Matching Funds		Agency Programs Funded	General Limits on Use of Funds	Basis for Estimate	Proposed Changes	
		Type	%				Revenue Sources or Fees	New Legislation
US Dept. of Housing & Urban Development (HUD)	Neighborhood Stabilization Program			Neighborhood Stabilization Program	Re-development of foreclosed and abandoned properties	Program estimates		
US Treasury	Homeowner Assistance Fund (HAF)			Homeowner Assistance Fund ARB request	POP 511 in ARB for positions needed to wind down HAF program	Program estimates		

DETAIL OF LOTTERY FUNDS, OTHER FUNDS, AND FEDERAL FUNDS REVENUE

Housing & Community Svcs Dept **Agency Number: 91400**

2027-29 Biennium **Cross Reference Number: 91400-000-00-00-00000**

Source	2023-25 Actuals	2025-27 Leg Adopted Budget	2025-27 Leg Approved Budget	2027-29 Agency Request Budget	2027-29 Governor's Budget	2027-29 Leg. Adopted Budget
Lottery Funds						
Transfer In Lottery Proceeds	-	-	-	10,756,746	-	-
Tsfr From Administrative Svcs	29,144,575	43,110,880	43,110,880	44,719,840	-	-
Total Lottery Funds	**$29,144,575**	**$43,110,880**	**$43,110,880**	**$55,476,586**	**-**	**-**
Other Funds						
Other Selective Taxes	1,423,190	2,640,000	2,640,000	1,328,543	-	-
Non-business Lic. and Fees	151,800	223,200	223,200	328,200	-	-
Public Utilities Fees	111,636,761	129,848,500	129,848,500	160,709,097	-	-
Charges for Services	3,481,101	2,640,000	2,640,000	1,212,577	-	-
Admin and Service Charges	46,113,609	51,544,293	51,544,293	72,946,690	-	-
Fines and Forfeitures	29,615	40,000	40,000	37,000	-	-
General Fund Obligation Bonds	600,255,000	650,544,194	750,544,194	775,710,000	-	-
Lottery Bonds	54,815,000	52,500,000	52,500,000	209,345,180	-	-
Interest Income	86,122,792	43,571,278	115,914,278	60,721,006	-	-
Housing Div Loan Repayments	7,464,680	20,820,536	22,720,536	12,094,201	-	-
Other Revenues	1,944,460	340,640	340,640	3,693,944	-	-
Transfer In - Intrafund	66,435,123	53,426,310	53,426,310	51,493,179	-	-
Transfer from General Fund	151,137,910	126,800,000	126,800,000	-	-	-
Tsfr From Human Svcs, Dept of	3,773,401	5,000,000	5,000,000	5,184,540	-	-
Tsfr From Administrative Svcs	61,880	-	-	-	-	-
Tsfr From Revenue, Dept of	51,517,994	68,849,000	68,849,000	51,563,044	-	-
Tsfr From Environmental Quality	-	6,379,054	6,379,054	6,379,054	-	-
Tsfr From Oregon Health Authority	75,000	1,054,879	1,054,879	-	-	-
Transfer Out - Intrafund	(52,315,476)	(42,567,770)	(42,567,770)	(51,493,179)	-	-

DETAIL OF LOTTERY FUNDS, OTHER FUNDS, AND FEDERAL FUNDS REVENUE

Housing & Community Svcs Dept **Agency Number: 91400**

2027-29 Biennium **Cross Reference Number: 91400-000-00-00-00000**

Source	2023-25 Actuals	2025-27 Leg Adopted Budget	2025-27 Leg Approved Budget	2027-29 Agency Request Budget	2027-29 Governor's Budget	2027-29 Leg. Adopted Budget
Other Funds						
Tsfr To Administrative Svcs	(4,556,467)	-	-	-	-	-
Total Other Funds	**$1,129,567,373**	**$1,173,654,114**	**$1,347,897,114**	**$1,361,253,076**	**-**	**-**
Federal Funds						
Federal Funds	314,757,251	349,381,416	350,270,178	701,945,253	-	-
Transfer In - Intrafund	-	6,320,777	6,320,777	6,539,954	-	-
Transfer Out - Intrafund	-	(6,281,608)	(6,281,608)	(6,539,954)	-	-
Total Federal Funds	**$314,757,251**	**$349,420,585**	**$350,309,347**	**$701,945,253**	**-**	**-**
Nonlimited Other Funds						
Admin and Service Charges	22,700	-	-	22,700	-	-
Fines and Forfeitures	1,810	-	-	-	-	-
Revenue Bonds	484,605,000	-	-	-	-	-
Refunding Bonds	5,083,502	-	-	-	-	-
Interest Income	103,579,023	89,862,600	89,862,600	121,524,199	-	-
Housing Div Loan Repayments	129,708,493	124,972,700	124,972,700	268,591,487	-	-
Other Revenues	66,608	-	-	-	-	-
Transfer In - Intrafund	331,698,452	139,750,437	139,750,437	-	-	-
Tsfr From Administrative Svcs	1,358,241	-	-	-	-	-
Transfer Out - Intrafund	(345,818,099)	(150,648,146)	(150,648,146)	-	-	-
Tsfr To Administrative Svcs	(373,205)	-	-	-	-	-
Total Nonlimited Other Funds	**$709,932,525**	**$203,937,591**	**$203,937,591**	**$390,138,386**	**-**	**-**
Nonlimited Federal Funds						
Federal Funds	192,045,624	185,102,399	185,102,399	256,585,577	-	-
Total Nonlimited Federal Funds	**$192,045,624**	**$185,102,399**	**$185,102,399**	**$256,585,577**	**-**	**-**

DETAIL OF LOTTERY FUNDS, OTHER FUNDS, AND FEDERAL FUNDS REVENUE

Source	Fund	ORBITS Revenue Acct	2023-25 Actual	2025-27 Leg Adopted	2025-27 Estimates	Agency Requested
Lottery Funds	**4430**					
Interest Income (Investment Income)	4430	0605	$ -			
Transfer from Department of Admin Services (DAS)	4430	1107	$ 29,144,575	$ 43,110,880	$ 43,110,880	$ 44,719,840
Transfer in Lottery Proceeds	4430	1040		$ -		$ 10,756,746
Transfer Out to Other Funds	4430	2010	$ (392,941)			
Total Lottery Funds	**4430**		**$ 28,751,634**	**$ 43,110,880**	**$ 43,110,880**	**$ 55,476,586**
Other Funds Capital Construction	**3020**					
General Obligation Bonds						
Local Innovation and Fast Track (LIFT) Housing for Rental Housing	3020	0555	$ 520,255,000	$ 440,000,000	$ 440,000,000	$ 540,000,000
Local Innovation and Fast Track (LIFT) Housing for Homeownership (aka H	3020	0555	$ -	$ 100,000,000	$ 100,000,000	$ 150,000,000
Permanent Supportive Housing (PSH)	3020	0555	$ 80,000,000	$ 80,000,000	$ 80,000,000	$ 80,000,000
Prefabricated Housing	3020	0555	$ -	$ 25,000,000	$ 25,000,000	$ -
Interest						
Local Innovation and Fast Track (LIFT) Housing for Rental Housing	3020	0605	$ 43,642,702	$ -	$ -	$ -
Permanent Supportive Housing (PSH)	3020	0605	$ 1,015,728	$ -	$ -	$ -
Transfer Out to Other Funds						
Local Innovation and Fast Track (LIFT) Housing for Rental Housing	3020	2010	$ (2,391,697)	$ -	$ -	$ -
Permanent Supportive Housing (PSH)	3020	2010	$ (465,583)	$ -	$ -	$ -
Total Other Funds Capital Construction			**$ 642,056,150**	**$ 645,000,000**	**$ 645,000,000**	**$ 770,000,000**
Other Funds Limited	**3400**					
Other Selective Taxes						
Construction Exercise Tax Receipts	3400	0190	$ 1,423,190	$ 2,640,000	$ 1,328,543	$ 1,328,543
Non-business Lic & Fees						
Marinas & Manufactured Dwelling Park Reg	3400	0210	$ 151,800	$ 223,200	$ 328,200	$ 328,200
Public Utility Fees						
Low-Income Electric Bill Payment Assist Charge	3400	0240	$ 46,558,100	$ 77,600,000	$ 77,600,000	$ 77,600,000
Public Purpose Charge (Housing Development)	3400	0240	$ 13,183,604	$ 10,248,500	$ 10,248,500	$ 17,168,448
Public Purpose Charge (Weatherization)	3400	0240	$ 51,895,056	$ 42,000,000	$ 42,000,000	$ 65,940,649
Charges for Services						
Flex Lending Program	3400	0410	$ 2,264,741	$ -	$ -	
Marinas & Manufactured Assess (MMCRC)	3400	0410	$ 1,216,360	$ 2,640,000	$ 1,212,577	$ 1,212,577
Admin & Service Charges						
Service Contract Admin Revenue	3400	0415	$ 124,778	$ -	$ -	$ -
Individual Development Accounts Administration Charges	3400	0415	$ 200,000	$ 200,000	$ 200,000	$ 200,000

Budget Narrative

Petroleum Distributor Assessments (SHOW)	3400	0415	$ 275,035	$ 400,000	$ 400,000	$ 400,000
HUD Contract Administration Section 8 Admin	3400	0415	$ 8,285,928	$ 7,920,000	$ 10,227,246	$ 10,227,246
Agriculture Worker Housing Development Application & Admin Fees	3400	0415	$ 4,200	$ 4,000	$ -	$ -
Conduit Loan Admin Charges	3400	0415	$ 7,861,834	$ 11,403,800	$ 15,135,684	$ 15,135,684
Elderly &Disabled Application & Admin Fees	3400	0415	$ 224,614	$ 241,125	$ 222,364	$ 222,364
General Housing Account Admin Charges, Compliance Charges, & Application Fees	3400	0415	$ 2,342,372	$ 1,568,600		
Local Innovation and Fast Track (LIFT) Housing for Rental Housing Compliance Charges, Application Fees, & Admin Charges	3400	0415	$ 6,362,475	$ 3,388,600	$ 9,184,547	$ 9,184,547
Low-Income Housing Tax Credit - 4% Admin Charge, Compliance Charge, Loans Fees	3400	0415	$ 11,136,231	$ 14,265,100	$ 15,532,934	$ 15,532,934
Low-Income Housing Tax Credit - 9% Admin Charge, Compliance Charge, Loans Fees	3400	0415	$ 3,646,838	$ 4,523,500	$ 4,048,336	$ 4,048,336
Housing Development Guarantee application fees & admin charges	3400	0415	$ 131,900	$ 20,500	$ 3,009,128	$ 3,009,128
HOME Application fees & admin charges	3400	0415		$ 11,700	$ -	$ -
Land Acquisition Program Application fees, admin charges, & loan admin charge	3400	0415	$ 219,911	$ 120,900	$ 2,002,554	$ 2,002,554
Oregon Affordable Housing Tax Credit: Tax Credit Annual Fee & admin charges	3400	0415	$ 1,335,724	$ 972,000	$ 1,654,660	$ 1,654,660
Permanent Supportive Housing application fee & admin charges	3400	0415	$ 1,076,837	$ 648,000	$ -	$ -
HDGP Admin & Compliance Charge	3400	0415		$ 21,000	$ 57,000	$ 57,000
Lottery Revenue Bond - Pres Admin Charges	3400	0415		$ 1,800	$ 720,250	$ 720,250
Multifamily Bonds Assumption/Assignment Charges	3400	0415	$ 75,276	$ 166,000	$ 3,700,328	$ 3,700,328
Permanent Long-Term Financing (PLFR)	3400	0415	$ -	$ 1,979,090	$ 1,979,090	$ 1,979,090
Multifamily Weatherization	3400	0415	$ 10,500	$ -	$ -	$ -
Multifamily Rental Housing Charges (Multiple Programs)	3400	0415			$ 954,578	$ 954,578

DETAIL OF LOTTERY FUNDS, OTHER FUNDS, AND FEDERAL FUNDS REVENUE

Source	Fund	ORBITS Revenue Acct	2023-25 Actual	2025-27 Leg Adopted	2025-27 Estimates	Agency Requested
Flex Lending Program	3400	0415	$ 16,750	$ 19,680	$ 20,000	$ 20,000
Local Innovation and Fast Track (LIFT) Assumption/Assignment Charges	3400	0415	$ 1,355,225	$ 1,440,000	$ 1,622,294	$ 1,622,294
Resident Loan Program Loan Originator Fees	3400	0415	$ 1,110,726	$ 1,536,000	$ 1,459,015	$ 1,459,015
Oregon Homeownership Stabilization Initiative admin charges, loan pay-off charges	3400	0415	$ 22,733	$ 40,800	$ -	$ -
Housing Development Incubator Program Assumption/Assignment charges	3400	0415	$ 282,489	$ 648,000	$ 648,000	$ 648,000
Homeownership Assistance Fund loan pay-off charges	3400	0415	$ 11,233	$ 4,098	$ 168,682	$ 168,682
Fines & Forfeitures						
Agriculture Worker Housing Development Civil Payments from BOLI	3400	0505	$ 10,966	$ 40,000	$ -	$ -
Marinas & Manufactured Communities Resource Center	3400	0505	$ 18,649	$ -	$ 37,000	$ 37,000
General Obligation Bonds						
Cost of Issuance	3400	0555	$ -	$ 5,544,194	$ 5,544,194	$ 5,710,000
Lottery Bonds						
Lottery Bonds for Preservation	3400	0565	$ -	$ 50,000,000	$ 50,000,000	$ 201,755,368
Lottery Revenue Bonds for Preservation Manufactured Park	3400	0565	$ -	$ 2,500,000	$ 2,500,000	$ 7,589,812
Affordable Rental Housing Lottery Backed Revenue Bonds	3400	0565	$ 54,815,000	$ -	$ -	
Debt Management Lottery Backed Revenue Bonds	3400	0565	$ -	$ -	$ -	$ -
Interest Income						
Community Incentive Fund: CIF	3400	0605	$ 186,123	$ -	$ 186,123	$ 186,123
Emergency Housing Assistance	3400	0605	$ 797,356	$ 576,000	$ 797,356	$ 797,356
Elderly Rental Assistance	3400	0605	$ 3	$ -		
Housing Choice Landlord Guarantee Program	3400	0605	$ 194,167	$ 21,600	$ 248,352	$ 248,352
Rent Guarantee Program	3400	0605	$ 18,182	$ 17,400	$ 21,824	$ 21,824
Wildfire Recovery	3400	0605	$ 2,442,425	$ -		
Energy Conservation Helping Oregonians	3400	0605	$ 3,564,161	$ 2,904,000	$ 4,334,231	$ 4,334,231
Oregon Energy Assistance Program	3400	0605	$ 1,240,588	$ 1,248,000	$ 1,103,220	$ 1,103,220
Oregon Multifamily Energy Program (OMEP or ORMEP)	3400	0605			$ 291,200	$ 291,200
State Home Oil Weatherization	3400	0605		$ 44,400	$ 42,623	$ 42,623
Oregon Homeownership Stabilization Initiative	3400	0605	$ 657,978		$ -	$ -
Agriculture Worker Housing Development	3400	0605	$ 1,274	$ 500	$ 14,000	$ 14,000
General Housing Account Program	3400	0605	$ 18,128,031	$ 18,720,000	$ 18,720,000	$ 18,720,000

Budget Narrative

General Housing Account - Preservation	3400	0605	$ 66,000	$ 16,800		
Housing Development Guarantee - Pre-Development and Trust Fund	3400	0605	$ 2,261,289	$ 2,144,400	$ 2,268,817	$ 2,268,817
Land Acquisition Program	3400	0605	$ 2,429,606	$ 2,880,000	$ 2,506,732	$ 2,506,732
Loan Guarantee Fund	3400	0605	$ 937,375	$ 1,070,750	$ 1,070,750	$ 1,070,750
Lottery Revenue Bonds for Preservation	3400	0605	$ 1,397,138	$ 192,240	$ 5,517,611	$ 5,517,611
Moderate Income Revolving Loan Fund	3400	0605	$ 2,855,724	$ -	$ 7,144,735	$ 7,144,735
Conduit/Pass-Through Bonds	3400	0605	$ 75,506	$ 80,400	$ -	$ -
Interest - HAF	3400	0605	$ -	$ -	$ -	$ -
Interest - Multifamily Rental Housing Bond Programs	3400	0605	$ -	$ 1,708,080	$ 5,665,123	$ 5,665,123
Flex Lending Program	3400	0605	$ 1,512,248	$ 1,248,000	$ 1,512,248	$ 1,512,248
Home Owner Assistance Program	3400	0605	$ 1,680,543	$ 3,048,000	$ 1,680,543	$ 1,680,543
Manufactured Homes Replacement Fund	3400	0605	$ -	$ 211,200	$ 44,969	$ 44,969
Parks Preservation	3400	0605	$ 190,289	$ 84,000	$ 44,969	
Marinas & Manufactured Communities Resource Center	3400	0605	$ 55,542	$ 72,000	$ 187,590	$ 187,590
Oregon Homeownership Stabilization Initiative	3400	0605		$ 672,000	$ -	$ -
Interest - Disaster Recovery & Resiliency	3400	0605		$ 3,600,000	$ 1,612,001	$ 1,612,001
Central Services	3400	0605		$ 2,928,000	$ -	$ -
Elderly & Disabled	3400	0605	$ 74,601	$ 79,200	$ -	$ -
Bond Activities & Debt Service	3400	0605		$ 4,308	$ -	$ -
Miscellaneous	3400	0605			$ -	$ 5,750,958
Housing Div Loan Repayments						
Barclay's	3400	0930	$ 25,000	$ 24,000	$ 1,194,947	$ 1,194,947
Housing Stabilization Programs	3400	0930	$ 1,967,765	$ 4,920,000	$ 4,920,000	$ 4,920,000
Housing Development Guarantee - Pre-Development and Trust Fund	3400	0930	$ 28,685	$ -	$ -	$ -
Lottery Revenue Bonds for Preservation	3400	0930	$ -	$ 471,800		
Land Acquisition Program	3400	0930	$ 5,130,500	$ 5,053,000	$ 2,178,000	$ 2,178,000
Multifamily Rental Housing Programs	3400	0930	$ 218,935		$ 451,897	$ 451,897
Low-Income Home Energy Programs	3400	0930	$ -	$ -	$ 36,000	$ 36,000
Oregon Multifamily Energy Program	3400	0930	$ -	$ -	$ 160,579	$ 160,579
Flex	3400	0930	$ -	$ 26,400		
Manufactured Homes Preservation	3400	0930	$ 93,795		$ 187,590	$ 187,590
Single Family Housing Programs Miscellaneous	3400	0930	$ -		$ 2,965,188	$ 2,965,188

DETAIL OF LOTTERY FUNDS, OTHER FUNDS, AND FEDERAL FUNDS REVENUE

Source	Fund	ORBITS Revenue Acct	2023-25 Actual	2025-27 Leg Adopted	2025-27 Estimates	Agency Requested
Disaster Recovery and Resiliency Program	3400	0930	$ -	$ 10,325,336	$ -	$ -
Other Revenues						
Security Deposit Interest	3400	0975		$ 134,400		
Elderly Rental Assistance	3400	0975	$ -	$ -	$ 875,458	$ 875,458
Emergency Housing Assistance Program	3400	0975	$ 154,316	$ -		
Emergency Rental Assistance	3400	0975	$ 875,458	$ -		
Corona Relief Fund Miscellaneous Revenue	3400	0975	$ 10,386	$ -		
Low Income Weatherization Assistance	3400	0975	$ 11,088	$ -		
Low Income Energy Assistance	3400	0975	$ 4,350	$ -		
Energy Conservation Helping Oregonians	3400	0975	$ -	$ -	$ 323,080	$ 323,080
Housing Development Guarantee - Pre-Development and Trust Fund Reba	3400	0975	$ -	$ 200,000		
Multifamily Rental Housing Programs	3400	0975	$ 242,101	$ -	$ 1,450,876	$ 1,450,876
Construction Excise Tax	3400	0975	$ -	$ -	$ 361,030	$ 361,030
Home Ownership Assistance	3400	0975	$ -	$ -	$ 12,000	$ 12,000
Neighborhood Stabilization Program	3400	0975	$ -	$ -		
Single Family Rental Housing Programs	3400	0975	$ 634,635	$ -	$ 503,290	$ 503,290
Oregon Housing Stabilization Initiative	3400	0975	$ 12,124	$ -		
Permanent Supportive Housing Rent Assistance	3400	0975	$ -	$ -	$ 168,210	$ 168,210
Central Services	3400	0975	$ -	$ 6,240		
Transfer In						
Transfer In - Intrafund	3400	1010	$ 22,439,672	$ 53,426,310	$ 53,426,310	$ 51,493,177
Transfer In - Other						
Housing Choice Landlord Guarantee Program	3400	1050				
Transfer In From General Fund						
Oregon Rehousing	3400	1060	$ 39,000,000	$ -	$ -	$ -
Housing Choice	3400	1060	$ 3,100,000	$ -	$ -	$ -
Emergency Housing Assistance Program	3400	1060	$ 5,000,000	$ -	$ -	$ -
PSH Risk Mitigation	3400	1060	$ 4,000,000	$ -	$ -	$ -
Housing Choice Landlord Guarantee Program	3400	1060	$ 337,910	$ -	$ -	$ -
Long-Term Rental Assistance	3400	1060		$ 87,400,000	$ 87,400,000	$ -
Agriculture Worker Housing Development	3400	1060		$ 10,000,000	$ 10,000,000	$ -
Housing Project Revolving Loans	3400	1060	$ 75,000,000		$ -	$ -
Pre-Development Program	3400	1060	$ 9,700,000		$ -	$ -
Down Payment Assistance with Flex Lending	3400	1060	$ 7,500,000	$ 3,900,000	$ 3,900,000	$ -

Homeownership Programs	3400	1060	$ 5,000,000	$ -	$ -	$ -
Manufactured Homes Replacement Fund	3400	1060	$ -	$ 2,000,000	$ 2,000,000	$ -
Manufactured Homes Programs	3400	1060	$ 2,500,000	$ -	$ -	$ -
Senior & Disabled Housing Development Initiative	3400	1060	$ -	$ 23,500,000	$ 23,500,000	$ -
Transfer in From DHS						
Housing Stabilization Program/Temporary Assistance to Needy Families	3400	1100	$ 3,727,266	$ 5,000,000	$ 5,000,000	$ 5,000,000
HUD Contract Administration	3400	1100	$ 46,135	$ -	$ 184,540	$ 184,540
Transfer in From DOR						
Document Recording Fee (Emergency Housing Assistance)	3400	1150	$ 5,151,799	$ 6,884,900	$ 6,884,900	$ 5,156,344
Document Recording Fee (General Housing Account Programs)	3400	1150	$ 39,153,676	$ 52,325,240	$ 52,325,240	$ 39,187,880
Document Recording Fee (Home Owner Assistance Programs)	3400	1150	$ 7,212,519	$ 9,638,860	$ 9,638,860	$ 7,218,820
Transfer in from Department of Environmental Quality						
Department of Environmental Quality Federal Grant Pas through to OHCS	3400	1340	$ -	$ 6,379,054	$ 6,379,054	$ 6,379,054
Transfer in From OHA (Oregon Health Authority)						
1115 Waiver - Housing Stabilization	3400	1443		$ 577,579	$ -	$ -
1115 Waiver - Admin (Central Service - Accounting) Position	3400	1443		$ 252,969	$ -	$ -
1115 Waiver Program (Central Services -Public Affairs Position	3400	1443		$ 224,331	$ -	$ -
261 811 Program	3400	1443	$ 75,000		$ -	$ -
Transfer Out - Intrafund	3400	2010	$ (5,730,234)	$ (42,567,770)	$ (42,567,770)	$ (51,493,179)
Transfer Out to DAS	3400	2107	$ (4,556,468)	$ -	$ -	
Default	3400	9999	$ (227,239)	$ -	$ -	$ -
Total Other Funds Limited	**3400**		**$ 486,256,398**	**$ 528,654,114**	**$ 552,620,000**	**$ 591,253,074**

DETAIL OF LOTTERY FUNDS, OTHER FUNDS, AND FEDERAL FUNDS REVENUE

Source	Fund	ORBITS Revenue Acct	2023-25 Actual	2025-27 Leg Adopted	2025-27 Estimates	Agency Requested
Admin & Service Charges						
Conduit Loan Admin Charges	3200	0415	$ 22,700	$ -	$ 22,700	$ 22,700
Fines & Forfeitures						
Single Family Mortgage Revenue Bond Fees	3200	0505	$ 1,810	$ -	$ -	$ -
Revenue Bonds						
Single Family Mortgage Revenue Bonds	3200	0570	$ 484,605,000	$ -	$ -	$ -
Interest Income						
Oregon Rural Rehab Program	3200	0605	$ 70,726	$ 23,400	$ 92,278	$ 92,278
Land Acquisition Program (Homeownership)	3200	0605		$ 40,800	$ 40,800	$ 40,800
Flex Lending Program	3200	0605		$ 62,400	$ 899,607	$ 899,607
Down Payment Assistance with Flex Lending	3200	0605	$ 239,447			
Single Family Housing Programs	3200	0605				
Elderly & Disabled Housing Bond	3200	0605	$ 10,114,158	$ 10,500,000	$ 10,500,000	$ 10,500,000
Interest- Multifamily Housing Mortgage Revenue Bonds	3200	0605	$ 4,462,558	$ 3,984,000	$ 5,576,958	$ 5,576,958
Interest- Single Family Mortgage Revenue Bonds	3200	0605	$ 88,692,136	$ 75,252,000	$ 104,414,556	$ 104,414,556
Housing Div Loan Repayments						
Flex Lending	3200	0930	$ 141,109		$ 141,109	$ 141,109
Oregon Rural Rehab Program	3200	0930	$ 737,379	$ 52,700	$ 1,714,472	$ 1,714,472
Elderly & Disabled Housing Bond	3200	0930	$ 5,367,716	$ 8,160,000	$ 5,367,716	$ 5,367,716
Multifamily Bonds	3200	0930	$ 3,365,076	$ 7,560,000	$ 3,447,554	$ 3,447,554
Single Family Bonds	3200	0930	$ 120,097,213	$ 109,200,000	$ 257,920,636	$ 257,920,636
Other Revenues						
MF Housing Revenue Bond	3200	0975	$ -	$ -	$ -	$ -
Single Family Mortgage Revenue Bond	3200	0975	$ 66,608	$ -	$ -	$ -
Bond Activities & Debt Service	3200	0975		$ -	$ -	$ -
Default	3200	9999	$ 749,657	$ -	$ -	$ -
Transfer In - Intrafund	3200	1010	$ 7,449,019	$ -	$ -	$ -
Transfer In - Intrafund	3230	1010	$ -	$ -	$ -	$ -
Transfer In From General Fund						
Transfer In From General Fund	3200	1060				
Transfer Out - Intrafund	3200	2010	$ (344,071,739)	$ (150,648,146)	$ (150,648,146)	
Total Other Funds Non-Limited Revenue	**3200**		**$ 382,110,573**	**$ 64,187,154**	**$ 239,490,240**	**$ 390,138,386**
Other Funds Debt Service Non-Limited	**3230**					

Advanced Refunding Bonds	3230	0575	$ 5,083,500	$ -		
Default	3230	9999	$ 171,086	$ -		
Transfer In from Other Funds	3230	1010	$ 324,078,347	$ 139,750,437	$ 139,750,437	
Transfer in from Dept of Administrative Services	3230	1107	$ 1,358,241	$ -		
Transfer out Intrafund	3230	2010	$ (1,746,361)	$ -		
Transfer out to Department of Administrative Services	3230	2107	$ (373,205)	$ -		
Total Other Funds Debt Service Non-Limited	**3230**		**$ 328,571,608**	**$ 139,750,437**	**$ 139,750,437**	**$ -**
Other Funds Debt Service Limited	**3430**					
Interest and Investments						
Lottery Revenue Bonds (Debt Service)	3430	0605	$ 687,475	$ -	$ -	$ -
Local Innovation and Fast Track (LIFT) Housing for Rental Housing	3430	0605	$ 624	$ -	$ -	$ -
Permanent Supportive Housing - Development	3430	0605	$ 10,114	$ -	$ -	$ -
Transfer In from Other Funds						
Lottery Revenue Bonds (Debt Service)	3430	1010	$ 372,998	$ -	$ -	$ -
Permanent Supportive Housing - Development	3430	1010	$ 465,583	$ -	$ -	$ -
Transfer in from Department of Administrative Services	3430	1107	$ 61,880	$ -	$ -	$ -
Transfer out to Other Funds	3430	2010	$ (7,064)	$ -	$ -	$ -
Total Other Funds Debt Service Limited	**3430**		**$ 1,591,610**	**$ -**	**$ -**	**$ -**
Federal Funds Limited	**6400**					
Administrative and Service Charges HOME ARP	6400	0415	$ 2,500	$ -		
Interest and Investments						
HOME ARP	6400	0605	$ 6,899	$ -		
HOME Partnership Grants	6400	0605	$ 59,452	$ -		
Housing Assistance Fund	6400	0605	$ 521,088	$ -		
Miscellaneous	6400	0605	$ 60,863	$ -		
Housing Division Loan Repayments						
HOME Partnership Grants	6400	0930	$ 163,799	$ -		
Housing Assistance Fund HAF	6400	0930	$ 2,753,927	$ -		

DETAIL OF LOTTERY FUNDS, OTHER FUNDS, AND FEDERAL FUNDS REVENUE

Source	Fund	ORBITS Revenue Acct	2023-25 Actual	2025-27 Leg Adopted	2025-27 Estimates	Agency Requested
Bonneville Power Administration	6400	0995	$ 3,160,006	$ 3,891,639	$ 3,100,000	$ 3,100,000
Department of Energy	6400	0995	$ 16,266,541	$ 7,376,656	$ 17,032,444	$ 17,032,444
Department of Health & Human Services	6400	0995	$ 120,165,890	$ 99,837,312	$ 118,423,203	$ 118,423,203
Department of Housing & Urban Development	6400	0995	$ 100,646,750	$ 229,588,093	$ 299,702,605	$ 299,702,605
US Treasury	6400	0995	$ 6,019,784	$ 8,687,716	$ 3,571,301	$ 3,571,301
Miscellaneous	6400	0995	$ -	$ -	$ 260,115,700	$ 260,115,700
Transfer In - Intrafund	6400	1010		$ 6,320,777	$ 6,320,777	$ 6,539,955
Transfer Out - Intrafund	6400	2010		$ (6,281,608)	$ (6,281,608)	$ (6,539,954)
Total Federal Funds Limited	**6400**		**$ 246,258,971**	**$ 349,420,585**	**$ 701,984,422**	**$ 701,945,254**
Federal Funds Non-limited	**6200**					
Department of Housing & Urban Development	6200	0360	$ 192,009,071	$ 185,102,399	$ 185,102,399	$ 256,585,577
Department of Housing & Urban Development	6200	0605	$ 36,554	$ -		
Total Federal Funds Non-Limited	**6200**		**$ 192,045,625**	**$ 185,102,399**	**$ 185,102,399**	**$ 256,585,577**

Housing Stabilization Programs

OREGON HOUSING and COMMUNITY SERVICES

Housing Stabilization Programs 2025-27 LAB Organizational Chart

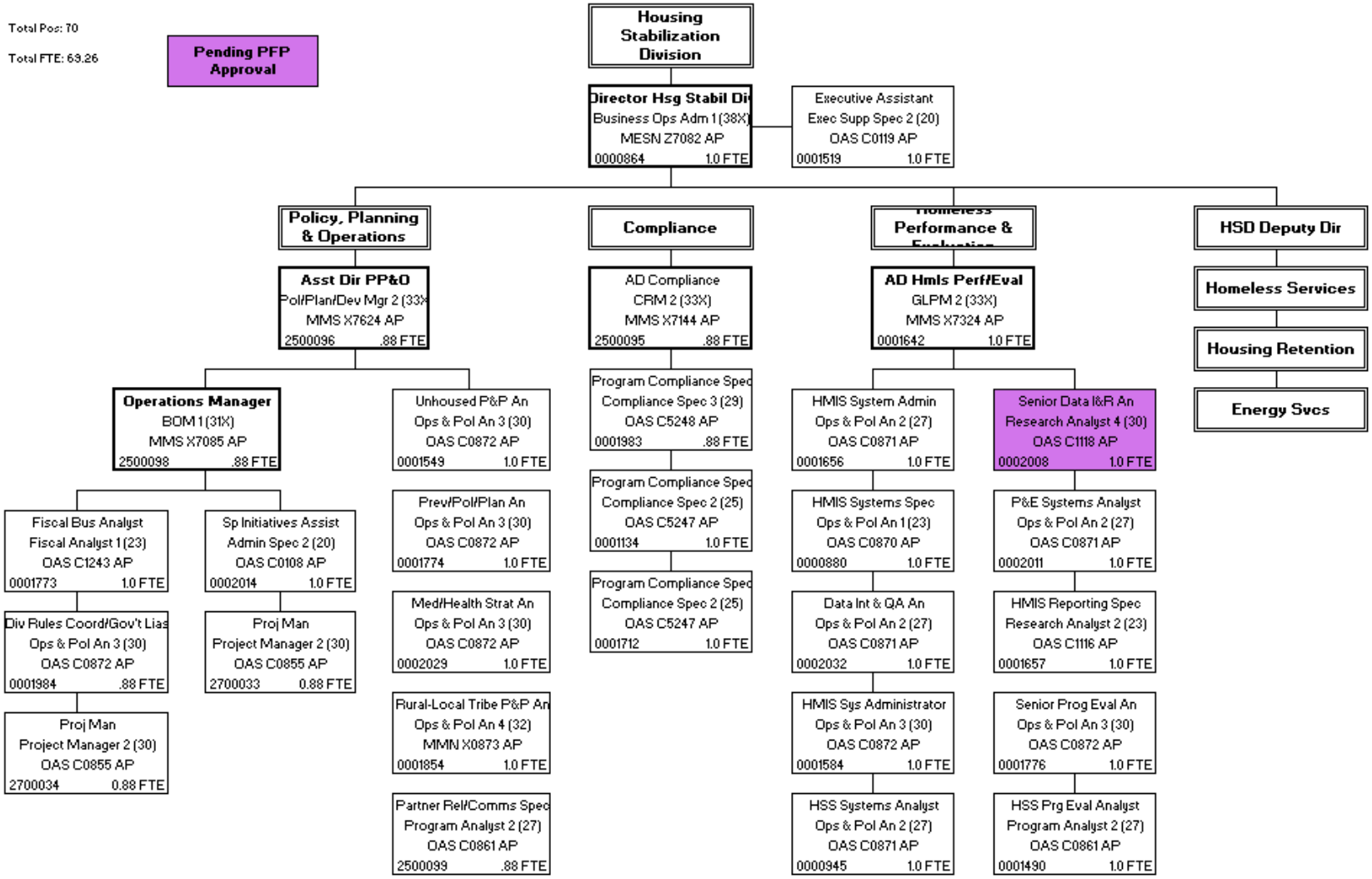

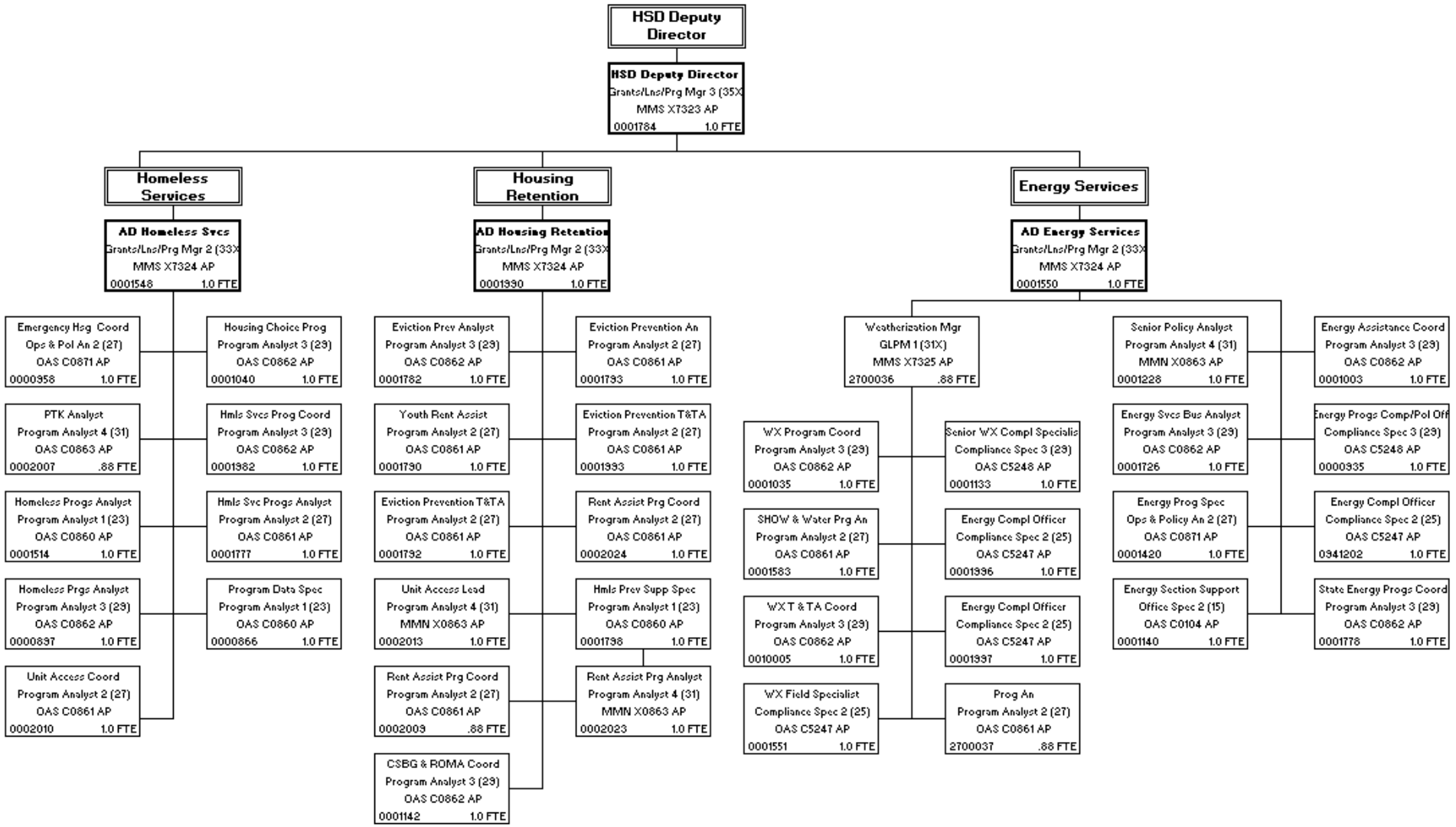
HSD Deputy Director
HSD Deputy Director
Grants/Lns/Prg Mgr 3 (35X
MMS X7323 AP
0001784 1.0 FTE
Homeless Services
AD Homeless Svcs
Grants/Lns/Prg Mgr 2 (33X
MMS X7324 AP
0001548 1.0 FTE
Emergency Hsg Coord
Ops & Pol An 2 (27)
OAS C0871 AP
0000958 1.0 FTE
PTK Analyst
Program Analyst 4 (31)
OAS C0863 AP
0002007 .88 FTE
Homeless Progs Analyst
Program Analyst 1 (23)
OAS C0860 AP
0001514 1.0 FTE
Homeless Prgs Analyst
Program Analyst 3 (29)
OAS C0862 AP
0000837 1.0 FTE
Unit Access Coord
Program Analyst 2 (27)
OAS C0861 AP
0002010 1.0 FTE
Housing Choice Prog
Program Analyst 3 (29)
OAS C0862 AP
0001040 1.0 FTE
Hmls Svcs Prog Coord
Program Analyst 3 (29)
OAS C0862 AP
0001982 1.0 FTE
Hmls Svc Progs Analyst
Program Analyst 2 (27)
OAS C0861 AP
0001777 1.0 FTE
Program Data Spec
Program Analyst 1 (23)
OAS C0860 AP
0000866 1.0 FTE
Housing Retention
AD Housing Retention
Grants/Lns/Prg Mgr 2 (33X
MMS X7324 AP
0001930 1.0 FTE
Eviction Prev Analyst
Program Analyst 3 (29)
OAS C0862 AP
0001782 1.0 FTE
Youth Rent Assist
Program Analyst 2 (27)
OAS C0861 AP
0001790 1.0 FTE
Eviction Prevention T&TA
Program Analyst 2 (27)
OAS C0861 AP
0001792 1.0 FTE
Unit Access Lead
Program Analyst 4 (31)
MMN X0863 AP
0002013 1.0 FTE
Rent Assist Prg Coord
Program Analyst 2 (27)
OAS C0861 AP
0002009 .88 FTE
CSBG & ROMA Coord
Program Analyst 3 (29)
OAS C0862 AP
0001142 1.0 FTE
Eviction Prevention An
Program Analyst 2 (27)
OAS C0861 AP
0001793 1.0 FTE
Eviction Prevention T&TA
Program Analyst 2 (27)
OAS C0861 AP
0001993 1.0 FTE
Rent Assist Prg Coord
Program Analyst 2 (27)
OAS C0861 AP
0002024 1.0 FTE
Hmls Prev Supp Spec
Program Analyst 1 (23)
OAS C0860 AP
0001798 1.0 FTE
Rent Assist Prg Analyst
Program Analyst 4 (31)
MMN X0863 AP
0002023 1.0 FTE
Energy Services
AD Energy Services
Grants/Lns/Prg Mgr 2 (33X
MMS X7324 AP
0001550 1.0 FTE
Weatherization Mgr
GLPM 1 (31X)
MMS X7325 AP
2700036 .88 FTE
WX Program Coord
Program Analyst 3 (29)
OAS C0862 AP
0001035 1.0 FTE
SHOW & Water Prg An
Program Analyst 2 (27)
OAS C0861 AP
0001583 1.0 FTE
WX T & TA Coord
Program Analyst 3 (29)
OAS C0862 AP
0010005 1.0 FTE
WX Field Specialist
Compliance Spec 2 (25)
OAS C5247 AP
0001551 1.0 FTE
Senior WX Compl Specialis
Compliance Spec 3 (29)
OAS C5248 AP
0001133 1.0 FTE
Energy Compl Officer
Compliance Spec 2 (25)
OAS C5247 AP
0001936 1.0 FTE
Energy Compl Officer
Compliance Spec 2 (25)
OAS C5247 AP
0001937 1.0 FTE
Prog An
Program Analyst 2 (27)
OAS C0861 AP
2700037 .88 FTE
Senior Policy Analyst
Program Analyst 4 (31)
MMN X0863 AP
0001228 1.0 FTE
Energy Svcs Bus Analyst
Program Analyst 3 (29)
OAS C0862 AP
0001726 1.0 FTE
Energy Prog Spec
Ops & Policy An 2 (27)
OAS C0871 AP
0001420 1.0 FTE
Energy Section Support
Office Spec 2 (15)
OAS C0104 AP
0001140 1.0 FTE
Energy Assistance Coord
Program Analyst 3 (29)
OAS C0862 AP
0001003 1.0 FTE
Energy Progs Comp/Pol Off
Compliance Spec 3 (29)
OAS C5248 AP
0000935 1.0 FTE
Energy Compl Officer
Compliance Spec 2 (25)
OAS C5247 AP
0941202 1.0 FTE
State Energy Progs Coord
Program Analyst 3 (29)
OAS C0862 AP
0001778 1.0 FTE

Housing Stabilization Programs 2027-29 Agency Request Organizational Chart

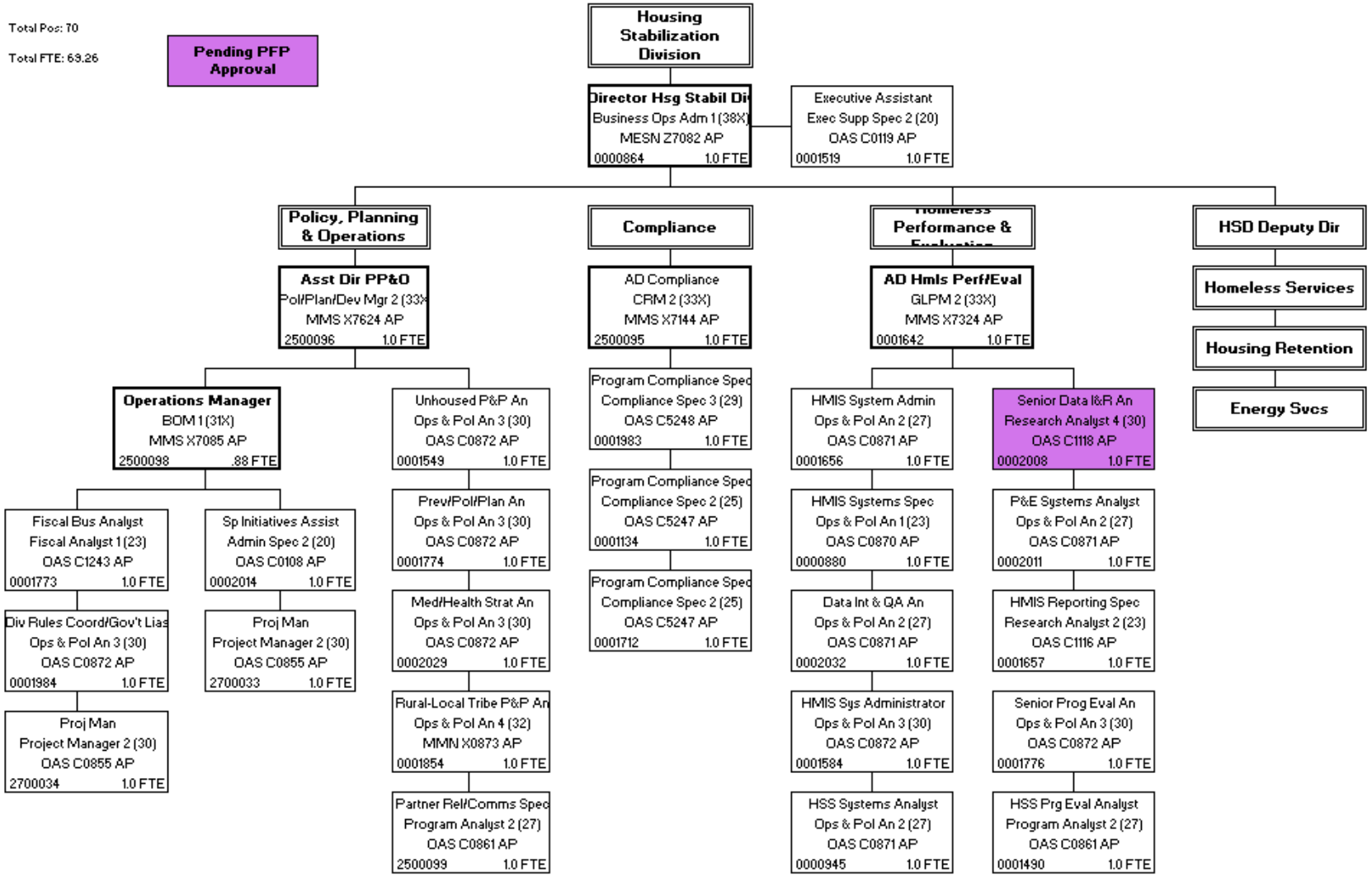

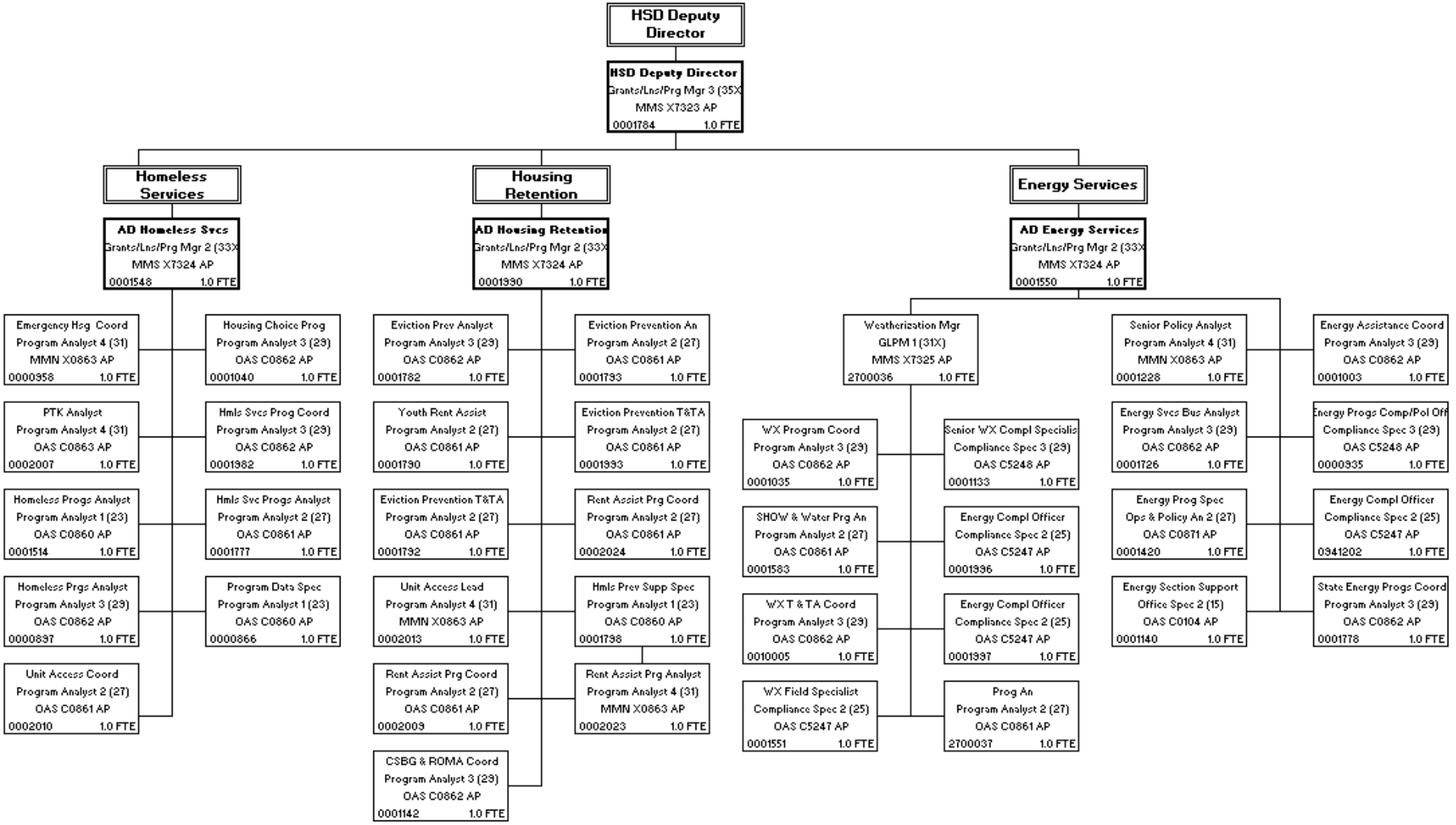
HSD Deputy Director
HSD Deputy Director
Grants/Lns/Prg Mgr 3 (35X)
MMS X7323 AP
0001784 1.0 FTE
Homeless Services
AD Homeless Svcs
Grants/Lns/Prg Mgr 2 (33X)
MMS X7324 AP
0001548 1.0 FTE
Emergency Hsg Coord
Program Analyst 4 (31)
MMN X0863 AP
0000958 1.0 FTE
PTK Analyst
Program Analyst 4 (31)
OAS C0863 AP
0002007 1.0 FTE
Homeless Progs Analyst
Program Analyst 1 (23)
OAS C0860 AP
0001514 1.0 FTE
Homeless Prgs Analyst
Program Analyst 3 (23)
OAS C0862 AP
0000897 1.0 FTE
Unit Access Coord
Program Analyst 2 (27)
OAS C0861 AP
0002010 1.0 FTE
Housing Choice Prog
Program Analyst 3 (23)
OAS C0862 AP
0001040 1.0 FTE
Hmls Svcs Prog Coord
Program Analyst 3 (23)
OAS C0862 AP
0001982 1.0 FTE
Hmls Svc Progs Analyst
Program Analyst 2 (27)
OAS C0861 AP
0001777 1.0 FTE
Program Data Spec
Program Analyst 1 (23)
OAS C0860 AP
0000866 1.0 FTE
Housing Retention
AD Housing Retention
Grants/Lns/Prg Mgr 2 (33X)
MMS X7324 AP
0001990 1.0 FTE
Eviction Prev Analyst
Program Analyst 3 (23)
OAS C0862 AP
0001782 1.0 FTE
Youth Rent Assist
Program Analyst 2 (27)
OAS C0861 AP
0001790 1.0 FTE
Eviction Prevention T&TA
Program Analyst 2 (27)
OAS C0861 AP
0001792 1.0 FTE
Unit Access Lead
Program Analyst 4 (31)
MMN X0863 AP
0002013 1.0 FTE
Rent Assist Prg Coord
Program Analyst 2 (27)
OAS C0861 AP
0002009 1.0 FTE
CSBG & ROMA Coord
Program Analyst 3 (23)
OAS C0862 AP
0001142 1.0 FTE
Eviction Prevention An
Program Analyst 2 (27)
OAS C0861 AP
0001793 1.0 FTE
Eviction Prevention T&TA
Program Analyst 2 (27)
OAS C0861 AP
0001993 1.0 FTE
Rent Assist Prg Coord
Program Analyst 2 (27)
OAS C0861 AP
0002024 1.0 FTE
Hmls Prev Supp Spec
Program Analyst 1 (23)
OAS C0860 AP
0001798 1.0 FTE
Rent Assist Prg Analyst
Program Analyst 4 (31)
MMN X0863 AP
0002023 1.0 FTE
Energy Services
AD Energy Services
Grants/Lns/Prg Mgr 2 (33X)
MMS X7324 AP
0001550 1.0 FTE
Weatherization Mgr
GLPM 1 (31X)
MMS X7325 AP
2700036 1.0 FTE
WX Program Coord
Program Analyst 3 (23)
OAS C0862 AP
0001035 1.0 FTE
SHOW & Water Prg An
Program Analyst 2 (27)
OAS C0861 AP
0001583 1.0 FTE
WX T & TA Coord
Program Analyst 3 (23)
OAS C0862 AP
0010005 1.0 FTE
WX Field Specialist
Compliance Spec 2 (25)
OAS C5247 AP
0001551 1.0 FTE
Senior WX Compl Specialis
Compliance Spec 3 (23)
OAS C5248 AP
0001133 1.0 FTE
Energy Compl Officer
Compliance Spec 2 (25)
OAS C5247 AP
0001996 1.0 FTE
Energy Compl Officer
Compliance Spec 2 (25)
OAS C5247 AP
0001997 1.0 FTE
Prog An
Program Analyst 2 (27)
OAS C0861 AP
2700037 1.0 FTE
Senior Policy Analyst
Program Analyst 4 (31)
MMN X0863 AP
0001228 1.0 FTE
Energy Svcs Bus Analyst
Program Analyst 3 (23)
OAS C0862 AP
0001726 1.0 FTE
Energy Prog Spec
Ops & Policy An 2 (27)
OAS C0871 AP
0001420 1.0 FTE
Energy Section Support
Office Spec 2 (15)
OAS C0104 AP
0001140 1.0 FTE
Energy Assistance Coord
Program Analyst 3 (23)
OAS C0862 AP
0001003 1.0 FTE
Energy Progs Comp/Pol Off
Compliance Spec 3 (23)
OAS C5248 AP
0000935 1.0 FTE
Energy Compl Officer
Compliance Spec 2 (25)
OAS C5247 AP
0941202 1.0 FTE
State Energy Progs Coord
Program Analyst 3 (23)
OAS C0862 AP
0001778 1.0 FTE

\

Housing Stabilization Executive Summary

Program Contact: Liz Weber, Housing Stabilization director

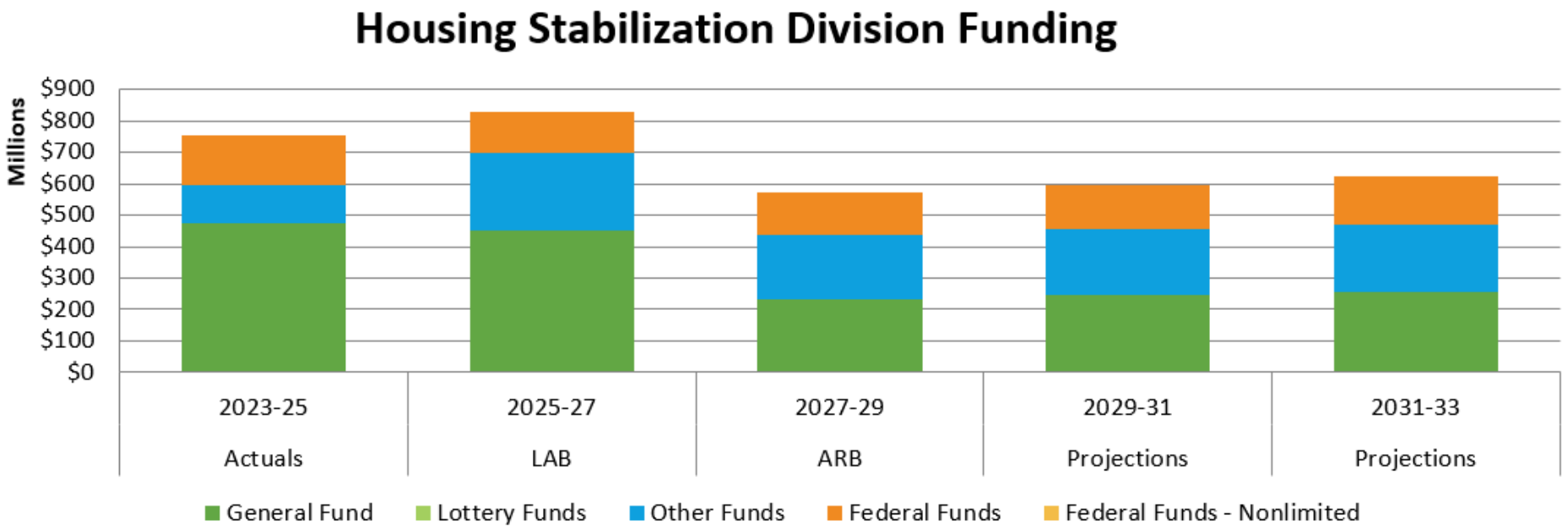

Program Overview

State homelessness response and eviction prevention investments, including those supporting energy security, will reach tens of thousands of Oregonians in the 2025-27 biennium, giving people life-saving shelter from the elements, safe places to call home, emergency rent assistance to prevent the experience of homelessness, and opportunities for vulnerable people to stay in their housing because they are able to reduce their energy costs and make critical repairs. Many regions of the state have seen decreases in their unsheltered homelessness counts compared with 2024 Point in Time Counts (PIT),

indicating the success of significant and consistent state investment into shelter and pathways out of shelter to permanent housing for thousands of people.

Despite the notable positive outcomes of state investments, Oregonians continue to face homelessness and housing insecurity at rates above the national average. In 2024, Oregon had just 24 affordable and available rental homes for every 100 extremely low-income households, defined as those with incomes at or below 30% of the area median income (AMI). This was the second lowest ratio of rental units to extremely low-income households in the country that year. This significant shortage of affordable rental units is one factor leading to 81% of households facing a severe rent burden or paying more than 50% of their income on rent. This shortage also contributes to a high rate of homelessness. In 2025, 64 out of every 10,000 people in Oregon experienced homelessness, which is well above the national average of 22 in every 10,000 people. Eviction filings in the first two quarters of 2026 exceeded 14,500, 88% of which were for non-payment of rent. And for the tens of thousands of people already experiencing homelessness, there continue to be far too few options for individuals and families to return to stable, permanent housing.

Responding to and preventing homelessness requires a balanced continuum of strategies. Reducing homelessness requires that the state reduce the number of people who become homeless through effective eviction prevention, homelessness prevention, and housing stabilization services. To support people at risk and experiencing homelessness, it is important to mitigate the impact and trauma of the experience of homelessness by offering access to crisis services like outreach and shelter. Increasing the number of people who exit homelessness through rehousing and housing retention programs is critical.

Over the past six years, OHCS has built this continuum of vital services and ensured its effectiveness by working with local communities to adapt programming to unique regional conditions, leverage non-state resources, and tailor interventions to the needs of special populations like older adults and youth. OHCS has established and is tracking clear goals and outcome measures and regularly reporting those on public-facing dashboards.

Sustaining and continuing to improve upon this continuum of critical services, which help prevent and end homelessness for tens of thousands of Oregonians each year, requires sustained programmatic and infrastructure funding.

BUDGET NARRATIVE

The 2025-27 Legislatively Adopted Budget (LAB) took several important steps toward securing the continuum of critical services. It funded shelter at unprecedented levels, resulting in positive outcomes from that investment. The predominantly rural counties in the Balance of State Continuum of Care experienced a 17.7% decrease in unsheltered homelessness from 2024 to 2025, based on their PIT Counts, and, setting aside Multnomah County, the remainder of the state as a whole saw unsheltered homelessness decline 6.4% over that same period.

The LAB also affirmed how critical it is to maintain consistent funding for programs and the organizations delivering services by allocating Current Service Level (CSL) funding for shelter, eviction prevention, and rehousing programs for the first time.

However, most of the overall funding allocated to the Housing Stabilization Division to end and prevent homelessness continued to be one-time funding. Half of the total investment in shelter and rehousing, all the funding for the state's Long-Term Rent Assistance program, and 25% of eviction prevention funding were one-time. In addition to relying heavily on one-time funding, the 2025-27 LAB reduced total eviction prevention funding by 64% and rehousing funding by 20% when compared to the 2023-25 biennium.

Considering the state's heavy reliance on one-time funding to support the current homelessness and housing stability continuum, the revenue-neutral Agency Request Budget (ARB) for the 2027-29 biennium results in a substantial decrease in the number of Oregonians who will be assisted in avoiding or ending their homelessness next biennium. If OHCS receives **only** CSL funding in 2027-29, and **no renewal of one-time funding**, it will experience:

- A 50%, or $102.5 million, reduction in shelter funding, resulting in about **2,442 fewer shelter beds** statewide and **727 fewer households exiting homelessness.**
- A 50%, or $25.1 million, reduction in rehousing funding, resulting in an estimated **727 fewer households exiting homelessness** and returning to permanent housing.
- A 25%, or $11 million, reduction in eviction prevention funding, resulting in an estimated **515 fewer households prevented from losing their housing.**
- A 50%, or **$5 million, reduction in funding for the nine federally recognized Tribes of Oregon** – resources critical to meeting both emergency and long-term housing needs in their communities.

- The **elimination of the state's Long-Term Rent Assistance program,** resulting in an estimated 1,700 formerly homeless households losing rent assistance and other services, which will place them at imminent risk of returning to homelessness.

The only non-revenue-neutral request from the Housing Stabilization Division included in the ARB is a proposal for funding to support a vital upgrade to and ongoing system licensing for the division's homelessness data management platform, the Homeless Management Information System (HMIS). HMIS is the backbone of how maintain accountability to track and report as to how public resources are delivering the expected outcomes of all community-based organizations that receive state funding to deliver homelessness and housing stabilization services. As a state, it is unacceptable to have an outdated technology infrastructure that is not equipped for today's needs.

During the 2025 Legislative Session, the Legislature adopted two budget notes that captured its priority for ensuring that homelessness and prevention programs operate in the most cost-effective manner possible while continuing to meet key outcomes objectives. Delivering on those budget notes, OHCS produced two reports and presented them to the Legislature in February 2026.

The reports included recommendations addressing efficiency and cost containment in shelter and eviction and homelessness prevention programs. The agency recommendations bring eviction prevention grantees into better alignment around the proportions of funding allocated to direct client assistance compared with infrastructure, include implementation of a local cost contribution requirement in shelter funding and a cap on the total per-bed state investment into shelter, among several other recommendations. Some of these changes have already been implemented, and full implementation of all recommended measures is expected in the 2027-29 biennium.

OHCS takes its responsibility seriously to ensure that state funding is used for its best and highest purpose and in a manner that is financially responsible and judicious. The implemented budget note recommendations will help ensure that the state is not the sole source of funding in any community. This approach maximizes the number of Oregonians who benefit from the state's investments by continuously improving the efficiency and effectiveness of programs.

BUDGET NARRATIVE

In an increasingly constrained budget environment, it is more important than ever to work with our local service providers to ensure that state funding best addresses the unique needs in Oregon's communities. Solutions to address homelessness are not "one-size-fits-all." OHCS' programs need to account for important differences across urban, rural, and suburban communities, as well as across population groups (e.g., youth, families, veterans).

Understanding that local communities are best positioned to assess need and opportunities to maximize the impact of state funding, OHCS has implemented regional coordination models of funding for several interventions. In 2026, OHCS held a competitive request for applicants (RFA) process to create a Statewide Shelter Program (SSP) as required by HB 3644. From this process, 22 regional coordinators were selected to design and implement the regional shelter response.

Similarly, in the Long-Term Rent Assistance (LTRA) program, housing authorities, local government organizations, and community-based organizations were tasked with developing regional plans for how to administer rent assistance and services to households that need more than a one-time or short-term level of support to find stability. LTRA began under the governor's executive order only in the Executive Order regions and, based on the success of the regional model, expanded to the rest of the state in 2026.

Oregon must continue to be a place where the well-being of the most vulnerable members matters, and those individuals can find meaningful assistance in their moments of crisis and need. This is especially true now when the state is faced with so many hard choices. OHCS and its partner agencies continue to implement programs that respond in important moments and remain committed to a future where homelessness can truly be ended and prevented through collaborative efforts.

Housing Stabilization

Housing Stabilization Programs					
	23-25 Actuals	25-27 LAB	27-29 ARB	29-31 Projections	31-33 Projections
General Fund	$ 476,059,825	$ 451,145,038	$ 234,734,206	$ 244,653,041	$ 254,518,893
Lottery Funds	$ -	$ -	$ -	$ -	$ -
Other Funds	$ 118,893,769	$ 247,172,647	$ 200,547,507	$ 208,983,181	$ 217,372,136
Other Funds - Nonlimited	$ -	$ -	$ -	$ -	$ -
Federal Funds	$ 159,526,913	$ 131,131,010	$ 138,049,687	$ 143,972,158	$ 149,864,940
Federal Funds - Nonlimited	$ -	$ -	$ -	$ -	$ -
Total Funds	**$ 754,480,507**	**$ 829,448,695**	**$ 573,331,400**	**$ 597,608,381**	**$ 621,755,969**
Positions	67	70	70	70	70
FTE	66.01	68.44	70	70	70

Program Funding Request

The Housing Stabilization Division is requesting $2,497,500 in Special Payments to support OHCS' Homeless Management Information System (HMIS) technology. HMIS is the central data system for tracking client services, performance outcomes, and HUD required reporting across participating communities and is a requirement for various state-funded homelessness and homelessness prevention programs. OHCS is responsible for providing a HUD-compliant HMIS solution to ensure that homelessness service providers can continue to receive federal funds and prevent disruption of services. Without OHCS providing HMIS software, areas around the state, largely rural and historically underfunded, would be left without a HUD-compliant HMIS platform and would be in danger of decreased federal funding. The state could also lose visibility on outcomes for a large portion of its investments. Sustaining system operation costs ensures that OHCS upholds contractual agreements with its partners and that OHCS can track and measure homelessness programs across the state.

Current Program Capacity Requiring Additional Investment

To maintain program capacity and outcomes for Oregonians comparable to 2025-27 in the 2027-29 biennium would require a General Fund investment of $231 million above CSL. Specifically, OHCS would require funding above CSL in the following amounts:

Funding to maintain one-time funded service levels in the 2025-27 LAB

- **Maintain Shelter Funding:** $102,459,326
- **Maintain Rehousing Funding:** $25,150,000
- **Maintain Long-Term Rental Assistance Funding:** $87,400,000
- **Maintain Eviction Prevention Funding:** $11 million
- **Maintain Investments in Tribal Homelessness:** $5 million

To restore 2023-25 service levels, matching the Governor's Recommended Budget (GRB) request, the Housing Stabilization Division would require an additional $300 million above CSL and $232 million to maintain current capacity. As the chart below illustrates, most of this funding would restore the very large reductions made in the 2025-27 Legislatively Adopted Budget (LAB) to eviction prevention and programs to help rehouse people experiencing homelessness.

Funding to facilitate 2025-27 GRB funding and service levels not included in LAB

- **Shelter Funding:** $13 million
- **Rehousing Funding:** $137.9 million
- **Long-Term Rent Assistance:** $17.8 million
- **Eviction Prevention Funding:** $128.5 million
- **Tribal Homelessness:** $2.8 million

A $5 million pilot program was funded in the 2023-25 biennium to provide housing services to K-12 youth and their families through partnership among local school districts in five regions and homeless services providers. It was not funded in 2025-27, and without additional funding, the program will end, meaning there would no longer be a dedicated funding source within OHCS to support youth and families.

Funding for new priority services to address specific needs and outcomes

- **Youth Emergency Housing Assistance:** $5 million

HSD is only formally requesting additional funding for HMIS in keeping with the budget directive to submit only revenue-neutral proposals. As described, however, limiting homelessness and housing stabilization programs to CSL levels would have devastating consequences for thousands of very vulnerable housed and unhoused Oregonians in rural and urban communities across Oregon.

Program Description

Housing Stabilization programs are organized into three areas: Homeless Services, Housing Retention Services, and Energy and Weatherization Services. Eligibility varies depending on the funding source, but all programs serve Oregonians with low and very low income. The HMIS data system is located within the Housing Stabilization Division's Performance and Evaluation section and supports data collection and evaluation for the homelessness response and prevention programs throughout the state.

Homeless Services programs are delivered statewide through a regional coordination model and through direct awards. Both models grant to community action agencies (CAAs), community-based organizations (CBOs), culturally responsive organizations (CROs), and local government entities. The regional coordination model directs state funding to a regional coordinator, who then allocates funds to subgrantees according to local need as described in a regional plan. Core components of Homeless Services programs include outreach, shelter, rapid access to rehousing, case management and other supportive services, direct financial and rental assistance, landlord incentives to house people with low incomes, and linkage to other basic needs programs.

Housing Retention Services programs deliver eviction and homelessness prevention funding, also through direct awards and regional coordinators. Core service components include rent assistance and supportive services that are essential to people navigating the job market and benefits applications and other resources that strengthen a household's ability to remain housed. Housing Retention programs also include youth- and family-focused stabilization programs, legal and tenant protection programs, and asset building through Individual Development Accounts (IDAs).

Energy and Weatherization Services programs are delivered by CAAs. Clients of these programs are households earning either 60% or less of state median income or 200% or less of the federal poverty level, with priority given to seniors (60 years of age and older), people with disabilities, and households with children. The programs provide utility bill payment assistance; prevent disconnection or restore home energy services; home health and safety improvements; heating system repair and replacement; energy conservation services; and base load measures (including replacement of inefficient appliances and lighting).

Performance and Evaluation currently administers the shared system that is the central system of record for tracking client services, performance outcomes, and HUD-required reporting across participating communities and is a requirement for various state-funded homelessness and homelessness prevention program funding.

Program Compliance coordinates with OHCS' fiscal compliance team and conducts regular risk-based program compliance reviews with HSD's grantees. Program Compliance plays a critical role in ensuring accountability for the investments of both federal and state funds with the HSD direct grantees and their subgrantees. Learnings from program and fiscal compliance reviews also play an important role in HSD's continuous quality improvement efforts and commitment to maximizing positive program outcomes.

Program Justification

Continued investment in Housing Stabilization programs is essential to maintaining a statewide safety net for Oregonians at risk of or experiencing homelessness. State funding helps communities maintain shelter capacity, prevent evictions, and connect people experiencing homelessness to stable housing.

Without sustained General Fund investment at least equal to the 2025-27 biennium, the following impacts could be felt:

- Oregon could see significant shelter bed losses, shelter closures, and in some regions, the loss of all sheltering options.
- OHCS would lose the funding dedicated to youth and families experiencing or at risk of homelessness, leaving critical gaps in services for some of Oregon's most vulnerable residents.
- About 1,700 formerly homeless people currently in housing through the Long-Term Rent Assistance program would lose rent subsidy and face an imminent risk of returning to homelessness.

- The nine federally recognized Tribes of Oregon would see a loss of half the state-funded housing assistance they administer.
- An estimated 700 households experiencing homelessness would not be rehoused and eviction prevention would reach even fewer households who are at risk of losing their stable housing, negatively impacting eviction and homelessness rates and the safety and quality of life of thousands of Oregonians.

Sustained state funding provides communities with the necessary resources to maintain and build on progress, preserve essential services, and ensure Oregonians can access help when they need it most.

Program Performance

	2013-15	2015-17	2017-19	2019-21
Six-month permanent housing retention rate (based on returns to homeless services within six months)	78%	84%	84%	86%^^
Unduplicated homeless **households** served in all homeless programs	12,516	32,962**	33,211**	28,451
Unduplicated homeless **persons** served in all homeless programs	22,091	57,910**	58,451**	42,677
Households served in energy assistance programs	117,114	110,134	99,472	94,406
Households served in water assistance programs	N/A	N/A	N/A	N/A
Households served in weatherization programs	3,597	4,37	414	3,317
Households receiving health and safety repair	2,416	2,652	2,721	1,955

	2021-23	2023-25	2025-27 (projected)	2027-29 (projected)
Six-month permanent housing retention rate (based on returns to homeless services within six months)	91%^^	89%	85%	85%
Unduplicated homeless **households** served in all homeless programs	55,854^*	78,460^*	33,063	TBD
Unduplicated homeless **persons** served in all homeless programs	102,203^*	142,500^*	50,688	TBD
Households served in energy assistance programs	94,780	96,713	98,000	98,000
Households served in water assistance programs	15,634	5,290	N/A	N/A
Households served in weatherization programs	4,816	5,100	2,500	2,500
Households receiving health and safety repair	1,851	1,921	2,200	2,200

*2013-14 statewide outcome data not available; 78% for 2014-15. 2015-17 is average of fiscal years 2016 and 2017.

**Contains some level of duplication between fiscal years. In fiscal years 2018 and 2019, OHCS began collecting data differently, and this data point was not available. Beginning in fiscal year 2020, it will be available again. For 2017-19 actuals and projections, an assumed household size of 1.76 was used (based on 2013-15 and 2015-17 actuals).

***Contains some level of duplication between homeless programs. Projection is based on estimated size of households served.

^^Methodology changed in 2023-25 and will be calculated on the total number who did not return to the Homeless Services System.

^The Low-Income Household Water Assistance (LIHWA) Program is currently authorized as one-time funding with the federal award period from May 2021 to September 2023.

^* Numbers include traditional and Executive Order-funded OHCS homeless and homeless prevention services.

Enabling Legislation and Program Authorization

The table below outlines state and federal authorizing legislation for Housing Stabilization programs:

Authority	Program	Legislation
State	Elderly Rental Assistance	ORS 458.375
State	Emergency Housing Assistance (including EHA for Youth)	ORS 458.620, 458.650
State	Energy Conservation Helping Oregonians	ORS 757.612
State	Housing Choice Landlord Guarantee Program	ORS 456.375-456.390
State	Individual Development Account Program	ORS 458.670 - 458.700
State	Long-Term Rent Assistance	ORS 458.620, 458.650
State	Oregon Energy Assistance Program	ORS 757.612, 458.505, 458.545, 456.555
State	Oregon Eviction Diversion and Prevention Program	ORS 456.555, 456.559
State	Oregon Rehousing Initiative	ORS 456.555, 456.559
State	Rent Guarantee Program	ORS 456.607-456.609
State	State Home Oil Weatherization Program	ORS 456.594-456.599, 469.421(8), OAR Division 207, 813-207-0000 – 813-207-0090
State	Statewide Shelter Program	ORS 456.555, 456.625, HB 3644 (2025)

Authority	Program	Legislation
State	Youth Emergency Housing Assistance Program	ORS 456.555, HB 5019(2023)
Federal	Community Services Block Grant	42 U.S.C. 9901-9926
Federal	Emergency Solutions Grant	42 U.S.C. 11371-11378
Federal	HOME Tenant-Based Rental Assistance	42 U.S.C. 12725
Federal	Low Income Home Energy Assistance Program	42 U.S.C. Section 8621-8630
Federal	TANF-Housing Stabilization Program	42 U.S.C. 7
Federal	Weatherization Assistance Program	42 U.S.C Section 6861

Funding Streams

Housing Stabilization programs are funded by General Fund, Other Funds, Oregon tax credits, and federal funds as outlined below:

Funding Source	Program Name	Authorizing Legislation
General Fund	Emergency Housing Assistance	ORS 458.620
General Fund	Housing Choice Landlord Guarantee Program	ORS 456.375-456.390
General Fund	Rent Guarantee Program	ORS 456.607-456.609
General Fund	Elderly Rental Assistance	ORS 458.365-458.377
General Fund	Long Term Rental Assistance	ORS 458.620, 458.650
General Fund	Oregon Rehousing Initiative	ORS 456.555, 456.559

Funding Source	Program Name	Authorizing Legislation
General Fund	Oregon Eviction Diversion and Prevention	ORS 456.555, 456.559
General Fund	Statewide Shelter Program	ORS 456.555, 456.625, HB 3644 (2025)
General Fund	Youth Emergency Housing Assistance	ORS 456.555, HB 5019(2023)
Document Recording Fees	Emergency Housing Assistance	ORS 294.187
IDA Tax Credits	Individual Development Account (IDA) Program	ORS 315.271, 458.690, 458.700
Assessments on Petroleum Suppliers	State Home Oil Weatherization Program	ORS 456.594-456.599, 469.421 (8)
PGE and Pacific Power Ratepayers	Energy Conservation Helping Oregonians, Multifamily Energy Program	ORS 757.612
PGE and Pacific Power Ratepayers	Oregon Energy Assistance Program	ORS 757.612(7)
U.S. Department of Energy	Weatherization Assistance Program	42 U.S.C. Section 6833
U.S. Dept. of Health and Human Services	Community Services Block Grant	42 U.S.C. 9903
U.S. Dept. of Health and Human Services	Low-Income Home Energy Assistance Program	42 U.S.C. Section 8621-8630
U.S. Dept. of Health and Human Services	TANF-Housing Stabilization Program (via OR Department of Human Services)	42 U.S.C. 7

Funding Source	Program Name	Authorizing Legislation
U.S. Department of Housing and Urban Development	Emergency Solutions Grant	42 U.S.C. 119 (IV)
U.S. Department of Housing and Urban Development	HOME Tenant-Based Rental Assistance	42 U.S.C. Section 6833
U.S. Treasury	Emergency Rental Assistance	Consolidated Appropriations Act, Public Law 116-26 and American Rescue Plan Act, Public Law 117-2

Program Unit Narrative

Housing Stabilization Division (HSD) Programs Description

The Homeless Services Section's programs assist individuals experiencing homelessness with outreach and shelter and provide pathways out of homelessness back into permanent housing. The Statewide Shelter Program is on track to fund more than 5,000 shelter beds and shelter at least 20,000 households. HSD's primary rehousing program, the Oregon Rehousing Initiative, rehoused 618 households and 1,049 individuals in year one of the current biennium. Through a variety of state and federal funding sources, Homelessness Assistance Programs are designed to respond to the immediate crisis of unsheltered homelessness and provide a combination of direct financial assistance and supportive services, like case management, to quickly rehouse people experiencing homelessness. The following programs fall under OHCS' Homeless Assistance Programs:

The Statewide Shelter Program (SSP) consolidates previous state shelter investments into one funding stream and creates a unified statewide approach to maintaining shelter capacity. SSP was allocated $204.9 million in the 2025-27 biennium, with $102.4 million in CSL funding (budgeted through 2034). HB 3644, passed in the 2025 session, provided the policy direction for SSP.

After the bill passed, OHCS held a competitive application process to identify 22 regional coordinators who are responsible for distributing funding to local service providers. SSP is expected to support the operations of at least 4,884 beds and housing-focused services that improve access to permanent housing options for households experiencing homelessness.

SSP funds may be used to support a variety of shelter types: congregate and non-congregate shelters (e.g., former Project Turnkey and Navigation Center projects), low-barrier and recovery-based, as well as housing-focused and basic overnight shelters. SSP also funds street outreach activities and shelter alternatives such as Safe Temporary Emergency Placement Sites (STEPS), which can include vehicular camping or basic-free-standing structure programs.

Significant state shelter investment in the past two biennia has corresponded with a 17.7% reduction in unsheltered homelessness in predominantly rural counties in the Balance of State Continuum of Care. Without continued General Fund investment at a level equal or greater than the 2025-27 biennium, OHCS expects significant shelter bed loss, shelter closures, and in some cases the closure of the sole sheltering options in a region.

The agency also expects reductions in the number of people who successfully exit shelter for permanent housing because of a loss of housing-focused services. This will create bottlenecks in shelter access that result in longer shelter stays and less turnover of beds, ultimately serving fewer households.

The Oregon Rehousing Initiative (ORI*)* is a statewide program to rehouse households experiencing homelessness. It is administered by 25 grantees and is on track to rehouse 1,500 Oregon households in the 2025-27 biennium. This program is designed to connect people staying in shelter and experiencing unsheltered homelessness with a rapid transition into housing. ORI pairs up to 24 months of rent assistance with apartment search support, funds for move-in costs, landlord advocacy and incentives, and stabilization support services like employment training and connection to other system resources.

ORI may also be used to provide "diversion" programming that is designed to deliver rapid, shallow subsidy to households with immediate housing options to help them avoid shelter and other more costly systems. To date this biennium, ORI has helped 618 households and 1,049 individuals return to permanent housing. Those individuals and families have been

rehoused, on average, within 34 days of enrolling in the program. In addition, about 96% of households remained housed after exiting the program.

Housing 360 is a pilot program funded with a $3.4 million set-aside from ORI. The program is designed to address the growing need for additional specialized resources to support individuals experiencing homelessness who also have a behavioral health diagnosis. It is administered by four grantees who are piloting region-specific strategies to address these challenges during the 2025-27 biennium. The initial planning phase and system setups have concluded, and all grantees are well into implementation.

The 2025-27 GRB sought $188.2 million to sustain the 2023-25 level of rehousing capacity. ORI received $50.3 million in the 2025-27 biennium, including $25.2 million in CSL funding. Without continued General Fund investment above CSL at 2025-27 levels, communities' ability to move people from homelessness into permanent housing effectively will again be significantly reduced; an estimated 700 fewer Oregon households will find pathways to housing, impacting their health and well-being, as well as the overall health and well-being of the communities they live in.

Emergency Housing Assistance (EHA), State Homelessness Assistance Program (SHAP), and Elderly Rent Assistance (ERA) programs are the core homelessness response programs administered by the Community Action Agency network, and they form the original base programming for HSD's homelessness assistance efforts. These programs are CSL funded. To date this biennium, EHA, SHAP, and ERA have served 16,491 households and 22,277 individuals, and they are projected to serve over 35,000 households and 48,000 people statewide by the end of this fiscal year.

These programs provide flexible funding for a myriad of services. EHA supports rent assistance, shelter funding, street outreach services, rapid rehousing efforts, and strengthening the emergency housing system. SHAP primarily focuses on supporting shelters and providing services to shelter residents. ERA provides rental assistance and support services to keep older adults with low incomes in their homes. EHA, SHAP, and ERA funds are often braided with other state and federal funds to maximize the effectiveness of the agencies' range of services and to respond to the individual needs of households seeking services.

BUDGET NARRATIVE

The **Tribal Housing Grant Fund (THGF)** supports homelessness response, affordable rental housing development, and homeownership programs administered by the nine federally recognized Tribes of Oregon. The THGF received $10 million in the 2025-27 biennium, $5 million of which is CSL (budgeted through 2034).

THGF funding is allocated based on a formula that provides a $700,000 base amount per Tribe plus additional funds per Tribe based on Tribal enrollment numbers. Each Tribe creates a housing plan that details Tribal community priorities, project types to be funded, budgets, and outcome goals. These plans are then reviewed and approved by the agency. THGF dollars for 2025-27 are contributing to projects that will support the development of 400 affordable housing units, 58 shelter beds, transitional housing for 20 households, rent payments or other placement or housing retention services for 227 households, and 18 new homeowners with down payment assistance.

Without funding at levels equal or greater than the 2025-27 biennium, these projects providing crucial housing resources to Tribal communities and members would experience significant cuts to staffing, client financial assistance, and shelter/transitional housing capacity. Additionally, there is significant risk of disruption to capital development activities geared toward affordable housing production and ongoing maintenance, exacerbating the already severe housing crises reported by multiple Tribes in their housing needs assessments.

Emergency Solutions Grant (ESG), HOME Tenant Based Rental Assistance (HOME TBRA), and TANF Housing Stabilization Program (HSP) are the federally funded Homeless Assistance Programs run by OHCS. OHCS administers ESG funding in 34 out of 36 counties (through 15 of the 17 CAAs) that do not independently apply for this funding from HUD. ESG allows and pays for the following activities:

- Emergency shelter operations and services,
- Renovation/rehabilitation/conversion of emergency shelters,
- Rapid rehousing,
- Homelessness prevention, and
- Outreach services for unsheltered homeless individuals

HUD awards OHCS with about $1.9 million per year and requires that OHCS and its subrecipients match 100% of funds expended. Last year, roughly 60% of matching funds for this program came from state resources such as the Emergency Housing Assistance Program and the State Homeless Assistance Program. ESG funds are on track to serve 9,798 households and 13,047 individuals this biennium.

OHCS makes available HOME TBRA funding to communities that do not independently receive this funding from HUD. HOME TBRA is a tenant-based rental assistance program that subsidizes the difference between what households with low and very low incomes can afford and local fair market rents. Tenants contribute about 30% of their adjusted income to rent and utilities, and the program subsidizes the rest. The program also assists individuals and families with security and utility deposits.

OHCS receives about $2 million per year in funding for this program and is projected to serve 868 households and 2,925 individuals.

Housing Choice Landlord Guarantee Program (HCLGP) and Rent Guarantee Program (RGP) are both programs designed to mitigate losses experienced by landlords due to unpaid rent or damages from eligible tenancies. The HCLGP provides up to $20,000 in financial assistance to landlords who rented to tenants with either a Housing Choice Voucher or tenants who were assisted with eligible rapid rehousing programs. The RGP provides up to $5,000 in financial assistance to landlords who rented to tenants with high barriers to permanent housing and have successfully completed a tenant readiness education course. In the 2023-25 biennium, over 1,600 households completed RGP education, obtained housing, and remained housed for more than 12 months, with only three tenancies requesting reimbursement from the RGP. HCLGP and RGP do not receive CSL; one-time funds allocated to the programs are held in a pool and available on a first-come, first-served basis.

The Housing Retention Section's programs are focused on assisting formerly homeless and unstably housed Oregonians to stay in their homes. Housing Retention programs are on track to help more than 10,000 households this biennium through Oregon Eviction Diversion and Prevention (ORE-DAP), the Long-Term Rent Assistance (LTRA) Program, and Eviction Prevention Rapid Response (EPRR). Through May 2026, these programs helped 5,494 households and 12,964 individuals avoid eviction and maintain housing stability through rent and utility assistance and supportive services. Other programs in housing retention provide legal and tenant services, youth and family programs, federal anti-poverty funding, and a

matched savings program through the Individual Development Account program. The following programs are part of OHCS' Housing Retention programs:

- **Oregon Eviction Diversion and Prevention (ORE-DAP), Eviction Prevention Rapid Response (EPRR), and Tenant and Legal Services** programs are state-funded homelessness prevention programs that received a combined $44.6 million in 2025-27, including $33.6 million in CSL funding. ORE-DAP is HSD's primary eviction and homelessness prevention program, distributing 80% of the total 2025-27 prevention allocation through the CAA network and three CROs. Based on a recent review of ORE-DAP data, individuals and families enrolled typically receive one to three months of rent and other support that averages under $5,000 per household, making it a very cost-effective intervention that also avoids the devastating human consequences and substantial financial costs of homelessness. This program serves families at higher rates than their representation in the overall homeless population data, with 55% of households having children in the home. In some regions, 60% of households served had household members with a disabling condition. ORE-DAP assistance is expected to help 7,225 households avoid eviction and homelessness in the 2025-27 biennium, and as of May 2026, ORE-DAP has served 3,314 households and 8,060 individuals.

  EPRR provides emergency rent and court fee payments for households with an active eviction filing. Households can apply directly to HSD's grantee for this assistance through the grantee's website or by phone. In 2025-2027, HSD anticipates that EPRR will serve 912 households. The program has served 395 households as of May 2026. Historically, average assistance per household has been $6,000, with up to $8,000 per household allowed per biennium.

  Legal and tenant services programs complement HSD's prevention programs by providing tenants with access to eviction-related legal services, tenant advocacy, rent-well classes to support their access to permanent housing, and hotline services with a 48-hour response time. These services help thousands of tenants struggling in maintaining their housing and facing eviction court. Participants receive critical information and/or direct representation to avoid the loss of their housing or at least to avoid having an eviction on their record that would be a barrier to accessing housing in the future.

  The GRB for 2025-27 sought $173.1 million to maintain the state's capacity to prevent evictions and homelessness. Prevention programs received $44.6 million, of which $11 million is one-time. As a result of the reduction in funding, the

number of individuals and families who can be assisted in preventing homelessness is projected to decrease from about 24,000 in 2023-25 to under 8,000 this biennium. If the $11 million in current one-time funding is not renewed, 2,000 more households will not get the support they need. This concern arises at a time when over 7,000 Oregon households had evictions filed against them in just the second quarter of this year.

- The **Long-Term Rental Assistance (LTRA) Program** provides long-term rent subsidies paired with supportive services for people exiting homelessness. The program is designed to serve individuals and families that have the most significant barriers to achieving long-term housing stability. Many are moving into housing after many years and/or repeated episodes of homelessness and are struggling with a variety of physical and mental disabling conditions. These households require more than short-term assistance to achieve and maintain stability. By offering predictable rental support alongside connections to ongoing services, LTRA reduces disruptions caused by frequent moves or housing loss and helps participants maintain stable housing. Reliable subsidies paired with supportive services help households avoid untenable tradeoffs, such as choosing between rent and essential medication, reducing the risk that families, seniors, or individuals with disabilities return to homelessness. LTRA is on track to support 1,700 households in housing by the end of the 2025-27 biennium.

  The LTRA program has no CSL funding. If the program does not receive the current funding level, up to 1,700 highly vulnerable formerly homeless households living in communities across Oregon will lose their subsidy, face eviction, and be at imminent risk of returning to homelessness.

- **The Youth Emergency Housing Assistance Program (YEHA)** offers rental assistance, move-in costs, case management services, and other supportive services through a partnership between school districts in five regions around the state and a network of community-based organizations that specialize in serving youth and families. YEHA is a $5 million pilot program first funded in the 2023-25 biennium to provide housing services to K-12 youth and their families. The program was not funded in 2025-27, and without additional funding, the program will end. YEHA and the sunsetting Rental Assistance for Youth (RAY) programs have served over 1,200 individuals. Without renewed funding for YEHA, OHCS will no longer have any dedicated funding source for youth and their families.

- **The Individual Development Account (IDA)** program is available to households with incomes equal to or less than 80% of the area median income or 200% of federal poverty guidelines. Eligible participants and IDA providers jointly develop personal development plans to support progress toward participant wealth-building goals, with resources to provide participating families with financial and asset training, counseling, career or business planning, and other services. Participant savings are matched by the program to accelerate the accumulation of savings that can be used to achieve asset goals such as homeownership, small business start-up and growth, education, rent assistance, vehicles, and adaptive technologies. IDAs contribute match funding to over 1,000 participants a year. The program is funded through an Oregon tax credit that has a cap of $8 million per year. OHCS provides oversight of the IDA program administrator and the fiduciary organizations that provide program services. OHCS does not receive tax credit revenues or make direct payments to participants.
- **Community Services Block Grant (CSBG)** is a federally funded program that helps communities reduce poverty and strengthen the economic stability of families with low incomes. Community action agencies use CSBG resources to support housing retention through services such as rent assistance, employment support, financial coaching, childcare, and crisis intervention. The program's federal framework prioritizes local flexibility, allowing agencies to address the specific barriers faced by households in their communities. In the 2023-25 biennium, CSBG funds were used to help over 15,000 households access critical stability services.

Energy and Weatherization Assistance Programs administered by HSD stabilize tens of thousands of Oregon households each year by reducing their energy costs through a combination of utility assistance and home weatherization repairs and improvements. The Low-Income Home Energy Assistance Program is the largest federally funded utility assistance program, serving over 49,000 households in the 2025 federal fiscal year (FFY) and provides funding for weatherization services. The ratepayer-funded Oregon Energy Assistance Program provided similar utility assistance to another 30,000 Oregon households with low incomes. Weatherization services are provided through the federally funded Weatherization Assistance Program, which provided energy-efficiency upgrades to over 600 households in FFY 25. In addition, in 2025, the ratepayer-supported Energy Conservation Helping Oregonians program helped more than 780 Oregon households with low incomes

with minor home repairs and energy upgrades, including specific programming for people living in manufactured homes. OHCS administers several additional home repair and energy-efficiency upgrade programs described below.

Low-Income Home Energy Assistance Program (LIHEAP) is funded by the U.S. Department of Health and Human Services. The program's purpose is to assist eligible households at or below 60% of state median income with utility bill payment assistance, heating/cooling equipment repair or replacement, and/or home weatherization services. Annually, a small percentage of LIHEAP is set aside to fund statewide weatherization services; it is a fuel-blind resource that provides assistance regardless of where an applicant lives. LIHEAP received $41,734,128 in federal funding in FFY 25 and, to date, has received $40,482,105 for FFY 26. In FFY 2025, LIHEAP provided utility assistance to 105,961 individuals and 49,601 households; prevented service disconnection for 22,128 households; restored service to 1,467 households; and served 11,857 first-time recipients, 20,620 households with at least one member who is disabled, and 22,474 households with at least one member who is a senior. To date in FFY 26 (ending Sept. 30, 2026), LIHEAP has served 73,508 individuals in 35,366 households and prevented disconnection for 13,932 households.

The Oregon Energy Assistance Program (OEAP) is funded by a ratepayer charge on customers of Pacific Power (PAC) and Portland General Electric (PGE). OEAP assists eligible customers of PAC & PGE who have incomes at or below 60% of state median income with utility bill payment assistance and service disconnection prevention. OEAP funds may only go to customers of PAC and PGE. In FFY 25, OEAP received $20,175,525. The revenues to date in FFY 26 are nearly double, with the passage of 2025's HB 3792, totaling $36,019,932. OEAP provided utility assistance to 30,278 households in FFY 25 and has already served 32,440 in FYY 26. In FFY 25, OEAP prevented service disconnection for 16,244 households, restored service to 1,081 households, served 6,856 first-time recipients, served 12,602 households with at least one member who is disabled, 13,339 households with at least one member who is a senior, and served 1,526 households with at least one member who is a veteran.

U.S. Department of Energy Weatherization Assistance Program (WAP) provides federal funds to help Oregonians with low incomes to lower energy costs and improve home safety. In FY 25, the program served 622 households and 1,307 people through Oregon's 16 CAAs, with OHCS providing statewide administration, training, quality assurance, and quality control.

Energy Conservation Helping Oregonians (ECHO) receives funding from PAC and PGE ratepayers. These funds are used within PAC and PGE territories to support energy-efficiency upgrades and essential home repairs for households with low incomes. In FFY 25, the network of 16 CAAs deployed $17.5 million in ECHO resources to serve 782 households and 1,613 people. OHCS provided program administration, training, quality assurance, and quality control. Starting in 2027, HSD will direct about $2.5 million in ECHO funding to the Manufactured Home Replacement Program administered by the OHCS Homeownership Division. ECHO funds will be used to preserve homeownership and prevent displacement and homelessness by replacing older, unsafe, energy-inefficient, and uninhabitable manufactured homes. The Homeownership Division is submitting a cost-neutral policy option package seeking approval to allocate funding to a position that will implement the initiative.

Bonneville Power Administration (BPA) funds support essential energy-efficiency upgrades for households with low incomes and are restricted for use within consumer-owned utility territories. In 2025, the network of CAAs spent $1.5 million in BPA resources to provide 93 households and 178 people with critical energy-efficiency upgrades. OHCS provides program administration, training, quality assurance, and quality control.

State Home Oil Weatherization (SHOW) program funding originates from an annual assessment on petroleum suppliers that conduct distillate fuel oil business in Oregon. The program supports energy-efficiency upgrades and/or repairs for Oregonians statewide whose primary source of in-home heating is fuel obtained from a fuel oil dealer, and they intend to retain that heating source. In program year 2025, SHOW approved 54 households for assistance. Those households received $216,640 of energy-efficiency upgrades. OHCS directly administers the SHOW program.

The Oregon Multifamily Energy Program (ORMEP) launched in 2018 and is funded through ratepayer contributions via a legislatively enacted public purpose charge on the utility bills of Portland General Electric and Pacific Power customers. ORMEP supports energy-efficient design and upgrades in new and existing affordable multifamily rental properties within the PGE and PAC service territories. The goal of ORMEP is to reduce the energy burden for Oregonians living in these homes. Since 2018, ORMEP has completed energy upgrades in 120 affordable multifamily properties, totaling nearly 8,000 units, and has distributed $14.4 million in funding. An additional 73 projects are in progress, representing about 3,800 units, with $10 million in funding allocated. Since 2022, the ORMEP has received support from the ORMEP DEI Coalition, which provides

guidance on how to better serve underrepresented communities. The collaboration has contributed to increased participation from projects in rural communities (41%), projects in communities with high energy burden (52%), projects partnered with culturally specific organizations (29%), and naturally occurring affordable housing projects that commit to ORMEP affordability requirements (19%).

The Climate Equity and Resilience Through Action (CERTA) program is funded by the U.S. Environmental Protection Agency. CERTA funds were first available in April 2026 and provide the same array of services offered by the ORMEP program. Inclusion of $10.9 million of CERTA funding in ORMEP allows OHCS to offer energy-efficiency design and upgrades to affordable multifamily rental properties across the state. CERTA-funded projects must be completed by March 1, 2029, to be eligible for these federal funds. Since launching the federal funding component in April 2026, ORMEP has enrolled seven projects, totaling 339 units. Applications for OR-MEP's federal funding remain open on a rolling basis until all funds are allocated.

Essential Packages

010 Vacancy Factor and Non-ORPICS Personal Services

This package contains adjustments for vacancy savings. In 2027-29 budget development, the vacancy savings calculation is 5% of the current service level for salaries and wages. The non-ORPICS-generated personal services inflation adjustment will be 4.9%. This package includes the Pension Obligation Bonds adjustment provided by the Department of Administrative Services Chief Financial Office.

020 Phase-In/Phase-Out Programs and One-Time Costs

Phase-in programs include new programs and expansions programs funded for less than 24 months during the prior biennium but require a full 24 months in the next biennium and reflect the added cost of the program above the 2027-29 base budget level.

Phase-outs are the result of decreased costs from the elimination of pilot or other programs and other one-time costs not funded in the 2027-29 biennium.

Phase-outs for the Housing Stabilization Division

- General Fund
  - Eviction Prevention: $11.0M
  - Long-Term Rental Assistance: $87.4M
  - Rehousing: $22.6M
  - Rehousing Culturally Responsive Organizations: $2.5M
  - Maintaining Shelter: $102.5M
  - Tribal Investment: $5M
- Other Funds
  - Long-Term Rental Assistance: $55.6M

030 Inflation and Price List Adjustments

This package contains adjustments for inflation and other price list adjustments including State Government Service Charges and usage-based charges as directed by Department of Administrative Services. Examples below.

- Standard Inflation: 4.9%
- Professional Services: 9.3%

ESSENTIAL AND POLICY PACKAGE FISCAL IMPACT SUMMARY

Housing & Community Svcs Dept
Pkg: 010 - Vacancy Factor and Non-ORPICS Personal Services

Cross Reference Name: Housing Stabilization Programs
Cross Reference Number: 91400-010-00-00-00000

Description	General Fund	Lottery Funds	Other Funds	Federal Funds	Nonlimited Other Funds	Nonlimited Federal Funds	All Funds
Revenues							
General Fund Appropriation	(189,438)	-	-	-	-	-	(189,438)
Housing Div Loan Repayments	-	-	-	-	-	-	-
Total Revenues	**($189,438)**	**-**	**-**	**-**	**-**	**-**	**($189,438)**
Personal Services							
Mass Transit Tax	8,047	-	3,389	-	-	-	11,436
Vacancy Savings	(197,485)	-	(30,427)	(45,238)	-	-	(273,150)
Total Personal Services	**($189,438)**	**-**	**($27,038)**	**($45,238)**	**-**	**-**	**($261,714)**
Total Expenditures							
Total Expenditures	(189,438)	-	(27,038)	(45,238)	-	-	(261,714)
Total Expenditures	**($189,438)**	**-**	**($27,038)**	**($45,238)**	**-**	**-**	**($261,714)**
Ending Balance							
Ending Balance	-	-	27,038	45,238	-	-	72,276
Total Ending Balance	**-**	**-**	**$27,038**	**$45,238**	**-**	**-**	**$72,276**

ESSENTIAL AND POLICY PACKAGE FISCAL IMPACT SUMMARY

Housing & Community Svcs Dept
Pkg: 022 - Phase-out Pgm & One-time Costs

Cross Reference Name: Housing Stabilization Programs
Cross Reference Number: 91400-010-00-00-00000

Description	General Fund	Lottery Funds	Other Funds	Federal Funds	Nonlimited Other Funds	Nonlimited Federal Funds	All Funds
Revenues							
General Fund Appropriation	(230,962,402)	-	-	-	-	-	(230,962,402)
Other Revenues	-	-	-	-	-	-	-
Transfer from General Fund	-	-	(87,400,000)	-	-	-	(87,400,000)
Total Revenues	**($230,962,402)**	**-**	**($87,400,000)**	**-**	**-**	**-**	**($318,362,402)**
Services & Supplies							
Professional Services	(375,000)	-	-	-	-	-	(375,000)
Total Services & Supplies	**($375,000)**	**-**	**-**	**-**	**-**	**-**	**($375,000)**
Special Payments							
Dist to Non-Profit Organizations	-	-	(474,341)	-	-	-	(474,341)
Intra-Agency Gen Fund Transfer	(87,400,000)	-	-	-	-	-	(87,400,000)
Other Special Payments	(143,187,402)	-	(55,571,344)	-	-	-	(198,758,746)
Total Special Payments	**($230,587,402)**	**-**	**($56,045,685)**	**-**	**-**	**-**	**($286,633,087)**
Total Expenditures							
Total Expenditures	(230,962,402)	-	(56,045,685)	-	-	-	(287,008,087)
Total Expenditures	**($230,962,402)**	**-**	**($56,045,685)**	**-**	**-**	**-**	**($287,008,087)**
Ending Balance							
Ending Balance	-	-	(31,354,315)	-	-	-	(31,354,315)
Total Ending Balance	**-**	**-**	**($31,354,315)**	**-**	**-**	**-**	**($31,354,315)**

_____ Agency Request
2027-29 Biennium

_____ Governor's Budget
Page _____

_____ Legislatively Adopted
Essential and Policy Package Fiscal Impact Summary - BPR013

ESSENTIAL AND POLICY PACKAGE FISCAL IMPACT SUMMARY

Housing & Community Svcs Dept
Pkg: 031 - Standard Inflation

Cross Reference Name: Housing Stabilization Programs
Cross Reference Number: 91400-010-00-00-00000

Description	General Fund	Lottery Funds	Other Funds	Federal Funds	Nonlimited Other Funds	Nonlimited Federal Funds	All Funds
Revenues							
General Fund Appropriation	10,362,532	-	-	-	-	-	10,362,532
Total Revenues	**$10,362,532**	**-**	**-**	**-**	**-**	**-**	**$10,362,532**
Services & Supplies							
Instate Travel	2,530	-	1,916	2,128	-	-	6,574
Out of State Travel	754	-	1,054	1,557	-	-	3,365
Employee Training	1,922	-	1,328	1,915	-	-	5,165
Office Expenses	5,739	-	2,067	3,412	-	-	11,218
Telecommunications	1,772	-	869	896	-	-	3,537
Data Processing	1,421	-	780	547	-	-	2,748
Publicity and Publications	176	-	684	144	-	-	1,004
Professional Services	6,055	-	237,939	274,640	-	-	518,634
IT Professional Services	108	-	40	60	-	-	208
Attorney General	8,285	-	1,263	184	-	-	9,732
Employee Recruitment and Develop	232	-	71	48	-	-	351
Dues and Subscriptions	225	-	97	1,026	-	-	1,348
Facilities Maintenance	32	-	27	37	-	-	96
Agency Program Related S and S	-	-	111	-	-	-	111
Other Services and Supplies	8,330	-	2,562	2,105	-	-	12,997
Expendable Prop 250 - 5000	4,250	-	608	1,017	-	-	5,875
IT Expendable Property	3,033	-	1,818	1,137	-	-	5,988
Total Services & Supplies	**$44,864**	**-**	**$253,234**	**$290,853**	**-**	**-**	**$588,951**

ESSENTIAL AND POLICY PACKAGE FISCAL IMPACT SUMMARY

Housing & Community Svcs Dept
Pkg: 031 - Standard Inflation

Cross Reference Name: Housing Stabilization Programs
Cross Reference Number: 91400-010-00-00-00000

Description	General Fund	Lottery Funds	Other Funds	Federal Funds	Nonlimited Other Funds	Nonlimited Federal Funds	All Funds
Special Payments							
Dist to Counties	905,554	-	1,411,368	1,523,481	-	-	3,840,403
Dist to Other Gov Unit	25,286	-	-	-	-	-	25,286
Dist to Non-Gov Units	-	-	2,989	-	-	-	2,989
Dist to Individuals	-	-	16,365	-	-	-	16,365
Dist to Non-Profit Organizations	1,240,272	-	3,751,684	4,550,911	-	-	9,542,867
Other Special Payments	8,146,556	-	3,630,716	-	-	-	11,777,272
Total Special Payments	**$10,317,668**	**-**	**$8,813,122**	**$6,074,392**	**-**	**-**	**$25,205,182**
Total Expenditures							
Total Expenditures	10,362,532	-	9,066,356	6,365,245	-	-	25,794,133
Total Expenditures	**$10,362,532**	**-**	**$9,066,356**	**$6,365,245**	**-**	**-**	**$25,794,133**
Ending Balance							
Ending Balance	-	-	(9,066,356)	(6,365,245)	-	-	(15,431,601)
Total Ending Balance	**-**	**-**	**($9,066,356)**	**($6,365,245)**	**-**	**-**	**($15,431,601)**

Policy Package #201: Agency Align LAB to Operating Budget

Package Description

There are program areas within the OHCS budget that need adjustments of administrative expenses relative to special payments. The preferred route to make these adjustments is through a DAS analyst or technical adjustment, but this POP is reserved as an alternative route to accomplishing the need. This is not intended to increase resources for OHCS staff but rather to provide more budget dollars in the admin category to cover contract payments which support local organizations (e.g., technical assistance providers) that are inaccurately budgeted as Services and Supplies (S&S) payments.

This package is intended to align the budgeted expenditures to current revenues to support the costs required to run the agency and programs approved by the Legislature. This request does not require additional funding but will request a shift of funding from the special payment appropriation and budget object to personal services and services and supplies. This is a placeholder policy option package for transparency. Continued research, reconciliation, and forecasting of Other Funds revenue sources that support the agency's work is still ongoing. As revenue forecasts continue to be updated throughout the biennium, the agency will reevaluate all funding sources for required ongoing programs that the agency must support.

Purpose

This is not intended to increase resources for OHCS but rather to reallocate funding received for special payments to meet administrative need. There are contract dollars (S&S) currently with the budget authority residing in Special Pays. Additionally, budget exists in Special Pays related to grant funding that has been historically required to be used for agency cost-allocated expenses and is anticipated ongoing.

The goal is to identify and right-size all budgetary items at the program and funding source level to support ongoing legislatively approved budget for Legislature-approved core programs for vulnerable Oregonian populations.

Some contributors to the budget expenditures moving out of alignment over time include:

- In previous biennia, programs would receive one-time General Fund (GF) with permission to move to Other Funds (OF). During those times, the program staffing may be charged partially to the GF and partially to the OF. The initial source of the funds has historically been General Fund. An example of this is Permanent Supportive Housing (PSH). The staffing level has been steady since the program's inception at around $1 million total funds for a biennium. The PSH program has been very successful, and the program will continue to service additional individuals and households. As of the 2025-27 biennium, the program is funded with GF and included in base budget for 2027-29. When looking back to the 2023-25 biennium, the GF that supports this work has decreased by about $800,000, and the budget limitation for OF has increased by a corresponding amount.

  However, there are no other funds anticipated to be ongoing to support this limitation since the funds were moved initially from GF to OF, but there is not current authority to move any remaining PSH fund from GF to OF at the end of the biennium.

  Potential solutions include authorizing GF to be moved to OF for this program for future biennium or to allow GF in special payments to be moved to the administrative appropriation in an equal amount to support the ongoing staffing required to support this program.
- State Government Service Fees have increased biennium over biennium due to more costs for DAS-required services as well as risk assessments distributed to all agencies. These costs are assigned to the administrative appropriation, where services and supplies are budgeted. While the expenditure limitation is provided to agencies for this increase, OHCS is heavily supported with Other Funds. This means that the only way to cover these costs is to move some of the program funding to the administrative appropriation.
- Vacancy savings are calculated for all agencies at 5%; inflation was approved at 4.9%. A review of the staffing was completed, and it was determined that the agency does not have or anticipate a vacancy savings sufficient to support that reduction built into the base budget. The agency requested an exception during the budget process to align the vacancy savings with the actual rate (about 2%-3%), but it was not approved at that time.

- The agency has been subsidizing the costs required for HMIS, which is required by HUD and is the system of record for the agency to be able to report on the number of households served by HSD. The agency is working to identify any required work that results in costs to true up the budget authority for the required work. Every effort is being made not to have any additional General Fund asks.
- If more work is required, the costs must be paid by programmatic funds they support. Should these items require funding (in the S&S section of the budget), the viable option is to review these items transparently and collaboratively with DAS and LFO and make the recommendation to shift the expenditure limitation from special payments (budget object 6000) to budget object (4000). These might include:
    - Language Access
    - ADA-compliant communication and website updates
    - Contracting costs

Additional review will be completed for this placeholder POP.

How Achieved

Prior to the 2027-29 LAB, a comprehensive review of all revenue sources and the programs they support will be completed. A list of specific line items will be thoroughly researched, documented, and provided to DAS and LFO to reach a collaborative recommendation with OHCS.

Staffing Impact

There is no additional staffing request, and there will not be an impact on current staff. Some impact is expected to funding sources for current staff to ensure stability of administrative support for required core services.

Quantifying Results

Results will be measured by ensuring the agency lives within its Legislatively Approved Budget. Ensuring alignment of revenue to required expenditures is fiscally sound. Additionally, this alignment will result in equitable impacts (e.g., language access) and meeting federal requirements (e.g., HMIS federal system requirement) that enable the agency to pass through hundreds of millions of dollars in HUD rent subsidies to the most vulnerable individuals.

Revenue Sources

Description	General Fund	Other Funds	Federal Funds	Total Funds
Personal Services				
Services & Supplies	$1,852,309			**$1,852,309**
Special Payments	-$1,852,309			**-$1,852,309**
Total Package #201	**$0**			**$0**

ESSENTIAL AND POLICY PACKAGE FISCAL IMPACT SUMMARY

Housing & Community Svcs Dept
Pkg: 201 - Align HSD LAB to Operating Budget

Cross Reference Name: Housing Stabilization Programs
Cross Reference Number: 91400-010-00-00-00000

Description	General Fund	Lottery Funds	Other Funds	Federal Funds	Nonlimited Other Funds	Nonlimited Federal Funds	All Funds
Services & Supplies							
Professional Services	1,852,309	-	-	-	-	-	1,852,309
Total Services & Supplies	**$1,852,309**	**-**	**-**	**-**	**-**	**-**	**$1,852,309**
Special Payments							
Dist to Counties	(1,852,309)	-	-	-	-	-	(1,852,309)
Total Special Payments	**($1,852,309)**	**-**	**-**	**-**	**-**	**-**	**($1,852,309)**
Total Expenditures							
Total Expenditures	-	-	-	-	-	-	-
Total Expenditures	**-**	**-**	**-**	**-**	**-**	**-**	**-**
Ending Balance							
Ending Balance	-	-	-	-	-	-	-
Total Ending Balance	**-**	**-**	**-**	**-**	**-**	**-**	**-**

_____ Agency Request
2027-29 Biennium

_____ Governor's Budget
Page _____

_____ Legislatively Adopted
Essential and Policy Package Fiscal Impact Summary - BPR013

Policy Package #202: HMIS Solution Project

Package Description

Oregon Housing and Community Services (OHCS) currently administers the Oregon Multi-Continuum (OMC) Homeless Management Information System (HMIS), serving four Continuums of Care (CoCs) and the nine federally recognized Tribes of Oregon. This shared system is the central system of record for tracking client services, performance outcomes, and the U.S. Department of Housing and Urban Development (HUD)-required reporting across 33 participating counties. HMIS is a requirement for various state-funded homelessness and homelessness prevention program funding.

OHCS is requesting funding to sustain ongoing system operations and facilitate the smooth transfer of data and functionality to a new system that is in active procurement. The OMC HMIS system is central to federally required Coordinated Entry, project performance reporting, federal submissions, and grant compliance. Any interruption in service would introduce significant operational, financial, and compliance risks for OHCS and the four CoCs that utilize the system.

OHCS launched the OMC HMIS in January 2022 and deployed a sole-source procurement to direct-award the current contract. This maintained cohesion with the CoCs joining the OMC by using the same HMIS vendor. OHCS is nearing the end of the HMIS contract and is required by Oregon's fair procurement laws to hold a competitive selection to procure the next HMIS contract. To maintain system operations without a gap in service, a new HMIS contract must be in place before the current contract's expiration date, Dec. 31, 2027.

In procuring a new HMIS contract, OHCS seeks to maintain system access and improve the quality and reliability of homelessness and prevention program data by requiring potential vendors to meet the needs of the CoCs and OHCS better. The work currently underway to support this procurement is called the HMIS Solution Project.

OHCS is requesting $2,497,500 to sustain the ongoing costs of system licensing, system migration from the existing OMC HMIS, and Enterprise Information Services (EIS)-required Independent Quality Management Services (IQMS). OHCS is on track to post the request for proposal (RFP) in October 2026, issue an initial Notice of Intent to Award (NOIA) in January 2027, and have the new system go live in fall 2027.

BUDGET NARRATIVE

Purpose

The OMC HMIS provides essential data infrastructure to four of Oregon's eight CoCs. By maintaining this data infrastructure, the Legislature can measure the impact and outcomes of the programs it funds, identify trends in homelessness, make data-informed decisions, ensure resources are directed where they are needed most, and ensure continued CoC eligibility for HUD homelessness program funding.

Since the current HMIS was procured and launched in 2022, the homeless response landscape has changed significantly with increased state investments, expanded regional coordination, and growing expectations for integrated, data-driven service delivery. By holding a competitive procurement before the current HMIS contract expires, OHCS will be able to ensure the next contract meets the evolving needs of the CoCs and the state while maintaining HMIS system continuity. Procuring a modern HMIS solution will improve user experience, leading to fewer errors and more reliable data, increasing end-user efficiency, improving reporting capabilities, and ensuring the system can support coordinated services, performance measures, and state priorities.

In addition to the state interest in maintaining and improving data collection and reporting functions, having an HMIS solution is a requirement for several sources of federal funding. As an Emergency Solution Grant (ESG) recipient, OHCS is responsible for providing a HUD-compliant HMIS solution and has established agreements with each of the four CoCs to provide system access and cost subsidization. HUD also requires each CoC to use an HMIS to continue receiving Continuum of Care funding. HMIS also is largely required for OHCS homelessness and prevention programs. Because the entities under the OMC are largely rural and historically underfunded, without OHCS providing the HMIS software, OMC areas would risk being left without HUD-compliant HMIS software and unable to document client-level information for state, local, and federally funded homeless services.

The four CoCs in the OMC include 210 individual provider agencies that are deploying 1,043 homelessness and prevention projects across Oregon. Of those, 428 projects (41%) are funded wholly or in part by OHCS. As of June 2026, the OMC HMIS had 836 individual system users, composed of frontline provider staff, emergency shelter staff, case managers, program directors, and administrative staff responsible for entering client-level data into the system. System users by CoC:

- Central Oregon (OR-503): 139
- Jackson County (OR-502): 151
- Mid-Willamette Valley Homeless Alliance (OR-504): 180
- BoS – Balance of State Continuum of Care (OR-505): 361
- Tribal Agencies: 5

Prior to OHCS launching the OMC, each agency was required to pay system licensing costs in addition to the labor costs of their staff entering the data. This cost barrier prevented many agencies from using HMIS or required agencies to reduce their funding levels for direct services to cover licensing fees and administrative costs, limiting the agencies' impact. State funding for HMIS ensures that smaller, rural, and under-resourced CoCs and Tribal communities have equitable access to homelessness data infrastructure. Maintaining full state support helps ensure all participating communities can contribute to a more complete statewide picture of homelessness and programmatic outcomes, giving the Legislature the best available data for informed decision-making.

How Achieved

In fall 2024, OHCS began project scoping for procuring a new HMIS contract. In early 2025, OHCS' Project Governance Committee and Enterprise Information Services (EIS) formally approved the project. EIS determined the project fits the requirements for mandatory Independent Quality Management Services (IQMS). By April 2026, IQMS was procured and onboarded to the project. The project team, in conjunction with the IQMS vendor, is reviewing RFP documents and assessing agency risk and delivery of need and will be posting the RFP in October 2026. The CoCs and Tribes will be invited to participate in the second phase of the vendor selection process to ensure potential vendors will meet their needs. This phase of the selection process involving OMC end users will take place between November and December 2026, leading to a NOIA in early 2027.

Staffing Impact

OHCS staffs the OMC HMIS with four full-time permanent positions. These positions support the daily and ongoing system administration, compliance, data quality monitoring, and workflow improvement for the four CoCs and Tribal communities

using the system. These positions also support end users in achieving and maintaining reliable and accurate data for homelessness and homelessness prevention programs across Oregon communities.

This policy option package does not include a request for additional staff capacity. Instead, the HMIS request for funding will allow the required contract implementation and system migration to provide a continuation of data, metrics, and IT system requirements. The HMIS system provides the foundation for agencywide reporting, quantifying households served and meeting required data reporting for HUD. Establishing a new contract with a vendor that better meets the needs of OHCS and CoCs is expected to result in more efficient workflows and less administrative maintenance of the system by internal and external staff using the system.

Quantifying Results

OHCS has administered two satisfaction surveys to determine the needs of HMIS end users, assess processes and systems that are currently working well, and determine which features the current HMIS system does not offer or are too burdensome to implement. The satisfaction survey of end users conducted in May 2026 will be used as one of the benchmarks to measure the success of the new HMIS system implementation.

Following the NOIA in early 2027 and system migration and implementation in fall 2027, IQMS will provide OHCS with risk and mitigation reports throughout the contracting and implementation periods, including a focus on change management practices. OHCS will measure results through the following metrics outlined in the procurement project's Benefit Management Plan, which will be submitted to EIS for approval in August 2026:

Project Implementation Status

#	Metric Name	Metric Description	Target	Baseline	Variable
1	Vendor selected	RFP completed, and vendor contracted	Yes	Yes	Yes/No
2	System configuration complete	New system, core modules configured	100%	0%	% complete
3	Data migration complete	Legacy data transferred and validated	100%	0%	% complete
4	Training delivered	OHCS staff training sessions completed	All users trained	8 staff/8 CoC leads	# sessions/% users trained

Data Quality and Reporting

#	Metric Name	Metric Description	Target	Baseline	Variable
5	Report capability	Reports are easy for users to pull.	1 point (20%) increase in user rating via survey	Will be captured in May 2026 user survey	1-5 scale score via survey
6	Report turnaround time	Time to generate HUD reports	100% (16/16) reports less than or equal to .25 hours	56% less than or equal to .25 hours (7/16)	% of reports under target time of less than or equal to .25 hours

#	Metric Name	Metric Description	Target	Baseline	Variable
7	Duplicate Client IDs	System administrators at OHCS are working with vendor to remove duplicate clients in system.	50% reduction	# of tickets over 90 days in stable environment from help desk	Count of tickets under "Merge" Category over 90 days

User Experience and Adoption

#	Metric Name	Metric Description	Target	Baseline	Variable
8	User satisfaction	Survey CoC score post-implementation	1 point (20%) increase in user rating via survey	Will be captured in May 2026 user survey	1-5 scale score via survey
9	User license management	Maintain effective process in the new system, including report overviewing role assignment	Yes/No	Yes	Yes/No
10	Support tickets	Number of support tickets reported to HMIS Helpdesk portal	Decrease of 25%	24 tickets in a 90-day period	# Tickets decrease by 25% over 90 days post stabilization period

Compliance and Security

#	Metric Name	Metric Description	Target	Baseline	Variable
11	Role-based access setup	All users assigned correct roles.	Non-Admin target – 90% Admin Target – 100%	Last user audit results: 99.9% accuracy for non-admin users; 100% accuracy for admin users.	% of findings, 2 Calc
12	Audit logs active	System tracks all access and changes.	Yes	Yes	Yes/No
13	Security incidents	Breaches or violations reported.	0	0	# Incidents

Service Delivery

#	Metric Name	Metric Description	Target	Baseline	Variable
14	System uptime	Availability of the platform	Greater than or equal to 99% measured monthly (rec 99%-99.5% monthly)	99	% Uptime

- Benefits 1, 2, 3, 4: OHCS predicts benefits from the HMIS Solution Project that include:
  - A new contract for an HMIS vendor signed and in place at the end of the project timeline, ensuring HUD compliance.

  - A new CMO HIMS system in place and fully configured, which allows the agency to continue efficient operations and grow steadily.
  - All data is maintained and transferred for ease of service for all HMIS OMC projects.
  - All users are trained to engage in new data entry processes and avoid transition errors.
- Benefit 5: Improved report usability, allowing for more reporting at all levels of users amongst the OMC group, potentially improving data-driven operations.
- Benefit 6: More efficient HUD reporting. The current HMIS system has users waiting up to an hour for a single HUD report to load. OHCS anticipates a new HMIS will generate reports in under 15 minutes.
- Benefit 7: Elimination of duplicate and unnecessary records. The current HMIS system has over 30,000 potential duplicate client records in unnecessary projects. As part of implementing the new system, OHCS will remove unnecessary projects and merge client records to remove duplicates. This effort will reduce future administrative work and improve data quality in the new system.
- Benefit 8: Improved user satisfaction. User satisfaction with the current HMIS system is low, and by surveying before and after the system's replacement, the HMIS Solution Project expects to increase user satisfaction collectively above 80%.
- Benefit 9: A requirement from the HMIS Solution Project is for a similar report from the original system to be created/available in the new one, displaying all users and their last login period. If that requirement is fulfilled, OHCS can predict that the effective user management process currently in place will continue forward for years to come.
- Benefit 10: Reduced time dedicated to system administration. Due to the anticipated ease of use and data entry with the new HMIS, OHCS expects a 25% reduction in system administration ad-hoc requests after implementation.
- Benefit 11: Greatly improved system role assignment accuracy. The current HMIS solution has complex roles to assign, and with the use of a canned report, OHCS finds incorrect role assignments and corrects them regularly. In the new system, with proper definition and categorization, OHCS is hoping for more than 90% non-administrative role assignment accuracy and 100% administrative role assignment accuracy.
- Benefit 12: Audit tracing of all HMIS activities. Continuing full audit traceability in the HMIS system of record is a priority of the HMIS Solution Project, and a new solution with a full audit log will benefit the project and agency.

- Benefit 13: Improved security of sensitive data. Due to the sensitive nature of HMIS data, ensuring data security is required by OHCS. Keeping security incidents and breaches at a minimum is a benefit for the agency and the project.
- Benefit 14: Assured system availability. Uptime of the OMC instance is imperative for HMIS service continuity. Procuring a system that can guarantee a 99% uptime or better, along with access to monthly reports on availability, is a benefit.

Progress reports will be delivered to EIS with outcome measurements 90 days after system implementation, tentatively early 2028.

Revenue Sources

Description	General Fund	Other Funds	Federal Funds	Total Funds
Personal Services				
Services & Supplies				
Special Payments	$2,497,500			**$2,497,500**
Total Package #	**$2,497,500**			**$2,497,500**

ESSENTIAL AND POLICY PACKAGE FISCAL IMPACT SUMMARY

Housing & Community Svcs Dept
Pkg: 202 - HMIS New System

Cross Reference Name: Housing Stabilization Programs
Cross Reference Number: 91400-010-00-00-00000

Description	General Fund	Lottery Funds	Other Funds	Federal Funds	Nonlimited Other Funds	Nonlimited Federal Funds	All Funds
Revenues							
General Fund Appropriation	2,497,500	-	-	-	-	-	2,497,500
Total Revenues	**$2,497,500**	**-**	**-**	**-**	**-**	**-**	**$2,497,500**
Services & Supplies							
IT Professional Services	2,497,500	-	-	-	-	-	2,497,500
Total Services & Supplies	**$2,497,500**	**-**	**-**	**-**	**-**	**-**	**$2,497,500**
Total Expenditures							
Total Expenditures	2,497,500	-	-	-	-	-	2,497,500
Total Expenditures	**$2,497,500**	**-**	**-**	**-**	**-**	**-**	**$2,497,500**
Ending Balance							
Ending Balance	-	-	-	-	-	-	-
Total Ending Balance	**-**	**-**	**-**	**-**	**-**	**-**	**-**

DETAIL OF LOTTERY FUNDS, OTHER FUNDS, AND FEDERAL FUNDS REVENUE

Housing & Community Svcs Dept **Agency Number: 91400**

2027-29 Biennium **Cross Reference Number: 91400-010-00-00-00000**

Source	2023-25 Actuals	2025-27 Leg Adopted Budget	2025-27 Leg Approved Budget	2027-29 Agency Request Budget	2027-29 Governor's Budget	2027-29 Leg. Adopted Budget
Other Funds						
Public Utilities Fees	96,189,864	119,600,000	119,600,000	143,540,649	-	-
Admin and Service Charges	475,035	600,000	600,000	600,000	-	-
Interest Income	5,815,247	4,811,400	4,811,400	6,838,806	-	-
Housing Div Loan Repayments	25,000	24,000	24,000	1,391,526	-	-
Other Revenues	1,067,722	134,400	134,400	875,458	-	-
Transfer In - Intrafund	864,797	-	-	-	-	-
Transfer from General Fund	47,437,910	110,900,000	87,400,000	-	-	-
Tsfr From Human Svcs, Dept of	3,727,266	5,000,000	5,000,000	5,000,000	-	-
Tsfr From Revenue, Dept of	5,151,799	6,884,900	6,884,900	5,156,344	-	-
Tsfr From Environmental Quality	-	6,379,054	6,379,054	6,379,054	-	-
Tsfr From Oregon Health Authority	-	577,579	577,579	-	-	-
Transfer Out - Intrafund	(6,910,871)	(5,582,840)	(5,582,840)	(15,256,203)	-	-
Total Other Funds	**$153,843,769**	**$249,328,493**	**$225,828,493**	**$154,525,634**	**-**	**-**
Federal Funds						
Federal Funds	159,526,913	118,438,044	118,575,108	359,366,834	-	-
Transfer Out - Intrafund	-	(2,405,258)	(2,405,258)	(2,365,793)	-	-
Total Federal Funds	**$159,526,913**	**$116,032,786**	**$116,169,850**	**$357,001,041**	**-**	**-**

DETAIL OF LOTTERY FUNDS, OTHER FUNDS, AND FEDERAL FUNDS REVENUE

Source	Fund	ORBITS Revenue Acct	2023-25 Actual	2025-27 Leg Adopted	2025-27 Estimates	2027-29 Agency Requested
Other Funds Limited						
Public Utility Fees						
Low-Income Electric Bill Payment Assist Change	3400	0240	$ 46,558,100	$ 77,600,000	$ 77,600,000	$ 77,600,000
Public Purpose Charge (Weatherization)	3400	0240	$ 49,631,764	$ 42,000,000	$ 65,940,649	$ 65,940,649
Admin & Service Charges						
Individual Development Account Administration Charges	3400	0415	$ 200,000	$ 200,000	$ 200,000	$ 200,000
Petroleum Distributor Assessments (SHOW)	3400	0415	$ 275,035	$ 400,000	$ 400,000	$ 400,000
Interest Income						
Emergency Housing Assistance	3400	0605	$ 797,356	$ 576,000	$ 797,356	$ 797,356
Elderly Rental Assistance	3400	0605	$ 3	$ -		
Housing Choice Landlord Guarantee Program	3400	0605	$ 194,167	$ 21,600	$ 248,352	$ 248,352
Rent Guarantee Program	3400	0605	$ 18,182	$ 17,400	$ 21,824	$ 21,824
Wildfire Recovery	3400	0605	$ 790	$ -	$ -	$ -
Energy Conservation Helping Oregonians	3400	0605	$ 3,564,161	$ 2,904,000	$ 4,334,231	$ 4,334,231
Oregon Multifamily Energy Program (OMEP or ORMEP)	3400	0605		$ -	$ 291,200	$ 291,200
Oregon Energy Assistance Program	3400	0605	$ 1,197,965	$ 1,248,000	$ 1,103,220	$ 1,103,220
State Home Oil Weatherization	3400	0605	$ 42,623	$ 44,400	$ 42,623	$ 42,623
Housing Div Loan Repayments				.		
Barclay's	3400	0930	$ 25,000	$ 24,000	$ 1,194,947	$ 1,194,947
Low-Income Home Energy Assistance Program (LIHEAP)	3400	0930			$ 36,000	$ 36,000
Oregon Multifamily Energy Program (OMEP)	3400	0930			$ 160,579	$ 160,579
Other Revenues						
Emergency Housing Assistance	3400	0975	$ 154,924	$ 134,400		
Energy Conservation Helping Oregonians	3400	0975	$ 154			
CEAP (PROGRAM)	3400	0975	$ 4,350			
PPC Multifamily Weatherization	3400	0975	$ 10,934			
Elderly Rental Assistance	3400	0975	$ 874,850		$ 875,458	$ 875,458
Transfer In - Intrafund	3400	1010	$ -	$ -		
Transfer In - Other						
(HCLGP) Transfer in from Other Funds	3400	1050	$ -	$ -		
Transfer In From General Fund						
Emergency Housing Assistance	3400	1060	$ 5,000,000	$ -		
EO EP	3400	1060	$ -	$ -		
Youth Rental Assistance	3400	1060	$ -			
Shelter Operations and Facilities	3400	1060	$ -			
Housing Choice Landlord Guarantee Program	3400	1060	$ 3,437,910	$ -		
OREGON REHOUSING ASSISTANCE	3400	1060	$ 39,000,000			
LTRA	3400	1060	$ -	$ 87,400,000		
Senior & Disabled Housing Development Initiative (Related to HB358	3400	1060	$ -	$ 23,500,000		
Transfer in From DAS						
Emergency Housing Assistance	3400	1107	$ -			
Transfer in From DHS						
Housing Stabilization Program/Temporary Assistance to Needy Fa	3400	1100	$ 3,727,266	$ 5,000,000	$ 5,000,000	$ 5,000,000
Doc Recording Fee (Emergency Housing Assistance)	3400	1150	$ 5,151,799	$ 6,884,900	$ 5,156,344	$ 5,156,344
Transfer in From Department of Environmental Quality (DEQ)	3400	1340	$ -	$ 6,379,054	$ 6,379,054	$ 6,379,054
Transfer in From OHA (Oregon Health Authority)						
1115 Waiver - Housing Stabilization	3400	1443	$ -	$ 577,579	$ -	$ -
Transfer Out - Intrafund	3400	2010	$ (229,494)	$ (5,582,840)	$ (5,582,840)	$ (15,256,203)
Transfer Out to DAS	3400	2107	$ -			
ELDERLY RENTAL ASSISTANCE	3400	9999	$ (3)	$ -		
WILDFIRE DAMAGE HOUSING RELIEF	3400	9999	$ (227,236)	$ -		
Total Other Funds Limited	**3400**		**$ 159,410,600**	**$ 249,328,493**	**$ 164,198,997**	**$ 154,525,634**
Federal Funds Revenue						
Bonneville Power Administration	6400	0995	$ 3,160,006	$ 3,891,639	$ 3,891,639	
Department of Energy	6400	0995	$ 34,447,133	$ 7,376,654	$ 17,032,444	$ 17,032,444
Department of Health & Human Services	6400	0995	$ 138,719,273	$ 99,837,312	$ 118,423,203	$ 118,423,203
Department of Housing & Urban Development	6400	0995	$ 33,118,892	$ 7,332,439	9665864	$ 9,665,864
Emergency Rental Assistance	6400	995	$ (2,393,342)	$ -		
Miscellaneous	6400	0995	$ -	$ -	$ 214,245,323	$ 214,245,323
ESG	6400	975	$ 81,350	$ -	$ -	$ -
HOME (TBA)	6400	975	$ 3,018	$ -	$ -	$ -
CSBG	6400	975	$ 10,554		$ -	$ -
EMERGENCY RENTAL ASSISTANCE GRANT	6400	975	$ 3,641,363		$ -	$ -
LOW-INCOME ENERGY ASSISTANCE	6400	975	$ 309,388		$ -	$ -
LOW-INCOME WATER ASSISTANCE	6400	975	$ 52,705		$ -	$ -
LOW-INCOME WEATHERIZATION ASSISTANCE	6400	975	$ 249,970		$ -	$ -
					$ -	$ -
Transfer Out - Intrafund	6400	2010	$ -	$ (2,405,258)	$ (2,405,258)	$ (2,365,793)
Total Federal Funds Limited	**6400**		**$ 211,400,311**	**$ 116,032,786**	**$ 360,853,215**	**$ 357,001,041**

Project-Based Rent Assistance Programs

OREGON HOUSING and COMMUNITY SERVICES

Project-Based Rental Assistance Programs 2025-27 Legislatively Approved Budget

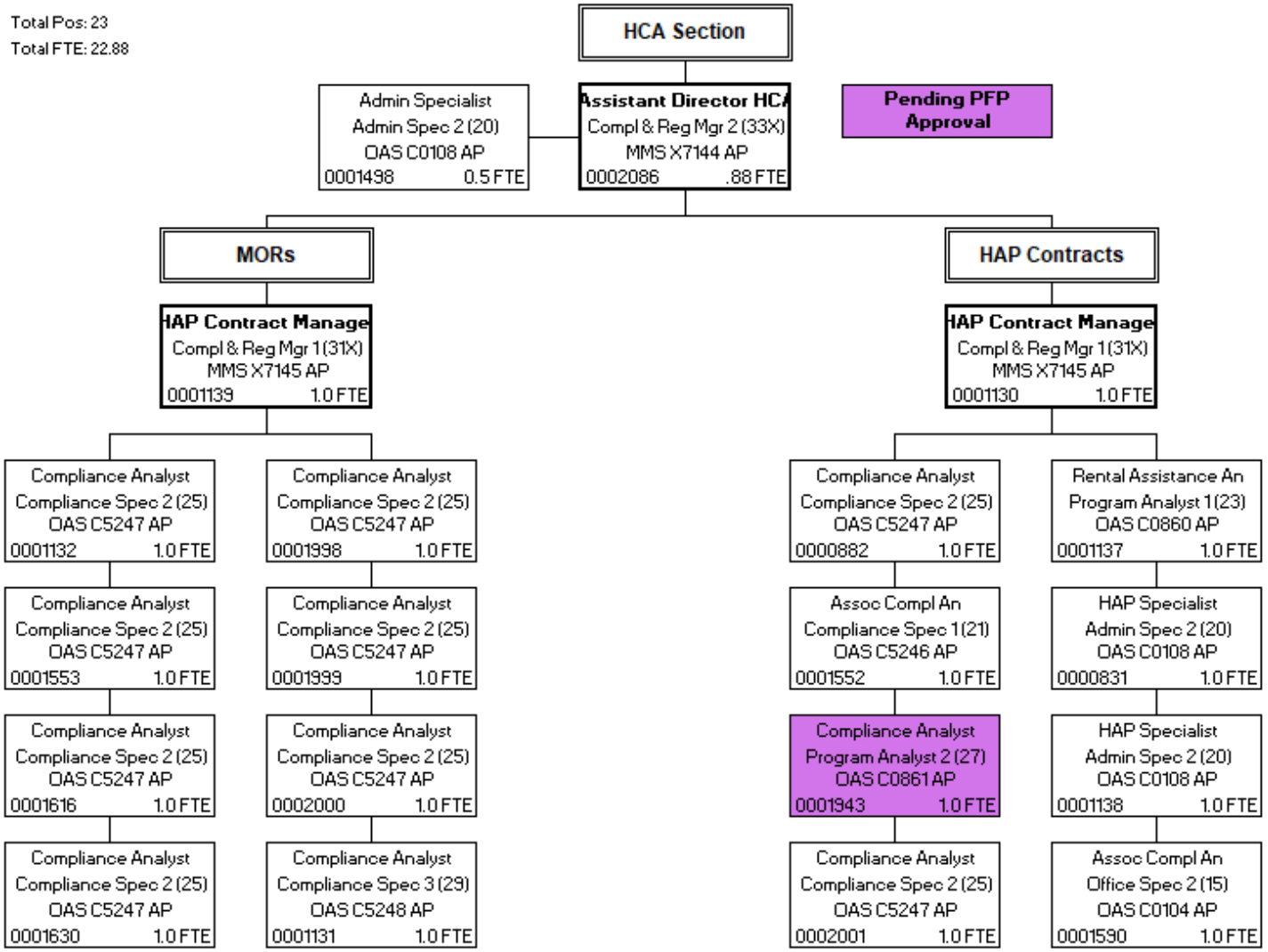

Project-Based Rental Assistance Programs 2027-29 Agency Request Budget

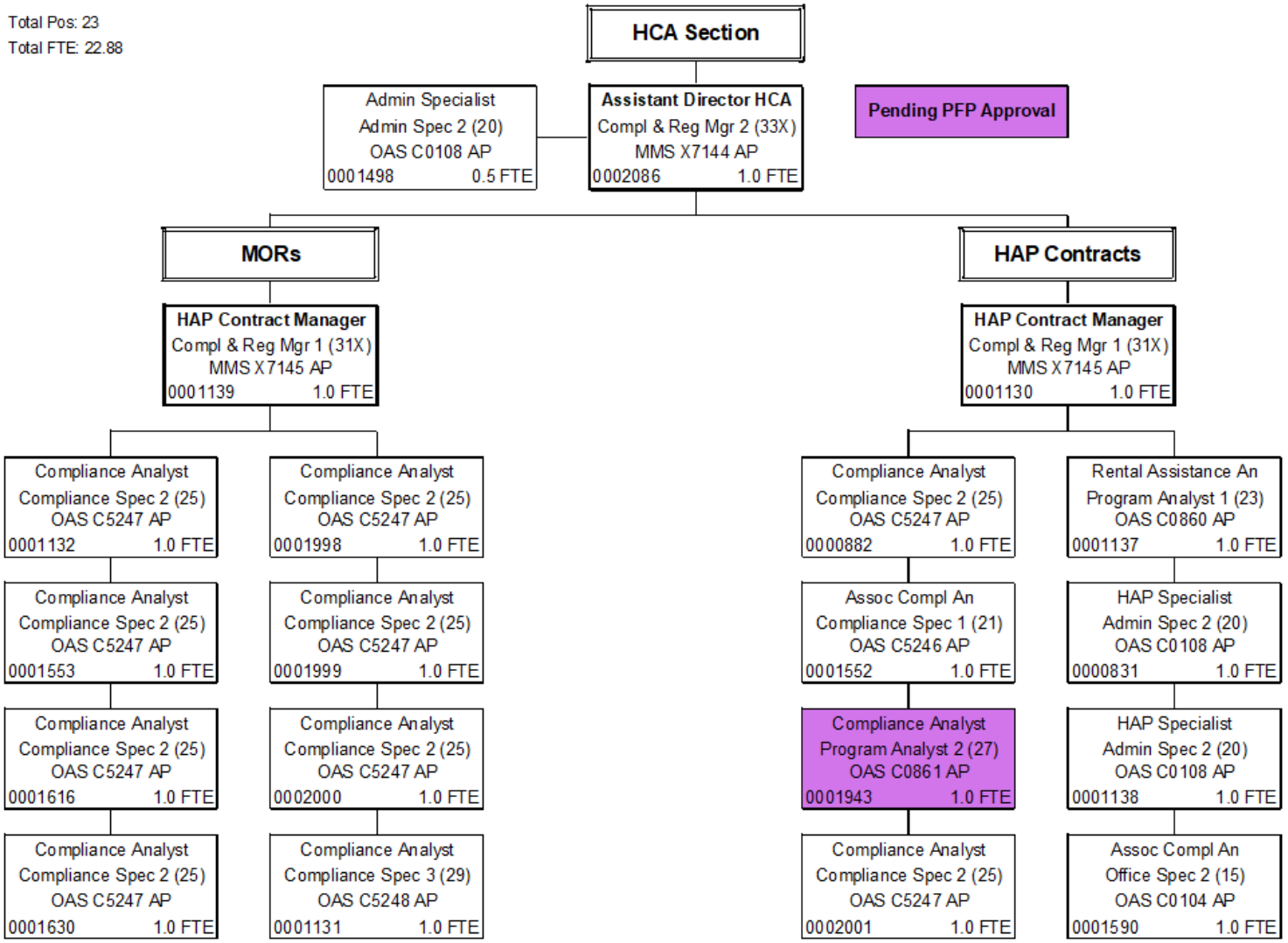

Project-Based Rental Assistance Programs Executive Summary

Long-Term Focus Area: Healthy and Safe Communities, A Thriving Statewide Economy
Program Contact: Natasha Detweiler-Daby, Affordable Rental Housing Division Director

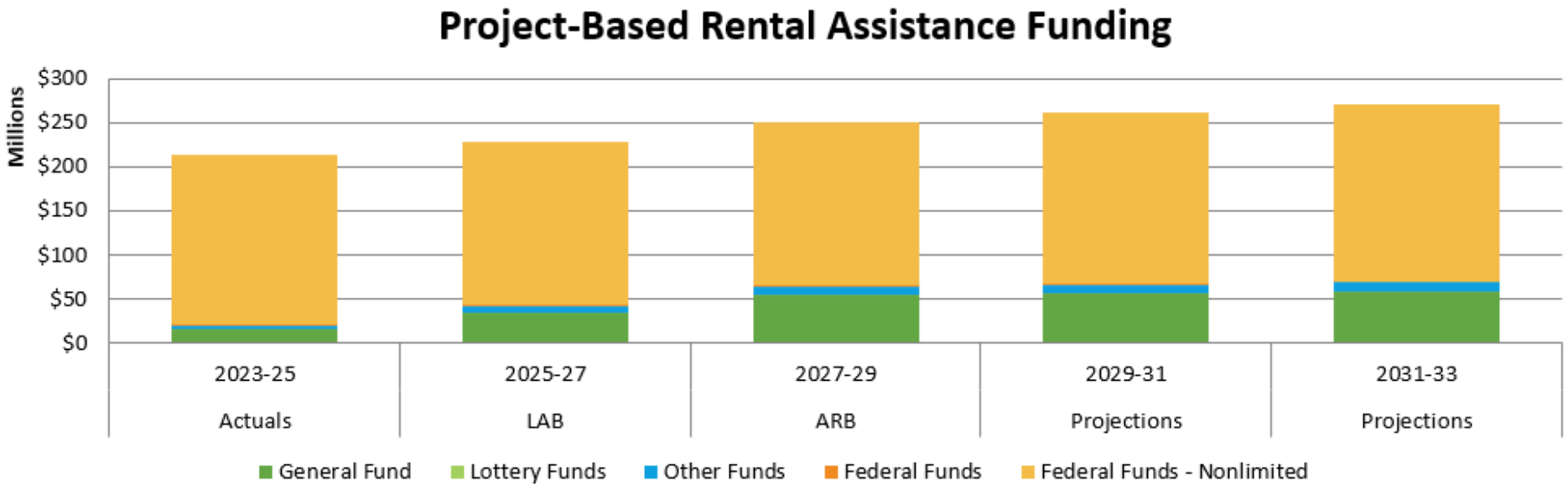

Program Overview

The Project-Based Rental Assistance (PBRA) program unit leads programs providing rental assistance that is associated with specific housing units rather than awarded to a tenant regardless of where the person lives. The staff who implement these programs report to the director of Affordable Rental Housing.

Program Funding Request

This program unit includes ongoing support for the department's Permanent Supportive Housing (PSH) Initiative. The program was authorized in 2019-21 and is intentionally designed to serve those experiencing chronic homelessness with permanent housing through rental assistance and supportive services. Housing development is funded with state and

federal affordable rental housing development funding, including those reflected in the Capital Construction program unit. In this program unit, General Fund is used for the rent and services. Included in the ARB ask are operational staff additions to scale with the work, continuing the current service levels with incorporated increases needed for changes in the market along with expansion of this work to add more permanent supportive housing units for those experiencing chronic homelessness. The ARB ask also includes an investment package to expand supportive housing to work in partnership with the Oregon Health Authority and others to identify and implement strategies to provide supportive housing rent assistance and services to meet the needs of populations at broader acuity levels to support those existing state systems who may not be chronically homeless.

In addition to the PSH Initiative, this program unit also includes the HUD Contract Administration section, overseeing federal HUD contracts for project-based rent-assisted projects, along with the federal HUD 811 program, which provides resources to funded projects serving Oregon Health Authority and Department of Human Services clients.

The chart below includes projected program funding requests for the 2027-29 biennium. The HUD Contract Administration and HUD 811 PRA sections include federal funds. The PSH Initiative includes General Fund for associated rent and services costs and does not assume additional investments in construction. This request encompasses Current Service Level only.

Project-Based Rental Assistance

Project-Based Rental Assistance Programs					
	2023-25 Actuals	2025-27 LAB	2027-29 ARB	2029-31 Projections	2031-33 Projections
General Fund	$ 15,268,444	$ 33,790,922	$ 53,994,046	$ 56,305,646	$ 58,604,350
Lottery Funds	$ -	$ -	$ -	$ -	$ -
Other Funds	$ 5,142,119	$ 8,939,647	$ 9,870,147	$ 10,046,453	$ 10,218,162
Other Funds - Nonlimited	$ -	$ -	$ -	$ -	$ -
Federal Funds	$ 903,951	$ 1,035,015	$ 1,188,809	$ 1,235,976	$ 1,282,828
Federal Funds - Nonlimited	$ 192,045,624	$ 185,102,399	$ 185,102,399	$ 193,061,802	$ 200,977,336
Total Funds	**$ 213,360,138**	**$ 228,867,983**	**$ 250,155,401**	**$ 260,649,877**	**$ 271,082,677**
Positions	23	25	26	26	26
FTE	22.34	24.26	25.00	25.00	25.00

Program Description

The Project-Based Rent Assistance efforts of OHCS are three-fold: HUD Contract Administration (HCA), HUD 811 PRA (HUD 811), and Permanent Supportive Housing Project-Based Rent Assistance (PSH PBRA). These three discrete efforts serve to provide rent assistance in connection with the provision of housing.

HCA serves as the state's Performance Based Contract Administrator (PBCA) for project-based Section 8 housing. Each Section 8 project has a Housing Assistance Payment (HAP) contract, which provides the project-based subsidy. HCA performs contract administration activities for about 243 contracts in Oregon. Contract administration includes subsidy payments to owners (pass-through funds), tenant complaint resolution, HAP contract renewals, rent adjustments, on-site management reviews, and technical support to owners, managing agents, site staff, and residents.

HUD 811 program resources are awarded to OHCS to set aside units in affordable housing projects whose capital costs are funded through federal Low-Income Housing Tax Credits, federal HOME funds, or other state, federal and local funding sources. OHCS partners with the Oregon Health Authority and Department of Human Services to identify and refer people

with extremely low incomes and disabilities to HUD 811 units and ensure their access to long-term services and supports in the community.

PSH PBRA resources are programmed by OHCS into funded, publicly supported affordable housing to serve persons requiring rental assistance and tenancy support services to maintain housing, such as those experiencing chronic homelessness. The PSH initiative is focused on prioritizing PSH for those experiencing chronic homelessness that are referred through their local coordinated entry process.

Program Justification

OHCS' Project-Based Rental Assistance Programs provide assistance to stabilize Oregonians with very low and extremely low incomes to ensure housing stability. These community members would be unlikely to find housing affordable to them outside of project-based rental assistance. PSH rental assistance is a key element to housing Oregonians experiencing chronic homelessness successfully.

Program Performance

	2013-15	2015-17	2017-19	2019-21	2021-23	2023-25	2025-27 (projected)	2027-29 (projected)
Households Served in Project-Based Section 8 Program	9,714	9,708	9,704	9,704	9,727	9,692	9,642	9,642
Permanent Supportive Housing Rent Assistance	N/A	N/A	N/A	N/A	852	1,227	1,227	1,227

Enabling Legislation and Program Authorization

The table below outlines state and federal authorizing legislation for Project-Based Rental Assistance Programs:

Authority	Program	Legislation
Federal	Sections 8 and 811	Various federal statutes

Funding Streams

Project-Based Rental Assistance Programs are funded by General Fund, Other Funds, and federal funds. Other funds are derived from HUD Contract administration charges. Federal funds are for the HUD contract administration.

Comparison of 2027-29 Funding Proposal to 2025-27 Funding

OHCS' funding request for 2027-29 increases funding for the Permanent Supportive Housing program as more units become filled and as programmatic policies need to update with market shifts in cost factors. In addition, non-limited federal funds are expected to increase above standard inflation rates as rental costs continue to rise faster than incomes. The payments subsidize the difference between market-rate rents and 30% of the tenant's income.

Project-Based Rental Assistance Programs Description

The Project-Based Rental Assistance (PBRA) programs include HUD Contract Administration (HCA), HUD 811 PRA (HUD 811), and Permanent Supportive Housing Project-Based Rent Assistance (PSH PBRA). These three discrete efforts serve to provide rent assistance in connection with the provision of housing.

The HUD Contract Administration section monitors the physical condition, management, and tenant eligibility of projects that receive funding. A management review is conducted to ensure compliance with regulatory standards, federal regulations, and state rules. The section also follows up on health and safety issues that are documented through HUD Real Estate Assessment Center (REAC) physical inspections. Common areas, vacant units ready for occupancy, building exteriors, roofs and landscaping are inspected in conjunction with representatives from the property management firm responsible for the day-to-day management of the projects.

OHCS serves as the Performance Based Contract Administrator (PBCA) for project-based Section 8 housing in Oregon. OHCS performs contract administration activities for 243 contracts in HUD Section 8 properties across the state, which equates to 9,642 total units. Contract administration includes subsidy payments to owners (pass-through funds), tenant complaint resolution, HAP contract renewals, rent adjustments, on-site management reviews, and technical support to

owners, managing agents, site staff, and residents. In addition, OHCS helps provide information to persons seeking housing who might already be living in Section 8 housing, or who may be experiencing housing problems.

OHCS receives federal HUD 811 program resources. Through this program, staff work to assign HUD 811 rent assistance to units, specifically set-aside for extremely low-income people living with disabilities. OHCS coordinates tenant referrals through the Department of Human Services as well as the Oregon Health Authority. Staff negotiate and oversee applications for HUD 811 resources to ensure compliance with federal regulations.

PSH PBRA resources are awarded by OHCS in conjunction with development funds for publicly supported affordable housing. These resources serve those requiring rental assistance and tenancy support services to maintain housing, such as those experiencing chronic homelessness, which is the focus of the current PSH Initiative. The program framework was established in collaboration with advisory groups and the Housing Stability Council. OHCS staff began making rent assistance payments during the 2021-23 biennium.

Essential Packages

010 Vacancy Factor and Non-ORPICS Personal Services

This package contains adjustments for vacancy savings. In 2027-29 budget development the vacancy savings calculation of 5% of the current service level for salaries and wages. The non-ORPICS-generated personal services inflation adjustment will be 4.9%. This package includes the Pension Obligation Bonds adjustment provided by the Department of Administrative Services Chief Financial Office.

020 Phase-In/Phase-Out Programs and One-Time Costs

Phased-in programs include new programs and expansions programs funded for less than 24 months during the prior biennium but require a full 24 months in the next biennium and reflect the added cost of the program above the 2027-29 base budget level.

Phase-outs are the result of decreased costs from the elimination of pilot or other programs and other one-time costs not funded in the 2027-29 biennium.

Phase-in for Project-Based Rental Assistant Division

- Permanent Supportive Housing (Rent Assistance): $18.6M

030 Inflation and Price List Adjustments

This package contains adjustments for inflation and other price list adjustments including State Government Service Charges and usage-based charges as directed by Department of Administrative Services. Examples below.

- Standard Inflation: 4.9%
- Professional Services: 9.3%

ESSENTIAL AND POLICY PACKAGE FISCAL IMPACT SUMMARY

Housing & Community Svcs Dept | **Cross Reference Name: Project-Based Rental Housing Assistance**

Pkg: 010 - Vacancy Factor and Non-ORPICS Personal Services | **Cross Reference Number: 91400-025-00-00-00000**

Description	General Fund	Lottery Funds	Other Funds	Federal Funds	Nonlimited Other Funds	Nonlimited Federal Funds	All Funds
Revenues							
General Fund Appropriation	(8,111)	-	-	-	-	-	(8,111)
Total Revenues	**($8,111)**	**-**	**-**	**-**	**-**	**-**	**($8,111)**
Personal Services							
Mass Transit Tax	1,106	-	4,809	-	-	-	5,915
Vacancy Savings	(9,217)	-	(40,062)	(637)	-	-	(49,916)
Total Personal Services	**($8,111)**	**-**	**($35,253)**	**($637)**	**-**	**-**	**($44,001)**
Total Expenditures							
Total Expenditures	(8,111)	-	(35,253)	(637)	-	-	(44,001)
Total Expenditures	**($8,111)**	**-**	**($35,253)**	**($637)**	**-**	**-**	**($44,001)**
Ending Balance							
Ending Balance	-	-	35,253	637	-	-	35,890
Total Ending Balance	**-**	**-**	**$35,253**	**$637**	**-**	**-**	**$35,890**

ESSENTIAL AND POLICY PACKAGE FISCAL IMPACT SUMMARY

Housing & Community Svcs Dept
Pkg: 021 - Phase-in

Cross Reference Name: Project-Based Rental Housing Assistance
Cross Reference Number: 91400-025-00-00-00000

Description	General Fund	Lottery Funds	Other Funds	Federal Funds	Nonlimited Other Funds	Nonlimited Federal Funds	All Funds
Revenues							
General Fund Appropriation	18,537,662	-	-	-	-	-	18,537,662
Total Revenues	**$18,537,662**	**-**	**-**	**-**	**-**	**-**	**$18,537,662**
Special Payments							
Dist to Individuals	18,537,662	-	-	-	-	-	18,537,662
Total Special Payments	**$18,537,662**	**-**	**-**	**-**	**-**	**-**	**$18,537,662**
Total Expenditures							
Total Expenditures	18,537,662	-	-	-	-	-	18,537,662
Total Expenditures	**$18,537,662**	**-**	**-**	**-**	**-**	**-**	**$18,537,662**
Ending Balance							
Ending Balance	-	-	-	-	-	-	-
Total Ending Balance	**-**	**-**	**-**	**-**	**-**	**-**	**-**

ESSENTIAL AND POLICY PACKAGE FISCAL IMPACT SUMMARY

Housing & Community Svcs Dept
Pkg: 031 - Standard Inflation

Cross Reference Name: Project-Based Rental Housing Assistance
Cross Reference Number: 91400-025-00-00-00000

Description	General Fund	Lottery Funds	Other Funds	Federal Funds	Nonlimited Other Funds	Nonlimited Federal Funds	All Funds
Revenues							
General Fund Appropriation	1,643,087	-	-	-	-	-	1,643,087
Total Revenues	**$1,643,087**	**-**	**-**	**-**	**-**	**-**	**$1,643,087**
Services & Supplies							
Instate Travel	-	-	2,296	29	-	-	2,325
Out of State Travel	-	-	806	86	-	-	892
Employee Training	-	-	1,242	17	-	-	1,259
Office Expenses	-	-	2,072	17	-	-	2,089
Telecommunications	-	-	942	29	-	-	971
Data Processing	-	-	2,713	29	-	-	2,742
Professional Services	-	-	8,980	-	-	-	8,980
IT Professional Services	-	-	10,712	-	-	-	10,712
Attorney General	-	-	611	201	-	-	812
Employee Recruitment and Develop	-	-	103	-	-	-	103
Dues and Subscriptions	-	-	18	-	-	-	18
Facilities Maintenance	-	-	12	-	-	-	12
Other Services and Supplies	-	-	2,137	86	-	-	2,223
Expendable Prop 250 - 5000	-	-	1,344	29	-	-	1,373
IT Expendable Property	51	-	1,649	86	-	-	1,786
Total Services & Supplies	**$51**	**-**	**$35,637**	**$609**	**-**	**-**	**$36,297**
Special Payments							
Dist to Individuals	-	-	-	2,008	-	-	2,008

ESSENTIAL AND POLICY PACKAGE FISCAL IMPACT SUMMARY

Housing & Community Svcs Dept
Pkg: 031 - Standard Inflation

Cross Reference Name: Project-Based Rental Housing Assistance
Cross Reference Number: 91400-025-00-00-00000

Description	General Fund	Lottery Funds	Other Funds	Federal Funds	Nonlimited Other Funds	Nonlimited Federal Funds	All Funds
Special Payments							
Other Special Payments	1,643,036	-	98,000	47,804	-	-	1,788,840
Total Special Payments	**$1,643,036**	**-**	**$98,000**	**$49,812**	**-**	**-**	**$1,790,848**
Total Expenditures							
Total Expenditures	1,643,087	-	133,637	50,421	-	-	1,827,145
Total Expenditures	**$1,643,087**	**-**	**$133,637**	**$50,421**	**-**	**-**	**$1,827,145**
Ending Balance							
Ending Balance	-	-	(133,637)	(50,421)	-	-	(184,058)
Total Ending Balance	**-**	**-**	**($133,637)**	**($50,421)**	**-**	**-**	**($184,058)**

Policy Package #203: PSH XI-Q Position

Package Description

This package funds one permanent full-time program analyst 3 position, supported by agency Other Funds, to administer the Permanent Supportive Housing (PSH) portfolio as it grows through continued Article XI-Q bond investment.

The PSH program has three funding components accessed through the Oregon Centralized Application (ORCA): capital development funding awarded to build or acquire units, project-based rental assistance that allows those units to serve households at very low incomes, and supportive services funding that pays for on-site tenancy supports. While capital funding is awarded once, rental assistance and services funding is contracted, drawn, reconciled, and renewed for each property over the life of the regulatory agreement recorded against the real property, and the units remain subject to program standards and annual reporting for that same period. Investment in each biennium adds properties, units, and service contracts to a group that OHCS continues to administer in every biennium that follows.

The package totals $168,210 in Other Funds for the 2027-29 biennium, consisting of $151,150 in Personal Services and $17,060 in Services and Supplies, drawn from agency fees.

The requested position would support program design in the 2027-29 biennium, and housing outcomes would follow in 2029-31 as units capitalized with Article XI-Q proceeds are placed in service and rent assistance and services slots are occupied.

Purpose

Oregon's Permanent Supportive Housing initiative launched in 2020 and has received Article XI-Q bond development funding in each subsequent biennium, including $80 million approved for 2025-27. The 2027-29 request adds a further $80 million in development funding and 400 slots of rent assistance and services. As of July 2026, the program includes 28 properties and 741 units in the operating portfolio, with 17 properties and 484 additional units in the development pipeline.

Properties funded in earlier biennia continue to require administration after the capital award closes out. Owners submit annual reports and requests for reimbursement; rent assistance and services contracts are renewed and amended as operating costs and staffing change; project operating budgets and service plans are reviewed; expenditure is reconciled against authorized amounts; and owners and service providers request technical assistance on program requirements and

reporting. Properties are also monitored for compliance with the standards described in OAR 813-138 and the PSH Standards, Best Practices, and Program Manual, including unit occupancy and tenant eligibility, referral through Coordinated Entry or an approved alternative, and delivery of the services described in the funded service plan. Units placed in service during the current biennium are added to this work while the work associated with prior units continues. Rent assistance and services expenditure is projected to increase from about $34 million in 2025-27 to $54 million in 2027-29.

Article XI-Q proceeds carry state ownership or operational interest requirements and an expenditure pace tied to the bond issuance schedule, which adds draw review, documentation, and reporting for each funded property from the point of award through project completion.

Staffing assigned to program administration has remained near its current level over this period, and the work described above is absorbed within existing supportive housing and portfolio positions alongside development-stage responsibilities. Without this position, that arrangement would continue as the portfolio grows. Contract execution, draw processing, and expenditure reconciliation may take longer, technical assistance available to owners and service providers may be reduced, and expenditure of bond proceeds may fall behind the pace assumed at issuance.

How Achieved

OHCS would recruit and onboard the program analyst 3 early in the biennium. The position will administer rent assistance and supportive services agreements across the PSH portfolio. This includes developing and renewing contracts, reviewing draw and reimbursement requests against contracted budgets and supporting documentation, reviewing project operating budgets and service plans at renewal, and reconciling expenditure against authorized amounts at the end of each contract period. The position will coordinate with OHCS Portfolio Administration on monitoring compliance, tracking program data across the three funding components, and preparing reports for the Housing Stability Council and the Legislature on units placed in service, slots occupied, and funds committed and drawn.

OHCS works with community partners to deliver the program, including supportive housing owners and operators, supportive services providers, Continuum of Care and Coordinated Entry leads, culturally specific housing and service organizations, and participants in the Oregon Supportive Housing Institute. The position provides technical assistance to these partners on program requirements, contracting, reporting, and reimbursement, and serves as the program contact for questions that arise during the compliance period.

BUDGET NARRATIVE

Staffing Impact

This package requires one permanent full-time program analyst 3 position for 12 months, funded through Other Funds within the agency. Personal Services costs total $141,775.

Duties include administering rental assistance and services contracts, reviewing draws and project operating budgets, reconciling program expenditure, coordinating compliance monitoring with OHCS Portfolio Administration, tracking and reporting program data, and providing technical assistance to owners and providers. The work involves analysis and independent judgment applied across a statewide program with three funding components and a portfolio that continues to grow with each biennium of investment.

Quantifying Results

Program activity is measured by the number of properties, units, and rent assistance and services slots under active administration; contracts executed and renewed; draw requests processed; and contract periods reconciled and closed. Housing results are reported as units placed in service; slots occupied; households served; housing retention at six and 12 months; and returns to homelessness. They accrue over 2027-29 and 2029-31 as units capitalized with Article XI-Q proceeds are completed and occupied.

The PSH program includes elements intended to address disparities in access to supportive housing, including the allowance for alternatives to Coordinated Entry where Coordinated Entry has not reached particular communities, culturally specific set-asides in ORCA, and the preference for culturally specific-owned and service-focused projects in the Oregon Supportive Housing Institute. These elements operate through contracting, monitoring, and reporting, and the administrative capacity supporting them affects how quickly funded units and slots reach the households they were awarded to serve. OHCS reports program data disaggregated by race and ethnicity to the Housing Stability Council.

Revenue Sources

Description	General Fund	Other Funds	Federal Funds	Total Funds
Personal Services		$151,150		$151,150
Services & Supplies		$17,060		$17,060

Special Payments				
Total Package #		**$168,210**		**$168,210**

ESSENTIAL AND POLICY PACKAGE FISCAL IMPACT SUMMARY

Housing & Community Svcs Dept
Pkg: 203 - PSH Funding (XI-Q Bonds)

Cross Reference Name: Project-Based Rental Housing Assistance
Cross Reference Number: 91400-025-00-00-00000

Description	General Fund	Lottery Funds	Other Funds	Federal Funds	Nonlimited Other Funds	Nonlimited Federal Funds	All Funds
Revenues							
Other Revenues	-	-	168,210	-	-	-	168,210
Total Revenues	**-**	**-**	**$168,210**	**-**	**-**	**-**	**$168,210**
Personal Services							
Class/Unclass Sal. and Per Diem	-	-	96,732	-	-	-	96,732
Empl. Rel. Bd. Assessments	-	-	40	-	-	-	40
Public Employees' Retire Cont	-	-	23,912	-	-	-	23,912
Social Security Taxes	-	-	7,400	-	-	-	7,400
Paid Family Medical Leave Insurance	-	-	387	-	-	-	387
Worker's Comp. Assess. (WCD)	-	-	19	-	-	-	19
Mass Transit Tax	-	-	580	-	-	-	580
Flexible Benefits	-	-	22,080	-	-	-	22,080
Total Personal Services	**-**	**-**	**$151,150**	**-**	**-**	**-**	**$151,150**
Services & Supplies							
Instate Travel	-	-	900	-	-	-	900
Employee Training	-	-	1,425	-	-	-	1,425
Office Expenses	-	-	1,620	-	-	-	1,620
Telecommunications	-	-	540	-	-	-	540
Data Processing	-	-	660	-	-	-	660
Employee Recruitment and Develop	-	-	215	-	-	-	215
Other Services and Supplies	-	-	4,900	-	-	-	4,900
Expendable Prop 250 - 5000	-	-	4,300	-	-	-	4,300

ESSENTIAL AND POLICY PACKAGE FISCAL IMPACT SUMMARY

Housing & Community Svcs Dept
Pkg: 203 - PSH Funding (XI-Q Bonds)

Cross Reference Name: Project-Based Rental Housing Assistance
Cross Reference Number: 91400-025-00-00-00000

Description	General Fund	Lottery Funds	Other Funds	Federal Funds	Nonlimited Other Funds	Nonlimited Federal Funds	All Funds
Services & Supplies							
IT Expendable Property	-	-	2,500	-	-	-	2,500
Total Services & Supplies	**-**	**-**	**$17,060**	**-**	**-**	**-**	**$17,060**
Total Expenditures							
Total Expenditures	-	-	168,210	-	-	-	168,210
Total Expenditures	**-**	**-**	**$168,210**	**-**	**-**	**-**	**$168,210**
Ending Balance							
Ending Balance	-	-	-	-	-	-	-
Total Ending Balance	**-**	**-**	**-**	**-**	**-**	**-**	**-**
Total Positions							
Total Positions							1
Total Positions	**-**	**-**	**-**	**-**	**-**	**-**	**1**
Total FTE							
Total FTE							0.50
Total FTE	**-**	**-**	**-**	**-**	**-**	**-**	**0.50**

_____ Agency Request
2027-29 Biennium

_____ Governor's Budget
Page _____

_____ Legislatively Adopted
Essential and Policy Package Fiscal Impact Summary - BPR013

POS116 - Net Package Fiscal Impact Report Budget Narrative ***Project-Based Rental Housing Assistance***

2027-29 Biennium **Cross Reference Number: 91400-025-00-00-00000**

Agency Request Budget **Package Number: 203**

Position Number	Auth No	Workday Id	Classification	Classification Name	Sal Rng	Pos Type	Mos	Step	Rate	Salary	OPE	Total	Pos Cnt	FTE
2900021	1452204		OAS C0862 A P	PROGRAM ANALYST 3	29	PF	12	5	8,061	96,732	53,838	150,570	1	0.50
				General Funds						**0**	**0**	**0**		
				Lottery Funds						**0**	**0**	**0**		
				Other Funds						**96,732**	**53,838**	**150,570**		
				Federal Funds						**0**	**0**	**0**		
				Total Funds						**96,732**	**53,838**	**150,570**	**1**	**0.50**

Racial Equity Impact Statement (REIS) Worksheet: Policy Option Package (POP) Questions

Program managers responsible for the POP: Please answer the questions below for every POP being proposed in your agency request budget. To fill out this worksheet, download a copy of this worksheet and type your answers below each question.

Program Overview

1. **Please describe the POP being proposed.**

   POP 501 funds one permanent full-time program analyst 3 position, supported by agency Other Funds, to administer the Permanent Supportive Housing (PSH) portfolio as it grows through continued Article XI-Q bond investment.

   The position does not change program eligibility, award criteria, funding levels, or the amount of capital, rent assistance, or services funding available. It changes the agency's capacity to administer what has already been awarded and what the 2027-29 request would add.

2. **Why is the POP being proposed?**

   Rent assistance and services funding is contracted, drawn, reconciled, and renewed for each property over the life of the regulatory agreement recorded against the real property, and units remain subject to program standards and annual reporting for that same period. Each biennium of Article XI-Q investment adds properties, units, and service contracts that OHCS continues to administer in every biennium that follows.

   Oregon's PSH initiative launched in 2020 and has received Article XI-Q development funding in each subsequent biennium, including $80 million approved for 2025-27. As of July 2026, the operating portfolio includes 28 properties and 741 units, with 17 properties and 484 additional units in the development pipeline. The 2027-29 request adds a further $80 million in development funding and 400 slots of rent

assistance and services. Rent assistance and services expenditure is projected to increase from approximately $34 million in 2025-27 to $54 million in 2027-29.

Staffing assigned to program administration has remained near its current level over this period, and the work is absorbed within existing supportive housing and portfolio positions alongside development-stage responsibilities. Without this position, that arrangement would continue as the portfolio grows. Contract execution, draw processing, and expenditure reconciliation may take longer, program oversight and property monitoring may struggle to stay on schedule, technical assistance available to owners and service providers may be reduced, and expenditure of bond proceeds may fall behind the pace assumed at issuance.

Consultation

3. Who is completing this REIS?

Michael Johnson, Consultant Advisor, OHCS Affordable Rental Housing division with input from Equity, Diversity, and Inclusion (EDI) staff and PSH program staff.

4. Who is responsible for tracking equity outcomes? What method(s) are they using to track outcomes?

Responsibility sits with PSH program staff in the Affordable Rental Housing division, working with OHCS Portfolio Administration, Housing Stabilization Division's HMIS Team, and Research. The requested position would carry a share of this work directly, since program data tracking across the three funding components and reporting to the Housing Stability Council and the Legislature are assigned duties.

Methods currently in use:

- Oregon Centralized Application (ORCA) award data, including awards made under culturally specific set-asides, tracked by project and sponsor.
- Contract, draw, and reimbursement records by property, owner, and service provider.
- Annual owner reports and requests for reimbursement.

- Compliance monitoring under OAR 813-138 and the PSH Standards, Best Practices and Program Manual, covering unit occupancy, tenant eligibility, referral through Coordinated Entry or an approved alternative, and delivery of the services described in the funded service plan.
- Tenant demographic data reported by owners and service providers, disaggregated by race and ethnicity, collected via HMIS.
- Reporting to the Housing Stability Council and Oregon Legislature on units placed in service, slots occupied, households served, housing retention at 12 months and length of stay, and returns to homelessness, disaggregated by race and ethnicity.

5. **Does your agency have a DEIB practitioner (Yes or no)?**
   Yes

   a. **If yes, describe how you collaborated with them on this REIS.**

      Joshua Fleming, EDI policy analyst, reviewed the package narrative.

   b. **If they were not involved in the development of this REIS, please explain why. Describe what you did instead to incorporate equity expertise and community input (e.g. listening sessions, advisory review, analysis of existing community feedback, partnering with trusted community partners, etc.).**

      N/A

6. **Did you collaborate with your agency's data analysts, community engagement managers, outreach managers, and/or others that regularly interact with underserved and marginalized communities on this REIS?**
   Yes

   a. **If yes, describe how you collaborated with them on this REIS.**

PSH program staff who serve as the day-to-day contact for supportive housing owners and service providers contributed the description of administrative burden on providers in Question 7. The PSH program staff completed a Rules Advisory Council and an accompanying REAT that collected partner perspectives and further highlighted the disparities below.

b. If they were not involved in the development of this REIS, please explain why. Describe what you did instead to incorporate equity expertise and community input (e.g. listening sessions, advisory review, analysis of existing community feedback, partnering with trusted community partners, etc.).

N/A

Community Engagement and Data

7. Identify the specific racial groups and communities that may be impacted by this POP, both directly and indirectly. In your answer, include responses to the following questions:

Directly impacted: Supportive housing owners and operators, supportive services providers, and culturally specific housing and service organizations that hold OHCS rent assistance and services contracts, along with Continuum of Care and Coordinated Entry leads and participants in the Oregon Supportive Housing Institute. Communities in regions where provider capacity is thinnest, including rural and frontier Oregon and Tribal communities, are affected by how quickly contracts, reimbursements, and technical assistance move.

Indirectly impacted: Households eligible for PSH, meaning people experiencing chronic homelessness and, under the Intensive component, people exiting hospitals and institutional settings with behavioral health needs. Black and African American, American Indian and Alaska Native, Native Hawaiian and Pacific Islander, and Latinx Oregonians experience homelessness at rates substantially above their share of the state population and are correspondingly overrepresented among PSH-eligible households.

a. How did you identify these impacted groups?

Impacted groups were identified three ways. First, program eligibility, which defines the population PSH is authorized to serve. Second, OHCS program data on PSH tenants and on Oregon Centralized Application (ORCA) awards, including awards made under culturally specific set-asides, which shows who is being served and by which organizations. Third, statewide data on who experiences homelessness in Oregon, which shows which communities are overrepresented in the eligible population relative to their share of the state population.

b. What data are you using to validate your assessment? If possible, use outreach and engagement feedback to gather information and insight.

- OHCS PSH program data reported to the Housing Stability Council, disaggregated by race and ethnicity, collected via annual partner reports and HMIS reports.
- ORCA application and award data, including culturally specific set-aside awards and sponsor characteristics.
- Contract, draw, and reimbursement records, which show the time between submission and payment by provider.
- Statewide homelessness data, including the Point-in-Time count and HMIS data reported through Oregon's Continuums of Care.
- Statewide Housing Plan data and analysis.

c. If possible, disaggregate the data by race, ethnicity, geography, income level, and other relevant characteristics. If disaggregated data is not available, please describe why.

We can and will disaggregate the data by race, ethnicity, geography, income level, and other relevant characteristics. See OHCS' PSH outcomes report on its website for disaggregated data.

d. How are communities impacted by this POP? What are the disproportionate impacts? Please be specific.

This package does not change who is eligible, how projects are selected, or how much funding is available. Its impacts run through the speed and quality of program administration during the compliance period, and those impacts are not evenly distributed.

- **Contracting and reimbursement timelines.** Smaller organizations and culturally specific organizations typically operate with smaller cash reserves and less back-office capacity than large regional providers. A delay in contract execution or draw processing that a large provider absorbs can force a small provider to reduce service hours, delay payroll, or draw on other funds. Because culturally specific organizations are the ones most likely to be serving communities that Coordinated Entry has historically underserved, delays concentrated on those organizations reach the households the program's equity provisions were designed to reach.
- **Technical assistance.** Organizations newer to state contracting rely more heavily on technical assistance on program requirements, contracting, reporting, and reimbursement. When technical assistance capacity is constrained, the organizations best positioned to comply without help are the ones with prior state contracting experience, which advantages established providers over newer and smaller ones.
- **Alternatives to Coordinated Entry.** The PSH program allows alternatives to Coordinated Entry where Coordinated Entry has not reached particular communities. Approving an alternative referral process, monitoring how it performs, and adjusting it are administrative tasks. Without capacity to do that work, the practical default is the standard Coordinated Entry pathway, which is the pathway the allowance exists to supplement.
- **Culturally specific set-asides.** A set-aside award must become an executed contract, a reviewed and funded service plan, and occupied slots before it reaches a household. Administrative capacity determines how quickly and how reliably that conversion happens.
- **Pace of unit delivery.** Article XI-Q proceeds carry an expenditure pace tied to the bond issuance schedule, and draw review and documentation are required for each funded

property from award through completion. Slower draw processing slows unit delivery, and the households waiting for those units are disproportionately from the communities identified above.

8. **How did you ensure multiple perspectives were part of the decision-making process for this POP? In your answer, include responses to the following questions:**

   a. **Identify how you have or are planning to engage multiple perspectives and impacted groups to provide feedback on this POP (e.g. program design, budget, policy decisions, etc.). Please give specific examples.**

      The package responds to feedback received through the program's existing channels rather than through engagement conducted specifically for the budget request. Inputs that informed it include technical assistance and contracting questions raised by supportive housing owners, operators, and service providers during the current biennium, including questions about contract execution, amendment, and reimbursement timelines, and feedback from Oregon Supportive Housing Institute cohorts, including culturally specific owned and service-focused project teams, on what support they need during the compliance period.

      OHCS will continue to engage these partners on program design during the 2027-29 biennium, which is the period in which the requested position would support design work, with housing outcomes following in 2029-31.

   b. **If community engagement is not part of your approach, please explain why and what you did instead to incorporate community perspectives. In your response, describe the following: the decision-making process used to determine engagement was not feasible or appropriate, the specific barriers (beyond general time or capacity), and how you mitigated the risk of missing community input (e.g. using existing feedback, partnering with trusted organizations, review from advisory bodies, etc.).**

N/A

Impacts and Accountability

9. If this POP is not funded, please describe the following:

a. Which racial or ethnic communities would be most impacted.

Black and African American, American Indian and Alaska Native, Native Hawaiian and Pacific Islander, and Latinx Oregonians experiencing chronic homelessness, who are overrepresented in the PSH-eligible population. Within that group, the households most affected are those served by smaller providers, culturally specific providers, providers new to state contracting, and providers in rural and frontier regions, since those organizations depend most on timely reimbursement and available technical assistance would be most impacted.

b. How disparities would likely persist or worsen.

Without the position, PSH administration would continue to be absorbed within existing supportive housing and portfolio positions alongside development-stage responsibilities, while the portfolio grows with each biennium of Article XI-Q investment and rent assistance and services expenditure rises from about $34 million to $54 million. This approach is not sustainable and will deter from comprehensive and effective program operations and partner monitoring.

10. Who will be monitoring racial equity outcomes over time for this POP?

PSH program staff in the Affordable Rental Housing division will monitor outcomes. The requested position would carry program data tracking across the three funding components and prepare reports for the Housing Stability Council and the Legislature.

a. How will progress be reported?

Annually to Housing Stability Council and partners. For example:

- Technical assistance delivered, counted by property, provider, and topic, with the first year of the biennium establishing the baseline.
- Draw processing time, reported as median and 90th percentile days from submission to payment, disaggregated by provider size and culturally specific status.
- Structured feedback from owners and service providers at contract renewal, and from Institute cohorts.
- Technical assistance activity reported alongside tenant demographics for the same properties, presented as association rather than attribution, with small cell suppression.

b. How will leadership be informed of equity impacts?

Via annual reports.

c. How will the community be involved in monitoring outcomes?

Via program outcomes reports conducted every five years.

DETAIL OF LOTTERY FUNDS, OTHER FUNDS, AND FEDERAL FUNDS REVENUE

Housing & Community Svcs Dept **Agency Number: 91400**

2027-29 Biennium **Cross Reference Number: 91400-025-00-00-00000**

Source	2023-25 Actuals	2025-27 Leg Adopted Budget	2025-27 Leg Approved Budget	2027-29 Agency Request Budget	2027-29 Governor's Budget	2027-29 Leg. Adopted Budget
Other Funds						
Admin and Service Charges	8,285,928	7,920,000	7,920,000	10,227,246	-	-
Other Revenues	-	-	-	168,210	-	-
Transfer from General Fund	4,000,000	-	-	-	-	-
Tsfr From Human Svcs, Dept of	46,135	-	-	184,540	-	-
Transfer Out - Intrafund	(261,555)	(4,017,577)	(4,017,577)	(713,584)	-	-
Total Other Funds	**$12,070,508**	**$3,902,423**	**$3,902,423**	**$9,866,412**	**-**	**-**
Federal Funds						
Federal Funds	903,951	1,203,317	1,211,251	1,207,481	-	-
Transfer Out - Intrafund	-	(154,166)	(154,166)	(18,672)	-	-
Total Federal Funds	**$903,951**	**$1,049,151**	**$1,057,085**	**$1,188,809**	**-**	**-**
Nonlimited Federal Funds						
Federal Funds	192,045,624	185,102,399	185,102,399	256,585,577	-	-
Total Nonlimited Federal Funds	**$192,045,624**	**$185,102,399**	**$185,102,399**	**$256,585,577**	**-**	**-**

DETAIL OF LOTTERY FUNDS, OTHER FUNDS, AND FEDERAL FUNDS REVENUE

Source	Fund	ORBITS Revenue Acct	2023-25 Actual	2025-27 Leg Adopted	2025-27 Estimates	2027-29 Agency Requested
Other Funds						
Admin & Service Charges						
HUD Contract Administration - Section 8 Housing Choice Vouchers	3400	0415	$ 8,285,928	$ 7,920,000	$ 10,227,246	$ 10,227,246
Other Revenues						
Project Based Rental Assistance	3400	0975			$ 168,210	$ 168,210
Transfer In From General Fund						
Permanent Supportive Housing Risk Mitigation	3400	1060	$ 4,000,000	$ -	$ -	$ -
Transfer in from Department of Human Services						
HUD 811 Project Rental Assistance for Persons with Disabilities	3400	1100	$ 46,135	$ -	$ 184,540	$ 184,540
Transfer Out-Intrafund	3400	2010	$ -	$ (4,017,577)	$ (713,584)	$ (713,584)
Total Other Funds Limited	**3400**		**$ 12,332,063**	**$ 3,902,423**	**$ 9,866,412**	**$ 9,866,412**
Federal Funds Limited						
Department of Housing & Urban Development	6400	0995	$ 903,951	$ 1,203,317	$ 1,188,809	$ 1,188,809
Transfer Out - Intrafund	6400	2010	$ -	$ (154,166)	$ (154,166)	$ -
Total Federal Funds Limited	**6400**		**$ 903,951**	**$ 1,049,151**	**$ 1,034,643**	**$ 1,188,809**
Federal Funds Non-limited						
HCA FEDERAL SECTION 8	6200	0360	$ 192,009,071	$ -		
HCA FEDERAL SECTION 8	6200	0605	$ 36,554	$ -		
Department of Housing & Urban Development	6200	0995	$ -	$ 185,102,399	$ 256,585,577	$ 256,585,577
Total Federal Funds Non-limited	**6200**		**$ 192,045,625**	**$ 185,102,399**	**$ 256,585,577**	**$ 256,585,577**

Multifamily Rental Housing Programs

OREGON HOUSING and COMMUNITY SERVICES

Multifamily Rental Housing Programs 2025-27 Organizational Chart

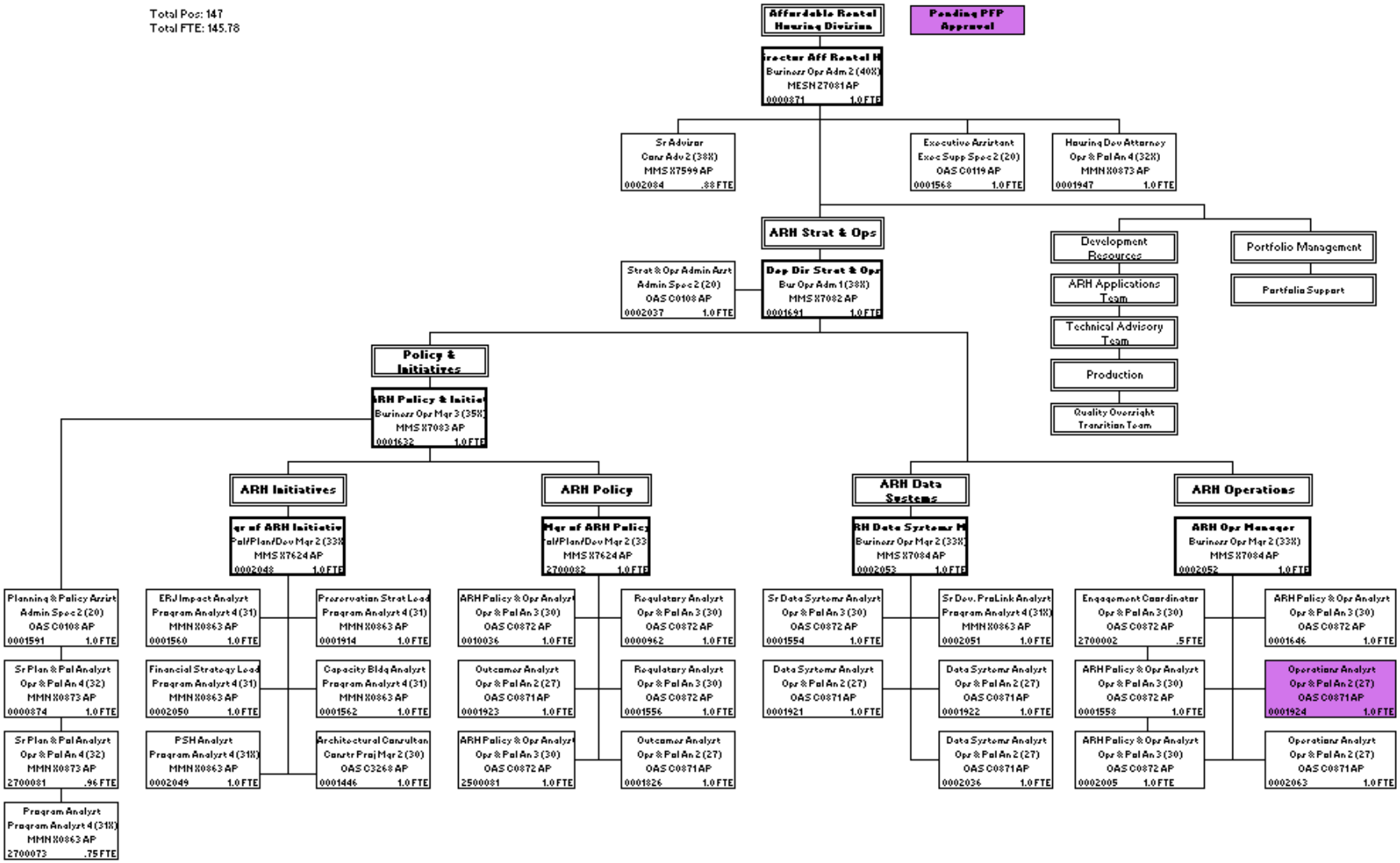

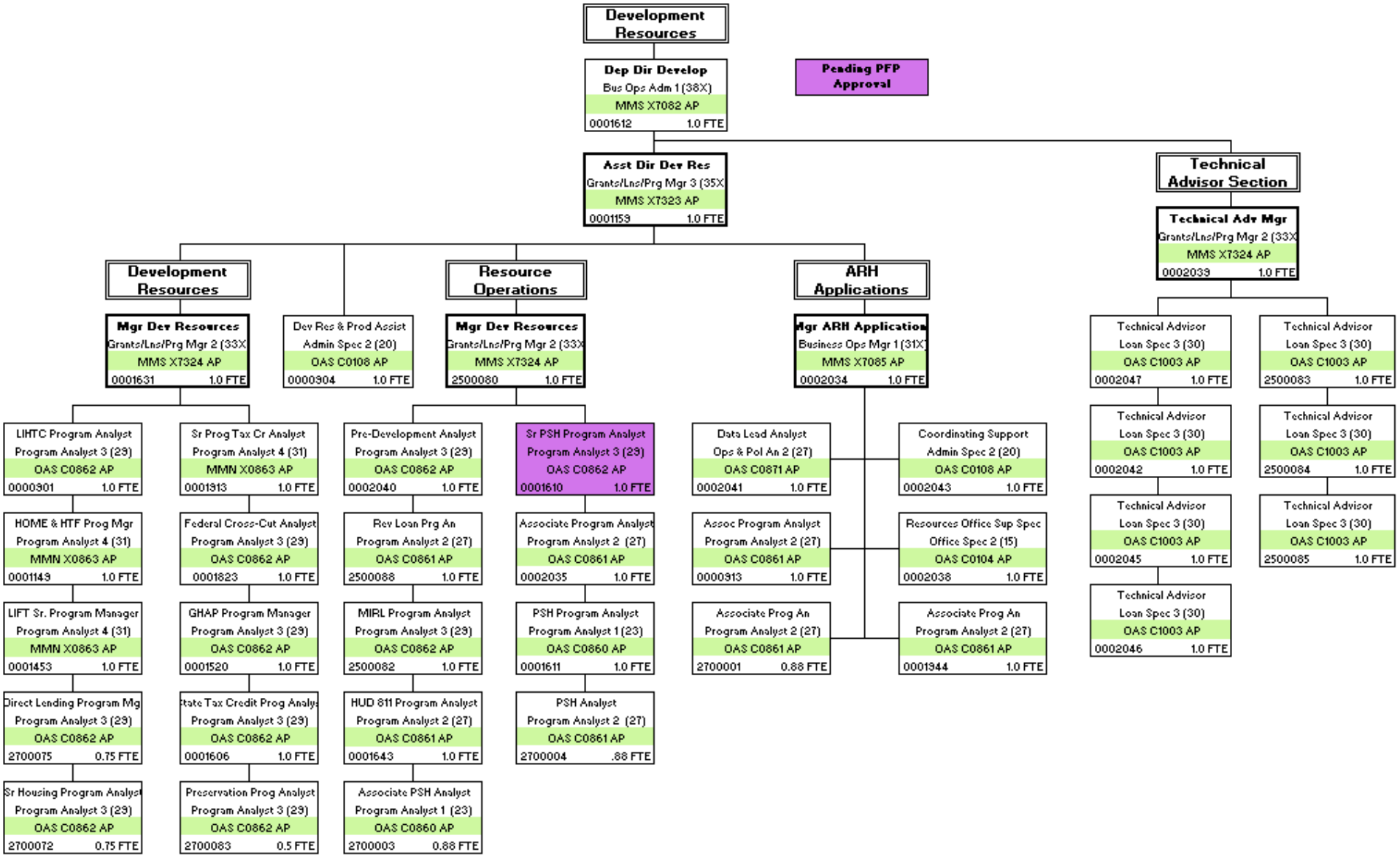
Development Resources
Dep Dir Develop
Bus Ops Adm 1 (38X)
MMS X7082 AP
0001612 1.0 FTE
Pending PFP Approval
Asst Dir Dev Res
Grants/Lns/Prg Mgr 3 (35X
MMS X7323 AP
0001159 1.0 FTE
Technical Advisor Section
Technical Adv Mgr
Grants/Lns/Prg Mgr 2 (33X
MMS X7324 AP
0002039 1.0 FTE
Development Resources
Mgr Dev Resources
Grants/Lns/Prg Mgr 2 (33X
MMS X7324 AP
0001631 1.0 FTE
Dev Res & Prod Assist
Admin Spec 2 (20)
OAS C0108 AP
0000304 1.0 FTE
Resource Operations
Mgr Dev Resources
Grants/Lns/Prg Mgr 2 (33X
MMS X7324 AP
2500080 1.0 FTE
ARH Applications
Mgr ARH Application
Business Ops Mgr 1 (31X
MMS X7085 AP
0002034 1.0 FTE
Technical Advisor
Loan Spec 3 (30)
OAS C1003 AP
0002047 1.0 FTE
Technical Advisor
Loan Spec 3 (30)
OAS C1003 AP
2500083 1.0 FTE
Technical Advisor
Loan Spec 3 (30)
OAS C1003 AP
0002042 1.0 FTE
Technical Advisor
Loan Spec 3 (30)
OAS C1003 AP
2500084 1.0 FTE
Technical Advisor
Loan Spec 3 (30)
OAS C1003 AP
0002045 1.0 FTE
Technical Advisor
Loan Spec 3 (30)
OAS C1003 AP
2500085 1.0 FTE
Technical Advisor
Loan Spec 3 (30)
OAS C1003 AP
0002046 1.0 FTE
LIHTC Program Analyst
Program Analyst 3 (29)
OAS C0862 AP
0000301 1.0 FTE
Sr Prog Tax Cr Analyst
Program Analyst 4 (31)
MMN X0863 AP
0001913 1.0 FTE
Pre-Development Analyst
Program Analyst 3 (29)
OAS C0862 AP
0002040 1.0 FTE
Sr PSH Program Analyst
Program Analyst 3 (29)
OAS C0862 AP
0001610 1.0 FTE
Data Lead Analyst
Ops & Pol An 2 (27)
OAS C0871 AP
0002041 1.0 FTE
Coordinating Support
Admin Spec 2 (20)
OAS C0108 AP
0002043 1.0 FTE
HOME & HTF Prog Mgr
Program Analyst 4 (31)
MMN X0863 AP
0001149 1.0 FTE
Federal Cross-Cut Analyst
Program Analyst 3 (29)
OAS C0862 AP
0001823 1.0 FTE
Rev Loan Prg An
Program Analyst 2 (27)
OAS C0861 AP
2500088 1.0 FTE
Associate Program Analyst
Program Analyst 2 (27)
OAS C0861 AP
0002035 1.0 FTE
Assoc Program Analyst
Program Analyst 2 (27)
OAS C0861 AP
0000913 1.0 FTE
Resources Office Sup Spec
Office Spec 2 (15)
OAS C0104 AP
0002038 1.0 FTE
LIFT Sr. Program Manager
Program Analyst 4 (31)
MMN X0863 AP
0001453 1.0 FTE
GHAP Program Manager
Program Analyst 3 (29)
OAS C0862 AP
0001520 1.0 FTE
MIRL Program Analyst
Program Analyst 3 (29)
OAS C0862 AP
2500082 1.0 FTE
PSH Program Analyst
Program Analyst 1 (23)
OAS C0860 AP
0001611 1.0 FTE
Associate Prog An
Program Analyst 2 (27)
OAS C0861 AP
2700001 0.88 FTE
Associate Prog An
Program Analyst 2 (27)
OAS C0861 AP
0001944 1.0 FTE
Direct Lending Program Mg
Program Analyst 3 (29)
OAS C0862 AP
2700075 0.75 FTE
State Tax Credit Prog Analy
Program Analyst 3 (29)
OAS C0862 AP
0001606 1.0 FTE
HUD 811 Program Analyst
Program Analyst 2 (27)
OAS C0861 AP
0001643 1.0 FTE
PSH Analyst
Program Analyst 2 (27)
OAS C0861 AP
2700004 .88 FTE
Sr Housing Program Analyst
Program Analyst 3 (29)
OAS C0862 AP
2700072 0.75 FTE
Preservation Prog Analyst
Program Analyst 3 (29)
OAS C0862 AP
2700083 0.5 FTE
Associate PSH Analyst
Program Analyst 1 (23)
OAS C0860 AP
2700003 0.88 FTE

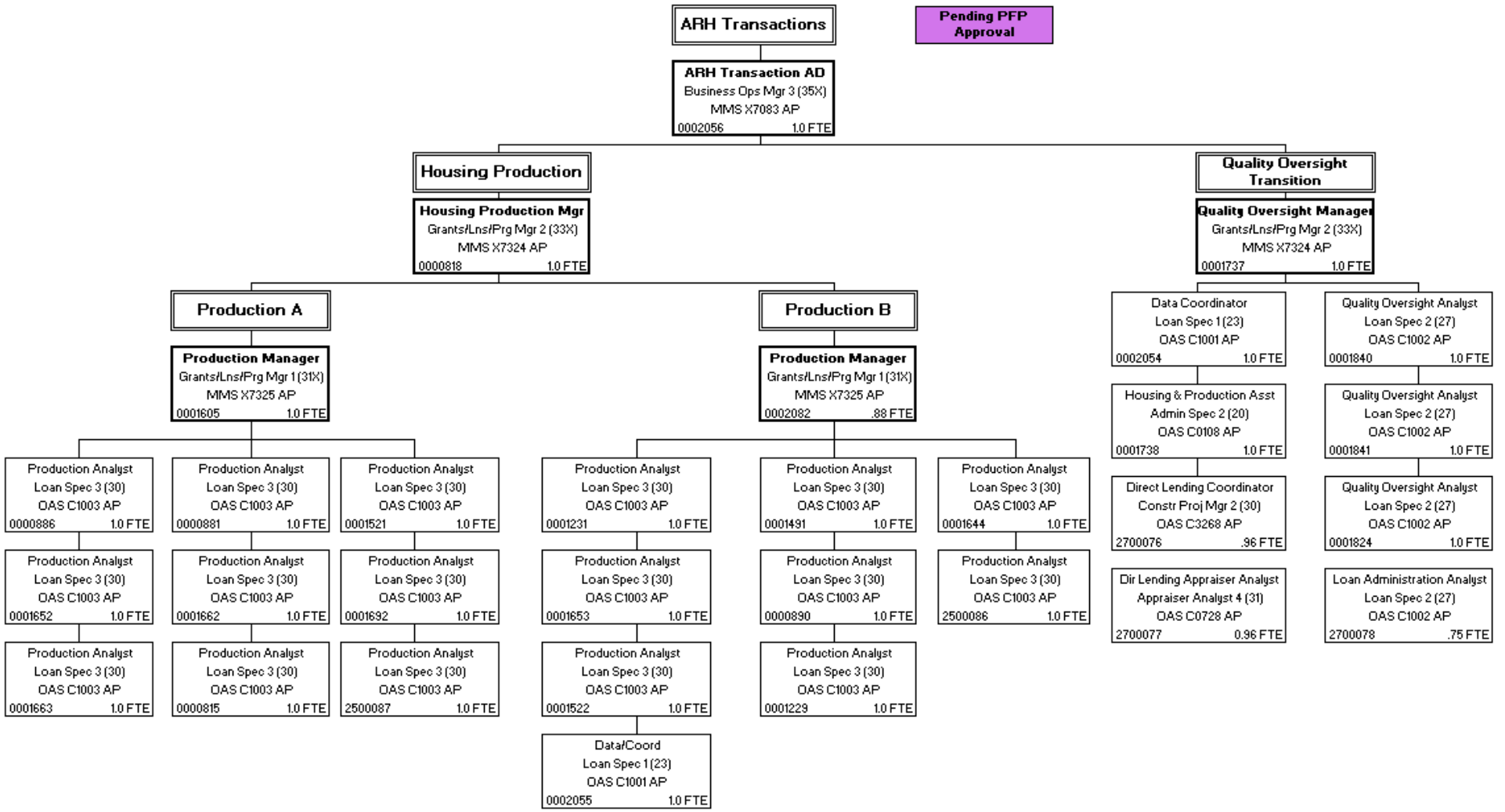
ARH Transactions
Pending PFP Approval
ARH Transaction AD
Business Ops Mgr 3 (35X)
MMS X7083 AP
0002056 1.0 FTE
Housing Production
Housing Production Mgr
Grants/Lns/Prg Mgr 2 (33X)
MMS X7324 AP
0000818 1.0 FTE
Quality Oversight Transition
Quality Oversight Manager
Grants/Lns/Prg Mgr 2 (33X)
MMS X7324 AP
0001737 1.0 FTE
Production A
Production Manager
Grants/Lns/Prg Mgr 1 (31X)
MMS X7325 AP
0001605 1.0 FTE
Production B
Production Manager
Grants/Lns/Prg Mgr 1 (31X)
MMS X7325 AP
0002082 .88 FTE
Production Analyst
Loan Spec 3 (30)
OAS C1003 AP
0000886 1.0 FTE
0001652 1.0 FTE
0001663 1.0 FTE
0000881 1.0 FTE
0001662 1.0 FTE
0000815 1.0 FTE
0001521 1.0 FTE
0001692 1.0 FTE
2500087 1.0 FTE
0001231 1.0 FTE
0001653 1.0 FTE
0001522 1.0 FTE
0001491 1.0 FTE
0000890 1.0 FTE
0001229 1.0 FTE
0001644 1.0 FTE
2500086 1.0 FTE
Data/Coord
Loan Spec 1 (23)
OAS C1001 AP
0002055 1.0 FTE
Data Coordinator
Loan Spec 1 (23)
OAS C1001 AP
0002054 1.0 FTE
Housing & Production Asst
Admin Spec 2 (20)
OAS C0108 AP
0001738 1.0 FTE
Direct Lending Coordinator
Constr Proj Mgr 2 (30)
OAS C3268 AP
2700076 .96 FTE
Dir Lending Appraiser Analyst
Appraiser Analyst 4 (31)
OAS C0728 AP
2700077 0.96 FTE
Quality Oversight Analyst
Loan Spec 2 (27)
OAS C1002 AP
0001840 1.0 FTE
0001841 1.0 FTE
0001824 1.0 FTE
Loan Administration Analyst
Loan Spec 2 (27)
OAS C1002 AP
2700078 .75 FTE

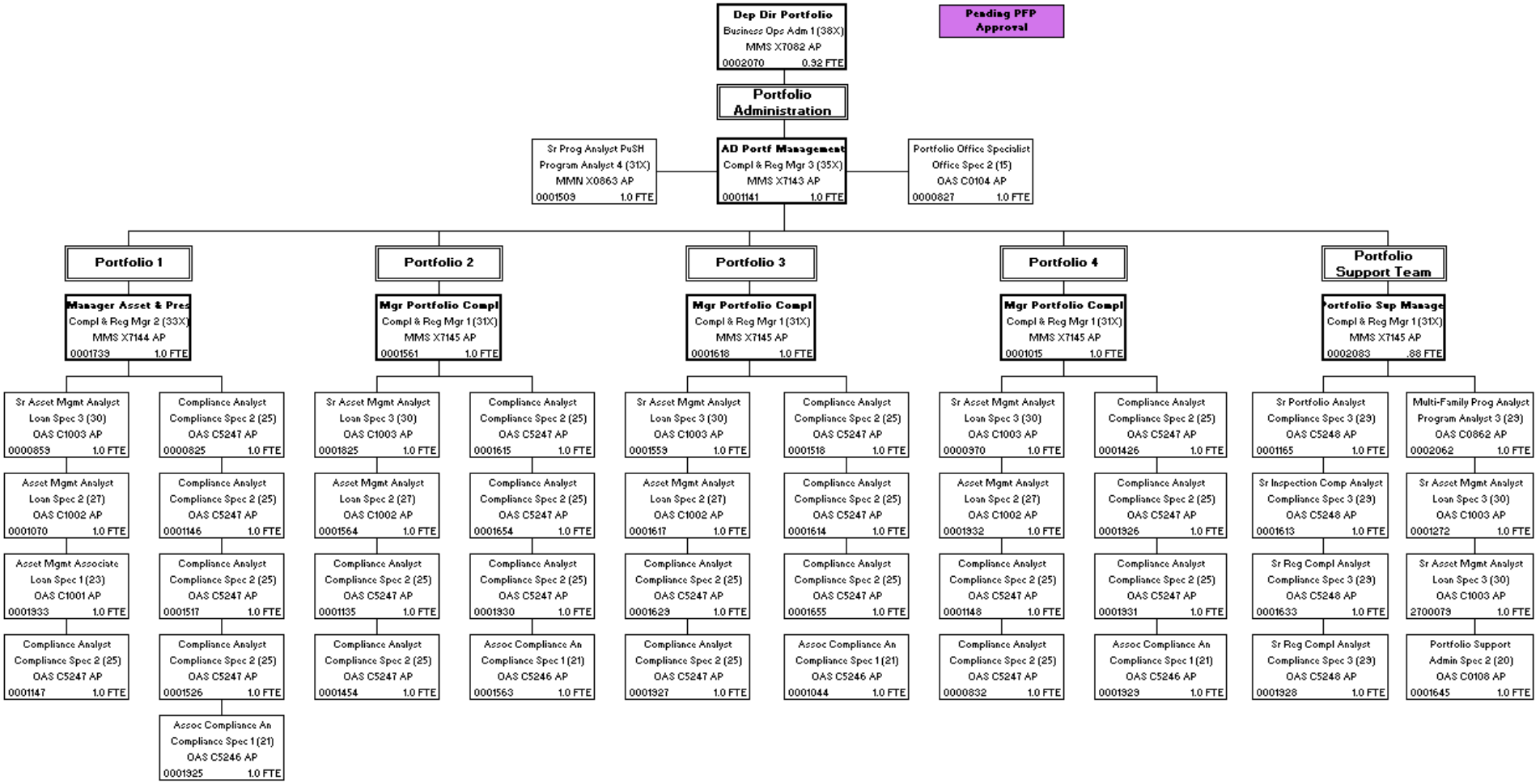
Dep Dir Portfolio
Business Ops Adm 1 (38X)
MMS X7082 AP
0002070 0.32 FTE
Pending PFP Approval
Portfolio Administration
Sr Prog Analyst PuSH
Program Analyst 4 (31X)
MMN X0863 AP
0001503 1.0 FTE
AD Portf Management
Compl & Reg Mgr 3 (35X)
MMS X7143 AP
0001141 1.0 FTE
Portfolio Office Specialist
Office Spec 2 (15)
OAS C0104 AP
0000827 1.0 FTE
Portfolio 1
Manager Asset & Pres
Compl & Reg Mgr 2 (33X)
MMS X7144 AP
0001739 1.0 FTE
Portfolio 2
Mgr Portfolio Compl
Compl & Reg Mgr 1 (31X)
MMS X7145 AP
0001561 1.0 FTE
Portfolio 3
Mgr Portfolio Compl
Compl & Reg Mgr 1 (31X)
MMS X7145 AP
0001618 1.0 FTE
Portfolio 4
Mgr Portfolio Compl
Compl & Reg Mgr 1 (31X)
MMS X7145 AP
0001015 1.0 FTE
Portfolio Support Team
Portfolio Sup Manage
Compl & Reg Mgr 1 (31X)
MMS X7145 AP
0002083 .88 FTE
Sr Asset Mgmt Analyst
Loan Spec 3 (30)
OAS C1003 AP
0000859 1.0 FTE
Asset Mgmt Analyst
Loan Spec 2 (27)
OAS C1002 AP
0001070 1.0 FTE
Asset Mgmt Associate
Loan Spec 1 (23)
OAS C1001 AP
0001933 1.0 FTE
Compliance Analyst
Compliance Spec 2 (25)
OAS C5247 AP
0001147 1.0 FTE
Compliance Analyst
Compliance Spec 2 (25)
OAS C5247 AP
0000825 1.0 FTE
Compliance Analyst
Compliance Spec 2 (25)
OAS C5247 AP
0001146 1.0 FTE
Compliance Analyst
Compliance Spec 2 (25)
OAS C5247 AP
0001517 1.0 FTE
Compliance Analyst
Compliance Spec 2 (25)
OAS C5247 AP
0001526 1.0 FTE
Assoc Compliance An
Compliance Spec 1 (21)
OAS C5246 AP
0001325 1.0 FTE
Sr Asset Mgmt Analyst
Loan Spec 3 (30)
OAS C1003 AP
0001825 1.0 FTE
Asset Mgmt Analyst
Loan Spec 2 (27)
OAS C1002 AP
0001564 1.0 FTE
Compliance Analyst
Compliance Spec 2 (25)
OAS C5247 AP
0001135 1.0 FTE
Compliance Analyst
Compliance Spec 2 (25)
OAS C5247 AP
0001454 1.0 FTE
Compliance Analyst
Compliance Spec 2 (25)
OAS C5247 AP
0001615 1.0 FTE
Compliance Analyst
Compliance Spec 2 (25)
OAS C5247 AP
0001654 1.0 FTE
Compliance Analyst
Compliance Spec 2 (25)
OAS C5247 AP
0001930 1.0 FTE
Assoc Compliance An
Compliance Spec 1 (21)
OAS C5246 AP
0001563 1.0 FTE
Sr Asset Mgmt Analyst
Loan Spec 3 (30)
OAS C1003 AP
0001559 1.0 FTE
Asset Mgmt Analyst
Loan Spec 2 (27)
OAS C1002 AP
0001617 1.0 FTE
Compliance Analyst
Compliance Spec 2 (25)
OAS C5247 AP
0001629 1.0 FTE
Compliance Analyst
Compliance Spec 2 (25)
OAS C5247 AP
0001927 1.0 FTE
Compliance Analyst
Compliance Spec 2 (25)
OAS C5247 AP
0001518 1.0 FTE
Compliance Analyst
Compliance Spec 2 (25)
OAS C5247 AP
0001614 1.0 FTE
Compliance Analyst
Compliance Spec 2 (25)
OAS C5247 AP
0001655 1.0 FTE
Assoc Compliance An
Compliance Spec 1 (21)
OAS C5246 AP
0001044 1.0 FTE
Sr Asset Mgmt Analyst
Loan Spec 3 (30)
OAS C1003 AP
0000970 1.0 FTE
Asset Mgmt Analyst
Loan Spec 2 (27)
OAS C1002 AP
0001332 1.0 FTE
Compliance Analyst
Compliance Spec 2 (25)
OAS C5247 AP
0001148 1.0 FTE
Compliance Analyst
Compliance Spec 2 (25)
OAS C5247 AP
0000832 1.0 FTE
Compliance Analyst
Compliance Spec 2 (25)
OAS C5247 AP
0001426 1.0 FTE
Compliance Analyst
Compliance Spec 2 (25)
OAS C5247 AP
0001926 1.0 FTE
Compliance Analyst
Compliance Spec 2 (25)
OAS C5247 AP
0001931 1.0 FTE
Assoc Compliance An
Compliance Spec 1 (21)
OAS C5246 AP
0001929 1.0 FTE
Sr Portfolio Analyst
Compliance Spec 3 (29)
OAS C5248 AP
0001165 1.0 FTE
Sr Inspection Comp Analyst
Compliance Spec 3 (29)
OAS C5248 AP
0001613 1.0 FTE
Sr Reg Compl Analyst
Compliance Spec 3 (29)
OAS C5248 AP
0001633 1.0 FTE
Sr Reg Compl Analyst
Compliance Spec 3 (29)
OAS C5248 AP
0001928 1.0 FTE
Multi-Family Prog Analyst
Program Analyst 3 (29)
OAS C0862 AP
0002062 1.0 FTE
Sr Asset Mgmt Analyst
Loan Spec 3 (30)
OAS C1003 AP
0001272 1.0 FTE
Sr Asset Mgmt Analyst
Loan Spec 3 (30)
OAS C1003 AP
2700079 1.0 FTE
Portfolio Support
Admin Spec 2 (20)
OAS C0108 AP
0001645 1.0 FTE

Multifamily Rental Housing Programs 2027-29 Organizational Chart

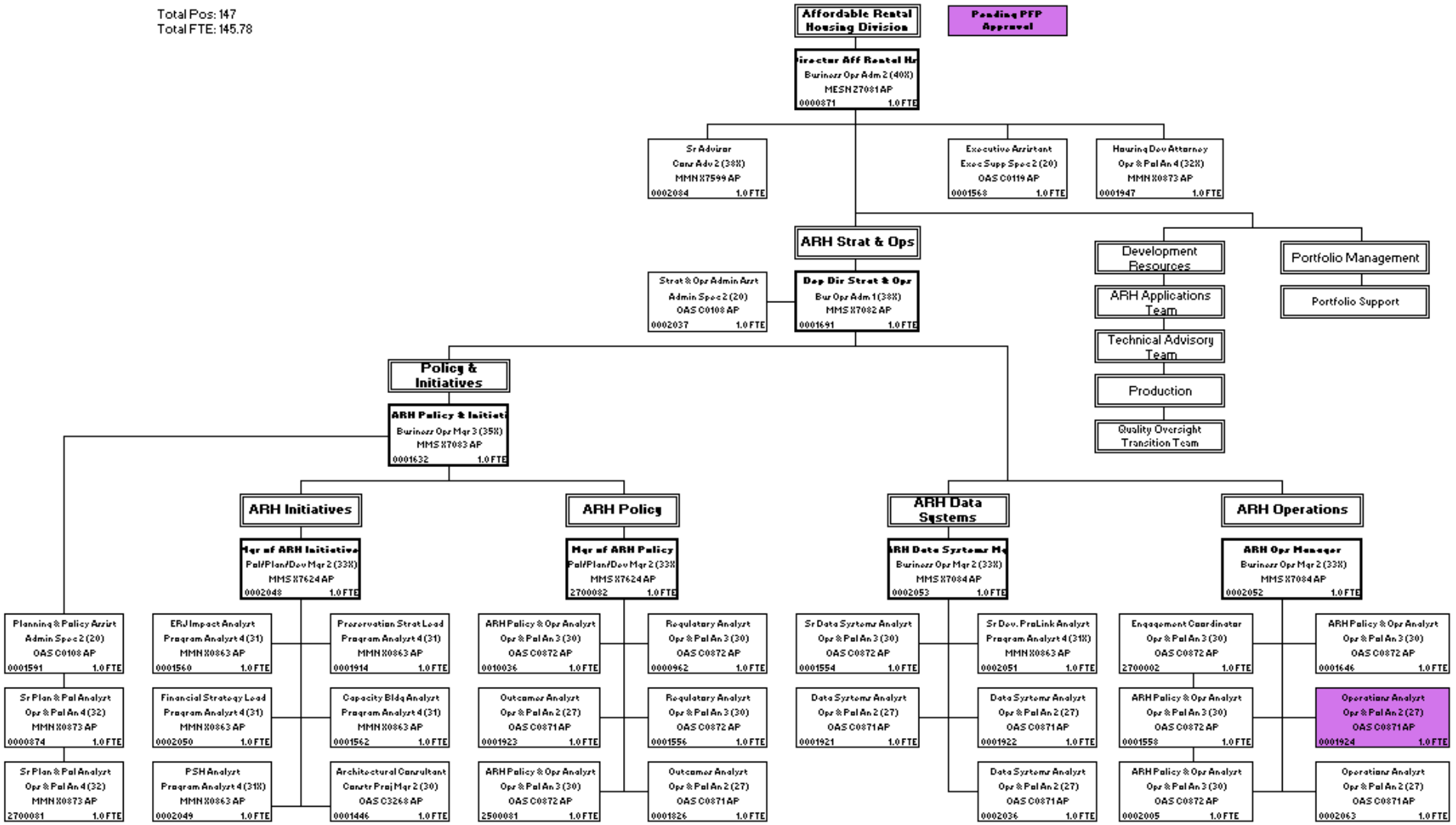

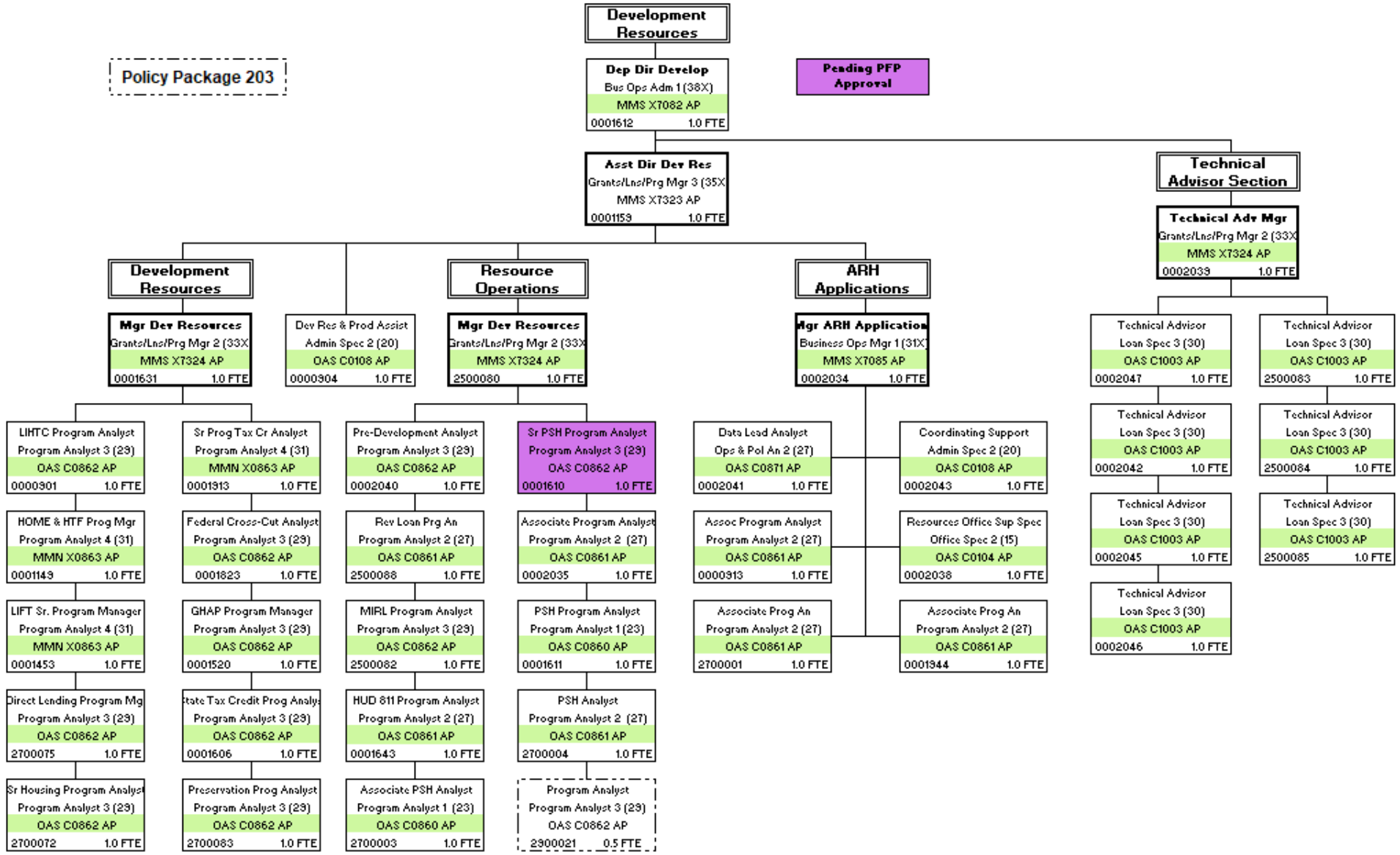
Development Resources
Policy Package 203
Dep Dir Develop
Bus Ops Adm 1 (38X)
MMS X7082 AP
0001612 1.0 FTE
Pending PFP Approval
Asst Dir Dev Res
Grants/Lns/Prg Mgr 3 (35X
MMS X7323 AP
0001159 1.0 FTE
Technical Advisor Section
Technical Adv Mgr
Grants/Lns/Prg Mgr 2 (33X
MMS X7324 AP
0002039 1.0 FTE
Development Resources
Resource Operations
ARH Applications
Mgr Dev Resources
Grants/Lns/Prg Mgr 2 (33X
MMS X7324 AP
0001631 1.0 FTE
Dev Res & Prod Assist
Admin Spec 2 (20)
OAS C0108 AP
0000904 1.0 FTE
Mgr Dev Resources
Grants/Lns/Prg Mgr 2 (33X
MMS X7324 AP
2500080 1.0 FTE
Mgr ARH Application
Business Ops Mgr 1 (31X
MMS X7085 AP
0002034 1.0 FTE
Technical Advisor
Loan Spec 3 (30)
OAS C1003 AP
0002047 1.0 FTE
Technical Advisor
Loan Spec 3 (30)
OAS C1003 AP
2500083 1.0 FTE
LIHTC Program Analyst
Program Analyst 3 (29)
OAS C0862 AP
0000901 1.0 FTE
Sr Prog Tax Cr Analyst
Program Analyst 4 (31)
MMN X0863 AP
0001313 1.0 FTE
Pre-Development Analyst
Program Analyst 3 (29)
OAS C0862 AP
0002040 1.0 FTE
Sr PSH Program Analyst
Program Analyst 3 (29)
OAS C0862 AP
0001610 1.0 FTE
Data Lead Analyst
Ops & Pol An 2 (27)
OAS C0871 AP
0002041 1.0 FTE
Coordinating Support
Admin Spec 2 (20)
OAS C0108 AP
0002043 1.0 FTE
Technical Advisor
Loan Spec 3 (30)
OAS C1003 AP
0002042 1.0 FTE
Technical Advisor
Loan Spec 3 (30)
OAS C1003 AP
2500084 1.0 FTE
HOME & HTF Prog Mgr
Program Analyst 4 (31)
MMN X0863 AP
0001149 1.0 FTE
Federal Cross-Cut Analyst
Program Analyst 3 (29)
OAS C0862 AP
0001823 1.0 FTE
Rev Loan Prg An
Program Analyst 2 (27)
OAS C0861 AP
2500088 1.0 FTE
Associate Program Analyst
Program Analyst 2 (27)
OAS C0861 AP
0002035 1.0 FTE
Assoc Program Analyst
Program Analyst 2 (27)
OAS C0861 AP
0000313 1.0 FTE
Resources Office Sup Spec
Office Spec 2 (15)
OAS C0104 AP
0002038 1.0 FTE
Technical Advisor
Loan Spec 3 (30)
OAS C1003 AP
0002045 1.0 FTE
Technical Advisor
Loan Spec 3 (30)
OAS C1003 AP
2500085 1.0 FTE
LIFT Sr. Program Manager
Program Analyst 4 (31)
MMN X0863 AP
0001453 1.0 FTE
GHAP Program Manager
Program Analyst 3 (29)
OAS C0862 AP
0001520 1.0 FTE
MIRL Program Analyst
Program Analyst 3 (29)
OAS C0862 AP
2500082 1.0 FTE
PSH Program Analyst
Program Analyst 1 (23)
OAS C0860 AP
0001611 1.0 FTE
Associate Prog An
Program Analyst 2 (27)
OAS C0861 AP
2700001 1.0 FTE
Associate Prog An
Program Analyst 2 (27)
OAS C0861 AP
0001344 1.0 FTE
Technical Advisor
Loan Spec 3 (30)
OAS C1003 AP
0002046 1.0 FTE
Direct Lending Program Mg
Program Analyst 3 (29)
OAS C0862 AP
2700075 1.0 FTE
tate Tax Credit Prog Analy
Program Analyst 3 (29)
OAS C0862 AP
0001606 1.0 FTE
HUD 811 Program Analyst
Program Analyst 2 (27)
OAS C0861 AP
0001643 1.0 FTE
PSH Analyst
Program Analyst 2 (27)
OAS C0861 AP
2700004 1.0 FTE
Sr Housing Program Analyst
Program Analyst 3 (29)
OAS C0862 AP
2700072 1.0 FTE
Preservation Prog Analyst
Program Analyst 3 (29)
OAS C0862 AP
2700083 1.0 FTE
Associate PSH Analyst
Program Analyst 1 (23)
OAS C0860 AP
2700003 1.0 FTE
Program Analyst
Program Analyst 3 (29)
OAS C0862 AP
2300021 0.5 FTE

BUDGET NARRATIVE

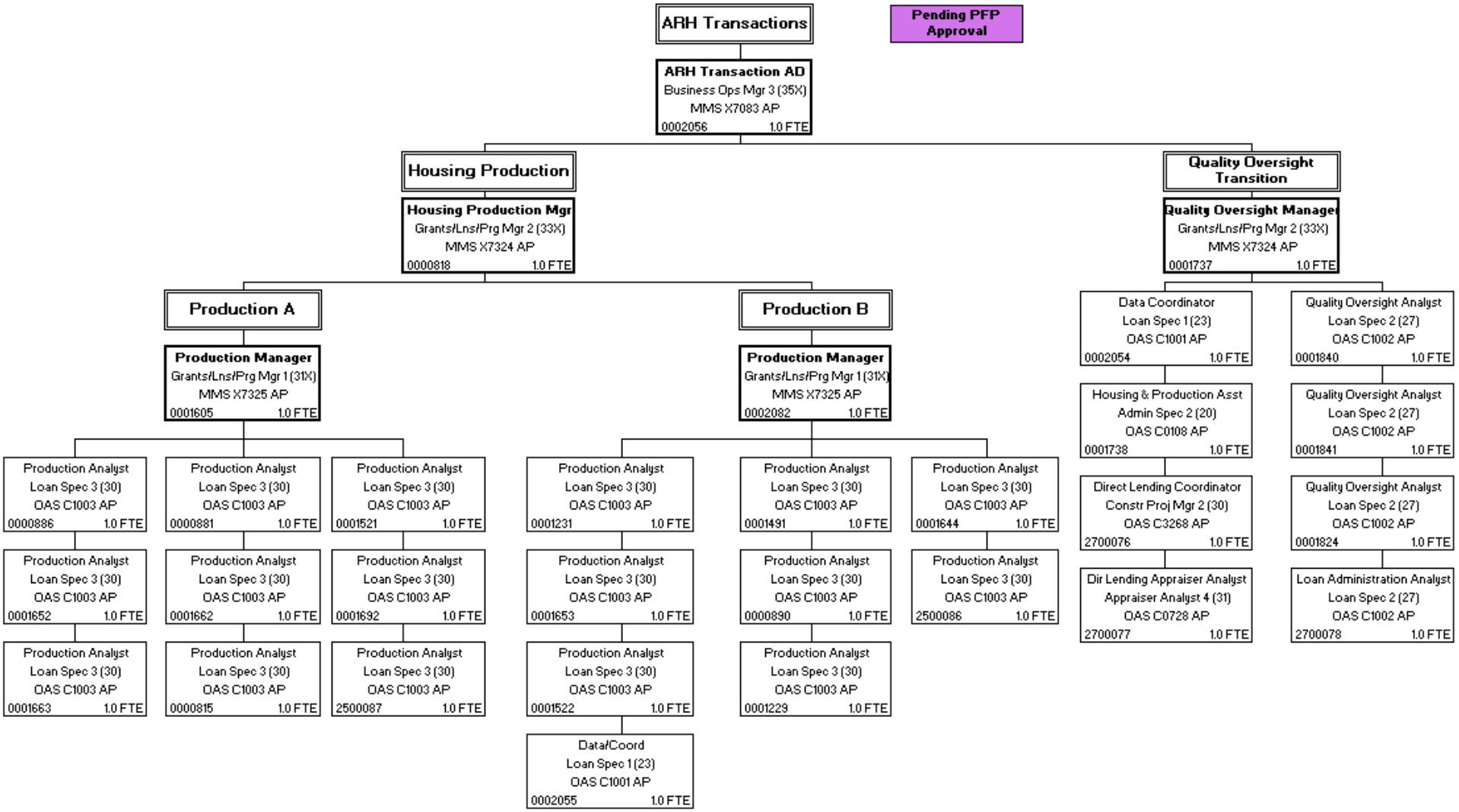

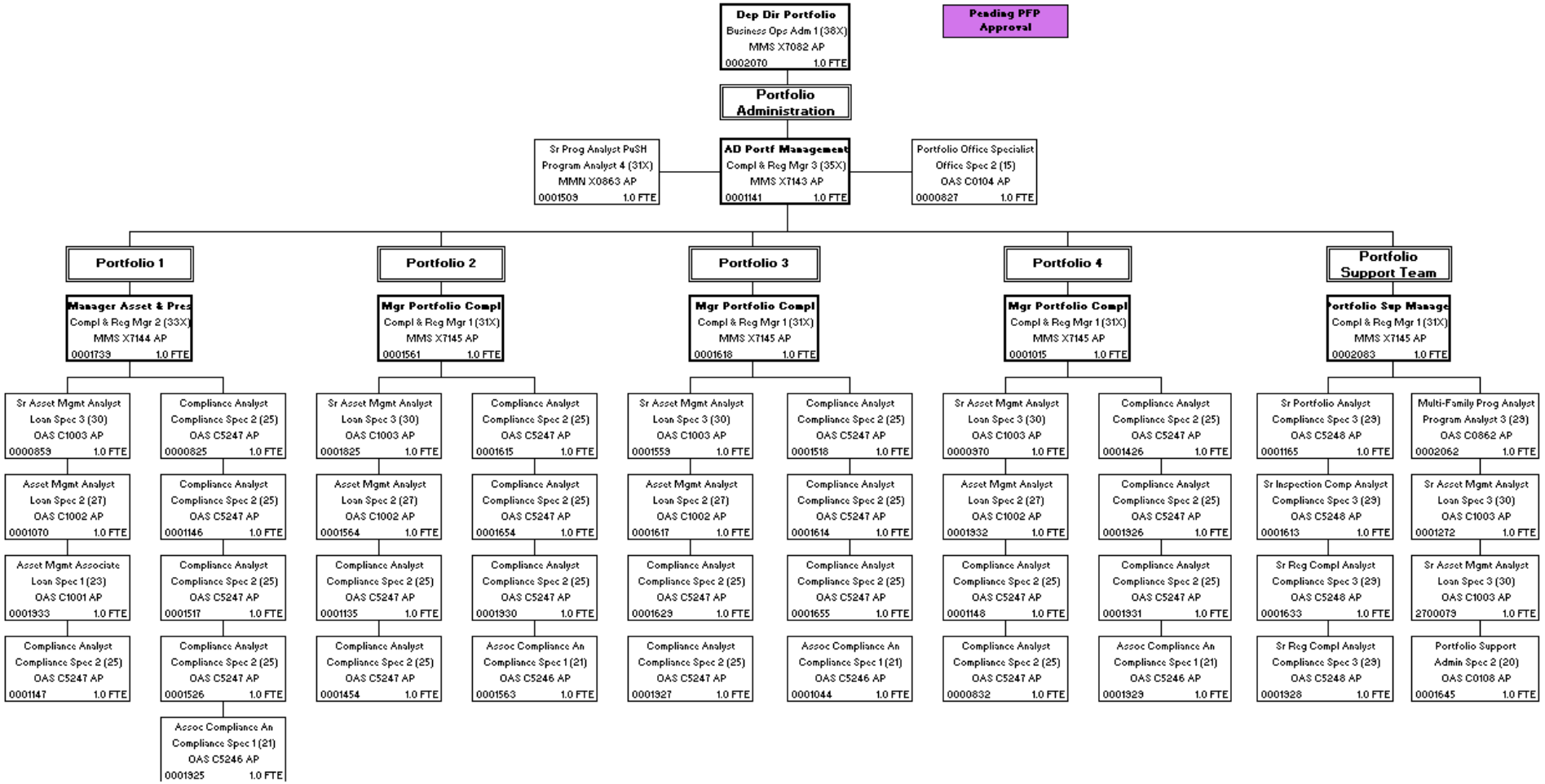
Dep Dir Portfolio
Business Ops Adm 1 (38X)
MMS X7082 AP
0002070 1.0 FTE
Pending PFP Approval
Portfolio Administration
Sr Prog Analyst PuSH
Program Analyst 4 (31X)
MMN X0863 AP
0001503 1.0 FTE
AD Portf Management
Compl & Reg Mgr 3 (35X)
MMS X7143 AP
0001141 1.0 FTE
Portfolio Office Specialist
Office Spec 2 (15)
OAS C0104 AP
0000827 1.0 FTE
Portfolio 1
Manager Asset & Pres
Compl & Reg Mgr 2 (33X)
MMS X7144 AP
0001733 1.0 FTE
Sr Asset Mgmt Analyst
Loan Spec 3 (30)
OAS C1003 AP
0000859 1.0 FTE
Compliance Analyst
Compliance Spec 2 (25)
OAS C5247 AP
0000825 1.0 FTE
Asset Mgmt Analyst
Loan Spec 2 (27)
OAS C1002 AP
0001070 1.0 FTE
Compliance Analyst
Compliance Spec 2 (25)
OAS C5247 AP
0001146 1.0 FTE
Asset Mgmt Associate
Loan Spec 1 (23)
OAS C1001 AP
0001933 1.0 FTE
Compliance Analyst
Compliance Spec 2 (25)
OAS C5247 AP
0001517 1.0 FTE
Compliance Analyst
Compliance Spec 2 (25)
OAS C5247 AP
0001147 1.0 FTE
Compliance Analyst
Compliance Spec 2 (25)
OAS C5247 AP
0001526 1.0 FTE
Assoc Compliance An
Compliance Spec 1 (21)
OAS C5246 AP
0001925 1.0 FTE
Portfolio 2
Mgr Portfolio Compl
Compl & Reg Mgr 1 (31X)
MMS X7145 AP
0001561 1.0 FTE
Sr Asset Mgmt Analyst
Loan Spec 3 (30)
OAS C1003 AP
0001825 1.0 FTE
Compliance Analyst
Compliance Spec 2 (25)
OAS C5247 AP
0001615 1.0 FTE
Asset Mgmt Analyst
Loan Spec 2 (27)
OAS C1002 AP
0001564 1.0 FTE
Compliance Analyst
Compliance Spec 2 (25)
OAS C5247 AP
0001654 1.0 FTE
Compliance Analyst
Compliance Spec 2 (25)
OAS C5247 AP
0001135 1.0 FTE
Compliance Analyst
Compliance Spec 2 (25)
OAS C5247 AP
0001930 1.0 FTE
Compliance Analyst
Compliance Spec 2 (25)
OAS C5247 AP
0001454 1.0 FTE
Assoc Compliance An
Compliance Spec 1 (21)
OAS C5246 AP
0001563 1.0 FTE
Portfolio 3
Mgr Portfolio Compl
Compl & Reg Mgr 1 (31X)
MMS X7145 AP
0001618 1.0 FTE
Sr Asset Mgmt Analyst
Loan Spec 3 (30)
OAS C1003 AP
0001559 1.0 FTE
Compliance Analyst
Compliance Spec 2 (25)
OAS C5247 AP
0001518 1.0 FTE
Asset Mgmt Analyst
Loan Spec 2 (27)
OAS C1002 AP
0001617 1.0 FTE
Compliance Analyst
Compliance Spec 2 (25)
OAS C5247 AP
0001614 1.0 FTE
Compliance Analyst
Compliance Spec 2 (25)
OAS C5247 AP
0001629 1.0 FTE
Compliance Analyst
Compliance Spec 2 (25)
OAS C5247 AP
0001655 1.0 FTE
Compliance Analyst
Compliance Spec 2 (25)
OAS C5247 AP
0001927 1.0 FTE
Assoc Compliance An
Compliance Spec 1 (21)
OAS C5246 AP
0001044 1.0 FTE
Portfolio 4
Mgr Portfolio Compl
Compl & Reg Mgr 1 (31X)
MMS X7145 AP
0001015 1.0 FTE
Sr Asset Mgmt Analyst
Loan Spec 3 (30)
OAS C1003 AP
0000370 1.0 FTE
Compliance Analyst
Compliance Spec 2 (25)
OAS C5247 AP
0001426 1.0 FTE
Asset Mgmt Analyst
Loan Spec 2 (27)
OAS C1002 AP
0001932 1.0 FTE
Compliance Analyst
Compliance Spec 2 (25)
OAS C5247 AP
0001926 1.0 FTE
Compliance Analyst
Compliance Spec 2 (25)
OAS C5247 AP
0001148 1.0 FTE
Compliance Analyst
Compliance Spec 2 (25)
OAS C5247 AP
0001931 1.0 FTE
Compliance Analyst
Compliance Spec 2 (25)
OAS C5247 AP
0000832 1.0 FTE
Assoc Compliance An
Compliance Spec 1 (21)
OAS C5246 AP
0001929 1.0 FTE
Portfolio Support Team
Portfolio Sup Manage
Compl & Reg Mgr 1 (31X)
MMS X7145 AP
0002083 1.0 FTE
Sr Portfolio Analyst
Compliance Spec 3 (23)
OAS C5248 AP
0001165 1.0 FTE
Multi-Family Prog Analyst
Program Analyst 3 (23)
OAS C0862 AP
0002062 1.0 FTE
Sr Inspection Comp Analyst
Compliance Spec 3 (23)
OAS C5248 AP
0001613 1.0 FTE
Sr Asset Mgmt Analyst
Loan Spec 3 (30)
OAS C1003 AP
0001272 1.0 FTE
Sr Reg Compl Analyst
Compliance Spec 3 (23)
OAS C5248 AP
0001633 1.0 FTE
Sr Asset Mgmt Analyst
Loan Spec 3 (30)
OAS C1003 AP
2700079 1.0 FTE
Sr Reg Compl Analyst
Compliance Spec 3 (23)
OAS C5248 AP
0001928 1.0 FTE
Portfolio Support
Admin Spec 2 (20)
OAS C0108 AP
0001645 1.0 FTE

Affordable Rental Housing (a.k.a. Multifamily) Executive Summary

Long-Term Focus Area: Healthy and Safe Communities, Housing Access and Affordability for All Oregonians
Program Contact: Natasha Detweiler-Daby, Director of Affordable Rental Housing

Program Overview

OHCS finances affordable rental housing for Oregonians with low to moderate incomes and those at-risk of homelessness through the administration of federal and state-funded affordable rental housing resources. The resources assist in developing new affordable housing units, acquiring market-rate housing and converting it to affordable, acquiring and rehabilitating existing affordable housing units, and preserving affordable housing properties, including those with project-based federal rental subsidies.

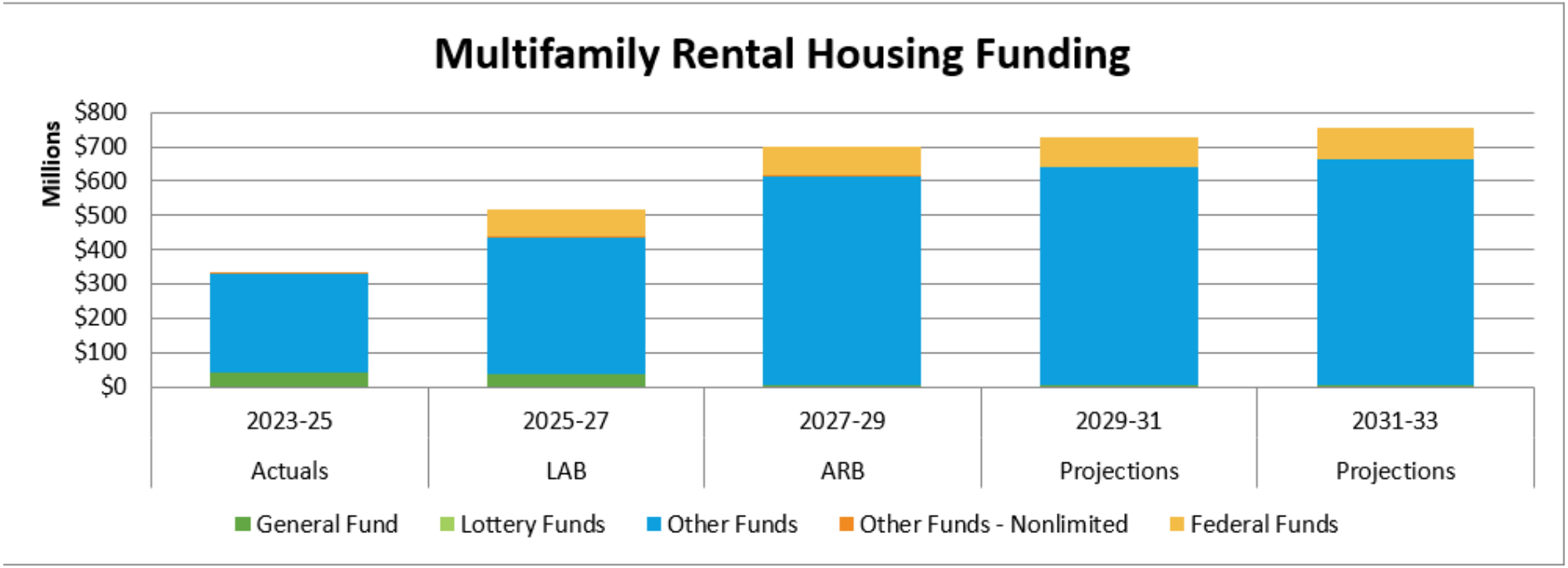

Program Funding Request

OHCS' funding for 2027-29 reflects continual strategic investments in demonstrated successes of the Article XI-Q bonds for capital construction of affordable housing and permanent supportive housing, and for expenditure authority to improve agency capacity for portfolio compliance.

Affordable Rental Housing					
	2023-25 Actuals	2025-27 LAB	2027-29 ARB	2029-31 Projections	2031-33 Projections
General Fund	$ 40,220,055	$ 38,561,513	$ 3,818,667	$ 3,869,787	$ 3,919,009
Lottery Funds	$ -	$ -	$ -	$ -	$ -
Other Funds	$ 290,823,681	$ 398,685,777	$ 610,300,962	$ 635,128,810	$ 659,803,885
Other Funds - Nonlimited	$ 1,889,064	$ 400,000	$ 400,000	$ 417,200	$ 421,163
Federal Funds	$ -	$ 79,105,442	$ 83,078,702	$ 86,677,718	$ 90,259,344
Federal Funds - Nonlimited					
Total Funds	**$ 332,932,800**	**$ 516,752,732**	**$ 697,598,331**	**$ 726,093,514**	**$ 754,403,401**
Positions	139	156	153	153	153
FTE	127	152	153	153	153

Program Description

OHCS facilitates the increased availability of safe, decent, affordable housing for Oregonians with low to moderate incomes by administering federal and state-funded multifamily rental housing resources. These programs help fund the development of new affordable units, the preservation of current units within the affordable housing inventory but at risk of loss, and the acquisition and rehabilitation of existing rental units. Together these rental homes serve working families with low and moderate incomes, formerly homeless, special-needs populations, veterans, and many others in need of housing. Funding occurs by combining resources that may include low-income housing tax credits, low-interest loans (including tax-exempt bond financing), grants, and tax incentives, which are almost always combined with private-financing tools.

Resources are provided through the agency's Oregon Centralized Application (ORCA) process. The application process incorporates policy objectives directing funding to projects with strong affordability that also supports addressing local

community needs. Projects are required to meet standards that include, but are not limited to, location efficiency and opportunity, equity and racial justice strategies, statewide housing plan priorities, cost controls, and other policy and programmatic requirements, as applicable. Funding is also tied to project commitments for appropriate resident services that are designed to foster housing stability and meet the needs of the most vulnerable residents. Examples of resident services include healthcare referral programs, after-school activities, healthcare services, mental health, and meal programs.

Program Justification

Affordable rental housing programs help ensure all Oregonians have access to housing they can afford. Housing stability generates broad benefits for families and communities, improving health, reducing financial hardship, strengthening educational achievement, and improving job performance. In 2023, Gov. Tina Kotek declared a housing emergency, issuing a series of executive orders and setting a housing production goal of 36,000 units annually, of which 18,000 should be affordable to households at or below 80% of the area median income (AMI). In late 2025, the governor reported that nearly 14,000 affordable homes had been financed or opened with state support since 2023. This demonstrates OHCS' affordable rental housing programs increase the supply of affordable rental housing for all Oregonians.

Program Performance

The number of units developed, rehabilitated, preserved, or acquired each year is the primary performance measure for Multifamily Programs. The chart below outlines data from the 2011-13 biennium to present year. In 2023, OHCS announced that it had met its five-year Statewide Housing Plan goal to increase the affordable rental housing pipeline to 25,000 units. OHCS has worked to streamline processes and increase production as the Legislature has made resources available to support affordable housing development.

Number of Affordable Units Produced or Rehabilitated

2011-13	2013-15	2015-17	2017-19	2019-21	2021-23	2023-25	2025-27 (projected)	2027-29 (projected)
2,994	3,785	4,522	5,555	7,611	8,868	6,367	3,839	5,840

Even with the resources over the past few biennia, the need for affordable rental housing units is significantly greater than the resources available through OHCS. This is demonstrated by the oversubscription of funding requests in our offerings and by the long waitlists for subsidized housing and rental assistance.

Enabling Legislation and Program Authorization

The table below outlines state and federal authorizing legislation for affordable rental housing programs:

Authority	Program	Legislation
Federal	HOME Investment Partnership Program	42 USC 12724
Federal	National Housing Trust Fund	2008 HERA
Federal	Low-Income Housing Tax Credits	IRS Section 42
State	Oregon Affordable Housing Tax Credits	ORS 317.097
State	General Housing Assistance Program	ORS 456.550-725
State	Housing Development Grant Program	ORS 456.515-720
State	Agricultural Workforce Housing Tax Credit	ORS 458.620

BUDGET NARRATIVE

Authority	Program	Legislation
State	Agricultural Workforce Housing Development Account	ORS 458.660
State	Community Incentive Fund	ORS 458.700-740
State	Oregon Rural Rehabilitation	ORS 566.340
State	Housing Preservation Fund Program	ORS 456.548; 456.555; 456.620-720
State	Elderly and Disabled Housing Program	ORS 456.535, 456.539
State	Risk Share Rental Housing Program	ORS 456.620; 456.625
State	Pass-Through Revenue Bond Financing Program	ORS 456.620-456.720
State	HELP	ORS 456.555
State	Permanent Loan Guarantee Program	ORS 456.625
State	Predevelopment Loan Program	SB 5511 (2023)
State	Mobile Home Park Purchase Predevelopment Loan Program	ORS 456.579-456.581
State	Manufactured Communities Resources	ORS 446.515 – 446.547
State	Mental Health Housing	ORS 458.380
State	Local Innovation and Fast Track Rental Housing	ORS 458.485

Authority	Program	Legislation
State	Land Acquisition Revolving Loan Program	ORS 456.502
State	PuSH Seller's Tax Credit	HB 2071 (2023)
State	Colocation of Affordable Rental Housing and ECE Facilities	HB 5011 (2021)
State	Construction Loan Guarantee Program	HB 3395 (2023)
State	In-Community Agriculture Grant	HB 3395 (2023)
State	Modular Housing Industry Expansion	HB 2889 (2023)
State	PSH Risk Mitigation Fund	SB 5511 (2023)
State	Middle-Income Revolving Loan Program	HB 1537 (2024)
State	Permanent Loan Program	SB 684 (2025)
State	Older Adult Housing Program	HB 3589 (2025)
State	Mixed-Income Revolving Loan Program	SB 1567 (2026)

Funding Streams

Multifamily rental housing programs are funded by Other Funds and federal funds as outlined below:

Funding Source	Program Name	Authorizing Legislation
General Fund	Housing Project Revolving Loans	HB 1537 (2024)

Funding Source	Program Name	Authorizing Legislation
Document Recording Fees	General Housing Account Program	ORS 294.187
PGE and Pacific Power Ratepayers	Housing Development Grants	ORS 757.612
Charges for program administration and funding application	Multifamily Housing Finance	ORS 456.555
Charges for management and compliance monitoring	Asset Management and Compliance	ORS 456.555
Charges for management and compliance monitoring	HUD Contract Administration	ORS 456.555
U.S. Department of Housing and Urban Development	HOME Investment Partnership Program	42 U.S.C. Section 12721et seq.
U.S. Department of Housing and Urban Development	National Housing Trust Fund	12 U.S.C. Section 4568

Comparison of Funding – 2027-29 Proposal to 2025-27 Funding

OHCS' 2027-29 Agency Request Budget increases funding above the Current Service Level for one-time Article XI-Q bond investments to support affordable housing preservation, permanent supportive housing, Local Innovation and Fast Track (LIFT) new unit development, and expenditure authority to improve agency capacity for portfolio compliance.

Affordable Rental Housing Programs Description

For far too many Oregonians, affording daily life and building a future in Oregon is increasingly out of reach. Oregon must invest and delivering more housing that people can afford. Affordable Rental Housing programs provide housing options for Oregonians with low to moderate incomes and those at-risk of homelessness through administration of federal- and state-funded affordable rental housing resources. These resources support development of new housing units, acquisition and rehabilitation of existing units, and preservation of affordable housing properties, including those with project-based federal rental subsidies.

BUDGET NARRATIVE

At a moment of real fiscal pressure for the state, we must use every tool at our disposal to ensure Oregonians can afford to live and build a dignified life. The need for affordable rental housing significantly exceeds the resources available through OHCS. This is demonstrated by oversubscription of OHCS funding offerings and by long waitlists for subsidized housing and Section 8 project-based rental assistance. The department's work funding new construction, acquisition and rehabilitation, and preserving affordable rental housing helps address this need statewide.

OHCS may allocate multiple sources of federal and state resources to a single project to maximize leverage and ensure project viability. In exchange for public investment in construction, preservation, or rehabilitation of rental units, property owners must maintain long-term affordability. This requirement is documented through a regulatory agreement recorded against the real property. Through the allocation of federal Low-Income Housing Tax Credits (LIHTC), low-interest loans, grants, and other tax credits, OHCS works with local partners and the private sector to develop and preserve affordable housing throughout Oregon.

Reducing borrowing costs for developers through tools, including low-interest loans, gap funding, and equity leveraged through federal LIHTC, can reduce monthly rents below private market rents for qualified households living on low and moderate incomes. Affordable rent leaves individuals and families with more residual income for critical household expenses. One prominent study found that "working families paying 30% or less of their income for housing were able to dedicate more than twice as much of their income to healthcare and insurance as those paying 50% or more for housing."

Because federal and state resources carry regulatory compliance requirements, OHCS' Portfolio Administration section monitors the physical condition, management, and tenant eligibility of funded projects. Properties report to OHCS annually and are inspected every one to three years depending on the funding source. A management review is also conducted to confirm compliance with regulatory standards, federal regulations, and state rules. Individual units, common areas, building exteriors, roofs, and landscaping are inspected alongside representatives from the property management firm responsible for day-to-day operations.

To deliver these programs effectively, OHCS partners with individuals, community development corporations, housing authorities, financial institutions, and other entities. Cost drivers for program administration include programmatic data tracking and reporting, compliance monitoring, financial review (both at development and asset management through the regulatory compliance period), underwriting, contract renewals, and tenant complaint resolution. Limitations of federal

Private Activity Bonds also constrain affordable housing development and complicate efficient use of available funds. OHCS continuously evaluates its affordable rental housing processes and policies to identify more efficient delivery methods and improve performance given scarce resources and high demand.

Essential Packages

010 Vacancy Factor and Non-ORPICS Personal Services

This package contains adjustments for vacancy savings. In 2027-29 budget development, the vacancy saving calculation is 5% of the current service level for salaries and wages. The non-ORPICS generated personal services inflation adjustment will be 4.9%. This package includes the Pension Obligation Bonds adjustment provided by the Department of Administrative Services Chief Financial Office.

020 Phase-In/Phase-Out Programs and One-Time Costs

Phased-in programs include new programs and expanded programs funded for less than 24 months during the prior biennium but require a full 24 months in the next biennium and reflect the added cost of the program above the 2027-29 base budget level.

Phase-outs are the result of decreased costs from the elimination of pilot or other programs and other one-time costs not funded in the 2027-29 biennium.

Phase-out for the Multifamily Rental Housing Programs Division

- General Fund
  - Senior and Disabled Housing Development Program: $24M
  - Community Based Agricultural Worker Housing: $8M
  - Housing Development Inc. Direct Award: $3.3M
- Other Funds
  - Community Based Agricultural Worker Housing: $10M
  - Community Incentive Fund: $1.9M

030 Inflation and Price List Adjustments

This package contains adjustments for inflation and other price list adjustments including State Government Service Charges and usage-based charges as directed by Department of Administrative Services. Examples below.

- Standard Inflation: 4.9%
- Professional Services: 9.3%

ESSENTIAL AND POLICY PACKAGE FISCAL IMPACT SUMMARY

Housing & Community Svcs Dept — **Cross Reference Name: Multifamily Rental Housing Programs**

Pkg: 010 - Vacancy Factor and Non-ORPICS Personal Services — **Cross Reference Number: 91400-030-00-00-00000**

Description	General Fund	Lottery Funds	Other Funds	Federal Funds	Nonlimited Other Funds	Nonlimited Federal Funds	All Funds
Revenues							
General Fund Appropriation	9,328	-	-	-	-	-	9,328
Total Revenues	**$9,328**	**-**	**-**	**-**	**-**	**-**	**$9,328**
Personal Services							
All Other Differential	-	-	93	-	-	-	93
Public Employees' Retire Cont	-	-	23	-	-	-	23
Social Security Taxes	-	-	7	-	-	-	7
Paid Family Medical Leave Insurance	-	-	-	-	-	-	-
Mass Transit Tax	(53)	-	38,327	-	-	-	38,274
Vacancy Savings	9,381	-	(396,629)	(5,762)	-	-	(393,010)
Total Personal Services	**$9,328**	**-**	**($358,179)**	**($5,762)**	**-**	**-**	**($354,613)**
Total Expenditures							
Total Expenditures	9,328	-	(358,179)	(5,762)	-	-	(354,613)
Total Expenditures	**$9,328**	**-**	**($358,179)**	**($5,762)**	**-**	**-**	**($354,613)**
Ending Balance							
Ending Balance	-	-	358,179	5,762	-	-	363,941
Total Ending Balance	**-**	**-**	**$358,179**	**$5,762**	**-**	**-**	**$363,941**

_____ Agency Request — _____ Governor's Budget — _____ Legislatively Adopted

2027-29 Biennium — Page _____ — Essential and Policy Package Fiscal Impact Summary - BPR013

ESSENTIAL AND POLICY PACKAGE FISCAL IMPACT SUMMARY

Housing & Community Svcs Dept
Pkg: 022 - Phase-out Pgm & One-time Costs

Cross Reference Name: Multifamily Rental Housing Programs
Cross Reference Number: 91400-030-00-00-00000

Description	General Fund	Lottery Funds	Other Funds	Federal Funds	Nonlimited Other Funds	Nonlimited Federal Funds	All Funds
Revenues							
General Fund Appropriation	(35,300,000)	-	-	-	-	-	(35,300,000)
Housing Div Loan Repayments	-	-	-	-	-	-	-
Other Revenues	-	-	-	-	-	-	-
Transfer from General Fund	-	-	(31,500,000)	-	-	-	(31,500,000)
Total Revenues	**($35,300,000)**	**-**	**($31,500,000)**	**-**	**-**	**-**	**($66,800,000)**
Services & Supplies							
Professional Services	(3,800,000)	-	-	-	-	-	(3,800,000)
Total Services & Supplies	**($3,800,000)**	**-**	**-**	**-**	**-**	**-**	**($3,800,000)**
Special Payments							
Dist to Non-Gov Units	-	-	(1,900,000)	-	-	-	(1,900,000)
Dist to Individuals	-	-	-	-	-	-	-
Intra-Agency Gen Fund Transfer	(31,500,000)	-	-	-	-	-	(31,500,000)
Other Special Payments	-	-	(10,000,000)	-	-	-	(10,000,000)
Total Special Payments	**($31,500,000)**	**-**	**($11,900,000)**	**-**	**-**	**-**	**($43,400,000)**
Total Expenditures							
Total Expenditures	(35,300,000)	-	(11,900,000)	-	-	-	(47,200,000)
Total Expenditures	**($35,300,000)**	**-**	**($11,900,000)**	**-**	**-**	**-**	**($47,200,000)**

_____ Agency Request
2027-29 Biennium

_____ Governor's Budget
Page _____

_____ Legislatively Adopted
Essential and Policy Package Fiscal Impact Summary - BPR013

ESSENTIAL AND POLICY PACKAGE FISCAL IMPACT SUMMARY

Housing & Community Svcs Dept
Pkg: 022 - Phase-out Pgm & One-time Costs

Cross Reference Name: Multifamily Rental Housing Programs
Cross Reference Number: 91400-030-00-00-00000

Description	General Fund	Lottery Funds	Other Funds	Federal Funds	Nonlimited Other Funds	Nonlimited Federal Funds	All Funds
Ending Balance							
Ending Balance	-	-	(19,600,000)	-	-	-	(19,600,000)
Total Ending Balance	**-**	**-**	**($19,600,000)**	**-**	**-**	**-**	**($19,600,000)**

ESSENTIAL AND POLICY PACKAGE FISCAL IMPACT SUMMARY

Housing & Community Svcs Dept
Pkg: 031 - Standard Inflation

Cross Reference Name: Multifamily Rental Housing Programs
Cross Reference Number: 91400-030-00-00-00000

Description	General Fund	Lottery Funds	Other Funds	Federal Funds	Nonlimited Other Funds	Nonlimited Federal Funds	All Funds
Revenues							
General Fund Appropriation	28,140	-	-	-	-	-	28,140
Total Revenues	**$28,140**	**-**	**-**	**-**	**-**	**-**	**$28,140**
Services & Supplies							
Instate Travel	1,170	-	15,060	596	-	-	16,826
Out of State Travel	-	-	3,818	430	-	-	4,248
Employee Training	995	-	7,193	383	-	-	8,571
Office Expenses	2,105	-	11,787	278	-	-	14,170
Telecommunications	709	-	6,419	111	-	-	7,239
Data Processing	867	-	9,165	109	-	-	10,141
Publicity and Publications	-	-	973	-	-	-	973
Professional Services	-	-	207,376	176,381	-	-	383,757
IT Professional Services	-	-	1,107	-	-	-	1,107
Attorney General	13,975	-	286,416	425	-	-	300,816
Employee Recruitment and Develop	150	-	1,213	21	-	-	1,384
Dues and Subscriptions	-	-	210	-	-	-	210
Facilities Maintenance	-	-	24	-	-	-	24
Agency Program Related S and S	-	-	56	-	-	-	56
Other Services and Supplies	3,421	-	30,695	513	-	-	34,629
Expendable Prop 250 - 5000	3,002	-	12,029	90	-	-	15,121
IT Expendable Property	1,746	-	11,156	253	-	-	13,155
Total Services & Supplies	**$28,140**	**-**	**$604,697**	**$179,590**	**-**	**-**	**$812,427**

ESSENTIAL AND POLICY PACKAGE FISCAL IMPACT SUMMARY

Housing & Community Svcs Dept
Pkg: 031 - Standard Inflation

Cross Reference Name: Multifamily Rental Housing Programs
Cross Reference Number: 91400-030-00-00-00000

Description	General Fund	Lottery Funds	Other Funds	Federal Funds	Nonlimited Other Funds	Nonlimited Federal Funds	All Funds
Special Payments							
Dist to Other Gov Unit	-	-	2,547,257	-	-	-	2,547,257
Dist to Non-Gov Units	-	-	3,312,066	98,000	-	-	3,410,066
Dist to Non-Profit Organizations	-	-	1,939,516	380,596	-	-	2,320,112
Loans Made - Other	-	-	2,118,066	-	-	-	2,118,066
Other Special Payments	-	-	6,577,384	3,214,878	-	-	9,792,262
Total Special Payments	**-**	**-**	**$16,494,289**	**$3,693,474**	**-**	**-**	**$20,187,763**
Total Expenditures							
Total Expenditures	28,140	-	17,098,986	3,873,064	-	-	21,000,190
Total Expenditures	**$28,140**	**-**	**$17,098,986**	**$3,873,064**	**-**	**-**	**$21,000,190**
Ending Balance							
Ending Balance	-	-	(17,098,986)	(3,873,064)	-	-	(20,972,050)
Total Ending Balance	**-**	**-**	**($17,098,986)**	**($3,873,064)**	**-**	**-**	**($20,972,050)**

Policy Package #205: ARH Preservation

Package Description

Preserving existing affordable rental housing is essential to prevent Oregon from losing ground in its total housing supply. Keeping rent restricted homes affordable, stable, and well maintained is just as critical as building new units and directly supports the governor's housing production strategy, which prioritizes both production and retention. Many properties face expiring rent assistance, aging physical systems, financial strain, or market pressures that threaten long-term affordability. This policy package acknowledges those realities and invests in preservation so Oregon can protect its existing housing assets while continuing to grow the supply.

Purpose

Oregon's affordable rental housing stock is experiencing unprecedented financial and operational instability. Nearly 39% of the statewide portfolio is operating with debt coverage ratios below sustainable levels, driven by rising insurance, staffing, maintenance, and security costs, while revenues stagnate or decline. At the same time, properties are facing expiring affordability restrictions, aging physical systems, and elevated risk of losing federal project-based rental assistance. Without intervention, the state faces growing risk of foreclosure, sale, or deterioration, leading to loss of affordability, displacement of vulnerable tenants, and erosion of public investment.

How Achieved

All funding for affordable rental housing is provided through the Oregon Centralized Application (ORCA), which makes OHCS' funding process more efficient for both the agency and our development partners. In addition, the availability of Private Activity Bonds in the 2027-29 biennium means OHCS can pair these Article XI-Q resources with 4% Low-Income Housing Tax Credits (LIHTC), to maximize the impact of federal resources that the state receives.

Staffing Impact

No additional staff requested in this package.

BUDGET NARRATIVE

Quantifying Results

From 2016 through 2025, OHCS delivered $271,346,096 in gap financing for 5,762 units of preserved affordable rental housing, for an average of $47,092 per unit. In the 2021-25 biennia, the average cost per unit for preserved affordable rental housing was $58,236. With a major caveat that acquisition and rehabilitation costs are increasing across the board and that it will likely impact per-unit projections, the proposed $200 million in preservation resources and projecting the same average cost per unit forward and adjusting for inflation, OHCS could preserve about 3,000 units of housing in the biennium. Preservation also delivers regulated units at a total development cost of $266,586 per unit against $483,977 per unit for new construction closed in the 2023-25 biennium. This means each dollar directed to preservation holds roughly 1.8 times the units that dollar would produce in new supply.

Revenue Sources

Description	General Fund	Other Funds	Federal Funds	Total Funds
Personal Services				
Services & Supplies				
Special Payments		$200,000,000		**$200,000,000**
Total Package #		**$200,000,000**		**$200,000,000**

ESSENTIAL AND POLICY PACKAGE FISCAL IMPACT SUMMARY

Housing & Community Svcs Dept
Pkg: 205 - Preservation/Stabilization

Cross Reference Name: Multifamily Rental Housing Programs
Cross Reference Number: 91400-030-00-00-00000

Description	General Fund	Lottery Funds	Other Funds	Federal Funds	Nonlimited Other Funds	Nonlimited Federal Funds	All Funds
Revenues							
Lottery Bonds	-	-	200,000,000	-	-	-	200,000,000
Total Revenues	**-**	**-**	**$200,000,000**	**-**	**-**	**-**	**$200,000,000**
Special Payments							
Other Special Payments	-	-	200,000,000	-	-	-	200,000,000
Total Special Payments	**-**	**-**	**$200,000,000**	**-**	**-**	**-**	**$200,000,000**
Total Expenditures							
Total Expenditures	-	-	200,000,000	-	-	-	200,000,000
Total Expenditures	**-**	**-**	**$200,000,000**	**-**	**-**	**-**	**$200,000,000**
Ending Balance							
Ending Balance	-	-	-	-	-	-	-
Total Ending Balance	**-**	**-**	**-**	**-**	**-**	**-**	**-**

Policy Package #206: ARH Portfolio Compliance

Package Description

This package requests Other Funds expenditure authority to contract third-party property inspectors for physical inspection of Affordable Rental Housing (ARH) properties. No positions or FTE are requested. Contracted inspectors add inspection capacity for a multifamily portfolio of about 1,200 properties with more than 300 in the pipeline.

Compliance monitoring for the portfolio consists of physical inspection of the property and management review of its operations. Under this package, contracted inspectors perform physical inspections and report findings to OHCS in the department's format. Portfolio and compliance staff continue to set the annual review schedule, conduct management review, evaluate findings, and carry out enforcement.

Purpose

This POP would provide expenditure authority for OHCS to contract with qualified inspection firms that can be "on call" to provide surge capacity support to existing state employees that do this work today. Significant legislative housing investments over the past biennia have created a large pipeline of units being placed into service in the OHCS portfolio. These new units will increase OHCS' compliance and asset management workloads, but OHCS has not received corresponding position authority to expand operations. OHCS is pursuing this contracted services approach as a cost containment measure and to allow the agency to understand and assess workload levels prior to requesting new positions.

OHCS monitors compliance for the affordable rental housing portfolio because the federal and state resources allocated to these properties carry regulatory requirements that continue through the compliance period. Properties report to OHCS annually and are inspected every one to three years depending on funding source. A management review is also conducted to confirm compliance with regulatory standards, federal regulations, and state rules. Individual units, common areas, building exteriors, roofs, and landscaping are inspected alongside representatives from the property management firm responsible for day-to-day operations. The portfolio spans the Low-Income Housing Tax Credit (LIHTC), HOME, Local Innovation and Fast Track (LIFT), and General Housing Account (GHAP) programs, with more than 300 additional properties expected in the next three years.

The number of inspections required each year depends on each property's funding sources, placed-in-service date, and risk profile, and varies from year to year. Units funded through recent biennia enter their compliance periods on a schedule set at closing, which adds required inspections in some years more than others. Inspections are currently performed by asset management and compliance staff whose assigned work also includes management review, financial review through the compliance period, tenant file review, corrective action follow-up, and tenant complaint resolution.

Without additional inspection capacity, scheduled inspections may be deferred, intervals between inspections may extend beyond the required cycle for some properties, and time between inspection and sending the report to the owner may increase. Deferred inspection reduces the department's ability to identify habitability and physical condition issues while they remain correctable and affects reporting obligations to federal funders for properties financed with LIHTC and HOME funds.

How Inspection Compliance Will Be Achieved

OHCS would conduct a competitive solicitation and establish agreements with qualified inspection firms. The solicitation specifies inspector qualifications and certifications, inspection protocols consistent with the standards applicable to each funding source, reporting format and timelines, conflict of interest requirements, and training on OHCS standards. Assignments are made from the annual review schedule based on funding source requirements and risk, and contracted inspectors submit findings to OHCS for review.

Compliance staff evaluate submitted findings, issue the inspection report to the owner, determine required corrective action, verify completion, and refer unresolved matters for enforcement. Contract administration, including invoice review, performance monitoring, and quality review of a sample of contracted inspections, is performed within the existing compliance and procurement functions.

OHCS coordinates with property owners and management agents on inspection scheduling and access, and with represented employees and their bargaining representative on the use of contracted capacity alongside existing staff.

Staffing Impact

No positions or FTE are requested in this package.

Contracted capacity is adjusted annually to the number of inspections required and may be scaled in each year of the biennium. Risk assessment, management review, tenant file review, findings determination, corrective action, and enforcement remain assigned to existing compliance and portfolio positions. All existing ARH union compliance and portfolio team roles are retained, and the request does not reduce the represented staff roles that do this work at OHCS.

Quantifying Results

Measures include inspections completed versus inspections required each year, the share of the portfolio inspected within the interval required by its funding sources, the number of properties exceeding that interval, contracted inspections completed against the 200 estimated for 2028-29, the time between inspection and issuance of the report to the owner, corrective action closure, and the share of findings resolved within the required response period.

Revenue Sources

The package is funded through Other Funds, drawn from ARH collections of compliance charges and other administrative funds. No General Fund, Lottery funds, or federal funds are requested.

Description	General Fund	Other Funds	Federal Funds	Total Funds
Personal Services				
Services and Supplies		$1,000,000		$1,000,000
Special Payments				
Total Package #		**$1,000,000**		

ESSENTIAL AND POLICY PACKAGE FISCAL IMPACT SUMMARY

Housing & Community Svcs Dept
Pkg: 206 - Portfolio Compliance Expansion

Cross Reference Name: Multifamily Rental Housing Programs
Cross Reference Number: 91400-030-00-00-00000

Description	General Fund	Lottery Funds	Other Funds	Federal Funds	Nonlimited Other Funds	Nonlimited Federal Funds	All Funds
Revenues							
Other Revenues	-	-	1,000,000	-	-	-	1,000,000
Total Revenues	**-**	**-**	**$1,000,000**	**-**	**-**	**-**	**$1,000,000**
Services & Supplies							
Professional Services	-	-	1,000,000	-	-	-	1,000,000
Total Services & Supplies	**-**	**-**	**$1,000,000**	**-**	**-**	**-**	**$1,000,000**
Total Expenditures							
Total Expenditures	-	-	1,000,000	-	-	-	1,000,000
Total Expenditures	**-**	**-**	**$1,000,000**	**-**	**-**	**-**	**$1,000,000**
Ending Balance							
Ending Balance	-	-	-	-	-	-	-
Total Ending Balance	**-**	**-**	**-**	**-**	**-**	**-**	**-**

Racial Equity Impact Statement (REIS) Worksheet: Policy Option Package (POP) Questions

Program managers responsible for the POP: Please answer the questions below for every POP being proposed in your agency request budget. To fill out this worksheet, download a copy of this worksheet and type your answers below each question.

Program Overview

1. **Please describe the POP being proposed.**

   OHCS is requesting expenditure authority to contract with a third-party contractor to provide for physical property inspections of the OHCS portfolio (properties we oversee) on an as-needed basis.

2. **Why is the POP being proposed?**

   OHCS wants to ensure that it is meeting increasing property compliance and support responsibilities that are both timely and in coordination with partner needs. As OHCS' property portfolio increases, oversight responsibilities are quickly outpacing staffing capacity. This package will allow OHCS to be strategic in using a third party to support work demands during overflow periods.

Consultation

3. **Who is completing this REIS?**

   Rick Ruzicka, assistant director of Planning and Policy in the Affordable Rental Housing Division

4. **Who is responsible for tracking equity outcomes? What method(s) are they using to track outcomes?**

   OHCS uses a Racial Equity Analysis Tool (REAT) to determine and monitor any equity indicators and outcomes. These are generally filled out for any new programs or any major changes to existing programs. As this is a request for support to do currently required oversight work, a REAT is not applicable.

5. **Does your agency have a DEIB practitioner (Yes or no)?**

OHCS has a DEI Office with a staff member assigned to each division.

a. **If yes, describe how you collaborated with them on this REIS.**

   As this POP is requesting support for existing work, a REAT is not applicable.

b. **If they were not involved in the development of this REIS, please explain why. Describe what you did instead to incorporate equity expertise and community input (e.g. listening sessions, advisory review, analysis of existing community feedback, partnering with trusted community partners, etc.).**

   As this is a contract request to hire workload support, it was determined that REAT was not applicable.

6. **Did you collaborate with your agency's data analysts, community engagement managers, outreach managers, and/or others that regularly interact with underserved and marginalized communities on this REIS? (Yes, no, or not applicable)**

   Not applicable as this work supports work that is currently in place. This POP requests funds to contract a third party to help the agency manage and complete this work.

   a. **If yes, describe how you collaborated with them on this REIS.**

   b. **If they were not involved in the development of this REIS, please explain why. Describe what you did instead to incorporate equity expertise and community input (e.g. listening sessions, advisory review, analysis of existing community feedback, partnering with trusted community partners, etc.).**

      This POP is to take on existing required work.

Community Engagement and Data

7. **Identify the specific racial groups and communities that may be impacted by this POP, both directly and indirectly. In your answer, include responses to the following questions.**

   OHCS is required to do oversight on property to ensure that housing units remain safe and the assets remain viable during the duration of the agreed-upon affordability period. If this work is not done, families living on low incomes

could be harmed in a few ways, namely through lower safety oversight and asset instability. The POP ensures OHCS can ensure this oversight is being done efficiently and timely.

a. How did you identify these impacted groups?

It's who we currently serve.

b. What data are you using to validate your assessment? If possible, use outreach and engagement feedback to gather information and insight.

N/A

c. If possible, disaggregate the data by race, ethnicity, geography, income level, and other relevant characteristics. If disaggregated data is not available, please describe why.

N/A

d. How are communities impacted by this POP? What are the disproportionate impacts? Please be specific.

OHCS will do this work with or without this POP. However, as OHCS continues to add affordable housing inventory to its Portfolio oversight responsibilities, OHCS will either need more staffing or ways to be more efficient, which this POP would provide the flexibility to do. Properties will benefit from this efficiency as it would allow OHCS to be more responsive and provide overall better service to properties/communities and ultimately those that live in the affordable housing units.

8. How did you ensure multiple perspectives were part of the decision-making process for this POP? In your answer, include responses to the following questions.

OHCS regularly engages with partners and is currently working on HB-4036 (2026), focusing on areas where OHCS can support properties through operational and regulatory relief. One of the things heard from partners is the need to be less rigid in oversight processes, including being more efficient in how and when to do physical inspections. This feedback aligns well with this POP as increasing oversight demands will require OHCS to increase staffing or rethink

current processes. This POP will allow for the latter and provide OHCS more flexibility to align oversight, meet scheduling needs, and provide OHCS the capacity it needs to meet increasing demands.

a. Identify how you have or are planning to engage multiple perspectives and impacted groups to provide feedback on this POP (e.g. program design, budget, policy decisions, etc.). Please give specific examples.

See above answer.

b. If community engagement is not part of your approach, please explain why and what you did instead to incorporate community perspectives. In your response, describe the following: the decision-making process used to determine engagement was not feasible or appropriate, the specific barriers (beyond general time or capacity), and how you mitigated the risk of missing community input (e.g. using existing feedback, partnering with trusted organizations, review from advisory bodies, etc.).

OHCS does ongoing engagement with partners, specifically through HB 4036. This POP aligns with partner needs associated with that work.

Impacts and Accountability

9. If this POP is not funded, please describe the following:

a. Which racial or ethnic communities would be most impacted.

Residents of the portfolio would be impacted as these units serve households living on low incomes, and communities of color are disproportionately represented among Oregon renter households who qualify for affordable housing. If inspection capacity does not keep pace with portfolio growth, these residents experience longer inspection intervals and slower reports directly.

b. How disparities would likely persist or worsen.

Deferred inspections lengthen the time a habitability or physical condition issue goes unidentified and uncorrected. Residents of affordable units typically have the fewest housing alternatives, so slower oversight concentrates that risk on the households these programs exist to serve.

10. Who will be monitoring racial equity outcomes over time for this POP?

ARH compliance and portfolio leadership will use the measures in Quantifying Results. Results can be reviewed by region to confirm deferred inspections are not concentrating in particular communities, with the division's assigned DEI staff member consulted if they are.

a. How will progress be reported?

Progress will be reported annually through budget performance reporting on the package measures and internal reporting against the annual review schedule.

b. How will leadership be informed of equity impacts?

The same measures are reported to ARH and agency leadership on a regular cycle, with properties exceeding their required inspection interval flagged for attention.

c. How will the community be involved in monitoring outcomes?

OHCS will use existing channels. Tenant complaints are routed to compliance staff for resolution, and partner engagement underway through HB 4036 (2026) continues to gather feedback from owners, managers, and resident-serving organizations on inspection scheduling and process.

DETAIL OF LOTTERY FUNDS, OTHER FUNDS, AND FEDERAL FUNDS REVENUE

Housing & Community Svcs Dept **Agency Number: 91400**

2027-29 Biennium **Cross Reference Number: 91400-030-00-00-00000**

Source	2023-25 Actuals	2025-27 Leg Adopted Budget	2025-27 Leg Approved Budget	2027-29 Agency Request Budget	2027-29 Governor's Budget	2027-29 Leg. Adopted Budget
Other Funds						
Public Utilities Fees	13,183,604	10,248,500	10,248,500	17,168,448	-	-
Admin and Service Charges	34,550,912	39,335,715	39,335,715	58,201,453	-	-
Fines and Forfeitures	10,966	40,000	40,000	-	-	-
Lottery Bonds	54,815,000	50,000,000	50,000,000	200,000,000	-	-
Interest Income	25,225,856	25,105,090	25,105,090	46,008,329	-	-
Housing Div Loan Repayments	5,378,119	5,524,800	7,424,800	2,629,897	-	-
Other Revenues	242,101	200,000	200,000	1,450,876	-	-
Transfer In - Intrafund	8,732,419	2,165,756	2,165,756	-	-	-
Transfer from General Fund	84,700,000	10,000,000	33,500,000	-	-	-
Tsfr From Revenue, Dept of	39,153,676	52,325,240	52,325,240	39,187,880	-	-
Tsfr From Oregon Health Authority	75,000	-	-	-	-	-
Transfer Out - Intrafund	(24,371,661)	(27,986,493)	(27,986,493)	(30,874,151)	-	-
Tsfr To Administrative Svcs	(4,556,467)	-	-	-	-	-
Total Other Funds	**$237,139,525**	**$166,958,608**	**$192,358,608**	**$333,772,732**	**-**	**-**
Federal Funds						
Federal Funds	27,029,584	47,860,349	47,913,320	83,157,431	-	-
Transfer Out - Intrafund	-	(1,393,573)	(1,393,573)	(78,729)	-	-
Total Federal Funds	**$27,029,584**	**$46,466,776**	**$46,519,747**	**$83,078,702**	**-**	**-**
Nonlimited Other Funds						
Admin and Service Charges	22,700	-	-	22,700	-	-
Interest Income	70,726	64,200	64,200	133,078	-	-
Housing Div Loan Repayments	737,379	52,700	52,700	52,700	-	-
Transfer In - Intrafund	638,164	-	-	-	-	-

DETAIL OF LOTTERY FUNDS, OTHER FUNDS, AND FEDERAL FUNDS REVENUE

Housing & Community Svcs Dept **Agency Number: 91400**

2027-29 Biennium **Cross Reference Number: 91400-030-00-00-00000**

Source	2023-25 Actuals	2025-27 Leg Adopted Budget	2025-27 Leg Approved Budget	2027-29 Agency Request Budget	2027-29 Governor's Budget	2027-29 Leg. Adopted Budget
Nonlimited Other Funds						
Transfer Out - Intrafund	(26,630)	-	-	-	-	-
Total Nonlimited Other Funds	**$1,442,339**	**$116,900**	**$116,900**	**$208,478**	**-**	**-**

DETAIL OF LOTTERY FUNDS, OTHER FUNDS, AND FEDERAL FUNDS REVENUE

Source	Fund	ORBITS Revenue Acct	2023-25 Actual	2025-27 Leg Adopted	2025-27 Estimates	2027-29 Agency Requested
Other Funds Limited						
Public Utility Fees						
Public Purpose Charge (Housing Development)	3400	0240	$ 13,183,604	$ 10,248,500	$ 17,168,448	$ 17,168,448
Charges for Services						
WA Reimbursement	3400	0410	$ -	$ -	$ -	
Admin & Service Charges						
Home Admin Charge (One Time)	3400	0415				
OEA	3400	0415				
Admin Related to loans to provide permanent long-term financing for residential housing -ARH	3400	0415		$ 1,979,090	$ 1,979,090	$ 1,979,090
Agriculture Worker Housing Development Application & Admin Fees	3400	0415	$ 4,200	$ 4,000	$ -	$ -
Conduit Loan Admin Charges	3400	0415	$ 7,861,834	$ 11,403,800	$ 15,135,684	$ 15,135,684
E&D Application & Admin Fees	3400	0415	$ 224,614	$ 241,125	$ 222,364	$ 222,364
GHAP Admin Charges, Compliance Charges, & Application Fees	3400	0415	$ 2,326,622	$ 1,568,600		
LIFT R Compliance Charges, Application Fees, & Admin Charges	3400	0415	$ 6,362,475	$ 3,388,600	$ 9,184,547	$ 9,184,547
LIFTC 4 Admin Charge, Compliance Charge, Loans Fees	3400	0415	$ 11,136,231	$ 13,837,100	$ 15,532,934	$ 15,532,934
LIFTC 9 Admin Charge, Compliance Charge, Loans Fees	3400	0415	$ 3,646,838	$ 4,523,500	$ 4,048,336	$ 4,048,336
Housing Development Guarantee application fees & admin charges	3400	0415		$ 20,500	$ 3,009,128	$ 3,009,128
HOME Application fees & admin charges	3400	0415	$ 2,500	$ 11,700		
Land Acquisition Program Application fees, admin charges, & loan admin charge	3400	0415	$ 219,911	$ 120,900	$ 2,002,554	$ 2,002,554
OAHTC: Tax Credit Annual Fee & admin charges	3400	0415	$ 1,335,724	$ 1,400,000	$ 1,654,660	$ 1,654,660
PSH application fee & admin charges	3400	0415	$ 1,076,837	$ 648,000	$ 887,828	$ 887,828
HDGP Admin & Compliance Charge	3400	0415	$ 131,900	$ 21,000	$ 123,000	$ 123,000
LRB - Pres Admin Charges	3400	0415	$ 42,450	$ 1,800	$ 720,250	$ 720,250
Multifamily Bonds Assumption/Assignment Charges	3400	0415	$ 75,276	$ 166,000	$ 3,700,328	$ 3,700,328
Mental Health Housing	3400	0415			$ 750	$ 750
MF Weatherization	3400	0415	$ 10,500	$ -		
Federal Housing Trust Fund	3400	0415	$ 93,000	$ -		
Fines & Forfeitures						
Agriculture Worker Housing Development Civil Payments from BOLI	3400	0505	$ 10,966	$ 40,000	$ -	$ -
Lottery Bonds						
Affordable Rental Housing Lottery Backed Revenue Bonds	3400	0565	$ 54,815,000	$ 50,000,000	$ 50,000,000	$ 200,000,000
Interest Income						
Oregon Energy Assistance Program	3400	0605	$ -			
Agriculture Worker Housing Development	3400	0605	$ 1,274	$ 500	$ 14,000	$ 14,000
Community Incentive Fund: CIF	3400	0605	$ 186,123	$ -	$ 186,123	$ 186,123
General Housing Account Program	3400	0605	$ 15,061,552	$ 18,720,000	$ 18,720,000	$ 18,720,000
General Housing Account - Preservation	3400	0605	$ 20,269	$ 16,800	$ -	$ -
Housing Project Revolving Loans	3400	0605	$ 2,855,724		$ -	$ -
Housing Development Guarantee - Pre-Development and Trust Fund	3400	0605	$ 2,261,288	$ 2,144,400	$ 2,238,188	$ 2,238,188
Land Acquisition Program	3400	0605	$ 2,429,606	$ 2,880,000	$ 2,506,732	$ 2,506,732
Loan Guarantee Fund	3400	0605	$ 937,375	$ 1,070,750	$ 1,070,750	$ 1,070,750
Lottery Revenue Bonds for Preservation	3400	0605	$ 1,397,139	$ 192,240	$ 5,517,611	$ 5,517,611
Conduit/Pass-through Bonds	3400	0605	$ 75,506	$ 80,400		
Moderate Income Revolving Loan Fund	3400	0605			$ 7,144,735	$ 7,144,735
Multifamily Rental Housing Bonds	3400	0605			$ 5,665,123	$ 5,665,123
Miscellaneous	3400	0605			$ 2,914,438	$ 2,914,438
Pre-Development Program	3400	0605			$ 30,629	$ 30,629
Housing Div Loan Repayments						
Agriculture Worker Housing Development	3400	0930	$ 11,228	$ -		
General Housing Account Program	3400	0930	$ 218,935	$ -		
Housing Development Guarantee - Pre-Development and Trust Fund	3400	0930	$ 28,685	$ -		
Low-Income Housing Tax Credit - 9%	3400	0930	$ 3,730	$ -		
Lottery Revenue Bonds for Preservation	3400	0930	$ -	$ 471,800		
Land Acquisition Program	3400	0930	$ 5,130,500	$ 5,053,000	$ 2,178,000	$ 2,178,000
Multifamily Rental Housing Bonds	3400	0930	$ -	$ -	$ 402,162	$ 402,162
Pre-Development Program	3400	0930	$ -	$ -	$ 49,735	$ 49,735
Other Revenues						
Conduit	3400	0975				
General Housing Account Program	3400	0975			$ 1,000,000	$ 1,000,000
Lottery Revenue Bonds for Preservation	3400	0975	$ -			
Housing Development Guarantee - Pre-Development and Trust Fund	3400	0975	$ 227,143	$ 200,000	$ 450,576	$ 450,576
Miscellaneous	3400	0975			300	300
Transfer In - Intrafund	3400	1010	$ 26,630	$ 2,165,756		
Transfer In From General Fund						
Agriculture Worker Housing Development	3400	1060	$ -	$ 10,000,000		
Housing Project Revolving Loans	3400	1060	$ 75,000,000	$ -		
Pre-Development Program	3400	1060	$ 9,700,000	$ -		
Transfer in From Department of Revenue						
Document Recording Fee (General Housing Account Programs)	3400	1150	$ 39,153,676	$ 52,325,240	$ 39,187,880	$ 39,187,880

DETAIL OF LOTTERY FUNDS, OTHER FUNDS, AND FEDERAL FUNDS REVENUE

Source	Fund	ORBITS Revenue Acct	2023-25 Actual	2025-27 Leg Adopted	2025-27 Estimates	2027-29 Agency Requested
Transfer in from Oregon Health Authority						
HUD Contract Administration - HUD 811 Project Rental Assistance for Persons with Disabilities	3400	1443	$ 75,000	$ -		
Transfer Out - Intrafund	3400	2010	$ (638,164)	$ (27,986,493)	$ (27,986,493)	$ (30,874,151)
	3400	2107	$ (4,556,468)			
Total Other Funds Limited	**3400**		**$ 252,167,233**	**$ 166,958,608**	**$ 186,660,390**	**$ 333,772,732**
Other Funds Non-Limited						
Admin & Service Charges						
Conduit Loan	3200	0415	$ 22,700	$ -	22,700	22,700
Interest and Investments						
Oregon Rural Rehab Program	3200	0605	$ 70,726	$ 23,400	92,278	92,278
Land Acquisition Program	3200	0605		$ 40,800	40,800	40,800
Housing Division Loan Repayments						
Land Acquisition Program	3200	0930				
Oregon Rural Rehab Program	3200	0930	$ 737,379	$ 52,700	52,700	
Transfer In - Intrafund	3200	1010	$ 638,164	$ -	-	-
Transfer Out - Intrafund	3200	2010	$ (26,630)	$ -	-	-
Total Other Funds Non-Limited Revenue	**3200**		**$ 1,442,339**	**$ 116,900**	**$ 208,478**	**$ 155,778**
Housing Department Guarentee Trust Fund	3600	0605	$ 861,512	$ -		
Total Other Funds OTHER FUNDS NON-BUDGETED	**3600**		**$ 861,512**	**$ -**	**$ -**	**$ -**
Federal Funds Limited						
HOME ARP	6400	0415	$ 2,500	$ -		
HOME (Loans) / HOME ARP	6400	0605	$ 66,351	$ -		
HOME Partnership Grants	6400	0930	$ 163,779	$ -		
Department of Health & Human Services	6400	0995	$ 20,625,414	$ 40,985,349	27,697,727	27,697,727
Department of Housing & Urban Development	6400	0995	$ 5,246,555	$ 6,875,000	23,700,977	23,700,977
Miscellaneous	6400	0995	$ -		31,758,727	31,758,727.00
Transfer Out - Intrafund	6400	2010	$ -	$ (1,393,573)	$ (1,393,573)	$ (78,729)
Total Federal Funds Limited	**6400**		**$ 26,104,599**	**$ 46,466,776**	**$ 81,763,858**	**$ 83,078,702**

Single Family Housing Programs

OREGON HOUSING and COMMUNITY SERVICES

Single-Family 2025-27 Organizational Chart

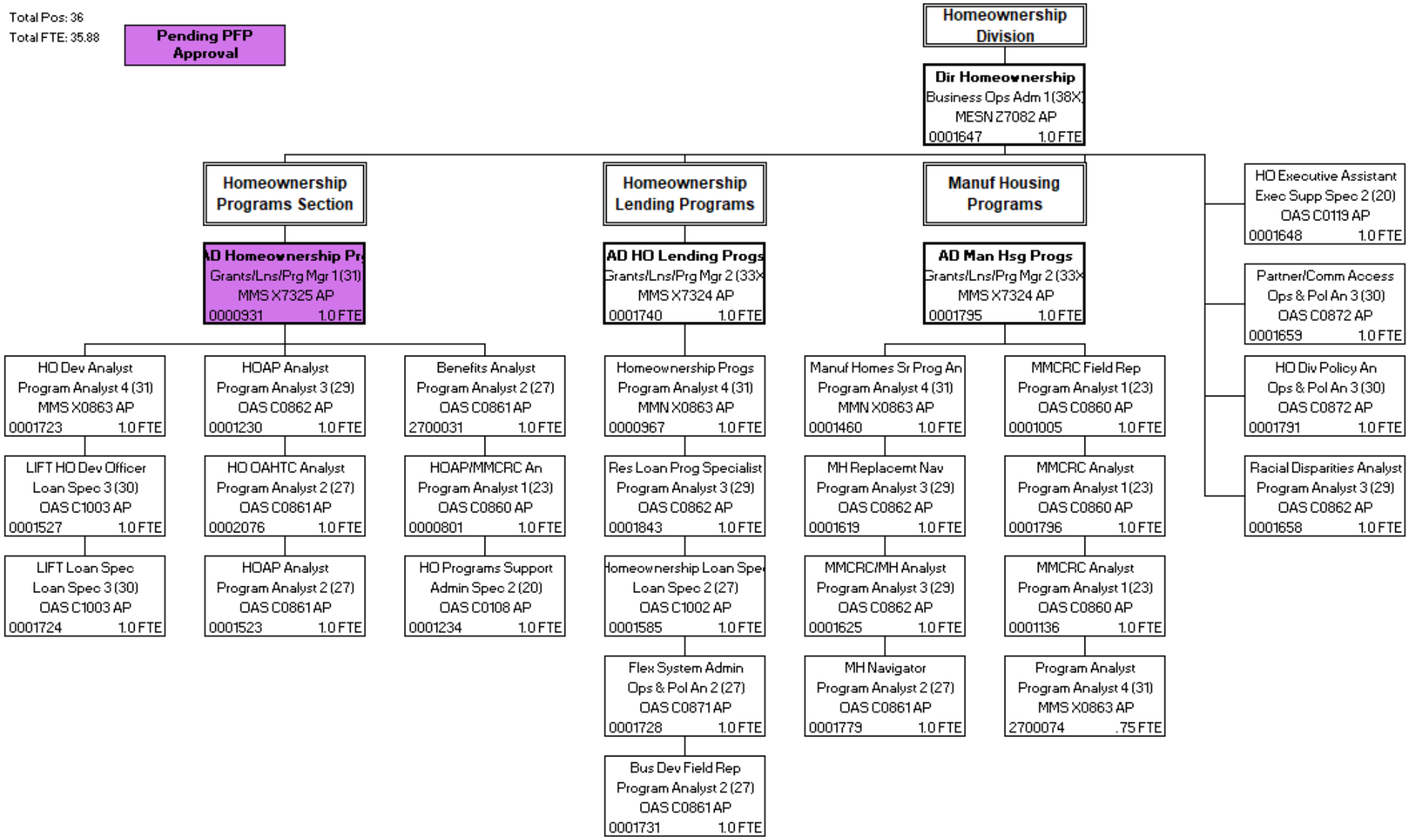

Single-Family 2027-29 Organizational Chart

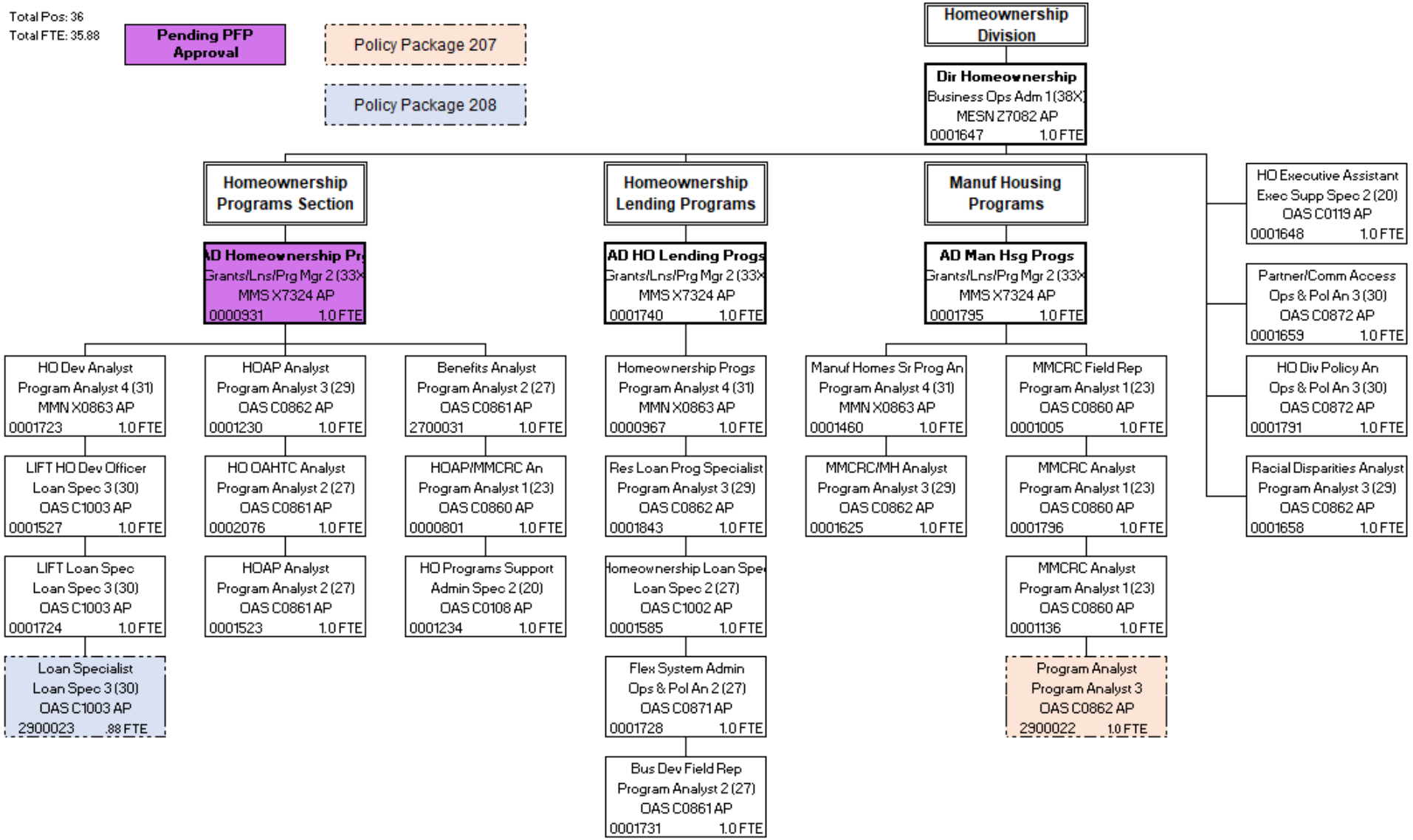

Single-Family Executive Summary

Long-Term Focus Area: Equitably supporting Oregonians to purchase, thrive, and stay in their home.
Program Contact: Talia Kahn-Kravis

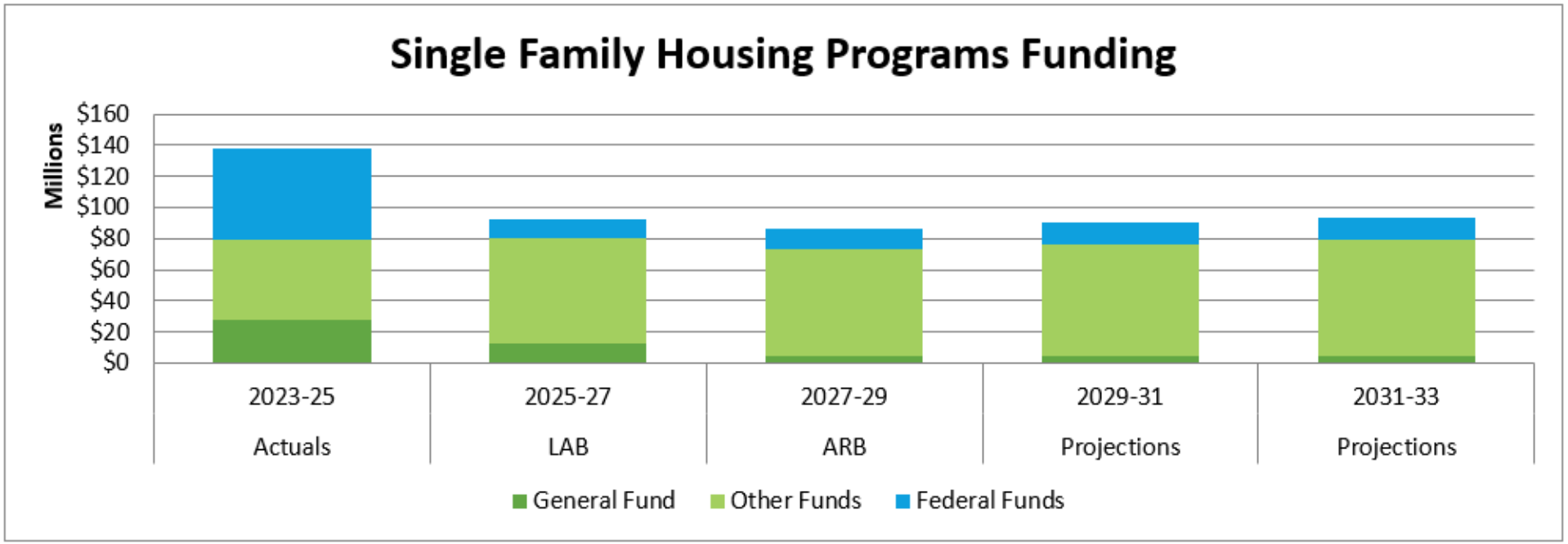

Program Overview

The Homeownership Division includes three sections: Homeownership Grants and Services, Homeownership Development, and Homeownership Lending, which work together to support Oregonians with low to moderate incomes in achieving and maintaining stable homeownership. Through competitive mortgage products, down payment assistance, and pre-purchase education and counseling, the division expands access to affordable homeownership opportunities statewide. It also helps existing homeowners remain safely housed by providing foreclosure counseling, essential health and safety repairs, and targeted resources for manufactured home households.

In addition, Homeownership Development Programs help address Oregon's shortage of affordable, for-purchase homes by funding local organizations to build and steward new attainable homes. Collectively, these programs serve Oregonians who are often underserved by traditional lenders and who may otherwise be unable to access homeownership or critical home-retention services. The division's work advances legislative priorities by strengthening housing stability, supporting equitable access to homeownership, and investing in long-term community vitality.

Program Funding Request

OHCS' funding for 2027-29 includes $100 million in Article XI-Q bonds for the Local Innovation and Fast Track Homeownership program to increase the supply of affordable homes for purchase and $7.5 million in bond funds to preserve manufactured home parks and prevent resident displacement. In addition, the request includes ongoing authority for one permanent position funded through Public Purpose Charge resources to support the Manufactured Home Replacement Program; this component is revenue neutral. These investments will lead to long-term housing stability for nearly 1,000 Oregon households, through 700 new permanently affordable homes, 250 preserved park spaces, and 35 safe, energy-efficient manufactured homes.

Single Family Housing Programs					
	23-25 Actuals	**25-27 LAB**	**27-29 ARB**	**29-31 Projections**	**31-33 Projections**
General Fund	$ 27,897,975	$ 13,010,773	$ 4,215,233	$ 4,320,515	$ 4,424,072
Lottery Funds	$ -	$ -	$ -	$ -	$ -
Other Funds	$ 51,165,837	$ 67,500,567	$ 69,443,972	$ 72,151,033	$ 74,839,079
Other Funds - Nonlimited	$ -	$ -	$ -	$ -	$ -
Federal Funds	$ 59,156,905	$ 12,131,667	$ 12,773,761	$ 13,413,854	$ 14,053,884
Federal Funds - Nonlimited	$ -	$ -	$ -	$ -	$ -
Total Funds	**$ 138,220,717**	**$ 92,643,007**	**$ 86,432,966**	**$ 89,885,402**	**$ 93,317,035**
Positions	43	31	31	31	31
FTE	30.75	28.00	30.88	30.88	30.88

BUDGET NARRATIVE

Program Description

For many Oregonians, homeownership can be a pathway to long-term stability, economic mobility and generational wealth. By creating pathways to homeownership, families achieve stability and in doing so increase availability of rental units on the market. The Homeownership Division delivers solutions and options for Oregonians to become homeowners. The division consists of three sections, each driven by the central goal of supporting Oregonians with low to moderate incomes attain and maintain homeownership. These sections expand access to homeownership through funding the construction of affordable homes for purchase, financial products such as competitive market-rate mortgages, down payment assistance, and pre-purchase education and counseling. The division assists homeowners to retain their homes through post-purchase education, foreclosure counseling, foreclosure assistance, health and safety repairs, and resources specific to manufactured housing. Using an equity and racial justice lens in all programming, policies, and operations, the Homeownership Division works to dismantle systemic housing barriers and create opportunities for those underrepresented as homeowners in Oregon.

Through the Homeownership Grants and Services Section, the department contracts with homeownership centers, local governments, public housing authorities, and other community-based nonprofit organizations that offer direct services to aspiring and current homeowners. In particular, a statewide network of homeownership centers serves as a one-stop shop for prospective and current homeowners. They provide down payment assistance, homebuyer education, pre- and post-purchase counseling, foreclosure counseling, and health and safety repair funding. This section also operates the Manufactured and Marina Communities Resource Center (MMCRC), which serves as an informational and referral hub for tenants and landlords in manufactured home parks and marina communities. The MMCRC maintains a statewide directory of manufactured home parks and marinas, supports landlord education, and connects tenants and landlords with relevant regulatory and community resources, including mediation and legal representation.

The Homeownership Development Section seeks to increase the supply of affordable homes for purchase by funding the development of housing that is aligned with community needs. Through the Local Innovation and Fast Track program, Homeownership Development has funded over 1,500 shared-equity homes. Through its Homeownership Development Incubator Program, OHCS funds pre-development work and development of homes on Tribal land, and supports new innovative models of affordable homeownership. Additionally, this section supports the preservation of entire manufactured

home communities to prevent tenant displacement and help replace aging and inefficient manufactured homes through the Manufactured Home Replacement Program.

Within the Homeownership Lending Section, OHCS offers two loan products through the Flex Lending program: FirstHome and NextStep. Flex Lending expands the reach of affordable homeownership lending activities by pairing a flexible mortgage product with down payment assistance and leveraging mortgage-backed securities. FirstHome is focused on first-time homebuyers. It offers competitive interest rates plus 4%-5% down payment assistance that can cover up to 100% of down payment and closing costs. NextStep removes the first-time buyer requirement, streamlines qualifying, and similarly provides a first mortgage bundled with a down payment assistance second mortgage that may be forgivable or repayable depending on income level. Both products are available through approved OHCS lenders.

Program Justification

Homeownership is one of the primary means through which families build wealth and achieve financial stability. While past government practices inflicted harm and burden on specific communities, OHCS sees it as a mandate to show, by example, how government can help make everyday life better and more affordable for all Oregonians. Promoting affordable homeownership not only enables households to build equity and intergenerational wealth but also provides a stable and secure environment for raising families and participating in community life.

In 2025, the Oregon Legislature established a goal of achieving a statewide homeownership rate "in aggregate and for each disaggregated racial or ethnic population" of 65.05% by 2030 (HB2698, 2025). Based on American Community Survey data, the current homeownership rate in Oregon is 63.2% but nearly 30 percentage points lower for Black or African Americans and Native Hawaiian and other Pacific Islanders, meaning, strategic investment and significant effort is needed to address these disparities and support progress toward the statewide benchmark.

In the coming biennium, OHCS seeks to expand its support for nonprofit developers using cost-efficient and innovative methods to increase supply of permanently affordable homes for purchase and focus on stability for manufactured home residents through park preservation and home replacements. These services fit within a continuum of tools and resources that OHCS offers to help Oregonians achieve homeownership and maintain long-term stability including, but not limited to, loan products, down payment assistance, education, counseling, mediation services, and home repair funding. These

programs represent key spokes of homeownership, and this biennium investment will allow OHCS to better keep pace with unmet demand across the state. OHCS expects to support over 9,000 Oregonians to achieve or maintain their dream of homeownership in the coming biennium.

Program Performance

Key success measures for Homeownership program performance are how many affordable homes for purchase were built; how many residential loans were financed; the number of people accessing homeownership centers for homebuyer education, financial literacy counseling, down payment assistance, and foreclosure counseling; and the ability of homeownership programs to help reduce the racial homeownership gap. Performance data for the last four biennia and current projections are outlined in the table below for OHCS key performance measures.

Homeownership Services	2019-21	2021-23	2023-25	2025-27	2027-29	2029-31	2031-33
Home Purchase (Oregon Bond Residential Loans and Flex Lending Program)[1]	1,046	985	1,383	1,675	2,000	2,500	3,000
Homeownership Centers[2] (Households Served)	6,980	5,022	6,240	6,400	6,550	6,700	6,850
Down Payment Assistance paired with lending products (Households Served)	N/A	N/A	521	1,050	1,200	1,500	1,800
Down Payment Assistance (HOAP, Construction Excise Taxes, Culturally Responsive, Rural) - (Households served)[3]	207	250	625	200	150	150	150

Homeownership Services	2019-21	2021-23	2023-25	2025-27	2027-29	2029-31	2031-33
Foreclosure Counseling/ Oregon Foreclosure Avoidance (Persons Served)[4]	665	1,105	1,575	1,143	N/A	N/A	N/A
Homeowner Assistance Fund[5] (Households Funded)	N/A	726	1328	390	N/A	N/A	N/A
Manufactured Homes (Homes replaced)	N/A	10	28	25	35	45	55
Homeownership Development (New homes funded)	208	496	540	500	700	900	1100
Manufactured Park Preservation (Spaces preserved)	135	671	346	192	250	300	350

[1]Data includes loans directly financed by OHCS Revenue bonds, and specific bond data is available in the "Bonds & Debt" section of the budget.

[2]Homeownership Center data reporting methods changed as of July 1, 2016. Previous data collection was based on the number of services provided, while the new method reports on households served. This is what has caused a lower number as of the 2019-21 biennium.

[3]This program did not receive General Funds in 2025-27, and the Document Recording Fees that fund HOAP are low, so volume is down. Projections are based primarily on CET receipts.

4This program is dependent on General Funds.

[5]The Homeowner Assistance Fund (HAF), launched on Nov. 30, 2021, and closes on Sept. 30, 2026.

Enabling Legislation and Program Authorization

Neither federal law nor the Oregon Constitution mandates housing, homeownership, and/or homeownership retention. However, because housing and homeownership are indicators of healthy, vital, and stable communities, federal and state policies encourage, promote, finance, and protect housing and homeownership as follows:

Authority	Program	Legislation
State	Bond Financing—Residential Loan Program	ORS 456
State	Increasing Homeownership, Retention	ORS 456.550, 458.655
State	Marinas & Manufactured Communities	ORS 446.515 – 446.547
State	Manufactured Home Decommissioning and Replacement Program	ORS 458.356-458.358
State	Manufactured Dwelling Park Preservation Loan Program	ORS 458.352
State	Local Innovation & Fast Track	ORS 456.515 – 456.725 & ORS 458.480-458.490
State	Homeownership Development Incubator Program	ORS 456.555
State	Statewide Homeownership Goals	Oregon Laws 2025, Chapter 202
Federal	Neighborhood Stabilization Program	Public Law 111-203
Federal	Homeowner Assistance Fund	American Rescue Plan Act, Public Law 117-2
Federal	Preservation and Reinvestment Initiative for Community Enhancement (PRICE)	Public Law 117-328

Funding Streams

Homeownership Programs are funded by Other Funds and federal funds as outlined below:

Funding Source	Program Name	Authorizing Legislation
Bond Financing	Residential Loan Program	ORS 456
Document Recording Fees	Home Ownership Assistance Program	ORS 294.187
U.S. Dept. of Housing & Urban Development	Neighborhood Stabilization Program	Public Law 111-203
U.S. Dept. of Housing & Urban Development	Preservation and Reinvestment Initiative for Community Enhancement (PRICE)	Public Law 117-328, Public Law 118-42
U.S. Treasury	Homeowner Assistance Fund	American Rescue Plan Act, Public Law 117-2
Manufactured home park registration fees, home assessments	Marinas and Manufactured Communities Resources	ORS 90.732, 90.734, 456.418

Comparison of 2027-29 Funding Proposal to 2025-27 Funding

OHCS' funding for 2027-29 maintains the Current Service Level for manufactured housing preservation. The Agency Requested Budget includes requests for an increase in bonding revenue that will support Local Innovation and Fast Track (LIFT) Homeownership. The request includes two permanent staff that support this work for LIFT, and manufactured housing replacement.

The Homeowner Assistance Fund (HAF) program anticipates making its final assistance payments in September 2026 and administratively winding up in 2025-27. No additional funds are expected but there will be a five-year monitoring period after approved closure. Down payment assistance, deployed by partners, will be funded solely from Construction Excise Taxes, rather than multiple sources, and the Foreclosure Avoidance Counseling program will cease if there are no General Funds for continuation.

Homeownership Programs Description

The Homeownership Division administers federal and state funds to support Oregonians across the full spectrum of homeownership, from preparing first-time buyers for purchase to helping existing homeowners remain safely and stably housed. Through education, counseling, consumer protection resources, affordable lending products, down payment assistance, manufactured housing programs, and critical repair and foreclosure-prevention services, the division equips households with the tools needed to enter homeownership, retain their homes, and build long-term financial security.

Its investments strengthen communities, preserve affordable housing, and expand equitable access to the wealth-building opportunities that homeownership provides with supply-side and community-based solutions. These programs benefit homebuyers with lower incomes who might not otherwise have access to homeownership options and traditional mortgage services. When people advance through the housing continuum into homeownership, it helps to free up existing rental housing stock, thereby increasing housing opportunities for all Oregonians.

OHCS seeks to proactively increase the supply of affordable homes by providing funding and technical assistance to homeownership developers. With state bonds and tax credits, OHCS supports the creation of new and diverse types of affordable, energy-efficient housing units for purchase that are aligned with local needs and typically remain affordable in perpetuity.

In addition to increasing the supply of affordable homes, OHCS preserves deeply affordable homeownership, through the Preservation of Manufactured Dwelling Parks program, which provides financing to nonprofits and resident groups to acquire, rehabilitate, and stabilize parks, preventing displacement and ensuring long-term affordability for current and future homeowners. These resources preserve a vital source of Oregon's naturally occurring affordable housing stock.

Many living in manufactured housing communities have no other option but to stay in aging and unsafe homes. The Manufactured Home Replacement Program offers subordinate loans and grants for decommissioning and disposal to owners of manufactured homes with low incomes who wish to replace their homes. These new, energy-efficient manufactured homes provide Oregonians with opportunities for economic and housing stability and improved health outcomes.

In addition to supply-side solutions, OHCS funding supports a safety net of resources for future and current homeowners. Many of these resources are provided by homeownership centers and community partners that serve as a vital entry point for aspiring homebuyers or struggling homeowners. These agencies provide trusted, community-based support to help Oregonians prepare for, achieve, and sustain homeownership. Through homebuyer readiness classes, financial coaching, down payment assistance, and post-purchase counseling, the centers equip households with the knowledge and tools needed for long-term stability. They also offer critical services such as health and safety repair assistance and foreclosure avoidance counseling, helping homeowners navigate financial challenges and remain safely housed with the support of certified counselors.

Through a vast network of approved lenders, OHCS provides affordable single-family loans to homebuyers with low to median incomes financed through the Flex Lending program. The program offers competitive-market interest rates and down payment assistance that can cover up to 100% of down payment and closing costs. Affordable, competitive-market rate residential loans allow homeowners to build wealth and achieve household stability, with an affordable monthly housing payment.

Additionally, the Manufactured and Marina Communities Resource Center (MMCRC) serves as an information hub and offers impartial conflict-resolution services and referrals to park owners and residents, fostering communication, cooperation, and long-term community stability.

Together, these homeownership programs create a powerful cumulative impact for Oregon. By pairing education, financial tools, preservation efforts, and affordable lending, OHCS helps households build equity, strengthen neighborhood stability, and secure long-term economic opportunities. As more Oregonians purchase, preserve, and sustain their homes, communities become stronger, generational wealth grows, and the benefits of a healthy homeownership ecosystem extend across the entire state, advancing opportunity, stability, and prosperity for all.

Essential Packages

010 Vacancy Factor and Non-ORPICS Personal Services

This package contains adjustments for vacancy savings. In 2027-29 budget development the vacancy savings calculation is 5% of the current service level for salaries and wages. The non-ORPICS-generated personal services inflation adjustment will be 4.9%. This package includes the Pension Obligation Bonds adjustment provided by the Department of Administrative Services Chief Financial Office.

020 Phase-In/Phase-Out Programs and One-Time Costs

Phased-in programs include new programs and expansions programs funded for less than 24 months during the prior biennium but require a full 24 months in the next biennium and reflect the added cost of the program above the 2027-29 base budget level.

Phase-outs are the result of decreased costs from the elimination of pilot or other programs and other one-time costs not funded in the 2027-29 biennium.

Phase-in for the Single-Family Housing Programs

None

Phase-outs for the Single-Family Housing Programs

- General Fund
  - Down Payment Assistance-Flex: $3.9M
  - Foreclosure Avoidance: $2.0M
  - Manufactured Dwelling Programs: $2.0M
  - LIFT Program Funds for Factory Produced Housing: $412K
- Other Funds
  - Down Payment Assistance with Flex Lending Programs: $7.3M
  - Manufactured Housing Programs: $2.0M

030 Inflation and Price List Adjustments

This package contains adjustments for inflation and other price list adjustments including State Government Service Charges and usage-based charges as directed by Department of Administrative Services. Examples:

- Standard Inflation: 4.9%
- Professional Services: 9.3%

ESSENTIAL AND POLICY PACKAGE FISCAL IMPACT SUMMARY

Housing & Community Svcs Dept
Pkg: 010 - Vacancy Factor and Non-ORPICS Personal Services

Cross Reference Name: Single Family Housing Programs
Cross Reference Number: 91400-040-00-00-00000

Description	General Fund	Lottery Funds	Other Funds	Federal Funds	Nonlimited Other Funds	Nonlimited Federal Funds	All Funds
Revenues							
General Fund Appropriation	16,594	-	-	-	-	-	16,594
Total Revenues	**$16,594**	**-**	**-**	**-**	**-**	**-**	**$16,594**
Personal Services							
Mass Transit Tax	(4,456)	-	6,386	-	-	-	1,930
Vacancy Savings	21,050	-	(63,685)	(130)	-	-	(42,765)
Total Personal Services	**$16,594**	**-**	**($57,299)**	**($130)**	**-**	**-**	**($40,835)**
Total Expenditures							
Total Expenditures	16,594	-	(57,299)	(130)	-	-	(40,835)
Total Expenditures	**$16,594**	**-**	**($57,299)**	**($130)**	**-**	**-**	**($40,835)**
Ending Balance							
Ending Balance	-	-	57,299	130	-	-	57,429
Total Ending Balance	**-**	**-**	**$57,299**	**$130**	**-**	**-**	**$57,429**

ESSENTIAL AND POLICY PACKAGE FISCAL IMPACT SUMMARY

Housing & Community Svcs Dept
Pkg: 022 - Phase-out Pgm & One-time Costs

Cross Reference Name: Single Family Housing Programs
Cross Reference Number: 91400-040-00-00-00000

Description	General Fund	Lottery Funds	Other Funds	Federal Funds	Nonlimited Other Funds	Nonlimited Federal Funds	All Funds
Beginning Balance							
Beginning Balance Adjustment	-	-	-	-	-	-	-
Total Beginning Balance	**-**	**-**	**-**	**-**	**-**	**-**	**-**
Revenues							
General Fund Appropriation	(8,311,781)	-	-	-	-	-	(8,311,781)
Transfer from General Fund	-	-	(5,900,000)	-	-	-	(5,900,000)
Total Revenues	**($8,311,781)**	**-**	**($5,900,000)**	**-**	**-**	**-**	**($14,211,781)**
Services & Supplies							
Professional Services	(411,781)	-	-	-	-	-	(411,781)
Total Services & Supplies	**($411,781)**	**-**	**-**	**-**	**-**	**-**	**($411,781)**
Special Payments							
Intra-Agency Gen Fund Transfer	(5,900,000)	-	-	-	-	-	(5,900,000)
Loans Made - Other	-	-	-	-	-	-	-
Other Special Payments	(2,000,000)	-	(9,255,715)	-	-	-	(11,255,715)
Total Special Payments	**($7,900,000)**	**-**	**($9,255,715)**	**-**	**-**	**-**	**($17,155,715)**
Total Expenditures							
Total Expenditures	(8,311,781)	-	(9,255,715)	-	-	-	(17,567,496)
Total Expenditures	**($8,311,781)**	**-**	**($9,255,715)**	**-**	**-**	**-**	**($17,567,496)**

_____ Agency Request **_____ Governor's Budget** **_____ Legislatively Adopted**
2027-29 Biennium **Page _____** **Essential and Policy Package Fiscal Impact Summary - BPR013**

ESSENTIAL AND POLICY PACKAGE FISCAL IMPACT SUMMARY

Housing & Community Svcs Dept
Pkg: 022 - Phase-out Pgm & One-time Costs

Cross Reference Name: Single Family Housing Programs
Cross Reference Number: 91400-040-00-00-00000

Description	General Fund	Lottery Funds	Other Funds	Federal Funds	Nonlimited Other Funds	Nonlimited Federal Funds	All Funds
Ending Balance							
Ending Balance	-	-	3,355,715	-	-	-	3,355,715
Total Ending Balance	**-**	**-**	**$3,355,715**	**-**	**-**	**-**	**$3,355,715**

ESSENTIAL AND POLICY PACKAGE FISCAL IMPACT SUMMARY

Housing & Community Svcs Dept
Pkg: 031 - Standard Inflation

Cross Reference Name: Single Family Housing Programs
Cross Reference Number: 91400-040-00-00-00000

Description	General Fund	Lottery Funds	Other Funds	Federal Funds	Nonlimited Other Funds	Nonlimited Federal Funds	All Funds
Revenues							
General Fund Appropriation	96,036	-	-	-	-	-	96,036
Total Revenues	**$96,036**	**-**	**-**	**-**	**-**	**-**	**$96,036**
Services & Supplies							
Instate Travel	1,166	-	1,573	-	-	-	2,739
Out of State Travel	-	-	789	-	-	-	789
Employee Training	905	-	1,443	-	-	-	2,348
Office Expenses	2,086	-	2,732	-	-	-	4,818
Telecommunications	734	-	1,026	-	-	-	1,760
Data Processing	771	-	796	-	-	-	1,567
Publicity and Publications	-	-	181	-	-	-	181
Professional Services	5,580	-	25,711	174,375	-	-	205,666
IT Professional Services	202	-	107	-	-	-	309
Attorney General	1,411	-	3,908	-	-	-	5,319
Employee Recruitment and Develop	173	-	91	-	-	-	264
Dues and Subscriptions	11	-	91	-	-	-	102
Facilities Maintenance	-	-	31	-	-	-	31
Other Services and Supplies	14,548	-	13,319	-	-	-	27,867
Expendable Prop 250 - 5000	1,079	-	449	-	-	-	1,528
IT Expendable Property	1,133	-	2,232	-	-	-	3,365
Total Services & Supplies	**$29,799**	**-**	**$54,479**	**$174,375**	**-**	**-**	**$258,653**
Special Payments							
Dist to Cities	-	-	-	40,305	-	-	40,305

_____ Agency Request
2027-29 Biennium

_____ Governor's Budget
Page _____

_____ Legislatively Adopted
Essential and Policy Package Fiscal Impact Summary - BPR013

ESSENTIAL AND POLICY PACKAGE FISCAL IMPACT SUMMARY

Housing & Community Svcs Dept
Pkg: 031 - Standard Inflation

Cross Reference Name: Single Family Housing Programs
Cross Reference Number: 91400-040-00-00-00000

Description	General Fund	Lottery Funds	Other Funds	Federal Funds	Nonlimited Other Funds	Nonlimited Federal Funds	All Funds
Special Payments							
Dist to Counties	-	-	14,251	-	-	-	14,251
Dist to Non-Gov Units	-	-	-	98,000	-	-	98,000
Dist to Non-Profit Organizations	66,237	-	632,996	-	-	-	699,233
Loans Made - Other	-	-	201,822	-	-	-	201,822
Other Special Payments	-	-	1,617,761	360,836	-	-	1,978,597
Total Special Payments	**$66,237**	**-**	**$2,466,830**	**$499,141**	**-**	**-**	**$3,032,208**
Total Expenditures							
Total Expenditures	96,036	-	2,521,309	673,516	-	-	3,290,861
Total Expenditures	**$96,036**	**-**	**$2,521,309**	**$673,516**	**-**	**-**	**$3,290,861**
Ending Balance							
Ending Balance	-	-	(2,521,309)	(673,516)	-	-	(3,194,825)
Total Ending Balance	**-**	**-**	**($2,521,309)**	**($673,516)**	**-**	**-**	**($3,194,825)**

Policy Package #207: ECHO to MH Replacement

Package Description

Start date: 7/1/27

The Manufactured Home Replacement Program (MHRP) prevents displacement and homelessness by preserving homeownership and improving energy efficiency through the replacement of older, unsafe, and uninhabitable manufactured homes. Oregon's Public Purpose Charge (PPC) allocates 0.55% of utility revenues for low-income weatherization through OHCS' Energy Conservation Helping Oregonians (ECHO) program. OHCS would like to dedicate a portion of these funds to MHRP to continue operating the program in a way that aligns with PPC requirements, advances energy efficiency, and provides safety and stability to households with low incomes. This policy option package (POP) does not request new funding and does not amend statute. This is an existing program with a limited duration Housing Navigator position that will expire at the end of the 2023-25 biennium. Through this POP, OHCS is asking for legislative authority to make the housing navigator position, which is essential for running the program, permanent.

Purpose

Manufactured housing is Oregon's largest source of unsubsidized affordable housing. There are about 140,000 manufactured homes in Oregon, most of which were built before 1980 and are now beyond their useful lifespan. Many of these older manufactured homes are in such severe disrepair that replacing them is the only cost-effective way to achieve meaningful energy-efficiency improvements. These unsafe, aging units leave Oregonians with low incomes in unhealthy, energy-inefficient conditions with high utility burdens and increasing housing instability. By prioritizing these households for PPC weatherization funds, OHCS can deliver substantial energy efficiency gains while also reducing the risk of displacement or homelessness for residents who cannot afford repairs or replacement. Directing a portion of PPC funds to the MHRP will help vulnerable Oregonians stay safely housed in efficient, modern homes and age in place in their communities. This package ensures that OHCS has the necessary staff to provide technical assistance to applicants and provide case management and construction coordination for the replacement projects. While this POP is not asking for funding, if this

package does not pass, OHCS will not have the essential staff with skills and capacity to run the program and there will be no option for manufactured homeowners with low incomes to stay safely in their homes.

How Achieved

The MHRP, established in Oregon statute in 2019 (ORS.458.356), prevents displacement and homelessness by preserving homeownership and improving energy efficiency through the replacement of older, unsafe, and uninhabitable manufactured homes. The program serves households with very low to extremely low incomes, seniors, veterans, and other underserved residents living in manufactured homes built prior to 1995. The MHRP typically provides support in the form of a decommission grant up to $15,000 and a forgivable loan for the home replacement that averages about $125,000. Since its inception, MHRP has replaced over 100 homes.

Historically, MHRP has been funded with General Fund. This proposal creates a permanent funding pathway to continue the program sustainably without further General Fund requests. Public Purpose Charge (PPC) statute (ORS 757.612) already allows for PPC funds to be spent on manufactured home replacement. This POP formalizes the ongoing allocation of funds to MHRP, allows for a permanent position, and supports the alignment of goals for both programs.

Once this POP is passed, OHCS will reclassify the housing navigator to a permanent position and continue operating the program. OHCS has been opening its application portal on an annual basis as funding allows. During short application windows, OHCS receives hundreds of applications. Passing this POP will allow OHCS to confidently reopen the application portal, support manufactured homeowners to submit complete applications, select qualified applicants, and work with each homeowner to complete their replacement project (typically a three- to nine-month process). OHCS will have a set-aside for community action agency referrals and work with other key community partners that own, operate, or support manufactured home parks and homeowners.

BUDGET NARRATIVE

Staffing Impact

The manufactured housing navigator is a limited duration program analyst 3 position that will phase out at the end of the 2025-27 biennium. This request asks for the PA3 position to continue as permanent and full time from the 2027-29 biennium onward, moving it to the appropriate SCR/DCR for use.

The manufactured housing navigator has technical knowledge and provides on-the-ground capacity essential for running the program. The navigator helps applicants get proper title documentation and cost estimates to have a complete application package. Once a homeowner is selected for funding, the navigator maintains regular communication with the homeowner, contractor teams, and program staff to monitor manufacturing, readiness, delivery, and site activities. The navigator goes out to the site to make sure the work was done properly before the homeowner moves back in. The program would not be possible without this position.

Quantifying Results

OHCS expects to allocate $2.6 million of PPC funds per year to MHRP. With that funding, OHCS expects to replace about 35 homes per biennium, which will have life-changing impacts for over 100 people, primarily families with kids and senior households aging in place.

While program impact is measured in terms of number of homes replaced and residents within each home, long-term benefits of replacement include energy savings, homelessness prevention, and improved health outcomes. For many residents living in deteriorating homes at risk of structural failure, replacement is a crucial intervention that prevents homelessness and restores long-term housing security. A new home dramatically reduces monthly utility costs by about $25,000 in lifetime energy savings, while also delivering meaningful environmental benefits through improved efficiency and reduced energy consumption. Health outcomes improve as well. Safe insulation, dry interiors, and the elimination of mold and moisture hazards lead to lower respiratory issues, fewer medical emergencies, and reduced long-term healthcare costs. Together, these savings and improved living conditions make manufactured home replacement one of the most cost-effective strategies for stabilizing vulnerable households and strengthening community well-being.

BUDGET NARRATIVE

To ensure equitable impact of the program, during application review OHCS prioritizes geographic distribution, larger household sizes, lower-income households, households living in older homes, and senior households. This investment supports homeowners who have had the fewest resources to maintain aging units, ensuring they can remain in their communities while benefiting from safer homes and lower costs.

Revenue Sources

Description	General Fund	Other Funds	Federal Funds	Total Funds
Personal Services		$302,300		**$302,300**
Services & Supplies		$20,780		**$20,780**
Special Payments		$0		**$0**
Total Package #	**$0**	**$323,080**	**$0**	**$323,080**

ESSENTIAL AND POLICY PACKAGE FISCAL IMPACT SUMMARY

Housing & Community Svcs Dept
Pkg: 207 - Shift ECHO for Manufactured Home Replacement

Cross Reference Name: Single Family Housing Programs
Cross Reference Number: 91400-040-00-00-00000

Description	General Fund	Lottery Funds	Other Funds	Federal Funds	Nonlimited Other Funds	Nonlimited Federal Funds	All Funds
Revenues							
Other Revenues	-	-	323,080	-	-	-	323,080
Total Revenues	**-**	**-**	**$323,080**	**-**	**-**	**-**	**$323,080**
Personal Services							
Class/Unclass Sal. and Per Diem	-	-	193,464	-	-	-	193,464
Empl. Rel. Bd. Assessments	-	-	79	-	-	-	79
Public Employees' Retire Cont	-	-	47,824	-	-	-	47,824
Social Security Taxes	-	-	14,800	-	-	-	14,800
Paid Family Medical Leave Insurance	-	-	774	-	-	-	774
Worker's Comp. Assess. (WCD)	-	-	38	-	-	-	38
Mass Transit Tax	-	-	1,161	-	-	-	1,161
Flexible Benefits	-	-	44,160	-	-	-	44,160
Total Personal Services	**-**	**-**	**$302,300**	**-**	**-**	**-**	**$302,300**
Services & Supplies							
Instate Travel	-	-	1,800	-	-	-	1,800
Employee Training	-	-	1,425	-	-	-	1,425
Office Expenses	-	-	3,240	-	-	-	3,240
Telecommunications	-	-	1,080	-	-	-	1,080
Data Processing	-	-	1,320	-	-	-	1,320
Employee Recruitment and Develop	-	-	215	-	-	-	215
Other Services and Supplies	-	-	4,900	-	-	-	4,900
Expendable Prop 250 - 5000	-	-	4,300	-	-	-	4,300

_____ Agency Request
2027-29 Biennium

_____ Governor's Budget
Page _____

_____ Legislatively Adopted
Essential and Policy Package Fiscal Impact Summary - BPR013

ESSENTIAL AND POLICY PACKAGE FISCAL IMPACT SUMMARY

Housing & Community Svcs Dept
Pkg: 207 - Shift ECHO for Manufactured Home Replacement

Cross Reference Name: Single Family Housing Programs
Cross Reference Number: 91400-040-00-00-00000

Description	General Fund	Lottery Funds	Other Funds	Federal Funds	Nonlimited Other Funds	Nonlimited Federal Funds	All Funds
Services & Supplies							
IT Expendable Property	-	-	2,500	-	-	-	2,500
Total Services & Supplies	**-**	**-**	**$20,780**	**-**	**-**	**-**	**$20,780**
Total Expenditures							
Total Expenditures	-	-	323,080	-	-	-	323,080
Total Expenditures	**-**	**-**	**$323,080**	**-**	**-**	**-**	**$323,080**
Ending Balance							
Ending Balance	-	-	-	-	-	-	-
Total Ending Balance	**-**	**-**	**-**	**-**	**-**	**-**	**-**
Total Positions							
Total Positions							1
Total Positions	**-**	**-**	**-**	**-**	**-**	**-**	**1**
Total FTE							
Total FTE							1.00
Total FTE	**-**	**-**	**-**	**-**	**-**	**-**	**1.00**

_____ Agency Request
2027-29 Biennium

_____ Governor's Budget
Page _____

_____ Legislatively Adopted
Essential and Policy Package Fiscal Impact Summary - BPR013

POS116 - Net Package Fiscal Impact Report ***Single Family Housing Programs***

2027-29 Biennium **Cross Reference Number: 91400-040-00-00-00000**

Agency Request Budget **Package Number: 207**

Position Number	Auth No	Workday Id	Classification	Classification Name	Sal Rng	Pos Type	Mos	Step	Rate	Salary	OPE	Total	Pos Cnt	FTE
2900022	1452205		OAS C0862 A P	PROGRAM ANALYST 3	29	PF	24	5	8,061	193,464	107,675	301,139	1	1.00
				General Funds						**0**	**0**	**0**		
				Lottery Funds						**0**	**0**	**0**		
				Other Funds						**193,464**	**107,675**	**301,139**		
				Federal Funds						**0**	**0**	**0**		
				Total Funds						**193,464**	**107,675**	**301,139**	**1**	**1.00**

DAS Racial Equity Impact Statement (REIS): Worksheet Policy Option Package (POP) Questions

Please describe the POP being proposed:

The Manufactured Home Replacement Program (MHRP) prevents displacement and homelessness by preserving homeownership and improving energy efficiency through the replacement of older, unsafe, and uninhabitable manufactured homes. Oregon's Public Purpose Charge (PPC) allocates 0.55% of utility revenues for low-income weatherization through OHCS' Energy Conservation Helping Oregonians (ECHO) program. OHCS would like to dedicate a portion of these funds to its Manufactured Housing Replacement Program (MHRP) to continue operating the program in a way that aligns with PPC requirements, advances energy efficiency, and provides safety and stability to low-income households with low incomes. This policy option package (POP) does not request new funding and does not amend statute.

Why is the POP being proposed?

Manufactured housing is Oregon's largest source of unsubsidized affordable housing. There are about 140,000 manufactured homes in Oregon, most of which were built before 1980 and are now beyond their useful lifespan. Many of these older manufactured homes are in such severe disrepair that replacing them is the only cost-effective way to achieve meaningful energy- efficiency improvements. These unsafe, aging units leave Oregonians with low incomes in unhealthy, energy- inefficient conditions with high utility burdens and increasing housing instability. By prioritizing these households for PPC weatherization funds, OHCS can deliver substantial energy-efficiency gains while also reducing the risk of displacement or homelessness for residents who cannot afford repairs or replacement. Directing a portion of PPC funds to the MHRP will help vulnerable Oregonians remain safely housed in energy-efficient, modern homes and age in place in their communities.

Who is completing this REIS?

Kari Hodai, manufactured homes program manager

Who is responsible for tracking equity outcomes?

Kari Hodai

What method(s) are they using to track outcomes?

Analysis of application data and program data

Does your agency have a DEIB practitioner?

Yes

How did the agency collaborate on this REIS?

OHCS staff collaborated with community action agencies, energy partners, and other community partners to research demographics in all 36 Oregon counties to identify geographic areas where manufactured housing communities may be located within the state that may not have been previously served or underserved by the program. OHCS staff collected demographic data as part of the application process specific to racial and ethnic identity, age, disability, household size, income, and veteran status.

Identify the specific racial groups and communities that may be impacted by this POP, both directly and indirectly. In your answer, include responses to the following questions:

1. **How did you identify these impacted groups?**
   Community action agencies, energy partners, and community partners working statewide within local manufactured home communities collaborated with OHCS to identify underserved communities throughout the state.

   OHCS staff collected demographic data as part of the application process specific to racial and ethnic identity, age, disability, household size, income, and veteran status.

Using the combined input from community partners and demographic data gathered from program applicants, OHCS identified that owners of manufactured homes who identify as Hispanic, Latino/a, living in rural communities, large families, and those over age 65 with very low incomes may be impacted by this POP.

2. **What data are you using to validate your assessment? If possible, use outreach and engagement feedback to gather information and insight.**

   Information gathered from public partners, community action agencies, energy partners, and community partners working in direct service with manufactured housing communities throughout the state. OHCS staff collected demographic data as part of the application process specific to racial and ethnic identity, age, disability, household size, income, and veteran status.

3. **If possible, disaggregate the data by race, ethnicity, geography, income level, and other relevant characteristics. If disaggregated data is not available, please describe why.**

   According to national data, 30% of manufactured home park residents are Hispanic, 25% are non-Hispanic-white, and 20% are Black. Residents tend to be older (65% of residents are over 50), with low incomes, and 15% have a disability. Most manufactured home park residents own their home, and because manufactured housing is often the most affordable option available, the loss of that home would put many at serious risk of homelessness.

   Demographic data on six manufactured parks preserved through the Manufactured Housing Preservation program within the last six years provides more insight on resident demographics in Oregon. Survey respondents were 83% white, 12% Latino/Hispanic, 2% Asian, and 1% Black. Additionally, 66% were seniors, 22% have a disability, and 10% were veterans.

   MHRP is intentional in efforts to engage with manufactured home owners and communities of color and/or whose primary language may not be English. MHRP information materials and applications are available in Spanish. MHRP gathers voluntary demographic information (gender, race, ethnicity, age, veteran) with program

applications to achieve equity in outcomes. Of MHRP demographic data gathered from 2021 to 2025 from participants who chose to respond to demographic questions on their application, 21% identified as people of color. Of those that received replacements, 31% of MHRP participants identify as people of color and 17% identify as Hispanic/Latino.

How are communities impacted by this POP? What are the disproportionate impacts? Please be specific.

The Manufactured Home Replacement Program operates on limited funding and has replaced about 74 homes since its inception in 2019. The program has replaced at least one manufactured home in each county with an effort to address racial disparity. There are some manufactured home parks within the state where most of the homeowners identify as Hispanic/Latino. The agency has identified that most of the homes in these parks meet eligibility for MHRP funding.

MHRP prevents displacement and homelessness by preserving homeownership and improving energy efficiency. The monthly energy cost burden of an older manufactured home for a household with low income can be significant. When this energy cost burden is combined with mounting home repair costs, displacement is often the inevitable outcome.

How did you ensure multiple perspectives were part of the decision-making process for this POP? In your answer, include responses to the following questions:

1. **Identify how you have or are planning to engage multiple perspectives and impacted groups to provide feedback on this POP (e.g., program design, budget, policy decisions, etc.). Please give specific examples.**
   Using the combined input from community partners and demographic data gathered from program applicants, OHCS identified that owners of manufactured homes who identify as Hispanic, Latino/a, living in rural communities, large families, and those over age 65 with very low incomes may be impacted by this POP. OHCS plans to continue to engage with community partners who provide direct services within these communities to gather feedback to ensure that POP design, budget, and program policy decisions are aligned to meet the needs of underserved communities. The Department made sure to include different points of view by asking community

partners and agencies of different backgrounds, experiences, and jobs to share their ideas. After gathering the feedback, we reviewed the information collected, using clear standards for fairness and equity.

Impacts and Accountability

1. **If this POP is not funded, please describe the following:**

   a. **Which racial or ethnic communities would be most impacted.**

      MHRP prevents displacement and homelessness by preserving homeownership and improving energy efficiency through the replacement of older, unsafe, and uninhabitable manufactured homes. The program serves Oregonians with low to very low incomes, a large portion of whom are Hispanic and Latino/a, senior, and/or living in rural areas.

   b. **How disparities would likely persist or worsen.**

      Manufactured homes built prior to 1995, the year HUD adopted improved energy and building material standards, become less energy inefficient and grow in disrepair as they age. Manufactured homes built prior to these standards were not built with an intended lifespan beyond roughly 35 years. Despite their wide availability as part of Oregon's unsubsidized affordable housing stock, for owners of these older manufactured homes with low incomes, risk of homelessness when these homes become uninhabitable remains high. Living in these homes presents safety and health concerns, especially for seniors, which make up a large portion of residents.

2. **Who will be monitoring racial equity outcomes over time for this POP?**

   OHCS Homeownership Development Team

   a. **How will progress be reported?**

      Quarterly reporting on demand, applications, and project progress

b. How will leadership be informed of equity impacts?

Quarterly reporting on demand, applications, and project progress

c. How will the community be involved in monitoring outcomes?

The Manufactured Housing Advisory Committee, consisting of many external stakeholders, receive bimonthly updates about the program. Additionally, OHCS staff provide annual program reports to Housing Stability Council.

Policy Package #208: Lift HO XI-Q Position Ask

Package Description

This package funds one permanent full-time loan specialist 3 position, supported by agency Other Funds, to help with expanded volume and compliance. This LS3 will help with expanded volume and compliance. Currently, the Homeownership Development team has two development officers (LS3s) managing 102 projects (and counting). These staff work with developers through application and underwriting, loan closing, development, completion, and monitoring that continues for up to 40 years. Over 75% of our current portfolio is in the underwriting and development stage, the phases at which development officers provide the most time-intensive support. As the program expands its portfolio and onboards more projects, OHCS needs more additional to steward the funds effectively. Pricing for 21 months is 0.88.

Purpose

The Local Innovation and Fast Track (LIFT) Homeownership program advances state production goals by supporting the construction of permanently affordable homes for Oregonians with low and moderate incomes. Capitalizing LIFT at $150 million for the next biennium will allow the agency to support projects that are shovel ready and will lead to the construction and delivery of about 750 new homes over the next three to four years, accelerating Oregon's progress toward meeting its homeownership needs.

BUDGET NARRATIVE

The 2026 Oregon Housing Needs Analysis projects a statewide need of nearly 500,000 new homes over the next 20 years to keep pace with population growth and household formation. In 2025, the Legislature reinforced this mandate through HB 2698, establishing homeownership as a core component of the state's housing strategy and setting a goal of increasing Oregon's homeownership rate to 65.05% by 2030. LIFT is the state's primary mechanism to support the development of affordable homes for purchase. By expanding access to stable, affordable homeownership through LIFT, the state can strengthen economic mobility, ease pressure on rental markets, and contribute to a more balanced and resilient housing system statewide.

Without dedicated capacity, the growing number of complex projects would create bottlenecks, extend processing timelines, and strain existing staff. Adding an LS3 ensures OHCS can maintain timely, compliant, and high-quality service delivery while keeping projects on schedule and supporting successful outcomes for applicants and communities.

How Achieved

LIFT Homeownership funds nonprofit developers to actualize shovel-ready, equity- and community-oriented projects that will be attainable to homebuyers with incomes at or below 80% of the area median income. Under the required shared-equity model, homes stay affordable for future buyers with low to moderate incomes permanently, while original homeowners still gain limited equity upon resale.

The program has been oversubscribed for the past three biennia as nonprofit development capacity has grown, leaving hundreds of shovel-ready homes awaiting gap funding and homebuyers ready to move in. Funding LIFT for the next biennium will allow the agency to support the construction and delivery of about 750 new homes over the next three to four years, accelerating Oregon's progress toward meeting its homeownership goals. A $50 million innovation set-aside will fund projects that show measurable time and cost efficiencies, including factory-produced housing, employer-subsidized workforce housing, permit-streamlined developments, and other innovative building methods that accelerate delivery of quality, affordable homes.

The new LS3 will be onboarded at the start of the biennium and will receive the necessary training to support projects funded through the 2027–2029 Homeownership Development Notice of Funding Availability. Once trained, this position will

be prepared to assist applicants throughout the full project lifecycle, including due diligence, loan closing, project completion, and ongoing monitoring. Establishing this role is critical to managing the increase in loan volume expected in the coming biennium with the quality and care that program participants expect and deserve.

Staffing Impact

OHCS is requesting legislative authority for one permanent FTE loan specialist 3, supported by LIFT program charges. This LS3 will help with expanded volume and compliance. Currently, the Homeownership Development team has two development officers (LS3s) managing 102 projects (and counting). These staff work with developers through application and underwriting, loan closing, development, completion, and monitoring that continues for up to 40 years. Over 75% of our current portfolio is in the underwriting and development stage, the phases at which development officers provide the most time-intensive support. As the program expands its portfolio and onboard more projects, OHCS needs more capacity to steward the funds effectively. Pricing for 21 months is 0.88.

Quantifying Results

LIFT homes are typically family-sized with multiple bedrooms and households averaging 3.6 people. Most LIFT homebuyers are female heads of household and nearly half of LIFT occupants are children. Of LIFT homebuyers, 18% identify as Latino/Hispanic and 33% identify as people of color, reflecting the program's focus on supporting communities historically underrepresented in homeownership.

At an average subsidy of $200,000 per home, the $150M LIFT investment would fund 750 new homes, creating stable residences for 2,700 Oregonians, including more than 1,200 children. LIFT recipients engage community members in home design and provide robust pre- and post-purchase support, helping homebuyers successfully navigate the homeownership journey and maintain long-term stability. This support leads to better outcomes for first-time homeowners and better representation of populations underrepresented as homeowners in Oregon.

The design and implementation of the LIFT Homeownership program was built with extensive outreach to local partners, including culturally specific organizations and rural developers serving populations most underserved in homeownership. All

BUDGET NARRATIVE

LIFT projects must meet standards for inclusive outreach, community engagement, and responsiveness to the needs of local communities. These requirements ensure that investments directly address disparities in access to homeownership and contribute to more equitable outcomes across Oregon.

Additionally, the $50 million innovation set-aside will further the evidence base for understanding how emerging housing strategies can improve the delivery of quality, affordable homes in Oregon. By funding projects that use factory-produced methods and leverage employer support, permit-streamlining strategies, and other innovative construction approaches, OHCS can measure real-world impacts on time, cost, and efficiency. This set-aside will help the state assess which approaches yield the greatest return on public investment, provide the clearest value for future funding decisions, and support more strategic, results-driven resource allocation over time.

Revenue Sources

Description	General Fund	Other Funds	Federal Funds	Total Funds
Personal Services		$275,295		**$275,295**
Services & Supplies		$19,887		**$19,887**
Special Payments				
Total Package #		**$295,182**		**$295,182**

ESSENTIAL AND POLICY PACKAGE FISCAL IMPACT SUMMARY

Housing & Community Svcs Dept
Pkg: 208 - LIFT HOD (XI-Q)

Cross Reference Name: Single Family Housing Programs
Cross Reference Number: 91400-040-00-00-00000

Description	General Fund	Lottery Funds	Other Funds	Federal Funds	Nonlimited Other Funds	Nonlimited Federal Funds	All Funds
Revenues							
Other Revenues	-	-	295,182	-	-	-	295,182
Total Revenues	**-**	**-**	**$295,182**	**-**	**-**	**-**	**$295,182**
Personal Services							
Class/Unclass Sal. and Per Diem	-	-	177,366	-	-	-	177,366
Empl. Rel. Bd. Assessments	-	-	70	-	-	-	70
Public Employees' Retire Cont	-	-	43,845	-	-	-	43,845
Social Security Taxes	-	-	13,568	-	-	-	13,568
Paid Family Medical Leave Insurance	-	-	709	-	-	-	709
Worker's Comp. Assess. (WCD)	-	-	33	-	-	-	33
Mass Transit Tax	-	-	1,064	-	-	-	1,064
Flexible Benefits	-	-	38,640	-	-	-	38,640
Total Personal Services	**-**	**-**	**$275,295**	**-**	**-**	**-**	**$275,295**
Services & Supplies							
Instate Travel	-	-	1,584	-	-	-	1,584
Employee Training	-	-	1,425	-	-	-	1,425
Office Expenses	-	-	2,851	-	-	-	2,851
Telecommunications	-	-	950	-	-	-	950
Data Processing	-	-	1,162	-	-	-	1,162
Employee Recruitment and Develop	-	-	215	-	-	-	215
Other Services and Supplies	-	-	4,900	-	-	-	4,900
Expendable Prop 250 - 5000	-	-	4,300	-	-	-	4,300

ESSENTIAL AND POLICY PACKAGE FISCAL IMPACT SUMMARY

Housing & Community Svcs Dept
Pkg: 208 - LIFT HOD (XI-Q)

Cross Reference Name: Single Family Housing Programs
Cross Reference Number: 91400-040-00-00-00000

Description	General Fund	Lottery Funds	Other Funds	Federal Funds	Nonlimited Other Funds	Nonlimited Federal Funds	All Funds
Services & Supplies							
IT Expendable Property	-	-	2,500	-	-	-	2,500
Total Services & Supplies	**-**	**-**	**$19,887**	**-**	**-**	**-**	**$19,887**
Total Expenditures							
Total Expenditures	-	-	295,182	-	-	-	295,182
Total Expenditures	**-**	**-**	**$295,182**	**-**	**-**	**-**	**$295,182**
Ending Balance							
Ending Balance	-	-	-	-	-	-	-
Total Ending Balance	**-**	**-**	**-**	**-**	**-**	**-**	**-**
Total Positions							
Total Positions							1
Total Positions	**-**	**-**	**-**	**-**	**-**	**-**	**1**
Total FTE							
Total FTE							0.88
Total FTE	**-**	**-**	**-**	**-**	**-**	**-**	**0.88**

_____ Agency Request
2027-29 Biennium

_____ Governor's Budget
Page _____

_____ Legislatively Adopted
Essential and Policy Package Fiscal Impact Summary - BPR013

POS116 - Net Package Fiscal Impact Report ***Single Family Housing Programs***

2027-29 Biennium **Cross Reference Number: 91400-040-00-00-00000**

Agency Request Budget **Package Number: 208**

Position Number	Auth No	Workday Id	Classification	Classification Name	Sal Rng	Pos Type	Mos	Step	Rate	Salary	OPE	Total	Pos Cnt	FTE
2900023	1453753		OAS C1003 A P	LOAN SPECIALIST 3	30	PF	21	5	8,446	177,366	96,865	274,231	1	0.88
				General Funds						**0**	**0**	**0**		
				Lottery Funds						**0**	**0**	**0**		
				Other Funds						**177,366**	**96,865**	**274,231**		
				Federal Funds						**0**	**0**	**0**		
				Total Funds						**177,366**	**96,865**	**274,231**	**1**	**0.88**

Racial Equity Impact Statement (REIS) Worksheet: Policy Option Package (POP) Questions

Program managers responsible for the POP: Please answer the questions below for every POP being proposed in your agency request budget. To fill out this worksheet, download a copy of this worksheet and type your answers below each question.

Program Overview

1. **Please describe the POP being proposed.**

   The Local Innovation and Fast Track (LIFT) Homeownership program advances state housing production goals by supporting the construction of permanently affordable homes for Oregonians with low and moderate incomes. Capitalizing LIFT at $150 million for the next biennium will allow the agency to support projects that are shovel ready and will lead to the construction and delivery of about 750 new homes over the next three to four years, accelerating Oregon's progress toward meeting its homeownership needs.

2. **Why is the POP being proposed?**

   The program has been oversubscribed for the past three biennia as nonprofit development capacity has grown, leaving hundreds of shovel-ready homes awaiting gap funding and homebuyers ready to move in. Funding LIFT for the next biennium will allow the agency to support the construction and delivery of about 750 new homes over the next three to four years, accelerating Oregon's progress toward meeting its homeownership goals. A $50 million innovation set-aside will fund projects that show measurable time and cost efficiencies, including factory-produced housing, employer-subsidized workforce housing, permit-streamlined developments, and other innovative building methods that accelerate delivery of quality, affordable homes.

Consultation

3. **Who is completing this REIS?**

Jessica MacKinnon, senior Homeownership Development program analyst

4. **Who is responsible for tracking equity outcomes? What method(s) are they using to track outcomes?**

   The senior Homeownership Development Program analyst is responsible for tracking equity outcomes. They use multiple sources of information to collect data and track outcomes including, but not limited to, application data, equity in contracting reports, and homebuyer data.

5. **Does your agency have a DEIB practitioner (Yes or no)?**

   Yes

   a. **If yes, describe how you collaborated with them on this REIS.**

      The Homeownership Development team has been working with OHCS' Equity Diversity and Inclusion (EDI) Office to develop a racial equity analysis and action plan using the agency's Racial Equity Analysis Tool (REAT). This has helped the team think critically about the data that we use to inform program design and how we evaluate success.

   b. **If they were not involved in the development of this REIS, please explain why. Describe what you did instead to incorporate equity expertise and community input (e.g. listening sessions, advisory review, analysis of existing community feedback, partnering with trusted community partners, etc.).**

6. **Did you collaborate with your agency's data analysts, community engagement managers, outreach managers, and/or others that regularly interact with underserved and marginalized communities on this REIS? (Yes, no, or not applicable)**

   a. **If yes, describe how you collaborated with them on this REIS.**

Yes, the Homeownership Development team worked with data analysts to inform our racial equity analysis, including pulling demographic data by region to understand LIFT's impact compared to the eligible homebuyer population.

With the support of the community engagement team, Homeownership staff did extensive community engagement with partners who work directly with underserved and marginalized communities through focus groups, surveys, and public meetings, to inform program design and implementation.

b. If they were not involved in the development of this REIS, please explain why. Describe what you did instead to incorporate equity expertise and community input (e.g. listening sessions, advisory review, analysis of existing community feedback, partnering with trusted community partners, etc.).

Community Engagement and Data

7. Identify the specific racial groups and communities that may be impacted by this POP, both directly and indirectly. In your answer, include responses to the following questions:

a. How did you identify these impacted groups?

This POP will impact all racial and ethnic groups, households of all ages and abilities, across Oregon. Particularly, this POP seeks to increase opportunities to own a home among communities that have been historically unable to access homeownership, including racial and ethnic minorities, women-headed households, households with a disability, rural households, and households with low incomes. OHCS also seeks to provide equity in contracting by encouraging partners to hire MWESB/VBE-eligible contractors and subcontractors during construction.

b. What data are you using to validate your assessment? If possible, use outreach and engagement feedback to gather information and insight.

OHCS has engaged with partners in the design and implementation of LIFT, including the creation of minimum equity standards that evaluate organizational equity, procedural equity, and distributional equity. Engagement has included culturally specific organizations including those serving Black and Latino/a households and households with a disability.

OHCS uses equity standards to assess who partners are aiming to serve and demographics of homebuyers to assess who is buying homes.

c. If possible, disaggregate the data by race, ethnicity, geography, income level, and other relevant characteristics. If disaggregated data is not available, please describe why.

- 63% of households served had female heads of household;
- 3.4% of LIFT homebuyers identified as American Indian/Alaska Native, 15.1% as Asian, 12.5% as Black/African American, 1.4% as Native Hawaiian/Other Pacific Islander, and 63% as white;
- 18.23% identified as Hispanic or Latino;
- 43% of household members identified were child dependents;
- The average household income was $57,506; and
- Buyers had an average household size of 3.6.

d. How are communities impacted by this POP? What are the disproportionate impacts? Please be specific.

Households served by LIFT gain access to a home that is affordable at their income level, often for a lower-cost mortgage than the rent they were paying before the home purchase. Homeowners gain all benefits of homeownership including freedom to modify the space, stability and community, and better outcomes for children.

Homes funded by LIFT are built through a shared-equity model, where buyers will be unable to build equity at the same rate as a traditional market home. Typically, homebuyers can expect equity growth to include 25% of the value increase of the home or a predictable 1.5%-2.5% increase each year. Homeowners will also see

wealth building through payment of their mortgage and increased potential savings through lower monthly payments for mortgages and utilities. Many buyers of shared-equity homes will live there for decades and pass the wealth on to their children, and others will sell the home after seven to 10 years, using it as a stepping stone to purchase a traditional market-rate home.

8. **How did you ensure multiple perspectives were part of the decision-making process for this POP? In your answer, include responses to the following questions:**

   a. **Identify how you have or are planning to engage multiple perspectives and impacted groups to provide feedback on this POP (e.g. program design, budget, policy decisions, etc.). Please give specific examples.**

   In 2025, OHCS carried out a comprehensive, multi-month engagement process to gather partner perspectives on the LIFT Homeownership program and guide improvements to the upcoming NOFA. This outreach included a kickoff survey with 30 diverse partners from across Oregon, three in-depth focus groups, two large public meetings reaching nearly 100 attendees, and a satisfaction survey to refine proposed changes. Partners shared candid feedback about barriers to accessing LIFT funds, including the burdens of the current first-come, first-served process, challenges for small, rural, emerging, and culturally specific organizations, oversubscription concerns, and the need for more predictability, transparency, and early-stage support.

   In direct response to this outreach, OHCS incorporated several major changes into the 2026-27 program design. The new biennial NOFA schedule provides clearer planning horizons and flexibility; the phased application process lowers entry barriers and respects partner capacity; revised set-asides better balance support for both small organizations and larger developers; and a new revolving predevelopment loan fund helps under resourced partners become shovel ready. These updates, along with refinements to evaluation criteria and expanded technical assistance, ensure that the NOFA more effectively reflects the needs expressed by partners and is better aligned with the realities of an oversubscribed, rapidly scaling statewide homeownership development ecosystem.

A similar engagement process will be completed for the NOFA in which the funding allocated by this POP will be offered.

b. If community engagement is not part of your approach, please explain why and what you did instead to incorporate community perspectives. In your response, describe the following: the decision-making process used to determine engagement was not feasible or appropriate, the specific barriers (beyond general time or capacity), and how you mitigated the risk of missing community input (e.g. using existing feedback, partnering with trusted organizations, review from advisory bodies, etc.).

N/A

Impacts and Accountability

9. If this POP is not funded, please describe the following:

a. Which racial or ethnic communities would be most impacted.

Without additional funding this biennium, the LIFT program would need to be paused, and no funding would be available for new construction of affordable homes for purchase. LIFT's racial and ethnic breakdown serves racial and ethnic minorities, especially Black, Asian, and American Indian/Alaskan Native communities, at a rate higher than the traditional homeownership market.

b. How disparities would likely persist or worsen.

The gap in homeownership rates between white and non-white households would persist or widen with few or no projects aiming to reduce the gap starting in the next two years. Not funding the program would not only reduce the homeownership opportunities available to these communities in the next two to five years, it would directly harm the community development and nonprofit partners who serve these communities and have come to rely on LIFT to build homes. Setting development pipelines back by two years could lead to reductions

in force and overall capacity to serve their communities and resume building in the future. LIFT is the primary vehicle funding affordable homeownership development in the state.

10. Who will be monitoring racial equity outcomes over time for this POP?

a. How will progress be reported?

OHCS will continue to track demographics of all homebuyers and compare households served with homeownership rates in Oregon, as well as equity in contracting goals. OHCS has also begun work on a REAT in which new equity goals are being determined. We hope to add more geographic and community analysis, assessing where homes are placed.

b. How will leadership be informed of equity impacts?

OHCS reports demographic impacts to the Housing Stability Council at least once per year, often more.

c. How will the community be involved in monitoring outcomes?

Development partners are responsible for monitoring and reporting outcomes for their specific developments. The demographic data reported to Housing Stability Council is also publicly available. Regarding program design and implementation, all applicants, whether funded or not, are given the opportunity to complete a post-NOFA satisfaction survey, allowing an opportunity to share any concerns or unintended impacts the process has had on their organization and their community.

Policy Package #209: Preservation MH XI-Q Bonds

Package Description

The Preservation of Manufactured Dwelling Parks (PMDP) program provides financing to safeguard one of Oregon's most important sources of naturally occurring affordable housing. Through financial assistance to eligible park owners, resident groups, and nonprofit organizations, the program helps stabilize entire manufactured home communities, preventing

displacement and protecting long-term affordability. A $7.5 million investment is projected to preserve stability and affordability for 200 households with low incomes, ensuring they can stay in their homes, rooted in their communities, and benefit from a stable future for the park.

Purpose

There are nearly 70,000 manufactured homes located in about 1,200 manufactured home communities in Oregon. With the average manufactured home park in Oregon built in the 1970s, these communities face increasing risks from aging infrastructure, limited reinvestment, and acquisition by private investors that can lead to resident displacement. PMDP provides financial assistance to eligible park owners, resident groups, and qualified nonprofit organizations to preserve these communities, prevent closures or redevelopment, and rehabilitate parks to ensure safe, habitable living environments. Through this program, OHCS supports the long-term stability of manufactured home communities and strengthens housing security for Oregonians who have few alternatives.

How Achieved

PMDP funds are typically offered as grants that pair with a permanent loan for acquisition, to cover up to 60% of the combined park acquisition price and the cost of critical infrastructure needs. The grant enables rents to stay affordable for residents and prevents the park from being redeveloped or sold to a private market owner that may raise rents and displace residents. Parks preserved through PMDP must maintain affordability for at least 60 years with a minimum of 60% of park spaces occupied by residents at or below 80% of the area median income.

If PMDP bond funding is passed, OHCS will initiate a four-month public engagement process, soliciting feedback from community partners, to inform the development of a Notice of Funding Availability (NOFA), which includes PMDP resources. OHCS will release a NOFA in January 2028 that will remain open throughout the biennium and will accept applications on a first-come first-served basis, since preservation projects can often be time-sensitive. OHCS staff will provide technical assistance to community partners to ensure that the funding process is accessible.

Staffing Impact

No positions needed.

Quantifying Results

Since 2006, OHCS has invested over $100 million to preserve 37 parks across Oregon. This has stabilized housing costs and communities for 2,655 households, most of whom own their homes and pay space rent. Of the parks, 70% have been converted into resident-owned cooperatives (ROCs), through which residents of a manufactured home park collectively buy and govern the land beneath their homes, giving residents an ownership stake and a democratic voice in major decisions. This model can further stabilize communities by keeping space rents predictable, prevents private investor purchases that can lead to rent spikes or redevelopment, and strengthens communities by empowering residents to steward their neighborhood together. Lastly, critical infrastructure repairs have broader effects on the surrounding community, as many parks rely on aging septic and water systems that, when they fail, can jeopardize public health, contaminate groundwater, and impose costly emergency interventions for both residents and local jurisdictions.

Averaging under $39,000 per preserved space, this is a cost-effective and life-changing investment. With $7.5 million, OHCS expects to preserve nearly 200 manufactured home spaces, leading to the stabilization of up to four manufactured home parks.

Revenue Sources

Description	General Fund	Other Funds	Federal Funds	Total Funds
Personal Services				
Services & Supplies				
Capital Outlay		$7,500,000		**$7,500,000**
Special Payments				
Total Package #		**$7,500,000**		**$7,500,000**

ESSENTIAL AND POLICY PACKAGE FISCAL IMPACT SUMMARY

Housing & Community Svcs Dept
Pkg: 209 - Preservation of Manufactured Housing

Cross Reference Name: Single Family Housing Programs
Cross Reference Number: 91400-040-00-00-00000

Description	General Fund	Lottery Funds	Other Funds	Federal Funds	Nonlimited Other Funds	Nonlimited Federal Funds	All Funds
Revenues							
Lottery Bonds	-	-	7,500,000	-	-	-	7,500,000
Total Revenues	**-**	**-**	**$7,500,000**	**-**	**-**	**-**	**$7,500,000**
Special Payments							
Other Special Payments	-	-	7,500,000	-	-	-	7,500,000
Total Special Payments	**-**	**-**	**$7,500,000**	**-**	**-**	**-**	**$7,500,000**
Total Expenditures							
Total Expenditures	-	-	7,500,000	-	-	-	7,500,000
Total Expenditures	**-**	**-**	**$7,500,000**	**-**	**-**	**-**	**$7,500,000**
Ending Balance							
Ending Balance	-	-	-	-	-	-	-
Total Ending Balance	**-**	**-**	**-**	**-**	**-**	**-**	**-**

_____ Agency Request
2027-29 Biennium

_____ Governor's Budget
Page _____

_____ Legislatively Adopted
Essential and Policy Package Fiscal Impact Summary - BPR013

Racial Equity Impact Statement (REIS) Worksheet: Policy Option Package (POP) Questions

Program managers responsible for the POP: Please answer the questions below for every POP being proposed in your agency request budget. To fill out this worksheet, download a copy of this worksheet and type your answers below each question.

Program Overview

1. **Please describe the POP being proposed.**

   The Preservation of Manufactured Dwelling Parks (PMDP) program provides financing to safeguard one of Oregon's most important sources of naturally occurring affordable housing. Through financial assistance to eligible park owners, resident groups, and nonprofit organizations, the program helps stabilize entire manufactured home communities, preventing displacement and protecting long-term affordability. A $7.5 million investment is projected to preserve stability and affordability for 200 households with low incomes, ensuring they can stay in their homes, rooted in their communities, and benefit from a stable future for the park.

2. **Why is the POP being proposed?**

   There are nearly 70,000 manufactured homes located in about 1,200 manufactured home communities in Oregon. With the average manufactured home park in Oregon built in the 1970s, these communities face increasing risks from aging infrastructure, limited reinvestment, and acquisition by private investors that can lead to resident displacement. PMDP provides financial assistance to eligible park owners, resident groups, and qualified nonprofit organizations to preserve these communities, prevent closures or redevelopment, and rehabilitate parks to ensure safe, habitable living environments. Through this program, OHCS supports the long-term stability of manufactured home communities and strengthens housing security for Oregonians who have few alternatives.

Consultation

3. **Who is completing this REIS?**

   Talia Kahn-Kravis, acting director of Homeownership

4. **Who is responsible for tracking equity outcomes? What method(s) are they using to track outcomes?**

   Kari Hodai, Manufactured Homes program manager, will track outcomes using application, ongoing, and final report data.

5. **Does your agency have a DEIB practitioner (Yes or no)?**

   Yes

   a. **If yes, describe how you collaborated with them on this REIS.**

      OHCS staff incorporated equity expertise and input through surveying the community of practitioners and holding an extensive series of one-on-one calls with the two main partners engaged in this work and several other calls with four other partners that have engaged less frequently in preservation efforts. OHCS also consults with and provides regular updates to the Manufactured Housing Advisory Committee to inform this work.

   b. **If they were not involved in the development of this REIS, please explain why. Describe what you did instead to incorporate equity expertise and community input (e.g. listening sessions, advisory review, analysis of existing community feedback, partnering with trusted community partners, etc.).**

6. **Did you collaborate with your agency's data analysts, community engagement managers, outreach managers, and/or others that regularly interact with underserved and marginalized communities on this REIS? (Yes, no, or not applicable)**

   Yes

a. If yes, describe how you collaborated with them on this REIS.

OHCS staff collaborated with the community engagement team as support for calls with and presentations to partners. OHCS staff also maintain a manufactured park database and notice of sales report, which sheds light on the landscape of need.

b. If they were not involved in the development of this REIS, please explain why. Describe what you did instead to incorporate equity expertise and community input (e.g. listening sessions, advisory review, analysis of existing community feedback, partnering with trusted community partners, etc.).

Community Engagement and Data

7. Identify the specific racial groups and communities that may be impacted by this POP, both directly and indirectly. In your answer, include responses to the following questions:

According to national data, 30% of manufactured home park residents are Hispanic, 25% are non-Hispanic-white, and 20% are Black. Residents tend to be older (65% of residents are over 50), with low incomes, and 15% have a disability. Most manufactured home park residents own their home, and because manufactured housing is often the most affordable option available, the loss of that home would put many at serious risk of homelessness.

Demographic data on six manufactured parks preserved through the Manufactured Housing Preservation Program within the last six years provides more insight on resident demographics in Oregon. Survey respondents were 83% white, 12% Latino/Hispanic, 2% Asian, and 1% Black. Additionally, 66% were seniors, 22% have a disability, and 10% were veterans.

a. How did you identify these impacted groups?

National data and data from CASA of Oregon, the state's primary organization focused on manufactured housing preservation and technical assistance to residents to convert to a cooperative model.

b. What data are you using to validate your assessment? If possible, use outreach and engagement feedback to gather information and insight.

OHCS will work with our preservation partners to collect data on residents in preserved parks, as available, to better understand the impact of the work.

c. If possible, disaggregate the data by race, ethnicity, geography, income level, and other relevant characteristics. If disaggregated data is not available, please describe why.

Since 2006, OHCS has invested over $100 million to preserve 37 parks across Oregon. This has stabilized housing costs and communities for 2,655 households, most of whom own their homes and pay space rent. Of the parks, 70% have been converted into resident-owned cooperatives (ROCs), through which residents of a manufactured home park collectively buy and govern the land beneath their homes, giving residents an ownership stake and a democratic voice in major decisions. In addition to the demographic data provided above, most parks that OHCS has funded for preservation are in rural areas, where housing may be particularly scarce.

d. How are communities impacted by this POP? What are the disproportionate impacts? Please be specific.

Preservation of parks stabilizes communities by keeping space rents predictable, prevents private investor purchases that can lead to rent spikes or redevelopment, and strengthens communities by empowering residents to steward their neighborhood together. Lastly, critical infrastructure repairs have broader effects on the surrounding community, as many parks rely on aging septic and water systems that, when they fail, can jeopardize public health, contaminate groundwater, and impose costly emergency interventions for both residents and local jurisdictions.

Through tailored, individual, and family-centered approaches, equitable policies, and community partnerships, the preservation program seeks to address systemic disparities in housing quality, promote economic power,

and create pathways to long-term stability and prosperity for vulnerable populations, particularly those of color, seniors, and persons living with disabilities in manufactured housing communities across the state.

8. **How did you ensure multiple perspectives were part of the decision-making process for this POP? In your answer, include responses to the following questions:**

   a. **Identify how you have or are planning to engage multiple perspectives and impacted groups to provide feedback on this POP (e.g. program design, budget, policy decisions, etc.). Please give specific examples.**

      OHCS will continue to work closely with key partners who maintain direct relationships with residents of manufactured home communities, ensuring the funding design reflects on-the-ground needs and lived experiences.

      OHCS will maintain ongoing communication channels, including regular check-ins with partner organizations and updates and discussions at the Manufactured Housing Advisory Committee and Statewide Preservation Advisory Committee, to maintain transparency and ensure emerging concerns from partners and residents are reflected throughout implementation.

   b. **If community engagement is not part of your approach, please explain why and what you did instead to incorporate community perspectives. In your response, describe the following: the decision-making process used to determine engagement was not feasible or appropriate, the specific barriers (beyond general time or capacity), and how you mitigated the risk of missing community input (e.g. using existing feedback, partnering with trusted organizations, review from advisory bodies, etc.).**

Impacts and Accountability

9. **If this POP is not funded, please describe the following:**

   a. **Which racial or ethnic communities would be most impacted.**

b. How disparities would likely persist or worsen.

If this POP is not funded, disparities would likely persist or worsen in several ways:

- Without preservation funding, manufactured home parks become more vulnerable to purchase by private investors, which often leads to rent increases, redevelopment pressure, and displacement. These impacts disproportionately affect Hispanic and Black residents, who already face higher housing cost burdens and fewer alternative affordable housing options.
- Because many residents are older adults, with low incomes, or people with disabilities, the loss of stable housing or an increase in space rents would deepen existing socioeconomic disparities. For many, manufactured housing is the most affordable option available; without it, they may face serious risk of homelessness.
- Failure to fund critical infrastructure repairs would allow aging septic and water systems to continue deteriorating, increasing health and environmental risks. These risks fall hardest on residents with low incomes and those with disabilities who have fewer resources to respond to emergencies or relocate.
- Over time, lack of preservation support would reduce housing stability and community cohesion in these parks, heightening inequities across racial and ethnic groups who already experience higher barriers to safe, affordable housing.

10. Who will be monitoring racial equity outcomes over time for this POP?

a. How will progress be reported?

b. How will leadership be informed of equity impacts?

c. How will the community be involved in monitoring outcomes?

OHCS will continue to track data on each park preserved. This will be reported out regularly at the Manufactured Housing Advisory Committee and Statewide Preservation Advisory Committee, and annually to Housing Stability Council.

DETAIL OF LOTTERY FUNDS, OTHER FUNDS, AND FEDERAL FUNDS REVENUE

Housing & Community Svcs Dept **Agency Number: 91400**

2027-29 Biennium **Cross Reference Number: 91400-040-00-00-00000**

Source	2023-25 Actuals	2025-27 Leg Adopted Budget	2025-27 Leg Approved Budget	2027-29 Agency Request Budget	2027-29 Governor's Budget	2027-29 Leg. Adopted Budget
Other Funds						
Other Selective Taxes	1,423,190	2,640,000	2,640,000	1,328,543	-	-
Non-business Lic. and Fees	151,800	223,200	223,200	328,200	-	-
Public Utilities Fees	2,263,293	-	-	-	-	-
Charges for Services	3,481,101	2,640,000	2,640,000	1,212,577	-	-
Admin and Service Charges	2,799,156	3,688,578	3,688,578	3,917,991	-	-
Fines and Forfeitures	18,649	-	-	37,000	-	-
Lottery Bonds	-	2,500,000	2,500,000	7,500,000	-	-
Interest Income	4,162,599	5,335,200	5,335,200	6,261,870	-	-
Housing Div Loan Repayments	2,061,561	4,946,400	4,946,400	8,072,778	-	-
Other Revenues	634,637	-	-	1,199,400	-	-
Transfer In - Intrafund	13,771,345	-	-	-	-	-
Transfer from General Fund	15,000,000	5,900,000	5,900,000	-	-	-
Tsfr From Revenue, Dept of	7,212,519	9,638,860	9,638,860	7,218,820	-	-
Transfer Out - Intrafund	(6,144,406)	(4,460,706)	(4,460,706)	(4,649,241)	-	-
Total Other Funds	**$46,835,444**	**$33,051,532**	**$33,051,532**	**$32,427,938**	**-**	**-**
Federal Funds						
Federal Funds	59,156,905	12,244,232	12,210,745	21,302,729	-	-
Transfer Out - Intrafund	-	(79,078)	(79,078)	(4,076,760)	-	-
Total Federal Funds	**$59,156,905**	**$12,165,154**	**$12,131,667**	**$17,225,969**	**-**	**-**
Nonlimited Other Funds						
Interest Income	239,447	62,400	62,400	899,607	-	-
Housing Div Loan Repayments	141,109	-	-	1,802,881	-	-
Transfer Out - Intrafund	(10,000,000)	-	-	-	-	-
Total Nonlimited Other Funds	**($9,619,444)**	**$62,400**	**$62,400**	**$2,702,488**	**-**	**-**

DETAIL OF LOTTERY FUNDS, OTHER FUNDS, AND FEDERAL FUNDS REVENUE

Source	Fund	ORBITS Revenue Acct	2023-25 Actual	2025-27 Leg Adopted	2025-27 Estimates	2027-29 Agency Requested
Other Funds Limited						
Other Selective Taxes						
Construction Exercise Tax Receipts	3400	0190	$ 1,423,190	$ 2,640,000	$ 1,328,543	$ 1,328,543
Non-business Lic & Fees						
Marinas & Manufactured Dwelling Park Reg	3400	0210	$ 151,800	$ 223,200	$ 328,200	$ 328,200
Public Utilities Tax						
Marinas & Manufactured Assess (MMCRC)	3400	0240	$ 2,263,293	$ -	$ -	$ -
Charges for Services						
Marinas & Manufactured Assess (MMCRC)	3400	0410	$ 1,216,360	$ 2,640,000	$ 1,212,577	$ 1,212,577
Flex Lending	3400	0410	$ 2,264,741			
Admin & Service Charges						
Flex Lending Program	3400	0415	$ 16,750	$ 19,680	$ 20,000	$ 20,000
LIFT Homeownership Assumption/Assignment Charges	3400	0415	$ 1,355,225	$ 1,440,000	$ 1,622,294	$ 1,622,294
Resident Loan Program Loan Originator Fees	3400	0415	$ 1,110,726	$ 1,536,000	$ 1,459,015	$ 1,459,015
OHSI admin charges, loan pay-off charges	3400	0415	$ 22,733	$ 40,800	$ -	$ -
HDIP Assumption/Assignment charges	3400	0415	$ 282,489	$ 648,000	$ -	$ -
Homeownership Assistance Fund loan pay-off charges	3400	0415	$ 11,233	$ 4,098	$ 18,168	$ 18,168
Home Owner Assistance Program	3400	0415	$ -	$ -	$ 150,514	$ 150,514
Housing Development Incubator Program	3400	0415			$ 648,000	$ 648,000
Fines & Forfeitures						
Marinas & Manufactured Communities Resource Center	3400	0505	$ 18,649	$ -	$ 37,000	$ 37,000
Lottery Bonds						
Lottery Revenue Bonds for Preservation - Manufactured Park	3400	0565	$ -	$ 2,500,000	$ 7,500,000	$ 7,500,000
Interest Income						
Flex Lending Program	3400	0605	$ 1,512,248	$ 1,248,000	$ 1,512,248	$ 1,512,248
Home Owner Assistance Program	3400	0605	$ 1,680,543	$ 3,048,000	$ 1,680,543	$ 1,680,543
Manufactured Homes Replacement Fund	3400	0605	$ 256,289	$ 211,200	$ 44,969	$ 44,969
Parks Preservation	3400	0605		$ 84,000	$ -	$ -
Marinas & Manufactured Communities Resource Center	3400	0605	$ 55,542	$ 72,000	$ 187,590	$ 187,590
Oregon Homeownership Stabilization Initiative	3400	0605	$ 657,979	$ 672,000		
Miscellaneous	3400	0605			$ 2,836,520	$ 2,836,520
Housing Div Loan Repayments						
Flex Lending Program	3400	0930	$ -	$ 26,400	$ -	$ -
Manufactured Homes Preservation	3400	0930	$ 93,795	$ -	$ 187,590	$ 187,590
Oregon Housing Stabilization Initiative	3400	0930	$ 1,967,765	$ 4,920,000	$ 4,920,000	$ 4,920,000
Miscellaneous	3400	0930	$ -	$ -	$ 2,965,188	$ 2,965,188
Other Revenues						
Construction Excise Tax	3400	0975	$ 210,258	$ -	$ 361,030	$ 361,030
Energy Conservation Helping Oregonians	3400	0975	$ -	$ -	$ 323,080	$ 323,080
Flex Lending Program	3400	0975	$ -	$ -	$ 208,108	$ 208,108
Home Owner Assistance Program	3400	0975	$ 411,790	$ -	$ 12,000	$ 12,000
Local Innovation and Fast Track (LIFT) Housing for Homeownership (aka HDIP	3400	0975	$ -	$ -	$ 295,182	$ 295,182
Marinas & Manufactured Communities Resource Center	3400	0975	$ 12,497	$ -		
Oregon Homeownership Stabilization Initiative	3400	0975	$ 92	$ -		
Transfer In - Intrafund	3400	1010	$ 13,771,344	$ -	$ -	$ -
Transfer In From General Fund						
Down Payment Assistance with Flex Lending	3400	1060	$ 7,500,000	$ 3,900,000	$ 3,900,000	$ -
Housing Development Incubator Program	3400	1060	$ 5,000,000	$ -		
Manufactured Homes Replacement Fund	3400	1060	$ 2,500,000	$ 2,000,000	$ 2,000,000	$ -
Transfer in From Department of Revenue						
Document Recording Fee (Home Owner Assist Prog)	3400	1150	$ 7,212,519	$ 9,638,860	$ 7,218,820	$ 7,218,820
Transfer Out - Intrafund	3400	2010	$ (3,541,851)	$ (3,541,851)	$ (4,649,241)	$ (4,649,241)
Total Other Funds Limited	**3400**		**$ 49,437,999**	**$ 33,970,387**	**$ 38,327,938**	**$ 32,427,938**

DETAIL OF LOTTERY FUNDS, OTHER FUNDS, AND FEDERAL FUNDS REVENUE

Source	Fund	ORBITS Revenue Acct	2023-25 Actual	2025-27 Leg Adopted	2025-27 Estimates	2027-29 Agency Requested
Other Funds Non-Limited	**3200**					
Interest Income						
Down Payment Assistance with Flex Lending	3200	0605	$ 239,447	$ -	$ 899,607	
Housing Div Loan Repayments	3200	0930	$ 141,109	$ -	$ 1,802,881	
Transfer Out to Other Funds						
Flex Lending	3200	2010	$ (10,000,000)	$ -		
Total Other Funds Non-Limited	**3200**		**$ (9,619,444)**	**$ -**	**$ 2,702,488**	**$ -**
Federal Funds						
Interest and Investments						
Homeownership Assistance Fund	6400	0605	$ 521,088	$ -	$ -	$ -
Housing Division Loan Repayments						
Homeownership Assistance Fund	6400	0930	$ 2,753,927	$ -	$ -	$ -
Other Revenue						
Neighborhood Stabilization	6400	0975	$ 338,321	$ -	$ -	$ -
Housing Assistance Fund (HAF) ARPA	6400	0975	$ 8,046	$ -	$ -	$ -
Federal Funds Revenue						
Department of Housing & Urban Development	6400	0995	$ 245,188	$ -	$ 519,778	$ 519,778
US Treasury	6400	0995	$ -	$ 7,880,232		
Homeownership Assistance Fund	6400	0995	$ (520,588)	$ 4,364,000	$ 3,571,301	$ 3,571,301
Miscellaneous	6400	0995	$ -	$ -	$ 17,211,650	$ 17,211,650
Transfer Out - Intrafund	6400	2010		$ (79,078)	$ (79,078)	$ (4,076,760)
Total Federal Funds	**6400**		**$ 3,345,982**	**$ 12,165,154**	**$ 21,223,651**	**$ 17,225,969**

Disaster Recovery and Resilience

OREGON HOUSING and COMMUNITY SERVICES

Disaster Recovery and Resilience 2025-27 Organizational Chart

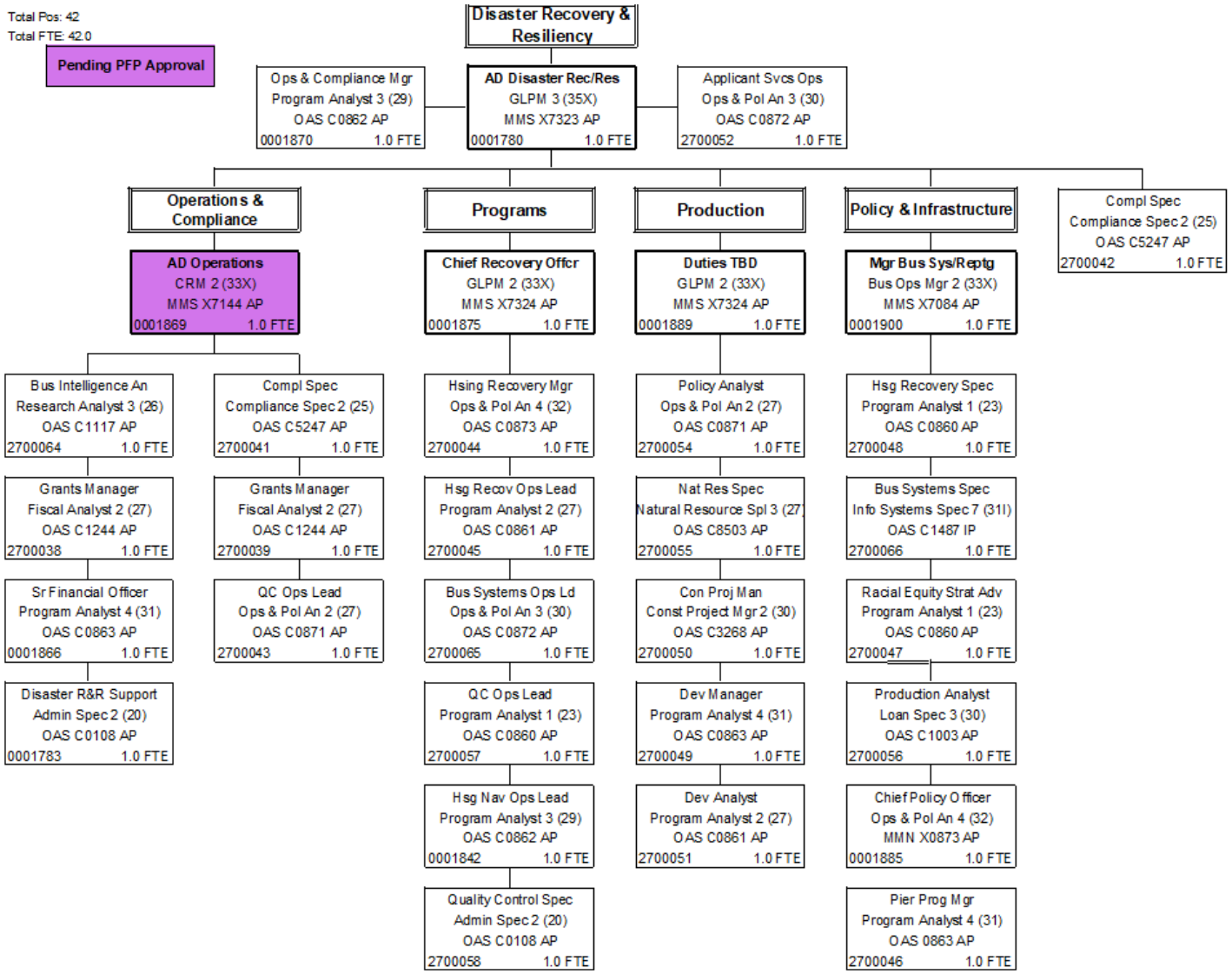

Disaster Recovery and Resilience 2027-29 Organizational Chart

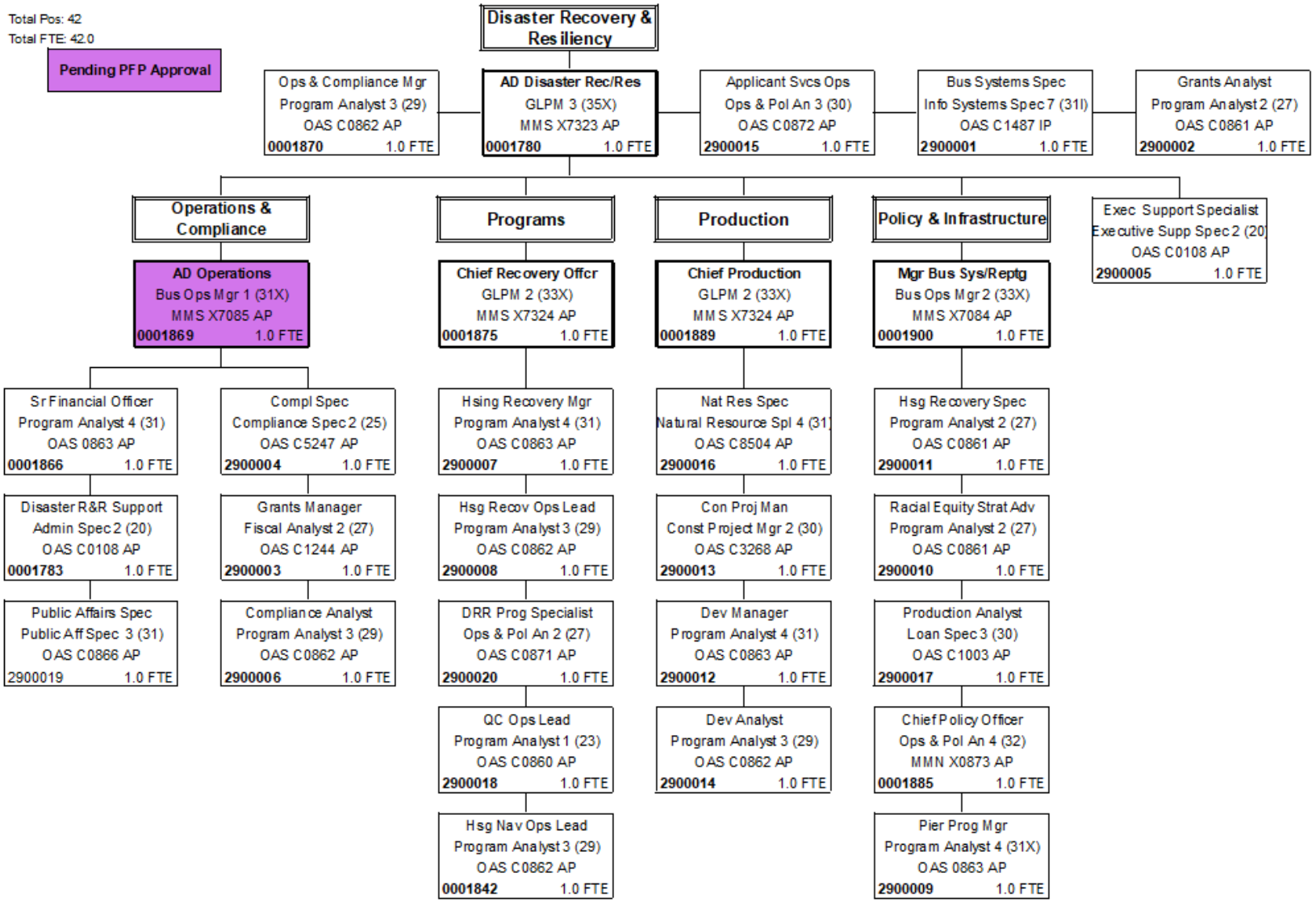

Disaster Recovery and Resilience Executive Summary

Long-Term Focus Area: Healthy and Safe Communities, A Thriving Statewide Economy
Program Contact: Shannon Marheine, Director, Disaster Recovery and Resilience (DRR)

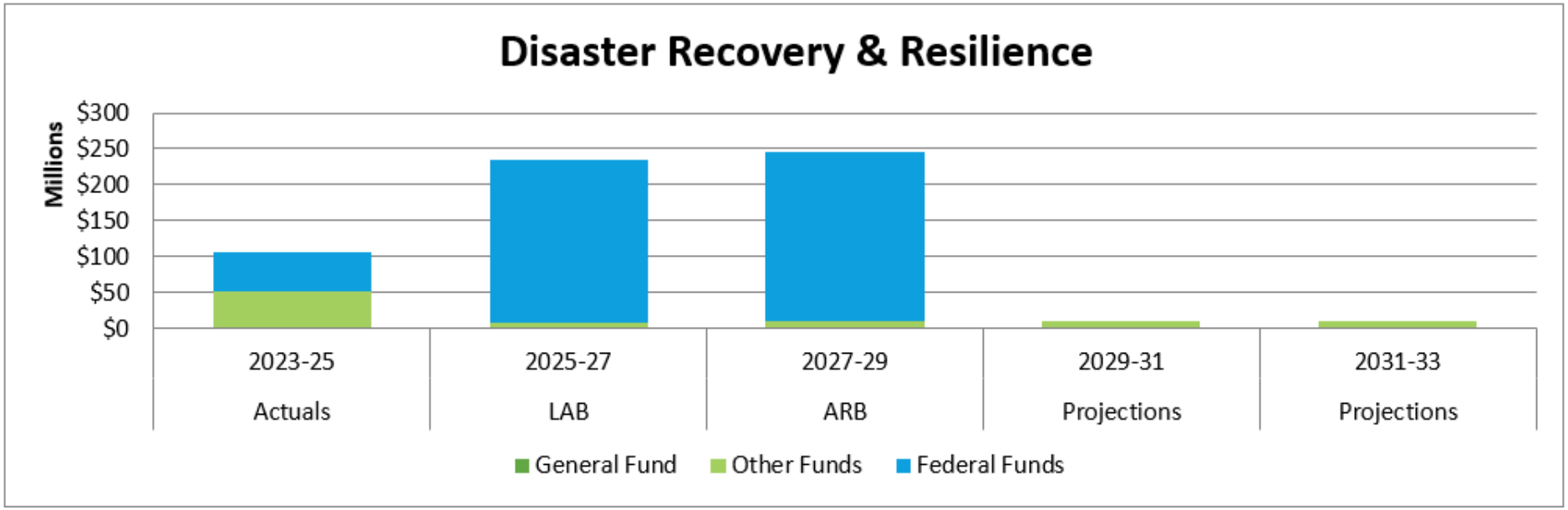

For 2021-23, programs' actuals were recorded in Central Services. Displayed here for comparison purposes.

Program Overview

OHCS, through the Disaster Recovery and Resilience (DRR) division, was identified as the implementing agency for the $422 million Community Development Block Grant Disaster Recovery (CDBG-DR) appropriated by Congress and granted by the U.S. Department of Housing and Urban Development (HUD) in response to the 2020 Labor Day wildfires and straight-line winds. The rules establishing the requirements to receive funding were not published until February 2022. The ReOregon Action Plan, which is a blueprint for the award implementation, was developed after undertaking extensive unmet needs and mitigation needs assessments, and through significant public engagement sessions. The Action Plan was submitted to HUD for approval in June 2022 and was approved by HUD in September 2022. HUD provided OHCS the grant agreement in

February 2023. In April 2023, OHCS executed a contract to build the system of record for ReOregon and in September 2023, the contract for ReOregon program management (to administer the centralized Homeowner Assistance and Reconstruction Program) was executed. ReOregon serves impacted individuals, families, and communities in eight counties: Clackamas, Douglas, Jackson, Klamath, Lane, Lincoln, Linn and Marion.

Program Funding Request

This package requests expenditure limitation for federal funds to complete staffing and carry out implementation of CDBG-DR work (a.k.a., "ReOregon") to assist survivors of the 2020 Labor Day wildfires and straight-line winds who have not yet been able to rebuild or find safe, affordable homes, and support community recovery and disaster mitigation efforts. Under certain circumstances, grantees can request an extension of the six-year expenditure deadline. Staff for DRR were approved in the 2022 short session. This package requests that all budgeted positions be extended through the 2027-29 biennium to staff implementation of ReOregon programs and administration and, given the grant will be mostly concluded during the biennium with the one-time funding completed, all staff should be classified as limited duration.

Disaster Recovery and Resilience					
	23-25 Actuals	25-27 LAB	27-29 ARB	29-31 Projections	31-33 Projections
General Fund	$ 525,986	$ 1,089,014	$ 1,217,050	$ 1,245,580	$ 1,273,770
Other Funds	$ 52,004,545	$ 8,037,794	$ 8,455,253	$ 8,791,437	$ 9,125,324
Federal Funds	$ 54,892,681	$ 225,975,800	$ 236,910,778	$ -	$ -
Total Funds	$ 107,423,212	$ 235,102,608	$ 246,583,081	$ 10,037,017	$ 10,399,094
Positions	42	42	33	33	33
FTE	42	42	33	33	33

For 2021-23, programs' actuals were recorded in Central Services. Displayed here for comparison purposes.

Program Description

State-Funded Programs

During the 2021 Legislative Session, the Oregon Legislature allocated $150.4 million, as part of House Bill 5006, to OHCS to assist fire survivors and their communities with recovery from the 2020 Labor Day wildfires and straight-line winds. The appropriation included $100.4 million of General Fund and $50 million of Lottery-backed bond revenues. These funds were spent or committed to wildfire recovery efforts and housing developments before the end of the 2021-23 state biennium. As of July 28, 2026, OHCS has spent $98.0 million in what had been appropriated as General Fund and $49.5 million in Lottery Bond proceeds, for a total of $147.9 million spent.

Federally Funded Programs

ReOregon is a federally funded program composed of multiple standalone programs that are outlined in the ReOregon Action Plan. These programs include the Homeowner Assistance and Reconstruction Program (HARP), Planning, Infrastructure, and Economic Revitalization (PIER), Affordable Housing Development (AHD), Intermediate Housing Assistance (IHA), Legal Services, Housing Recovery Services (HRS), Down Payment Assistance (DPA), and the Resilience Planning Program (RPP). Each program includes a comprehensive policy manual, which is tailored to the program, but, in general, describes program eligibility, award determinations, and appeal processes, when applicable. The larger, more complex programs such as HARP and AHD also incorporate standard operating procedures that outline a detailed process for all steps of program implementation to ensure that service received is equitable and consistent for all applicants.

ReOregon includes a robust system of record (SOR) that was developed to collect and track data and manage all program activity for the larger HARP, PIER, and AHD programs, to track progress toward milestones and key indicators. The SOR includes a reporting function that OHCS can use to aggregate data that subgrantees and subrecipients are required to submit through the system. Within each key ReOregon program (PIER, HARP, AHD), the SOR outlines workflows and sections for documentation and information upload that require routine quality assurance checks before files can advance between each process step. HARP participants can track the progress of their application through the SOR.

Program Justification

As the designated lead agency for State Recovery Function 5: Disaster Housing, OHCS is responsible for addressing pre- and post-disaster housing issues, facilitating the delivery of state resources to assist local and Tribal governments in the rehabilitation and reconstruction of destroyed and damaged housing, and developing new accessible, long-term housing options. Prior to the 2020 Labor Day wildfires and straight-line winds, OHCS did not have a division dedicated to community recovery in the wake of devastating disasters. The DRR division was established not only to respond to the 2020 Labor Day Disasters but also to look at ways to support community and housing resilience through planning resources and the incorporation of energy efficiency, fire hardening, and other resilience measures into reconstruction efforts.

Program Performance

HARP: The Homeowner Assistance and Reconstruction Program, which was launched in the 2023-25 biennium, provides last-resort financial assistance to homeowners affected by the 2020 Labor Day Disasters to repair, rebuild, or replace their homes. OHCS invited 987 homeowners to apply before it closed to new applications in the 2025-27 biennium. OHCS determined 90 applicants did not wish to proceed, 150 were ineligible, 144 were fully recovered by other programs or resources, and 203 did not complete the application requirements despite outreach and available assistance from OHCS and local partners.

Of the 400 active applications, HARP will help 113 households purchase new homes and reimburse 125 households for prior repairs, reconstruction, or home purchases. HARP will also pay to reconstruct 19 homes, purchase and place 56 manufactured homes, and repair 87 homes. As of July 17, 2026, 88% of the 400 applicants have received an award notice or scope of work and 47.5% of the 400 have fully recovered (closed on their home, reimbursement funds paid, construction complete). OHCS estimates 67 household applications will continue into the 2027-29 biennium and require continued staff support. About 25% of the 400 applicants are primarily Spanish speakers.

AHD (formerly HOP): At the request of local partners, OHCS amended its CDBG-DR Action Plan in January 2025 to reallocate funding and eliminate and bisect the Homeownership Opportunities Program (HOP) into the Affordable Housing Development (AHD) and the Down Payment Assistance (DPA) programs. While HOP included only one type of eligible activity, AHD was expanded to add additional eligible activities, including development of affordable housing for rental or

homeownership, property acquisition for housing projects, infrastructure development, and property rehabilitation. The AHD program is being implemented by six local partners with technical assistance provided by OHCS. The program will continue throughout the 2027-29 biennium and will consist of 10 projects that facilitate the construction or purchase/rehabilitation of over 100 affordable homes available for either rental or homeownership.

DPA: The Down Payment Assistance program was launched in the middle of the 2025-27 biennium. OHCS contracted with two local nonprofits to provide significant down payment assistance to first-time homeowners who were impacted by the 2020 Labor Day wildfires and straight-line winds. Implementation of the program will continue in the 2027-29 biennium, with a target goal of 105 first-time homeowners supported. OHCS will continue providing technical assistance to subrecipients throughout the 2027-29 biennium.

PIER: ReOregon launched the Planning, Infrastructure, and Economic Revitalization program in the 2023-25 biennium, and PIER subrecipients started implementing projects during the 2025-27 biennium. Thirty-two PIER projects will continue implementation throughout the 2027-29 biennium, with most reaching completion and closeout by the end of the biennium. A few significantly complex construction projects may extend into the next biennium to complete closeout activities. OHCS staff will continue to provide technical assistance and hold regular meetings with subrecipients to guide them through project implementation. Economic revitalization projects or any project that has direct individual beneficiaries will also generate data on number of people served.

IHA: The Intermediate Housing Assistance program launched in the 2023-25 biennium and supports eligible disaster-impacted households with rental assistance. The program has served 442 households in the 2025-27 biennium. IHA has a limit of 24 months, and the application window for new applications was closed in the 2025-27 biennium to align with initial grant deadlines. OHCS will continue to serve impacted households in the 2027-29 biennium until the program closes in late summer 2028.

HRS: OHCS launched the Housing Recovery Services program in 2025 to provide housing stability and navigation services for households impacted by the 2020 Labor Day Disasters and will continue to do so in the 2027-29 biennium. Through partnerships with local governments and community organizations, HRS connects wildfire survivors to housing resources, coordinates recovery planning, and helps households overcome barriers to achieving long-term housing stability. While

implementation timelines have varied by community, the program continues to support eligible households through individualized case management and coordination with other ReOregon programs.

Legal Services: The Legal Services program launched in the 2025-27 biennium and will continue into the 2027-29 biennium. OHCS contracted with the Oregon Bar Association to provide referral services to participating attorneys. The program expects to serve about 30 households, which is lower than previously anticipated. However, the final number served will be based on the need for legal assistance.

Resilience Planning: This program was launched in the 2025-27 biennium. OHCS contracted with The Office of the Governor to develop a Plan for a Resilient Oregon (PRO), which is a people-centered resilience strategy to help communities around Oregon adapt and thrive in the face of increasingly severe disasters. The PRO aims to be responsive to the unique cultures, demographics, histories, and hazards of Oregon's diverse regions. The final plan will inform the work of Executive Branch agencies and the Governor's Recommended Budget and legislative work for the 2027-29 biennium.

Enabling Legislation and Program Authorization

The Disaster Relief Supplemental Appropriations Act, 2022 (Pub. L. 117–43), approved Sept. 30, 2021, makes available $5 billion in Community Development Block Grant Disaster Recovery (CDBG–DR) funds. These CDBG–DR funds are for necessary expenses for activities authorized under Title I of the Housing and Community Development Act of 1974 (42 U.S.C. 5301 et seq.) related to disaster relief, long-term recovery, restoration of infrastructure and housing, economic revitalization, and mitigation in the most impacted and distressed areas resulting from a qualifying major disaster in 2020 or 2021. The U.S. Department of Housing and Urban Development (HUD) allocated $422 million in CDBG–DR funds from the Appropriations Act to OHCS-DRR to assist in long-term recovery from the 2020 Labor Day wildfires and straight-line winds. HUD notified the public of the allocations in press releases and in a Federal Register notice, Allocations for CDBG-DR and implementation of the CDBG-DR Consolidated Waivers, and Alternative Requirements Notice, which was published at 87 Fed. Reg. 6364 on Feb. 3, 2022. In October 2021, OHCS was named by Gov. Brown to be the administering agency for Oregon. The grant to OHCS was executed on Feb. 3, 2023.

Funding Streams

ReOregon programs are funded by General Fund and federal funds. The CDBG-DR federal grant is the primary source of funding. OHCS anticipates minimal carryforward from other funds associated with Lottery Bond proceeds for wildfire recovery.

Comparison of 2027-29 Funding Proposal to 2025-27 Funding

ReOregon funding for the 2027-29 biennium remains the same as funding in the current biennium, as the CDBG-DR grant is a six-year grant. One-time funds of $150 million (General Fund and Lottery-backed bonds) granted in 2021 by the Oregon Legislature for recovery from the 2020 Labor Day Disasters are expected to be almost fully expended in the current biennium.

Disaster Recovery and Resilience Programs Description

Homeowner Assistance and Reconstruction Program (HARP)

HARP provides assistance in the form of grants to eligible homeowners who experienced damage to their homes from the 2020 Labor Day wildfires and straight-line winds and have remaining recovery needs after accounting for other duplicative benefits received.

The program funds eligible rehabilitation, reconstruction, acquisition, and replacement costs, including additional costs to comply with federal, state, and local construction standards, such as replacing on-site residential infrastructure, complying with green building standards, and ensuring that homes are accessible for individuals living with disabilities and senior residents. Eligible costs also include elevation, fire hardening, and other program-required costs that will help protect homes from natural hazards faced in the fire-impacted communities.

AHD (formerly HOP): At the request of local partners, OHCS amended its CDBG-DR Action Plan in January 2025 to reallocate funding and eliminate and bisect the Homeownership Opportunities Program (HOP) into the Affordable Housing Development (AHD) and the Down Payment Assistance (DPA) programs. While HOP included only one type of eligible activity, AHD was expanded to add additional eligible activities, including development of affordable housing for rental or homeownership, property acquisition for housing projects, infrastructure development, and property rehabilitation.

Planning, Infrastructure and Economic Revitalization (PIER)

PIER provides direct county allocations for local governments, nonprofit organizations, school districts, public housing authorities, and other public or quasi-public entities in the eight most-impacted counties to address the unmet infrastructure, planning, and economic revitalization needs that fall within their counties. While budgetary allocations will be made at the county level, counties and organizations within the impacted areas will work together to define the specific projects or programs to be funded. Each infrastructure, economic revitalization, and planning activity must clearly have a tie to revitalizing disaster impacted communities by directly or indirectly supporting:

- New housing and/or replacement of damaged housing, and/or
- The mitigation of loss of life or property in the face of current and future natural hazards.

Intermediate Housing Assistance (IHA)

IHA provides assistance to eligible residents located in the wildfire-impacted counties who lack the necessary resources or support networks to obtain affordable rental housing or need alternative housing until permanent housing solutions are secured.

OHCS will provide grants to eligible subrecipients to provide:

- Up to 24 months of rental, temporary relocation, and/or other intermediate housing assistance.
- Housing navigation, case management, and support services to disaster-impacted residents.

Housing Recovery Services (HRS)

OHCS may administer the Housing and Recovery Services program directly or by awarding grants to homeownership centers, nonprofit organizations, or other qualified subrecipients to deliver housing and financial counseling and housing navigation services to impacted residents to help in their transition to more permanent housing. Services also may be provided to small rental property owners who provide affordable housing to income-qualified tenants. Services may include homeowner education, renter counseling, homebuyer education, financial literacy, credit rehabilitation, debt management, budgeting, homelessness counseling, avoiding fraud and scams, applying for public and private resources, foreclosure prevention strategies, and relocation counseling, among other services tailored to fit the participants' needs.

Down Payment Assistance (DPA)

The DPA program was launched in the middle of the 2025-27 biennium. OHCS contracted with two local nonprofits to provide significant down payment assistance to first-time homeowners who were impacted by the 2020 Labor Day Disasters.

Legal Services

Through the Legal Services program, OHCS provides funding to qualified legal aid and/or legal services providers to deliver the assistance necessary to help impacted residents transition to more permanent housing.

Resilience Planning Program (RPP)

Through the RPP, the state carries out regional and statewide recovery, resilience, and mitigation planning, including, but not limited to, the following:

- Housing development strategies, including developing construction standards, facilitating the development of affordable housing, and removing barriers to affordable housing
- Public land use and infrastructure policy and planning
- Public resilience and preparedness policy and planning
- Increasing resilience to the impacts of climate change
- Protecting public health
- Addressing environmental injustice
- Spurring economic growth and creating jobs

Essential Packages

010 Vacancy Factor and Non-ORPICS Personal Services

This package contains adjustments for vacancy savings. In 2027-29 budget development, the vacancy savings calculation is 5% of the current service level for salaries and wages. The non-ORPICS-generated personal services inflation adjustment will be 4.9%. This package includes the Pension Obligation Bonds adjustment provided by the Department of Administrative Services Chief Financial Office.

020 Phase-In/Phase-Out Programs and One-Time Costs

Phased-in programs include new programs and expansions programs funded for less than 24 months during the prior biennium but require a full 24 months in the next biennium and reflect the added cost of the program above the 2027-29 base budget level.

Phase-outs are the result of decreased costs from the elimination of pilot or other programs and other one-time costs not funded in the 2027-29 biennium.

Phase-outs for the Disaster Recovery and Resilience Division:

030 Inflation and Price List Adjustments

This package contains adjustments for inflation and other price list adjustments including State Government Service Charges and usage-based charges as directed by Department of Administrative Services. Examples below.

- Standard Inflation: 4.9%
- Professional Services: 9.3%

ESSENTIAL AND POLICY PACKAGE FISCAL IMPACT SUMMARY

Housing & Community Svcs Dept
Pkg: 010 - Vacancy Factor and Non-ORPICS Personal Services

Cross Reference Name: Disaster Recovery & Resiliency
Cross Reference Number: 91400-060-00-00-00000

Description	General Fund	Lottery Funds	Other Funds	Federal Funds	Nonlimited Other Funds	Nonlimited Federal Funds	All Funds
Revenues							
General Fund Appropriation	17,514	-	-	-	-	-	17,514
Federal Funds	-	-	-	-	-	-	-
Total Revenues	**$17,514**	**-**	**-**	**-**	**-**	**-**	**$17,514**
Personal Services							
Mass Transit Tax	600	-	342	-	-	-	942
Vacancy Savings	16,914	-	(2,851)	(249,563)	-	-	(235,500)
Total Personal Services	**$17,514**	**-**	**($2,509)**	**($249,563)**	**-**	**-**	**($234,558)**
Services & Supplies							
Instate Travel	-	-	-	-	-	-	-
Employee Training	-	-	-	-	-	-	-
Office Expenses	-	-	-	-	-	-	-
Telecommunications	-	-	-	-	-	-	-
Data Processing	-	-	-	-	-	-	-
Professional Services	-	-	-	-	-	-	-
IT Professional Services	-	-	-	-	-	-	-
Attorney General	-	-	-	-	-	-	-
Employee Recruitment and Develop	-	-	-	-	-	-	-
Dues and Subscriptions	-	-	-	-	-	-	-
Expendable Prop 250 - 5000	-	-	-	-	-	-	-
IT Expendable Property	-	-	-	-	-	-	-
Total Services & Supplies	**-**	**-**	**-**	**-**	**-**	**-**	**-**

_____ Agency Request _____ Governor's Budget _____ Legislatively Adopted
2027-29 Biennium Page _____ Essential and Policy Package Fiscal Impact Summary - BPR013

ESSENTIAL AND POLICY PACKAGE FISCAL IMPACT SUMMARY

Housing & Community Svcs Dept
Pkg: 010 - Vacancy Factor and Non-ORPICS Personal Services

Cross Reference Name: Disaster Recovery & Resiliency
Cross Reference Number: 91400-060-00-00-00000

Description	General Fund	Lottery Funds	Other Funds	Federal Funds	Nonlimited Other Funds	Nonlimited Federal Funds	All Funds
Special Payments							
Other Special Payments	-	-	-	-	-	-	-
Total Special Payments	**-**	**-**	**-**	**-**	**-**	**-**	**-**
Total Expenditures							
Total Expenditures	17,514	-	(2,509)	(249,563)	-	-	(234,558)
Total Expenditures	**$17,514**	**-**	**($2,509)**	**($249,563)**	**-**	**-**	**($234,558)**
Ending Balance							
Ending Balance	-	-	2,509	249,563	-	-	252,072
Total Ending Balance	**-**	**-**	**$2,509**	**$249,563**	**-**	**-**	**$252,072**

ESSENTIAL AND POLICY PACKAGE FISCAL IMPACT SUMMARY

Housing & Community Svcs Dept
Pkg: 021 - Phase-in

Cross Reference Name: Disaster Recovery & Resiliency
Cross Reference Number: 91400-060-00-00-00000

Description	General Fund	Lottery Funds	Other Funds	Federal Funds	Nonlimited Other Funds	Nonlimited Federal Funds	All Funds
Revenues							
General Fund Appropriation	-	-	-	-	-	-	-
Other Revenues	-	-	-	-	-	-	-
Federal Funds	-	-	-	-	-	-	-
Total Revenues	**-**	**-**	**-**	**-**	**-**	**-**	**-**
Personal Services							
Class/Unclass Sal. and Per Diem	(173,448)	-	-	4,715,808	-	-	4,542,360
Empl. Rel. Bd. Assessments	-	-	-	1,580	-	-	1,580
Public Employees' Retire Cont	(42,877)	-	-	1,165,748	-	-	1,122,871
Social Security Taxes	(13,269)	-	-	360,760	-	-	347,491
Paid Family Medical Leave Insurance	(693)	-	-	18,864	-	-	18,171
Worker's Comp. Assess. (WCD)	-	-	-	760	-	-	760
Mass Transit Tax	-	-	-	-	-	-	-
Flexible Benefits	-	-	-	883,200	-	-	883,200
Total Personal Services	**($230,287)**	**-**	**-**	**$7,146,720**	**-**	**-**	**$6,916,433**
Services & Supplies							
Instate Travel	3,600	-	1,800	3,234	-	-	8,634
Employee Training	2,850	-	1,425	2,523	-	-	6,798
Office Expenses	6,480	-	3,240	5,995	-	-	15,715
Telecommunications	2,160	-	1,800	1,853	-	-	5,813
State Gov. Service Charges	-	-	-	-	-	-	-
Data Processing	2,640	-	1,320	2,777	-	-	6,737
Professional Services	183,827	-	-	-	-	-	183,827

_____ Agency Request
2027-29 Biennium

_____ Governor's Budget
Page _____

_____ Legislatively Adopted
Essential and Policy Package Fiscal Impact Summary - BPR013

ESSENTIAL AND POLICY PACKAGE FISCAL IMPACT SUMMARY

Housing & Community Svcs Dept
Pkg: 021 - Phase-in

Cross Reference Name: Disaster Recovery & Resiliency
Cross Reference Number: 91400-060-00-00-00000

Description	General Fund	Lottery Funds	Other Funds	Federal Funds	Nonlimited Other Funds	Nonlimited Federal Funds	All Funds
Services & Supplies							
Employee Recruitment and Develop	430	-	215	413	-	-	1,058
Other Services and Supplies	14,700	-	4,900	8,175	-	-	27,775
Expendable Prop 250 - 5000	8,600	-	4,300	43,000	-	-	55,900
IT Expendable Property	5,000	-	2,500	6,759	-	-	14,259
Total Services & Supplies	**$230,287**	**-**	**$21,500**	**$74,729**	**-**	**-**	**$326,516**
Special Payments							
Other Special Payments	-	-	-	-	-	-	-
Total Special Payments	**-**	**-**	**-**	**-**	**-**	**-**	**-**
Total Expenditures							
Total Expenditures	-	-	21,500	7,221,449	-	-	7,242,949
Total Expenditures	**-**	**-**	**$21,500**	**$7,221,449**	**-**	**-**	**$7,242,949**
Ending Balance							
Ending Balance	-	-	(21,500)	(7,221,449)	-	-	(7,242,949)
Total Ending Balance	**-**	**-**	**($21,500)**	**($7,221,449)**	**-**	**-**	**($7,242,949)**
Total Positions							
Total Positions							20
Total Positions	**-**	**-**	**-**	**-**	**-**	**-**	**20**

_____ Agency Request
2027-29 Biennium

_____ Governor's Budget
Page _____

_____ Legislatively Adopted
Essential and Policy Package Fiscal Impact Summary - BPR013

ESSENTIAL AND POLICY PACKAGE FISCAL IMPACT SUMMARY

Housing & Community Svcs Dept
Pkg: 021 - Phase-in

Cross Reference Name: Disaster Recovery & Resiliency
Cross Reference Number: 91400-060-00-00-00000

Description	General Fund	Lottery Funds	Other Funds	Federal Funds	Nonlimited Other Funds	Nonlimited Federal Funds	All Funds
Total FTE							
Total FTE							20.00
Total FTE	-	-	-	-	-	-	**20.00**

ESSENTIAL AND POLICY PACKAGE FISCAL IMPACT SUMMARY

Housing & Community Svcs Dept
Pkg: 022 - Phase-out Pgm & One-time Costs

Cross Reference Name: Disaster Recovery & Resiliency
Cross Reference Number: 91400-060-00-00-00000

Description	General Fund	Lottery Funds	Other Funds	Federal Funds	Nonlimited Other Funds	Nonlimited Federal Funds	All Funds
Beginning Balance							
Beginning Balance	-	-	-	-	-	-	-
Beginning Balance Adjustment	-	-	-	-	-	-	-
Total Beginning Balance	**-**	**-**	**-**	**-**	**-**	**-**	**-**
Revenues							
General Fund Appropriation	-	-	-	-	-	-	-
Federal Funds	-	-	-	-	-	-	-
Total Revenues	**-**	**-**	**-**	**-**	**-**	**-**	**-**
Personal Services							
Mass Transit Tax	-	-	-	-	-	-	-
Total Personal Services	**-**	**-**	**-**	**-**	**-**	**-**	**-**
Services & Supplies							
Instate Travel	-	-	-	-	-	-	-
Out of State Travel	-	-	-	-	-	-	-
Employee Training	-	-	-	-	-	-	-
Office Expenses	-	-	-	-	-	-	-
Telecommunications	-	-	-	-	-	-	-
State Gov. Service Charges	-	-	-	-	-	-	-
Data Processing	-	-	-	-	-	-	-
Professional Services	-	-	-	-	-	-	-
IT Professional Services	-	-	-	-	-	-	-
Attorney General	-	-	-	-	-	-	-

_____ Agency Request
2027-29 Biennium

_____ Governor's Budget
Page _____

_____ Legislatively Adopted
Essential and Policy Package Fiscal Impact Summary - BPR013

ESSENTIAL AND POLICY PACKAGE FISCAL IMPACT SUMMARY

Housing & Community Svcs Dept
Pkg: 022 - Phase-out Pgm & One-time Costs

Cross Reference Name: Disaster Recovery & Resiliency
Cross Reference Number: 91400-060-00-00-00000

Description	General Fund	Lottery Funds	Other Funds	Federal Funds	Nonlimited Other Funds	Nonlimited Federal Funds	All Funds
Services & Supplies							
Employee Recruitment and Develop	-	-	-	-	-	-	-
Dues and Subscriptions	-	-	-	-	-	-	-
Other Services and Supplies	-	-	-	-	-	-	-
Expendable Prop 250 - 5000	-	-	-	-	-	-	-
IT Expendable Property	-	-	-	-	-	-	-
Total Services & Supplies	**-**	**-**	**-**	**-**	**-**	**-**	**-**
Special Payments							
Other Special Payments	-	-	-	-	-	-	-
Total Special Payments	**-**	**-**	**-**	**-**	**-**	**-**	**-**
Total Expenditures							
Total Expenditures	-	-	-	-	-	-	-
Total Expenditures	**-**	**-**	**-**	**-**	**-**	**-**	**-**
Ending Balance							
Ending Balance	-	-	-	-	-	-	-
Total Ending Balance	**-**	**-**	**-**	**-**	**-**	**-**	**-**

ESSENTIAL AND POLICY PACKAGE FISCAL IMPACT SUMMARY

Housing & Community Svcs Dept
Pkg: 031 - Standard Inflation

Cross Reference Name: Disaster Recovery & Resiliency
Cross Reference Number: 91400-060-00-00-00000

Description	General Fund	Lottery Funds	Other Funds	Federal Funds	Nonlimited Other Funds	Nonlimited Federal Funds	All Funds
Revenues							
General Fund Appropriation	4,534	-	-	-	-	-	4,534
Total Revenues	**$4,534**	**-**	**-**	**-**	**-**	**-**	**$4,534**
Services & Supplies							
Instate Travel	473	-	-	2,771	-	-	3,244
Employee Training	416	-	-	3,070	-	-	3,486
Office Expenses	848	-	-	4,974	-	-	5,822
Telecommunications	297	-	-	1,776	-	-	2,073
Data Processing	347	-	-	2,345	-	-	2,692
Professional Services	-	-	-	2,309,083	-	-	2,309,083
IT Professional Services	-	-	-	139,500	-	-	139,500
Attorney General	-	-	-	37,467	-	-	37,467
Employee Recruitment and Develop	61	-	-	497	-	-	558
Dues and Subscriptions	-	-	-	924	-	-	924
Other Services and Supplies	1,444	-	-	2,000	-	-	3,444
Expendable Prop 250 - 5000	-	-	-	6,608	-	-	6,608
IT Expendable Property	648	-	-	5,654	-	-	6,302
Total Services & Supplies	**$4,534**	**-**	**-**	**$2,516,669**	**-**	**-**	**$2,521,203**
Special Payments							
Other Special Payments	-	-	358,176	9,195,172	-	-	9,553,348
Total Special Payments	**-**	**-**	**$358,176**	**$9,195,172**	**-**	**-**	**$9,553,348**

_____ Agency Request
2027-29 Biennium

_____ Governor's Budget
Page _____

_____ Legislatively Adopted
Essential and Policy Package Fiscal Impact Summary - BPR013

ESSENTIAL AND POLICY PACKAGE FISCAL IMPACT SUMMARY

Housing & Community Svcs Dept
Pkg: 031 - Standard Inflation

Cross Reference Name: Disaster Recovery & Resiliency
Cross Reference Number: 91400-060-00-00-00000

Description	General Fund	Lottery Funds	Other Funds	Federal Funds	Nonlimited Other Funds	Nonlimited Federal Funds	All Funds
Total Expenditures							
Total Expenditures	4,534	-	358,176	11,711,841	-	-	12,074,551
Total Expenditures	**$4,534**	**-**	**$358,176**	**$11,711,841**	**-**	**-**	**$12,074,551**
Ending Balance							
Ending Balance	-	-	(358,176)	(11,711,841)	-	-	(12,070,017)
Total Ending Balance	**-**	**-**	**($358,176)**	**($11,711,841)**	**-**	**-**	**($12,070,017)**

DETAIL OF LOTTERY FUNDS, OTHER FUNDS, AND FEDERAL FUNDS REVENUE

Housing & Community Svcs Dept **Agency Number: 91400**

2027-29 Biennium **Cross Reference Number: 91400-060-00-00-00000**

Source	2023-25 Actuals	2025-27 Leg Adopted Budget	2025-27 Leg Approved Budget	2027-29 Agency Request Budget	2027-29 Governor's Budget	2027-29 Leg. Adopted Budget
Other Funds						
Interest Income	2,441,636	3,600,000	3,600,000	1,612,001	-	-
Housing Div Loan Repayments	-	10,325,336	10,325,336	-	-	-
Transfer Out - Intrafund	(2,645,215)	(520,154)	(520,154)	-	-	-
Total Other Funds	**($203,579)**	**$13,405,182**	**$13,405,182**	**$1,612,001**	**-**	**-**
Federal Funds						
Federal Funds	54,892,681	169,635,474	170,225,333	236,910,778	-	-
Transfer Out - Intrafund	-	(2,249,533)	(2,249,533)	-	-	-
Total Federal Funds	**$54,892,681**	**$167,385,941**	**$167,975,800**	**$236,910,778**	**-**	**-**

DETAIL OF LOTTERY FUNDS, OTHER FUNDS, AND FEDERAL FUNDS REVENUE

Source	Fund	ORBITS Revenue Acct	2023-25 Actual	2025-27 Leg Adopted	2025-27 Estimates	2027-29 Agency Requested
Other Funds Limited	**3400**					
Interest Income						
Interest - Disaster Recovery & Resiliency	3400	0605	$ 2,441,636	$ 3,600,000	$ 1,612,001	$ 1,612,001
Housing Division Loan Repayments						
Disaster Recovery and Resiliency	3400	0930	$ -	$ 10,325,336	$ -	$ -
Transfer Out - Intrafund	3400	2010	$ -	$ (520,154)	$ -	$ -
Total Other Funds Limited	**3400**		$ 2,441,636	$ 13,405,182	$ 1,612,001	$ 1,612,001
Federal Funds Limited	**6400**					
Federal Funds Revenue		0995				
Department of Housing & Urban Development	6400	0955	$ 62,928,341	$ 169,635,474	$ 236,910,778	$ 236,910,778
Transfer Out - Intrafund	6400	2010	$ -	$ (2,249,533)	$ (2,249,533)	$ -
Total Federal Funds Limited	**6400**		**$ 62,928,341**	**$ 167,385,941**	**$ 234,661,245**	**$ 236,910,778**

Central Services

OREGON HOUSING and COMMUNITY SERVICES

Central Services 2025-27 Organizational Charts

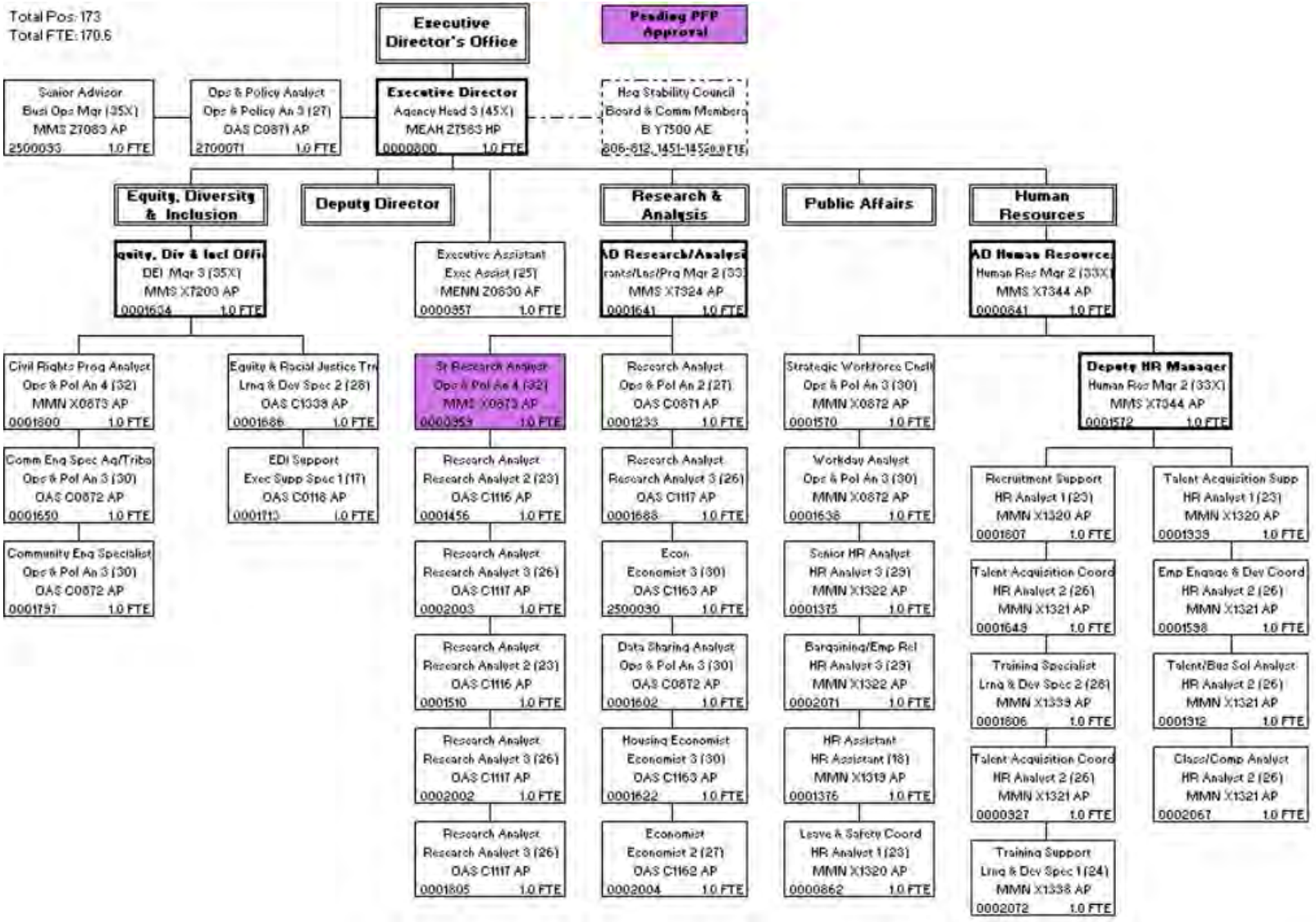

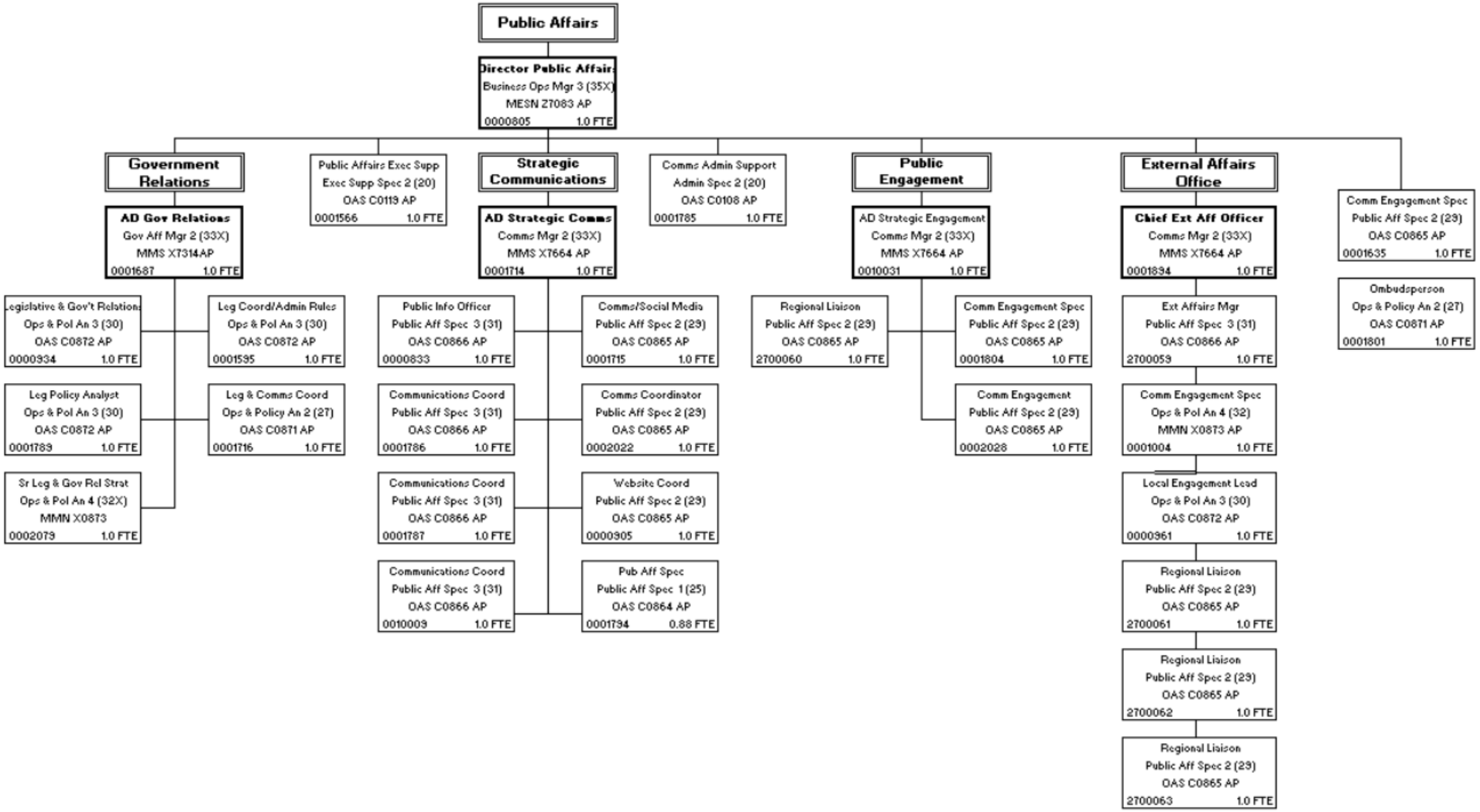
Public Affairs
Director Public Affairs
Business Ops Mgr 3 (35X)
MESN Z7083 AP
0000805 1.0 FTE
Government Relations
AD Gov Relations
Gov Aff Mgr 2 (33X)
MMS X7314AP
0001687 1.0 FTE
Legislative & Gov't Relations
Ops & Pol An 3 (30)
OAS C0872 AP
0000934 1.0 FTE
Leg Coord/Admin Rules
Ops & Pol An 3 (30)
OAS C0872 AP
0001595 1.0 FTE
Leg Policy Analyst
Ops & Pol An 3 (30)
OAS C0872 AP
0001783 1.0 FTE
Leg & Comms Coord
Ops & Policy An 2 (27)
OAS C0871 AP
0001716 1.0 FTE
Sr Leg & Gov Rel Strat
Ops & Pol An 4 (32X)
MMN X0873
0002079 1.0 FTE
Public Affairs Exec Supp
Exec Supp Spec 2 (20)
OAS C0119 AP
0001566 1.0 FTE
Strategic Communications
AD Strategic Comms
Comms Mgr 2 (33X)
MMS X7664 AP
0001714 1.0 FTE
Public Info Officer
Public Aff Spec 3 (31)
OAS C0866 AP
0000833 1.0 FTE
Comms/Social Media
Public Aff Spec 2 (29)
OAS C0865 AP
0001715 1.0 FTE
Communications Coord
Public Aff Spec 3 (31)
OAS C0866 AP
0001786 1.0 FTE
Comms Coordinator
Public Aff Spec 2 (29)
OAS C0865 AP
0002022 1.0 FTE
Communications Coord
Public Aff Spec 3 (31)
OAS C0866 AP
0001787 1.0 FTE
Website Coord
Public Aff Spec 2 (29)
OAS C0865 AP
0000905 1.0 FTE
Communications Coord
Public Aff Spec 3 (31)
OAS C0866 AP
0010009 1.0 FTE
Pub Aff Spec
Public Aff Spec 1 (25)
OAS C0864 AP
0001794 0.88 FTE
Comms Admin Support
Admin Spec 2 (20)
OAS C0108 AP
0001785 1.0 FTE
Public Engagement
AD Strategic Engagement
Comms Mgr 2 (33X)
MMS X7664 AP
0010031 1.0 FTE
Regional Liaison
Public Aff Spec 2 (29)
OAS C0865 AP
2700060 1.0 FTE
Comm Engagement Spec
Public Aff Spec 2 (29)
OAS C0865 AP
0001804 1.0 FTE
Comm Engagement
Public Aff Spec 2 (29)
OAS C0865 AP
0002028 1.0 FTE
External Affairs Office
Chief Ext Aff Officer
Comms Mgr 2 (33X)
MMS X7664 AP
0001834 1.0 FTE
Ext Affairs Mgr
Public Aff Spec 3 (31)
OAS C0866 AP
2700059 1.0 FTE
Comm Engagement Spec
Ops & Pol An 4 (32)
MMN X0873 AP
0001004 1.0 FTE
Local Engagement Lead
Ops & Pol An 3 (30)
OAS C0872 AP
0000961 1.0 FTE
Regional Liaison
Public Aff Spec 2 (29)
OAS C0865 AP
2700061 1.0 FTE
Regional Liaison
Public Aff Spec 2 (29)
OAS C0865 AP
2700062 1.0 FTE
Regional Liaison
Public Aff Spec 2 (29)
OAS C0865 AP
2700063 1.0 FTE
Comm Engagement Spec
Public Aff Spec 2 (29)
OAS C0865 AP
0001635 1.0 FTE
Ombudsperson
Ops & Policy An 2 (27)
OAS C0871 AP
0001801 1.0 FTE

BUDGET NARRATIVE

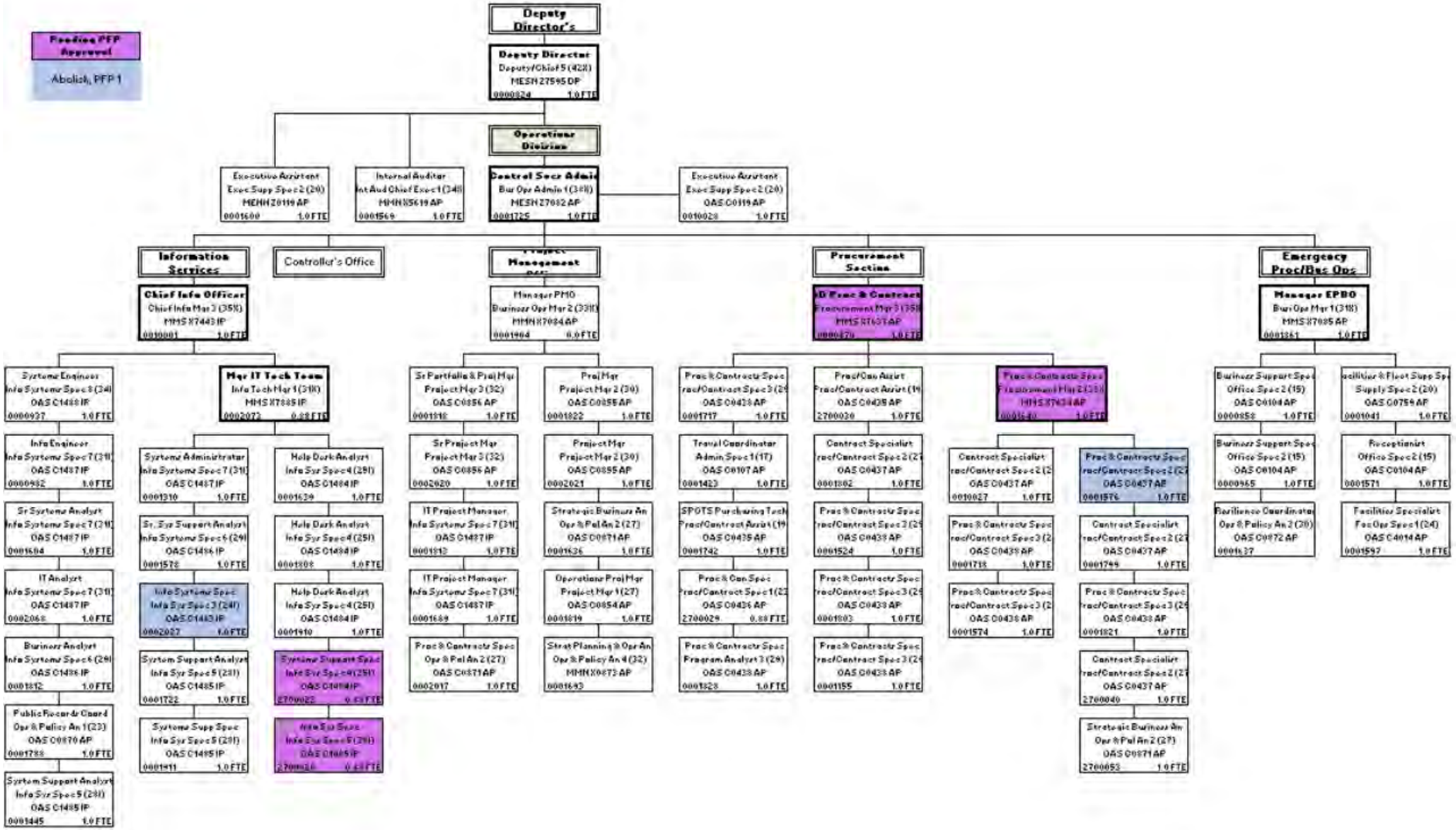

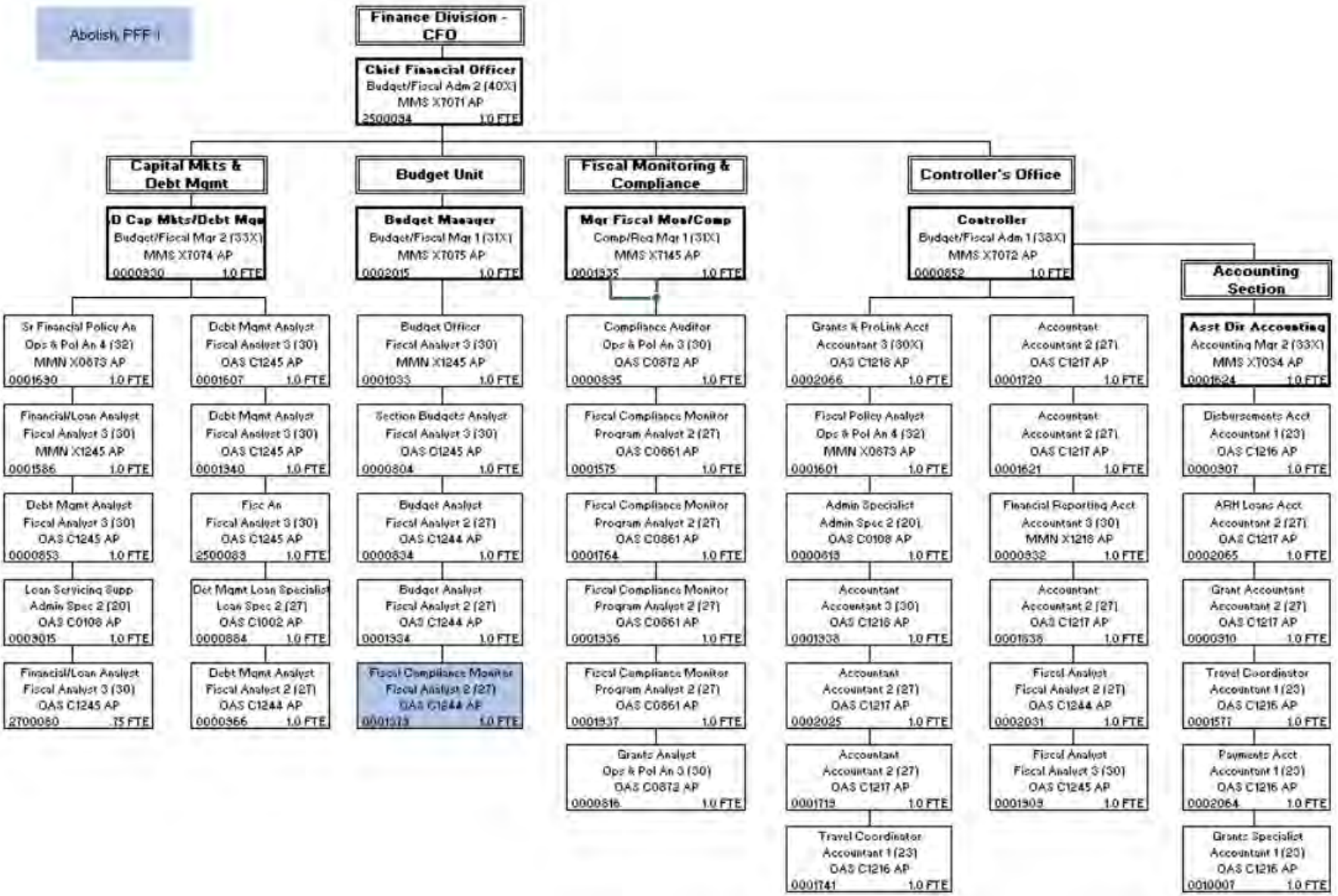
Abolish, PFF I
Finance Division - CFO
Chief Financial Officer
Budget/Fiscal Adm 2 (40X)
MMS X7071 AP
2500094 1.0 FTE
Capital Mkts & Debt Mgmt
Budget Unit
Fiscal Monitoring & Compliance
Controller's Office
D Cap Mkts/Debt Mgt
Budget/Fiscal Mgr 2 (33X)
MMS X7074 AP
0000930 1.0 FTE
Budget Manager
Budget/Fiscal Mgr 1 (31X)
MMS X7075 AP
0002015 1.0 FTE
Mgr Fiscal Mon/Comp
Comp/Req Mgr 1 (31X)
MMS X7145 AP
0001935 1.0 FTE
Controller
Budget/Fiscal Adm 1 (38X)
MMS X7072 AP
0000852 1.0 FTE
Accounting Section
Sr Financial Policy An
Ops & Pol An 4 (32)
MMN X0873 AP
0001630 1.0 FTE
Financial/Loan Analyst
Fiscal Analyst 3 (30)
MMN X1245 AP
0001586 1.0 FTE
Debt Mgmt Analyst
Fiscal Analyst 3 (30)
OAS C1245 AP
0000853 1.0 FTE
Loan Servicing Supp
Admin Spec 2 (20)
OAS C0108 AP
0003015 1.0 FTE
Financial/Loan Analyst
Fiscal Analyst 3 (30)
OAS C1245 AP
2700060 .75 FTE
Debt Mgmt Analyst
Fiscal Analyst 3 (30)
OAS C1245 AP
0001607 1.0 FTE
Debt Mgmt Analyst
Fiscal Analyst 3 (30)
OAS C1245 AP
0001340 1.0 FTE
Fisc An
Fiscal Analyst 3 (30)
OAS C1245 AP
2500083 1.0 FTE
Dbt Mgmt Loan Specialist
Loan Spec 2 (27)
OAS C1002 AP
0000884 1.0 FTE
Debt Mgmt Analyst
Fiscal Analyst 2 (27)
OAS C1244 AP
0000966 1.0 FTE
Budget Officer
Fiscal Analyst 3 (30)
MMN X1245 AP
0001033 1.0 FTE
Section Budgets Analyst
Fiscal Analyst 3 (30)
OAS C1245 AP
0000804 1.0 FTE
Budget Analyst
Fiscal Analyst 2 (27)
OAS C1244 AP
0000834 1.0 FTE
Budget Analyst
Fiscal Analyst 2 (27)
OAS C1244 AP
0001934 1.0 FTE
Fiscal Compliance Monitor
Fiscal Analyst 2 (27)
OAS C1244 AP
0001933 1.0 FTE
Compliance Auditor
Ops & Pol An 3 (30)
OAS C0872 AP
0000835 1.0 FTE
Fiscal Compliance Monitor
Program Analyst 2 (27)
OAS C0861 AP
0001575 1.0 FTE
Fiscal Compliance Monitor
Program Analyst 2 (27)
OAS C0861 AP
0001764 1.0 FTE
Fiscal Compliance Monitor
Program Analyst 2 (27)
OAS C0861 AP
0001936 1.0 FTE
Fiscal Compliance Monitor
Program Analyst 2 (27)
OAS C0861 AP
0001937 1.0 FTE
Grants Analyst
Ops & Pol An 3 (30)
OAS C0872 AP
0000816 1.0 FTE
Grants & ProLink Acct
Accountant 3 (30X)
OAS C1216 AP
0002066 1.0 FTE
Fiscal Policy Analyst
Ops & Pol An 4 (32)
MMN X0873 AP
0001601 1.0 FTE
Admin Specialist
Admin Spec 2 (20)
OAS C0108 AP
0000618 1.0 FTE
Accountant
Accountant 3 (30)
OAS C1216 AP
0001938 1.0 FTE
Accountant
Accountant 2 (27)
OAS C1217 AP
0002025 1.0 FTE
Accountant
Accountant 2 (27)
OAS C1217 AP
0001719 1.0 FTE
Travel Coordinator
Accountant 1 (23)
OAS C1216 AP
0001741 1.0 FTE
Accountant
Accountant 2 (27)
OAS C1217 AP
0001720 1.0 FTE
Accountant
Accountant 2 (27)
OAS C1217 AP
0001621 1.0 FTE
Financial Reporting Acct
Accountant 3 (30)
MMN X1218 AP
0000932 1.0 FTE
Accountant
Accountant 2 (27)
OAS C1217 AP
0001535 1.0 FTE
Fiscal Analyst
Fiscal Analyst 2 (27)
OAS C1244 AP
0002031 1.0 FTE
Fiscal Analyst
Fiscal Analyst 3 (30)
OAS C1245 AP
0001909 1.0 FTE
Asst Dir Accounting
Accounting Mgr 2 (33X)
MMS X7034 AP
0001624 1.0 FTE
Disbursements Acct
Accountant 1 (23)
OAS C1216 AP
0000307 1.0 FTE
ARH Loans Acct
Accountant 2 (27)
OAS C1217 AP
0002065 1.0 FTE
Grant Accountant
Accountant 2 (27)
OAS C1217 AP
0000310 1.0 FTE
Travel Coordinator
Accountant 1 (23)
OAS C1216 AP
0001571 1.0 FTE
Payments Acct
Accountant 1 (23)
OAS C1216 AP
0002064 1.0 FTE
Grants Specialist
Accountant 1 (20)
OAS C1216 AP
0010007 1.0 FTE

Central Services 2027-29 Organizational Charts

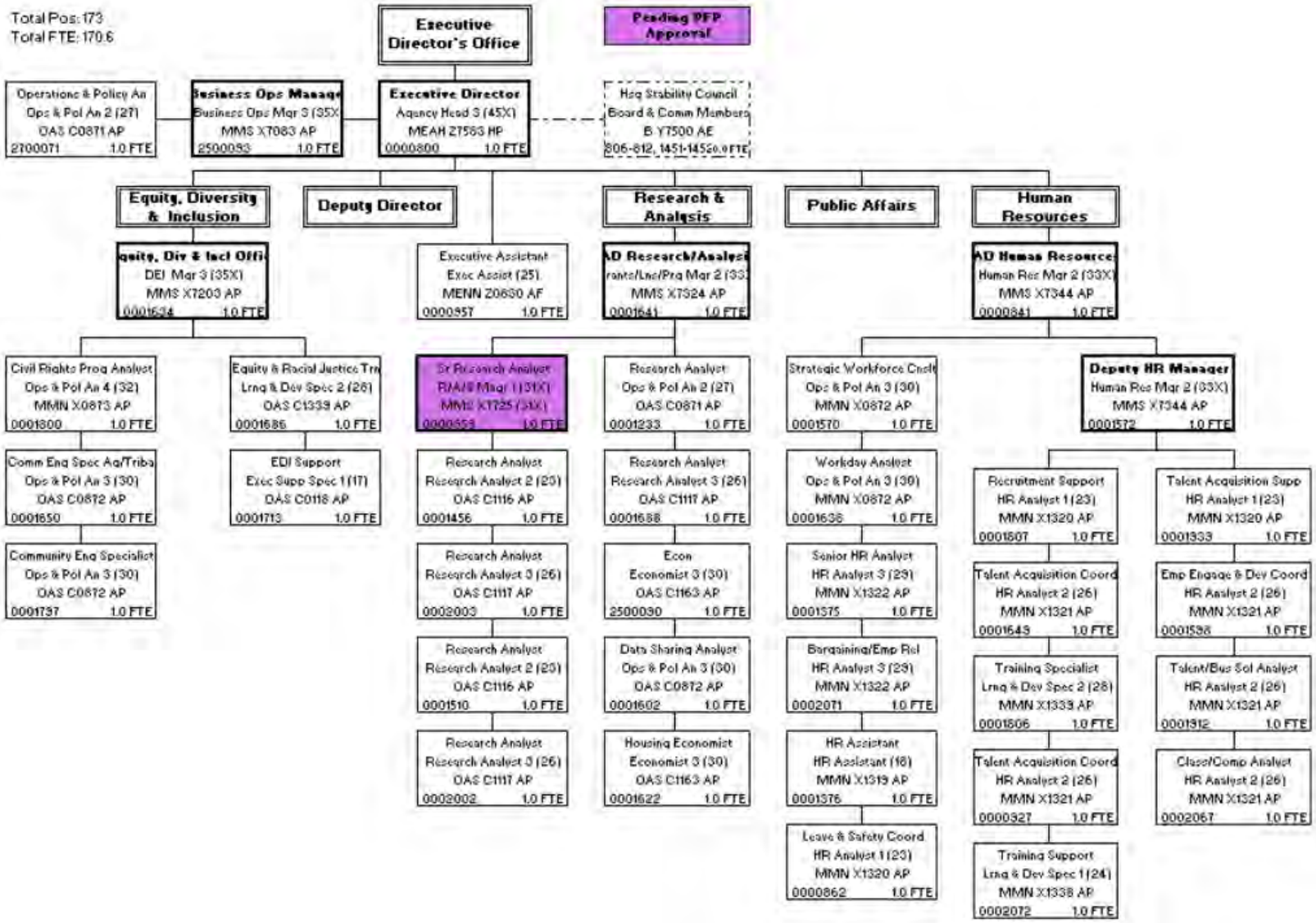

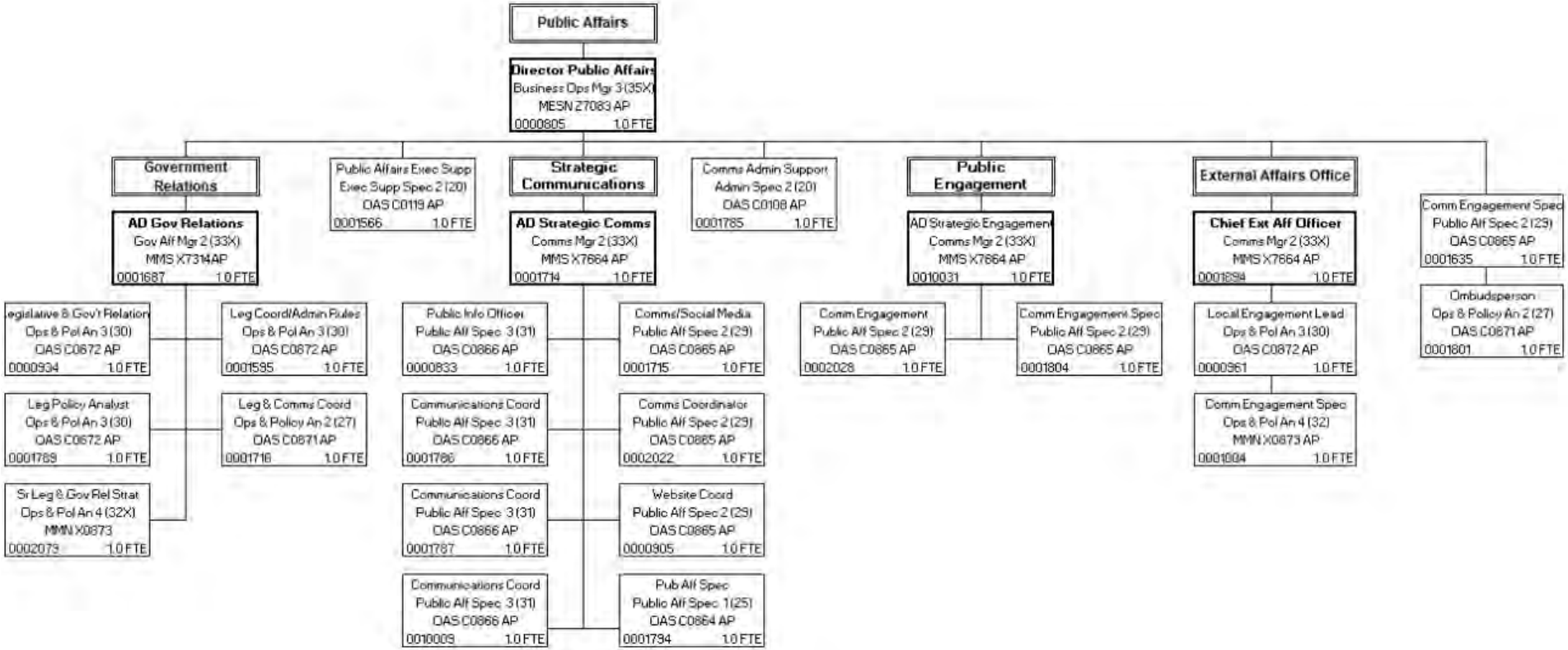
Public Affairs
Director Public Affairs
Business Ops Mgr 3 (35X)
MESN Z7083 AP
0000805 1.0 FTE
Government Relations
AD Gov Relations
Gov Aff Mgr 2 (33X)
MMS X7314 AP
0001687 1.0 FTE
egislative & Gov't Relation
Ops & Pol An 3 (30)
OAS C0872 AP
0000934 1.0 FTE
Leg Coord/Admin Rules
Ops & Pol An 3 (30)
OAS C0872 AP
0001595 1.0 FTE
Leg Policy Analyst
Ops & Pol An 3 (30)
OAS C0872 AP
0001769 1.0 FTE
Leg & Comms Coord
Ops & Policy An 2 (27)
OAS C0871 AP
0001716 1.0 FTE
Sr Leg & Gov Rel Strat
Ops & Pol An 4 (32X)
MMN X0873
0002079 1.0 FTE
Public Affairs Exec Supp
Exec Supp Spec 2 (20)
OAS C0119 AP
0001566 1.0 FTE
Strategic Communications
AD Strategic Comms
Comms Mgr 2 (33X)
MMS X7664 AP
0001714 1.0 FTE
Public Info Officer
Public Aff Spec 3 (31)
OAS C0866 AP
0000833 1.0 FTE
Comms/Social Media
Public Aff Spec 2 (29)
OAS C0865 AP
0001715 1.0 FTE
Communications Coord
Public Aff Spec 3 (31)
OAS C0866 AP
0001786 1.0 FTE
Comms Coordinator
Public Aff Spec 2 (29)
OAS C0865 AP
0002022 1.0 FTE
Communications Coord
Public Aff Spec 3 (31)
OAS C0866 AP
0001787 1.0 FTE
Website Coord
Public Aff Spec 2 (29)
OAS C0865 AP
0000905 1.0 FTE
Communications Coord
Public Aff Spec 3 (31)
OAS C0866 AP
0001009 1.0 FTE
Pub Aff Spec
Public Aff Spec 1 (25)
OAS C0864 AP
0001794 1.0 FTE
Comms Admin Support
Admin Spec 2 (20)
OAS C0108 AP
0001785 1.0 FTE
Public Engagement
AD Strategic Engagement
Comms Mgr 2 (33X)
MMS X7664 AP
0010031 1.0 FTE
Comm Engagement
Public Aff Spec 2 (29)
OAS C0865 AP
0002028 1.0 FTE
Comm Engagement Spec
Public Aff Spec 2 (29)
OAS C0865 AP
0001804 1.0 FTE
External Affairs Office
Chief Ext Aff Officer
Comms Mgr 2 (33X)
MMS X7664 AP
0001694 1.0 FTE
Local Engagement Lead
Ops & Pol An 3 (30)
OAS C0872 AP
0000961 1.0 FTE
Comm Engagement Spec
Ops & Pol An 4 (32)
MMN X0873 AP
0001004 1.0 FTE
Comm Engagement Spec
Public Aff Spec 2 (29)
OAS C0865 AP
0001635 1.0 FTE
Ombudsperson
Ops & Policy An 2 (27)
OAS C0871 AP
0001801 1.0 FTE

BUDGET NARRATIVE

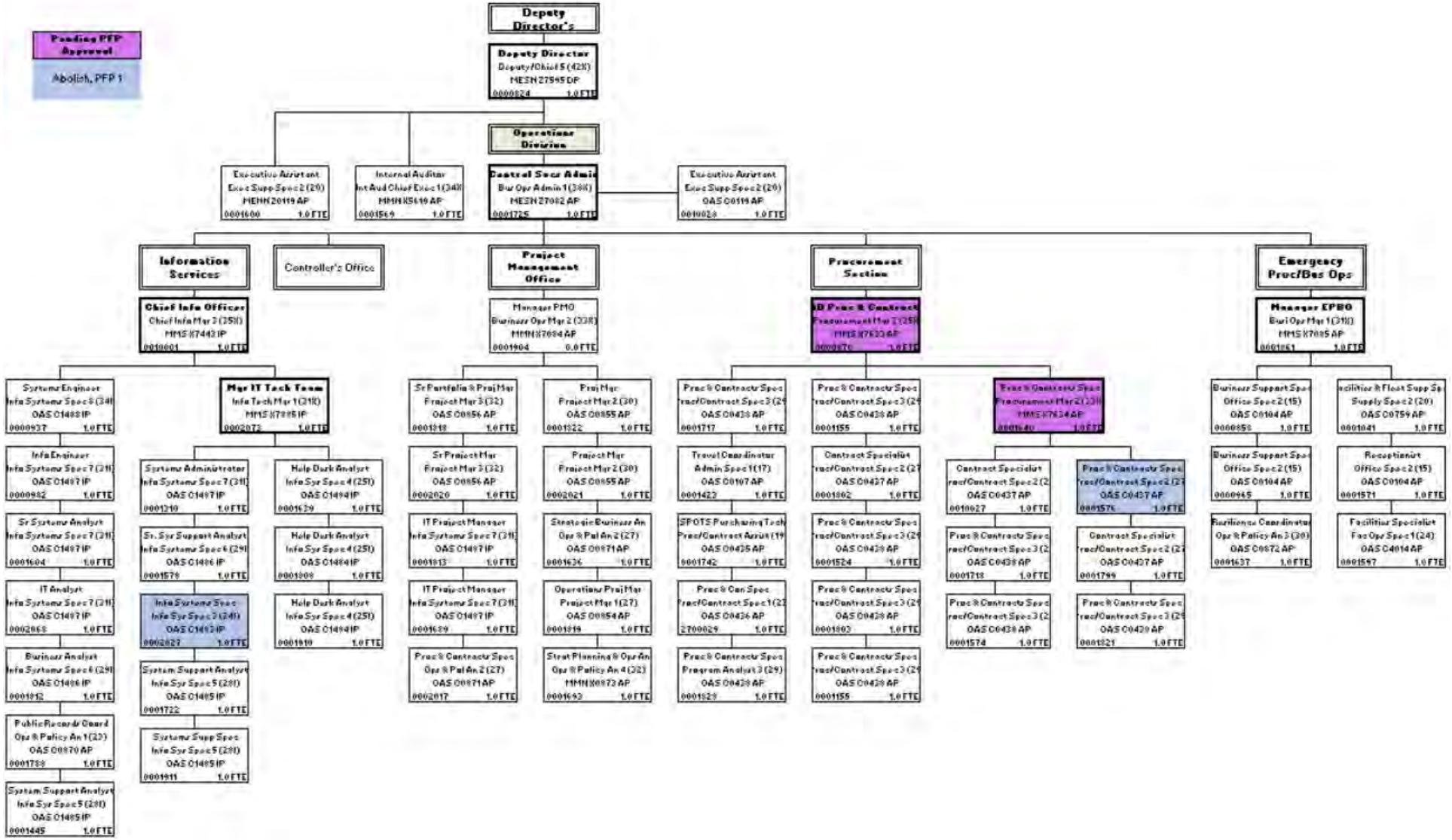

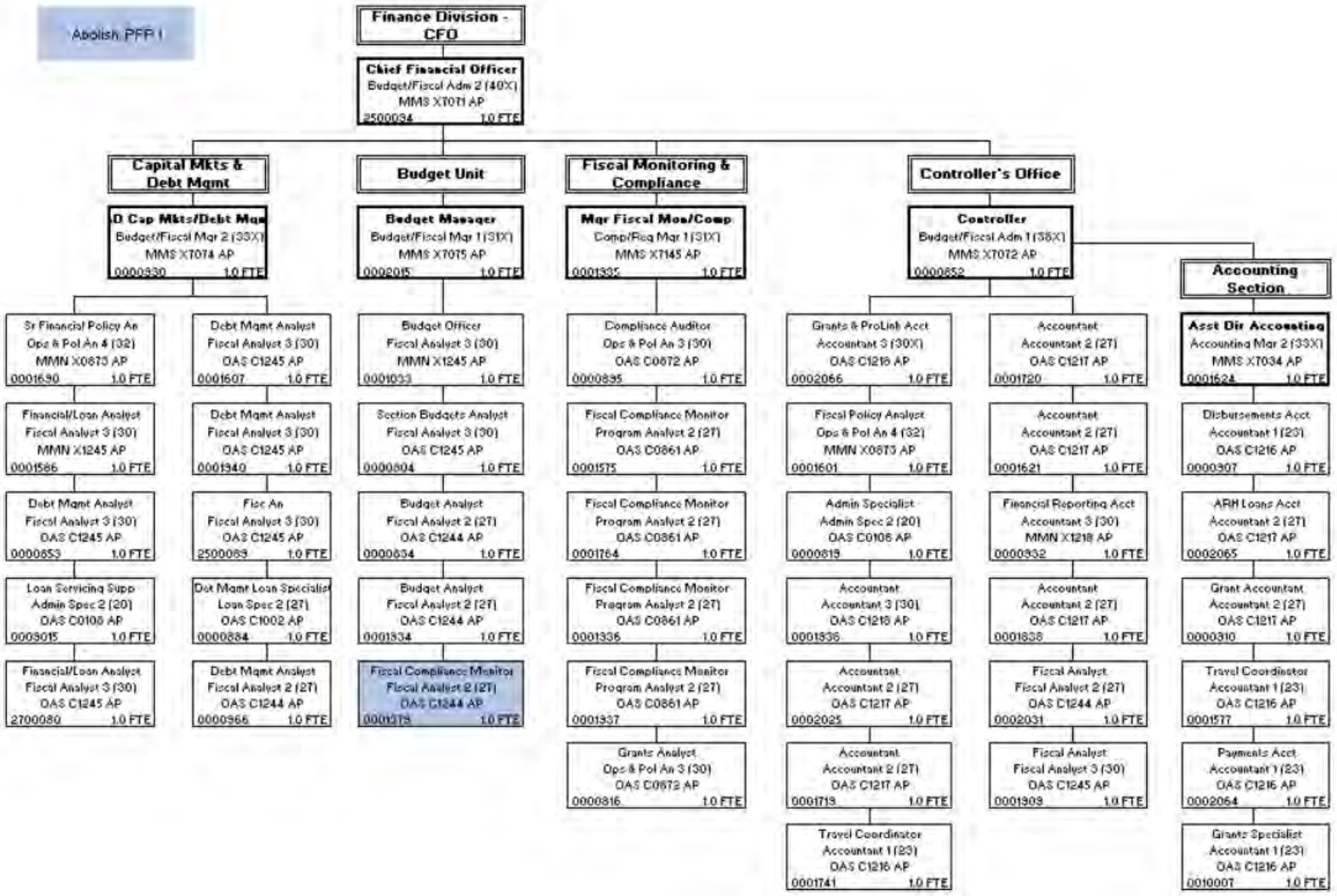
Abolish PFP I
Finance Division - CFO
Chief Financial Officer
Budget/Fiscal Adm 2 (40X)
MMS X7071 AP
2500094 1.0 FTE
Capital Mkts & Debt Mgmt
Budget Unit
Fiscal Monitoring & Compliance
Controller's Office
D Cap Mkts/Debt Mgm
Budget/Fiscal Mgr 2 (33X)
MMS X7074 AP
0000930 1.0 FTE
Budget Manager
Budget/Fiscal Mgr 1 (31X)
MMS X7075 AP
0000015 1.0 FTE
Mgr Fiscal Mon/Comp
Comp/Risq Mgr 1 (31X)
MMS X7145 AP
0001335 1.0 FTE
Controller
Budget/Fiscal Adm 1 (38X)
MMS X7072 AP
0000852 1.0 FTE
Accounting Section
Sr Financial Policy An
Ops & Pol An 4 (32)
MMN X0873 AP
0001690 1.0 FTE
Financial/Loan Analyst
Fiscal Analyst 3 (30)
MMN X1245 AP
0001586 1.0 FTE
Debt Mgmt Analyst
Fiscal Analyst 3 (30)
OAS C1245 AP
0000853 1.0 FTE
Loan Servicing Supp
Admin Spec 2 (20)
OAS C0108 AP
0003015 1.0 FTE
Financial/Loan Analyst
Fiscal Analyst 3 (30)
OAS C1245 AP
2700080 1.0 FTE
Debt Mgmt Analyst
Fiscal Analyst 3 (30)
OAS C1245 AP
0001607 1.0 FTE
Debt Mgmt Analyst
Fiscal Analyst 3 (30)
OAS C1245 AP
0001940 1.0 FTE
Fisc An
Fiscal Analyst 3 (30)
OAS C1245 AP
2500083 1.0 FTE
Debt Mgmt Loan Specialist
Loan Spec 2 (27)
OAS C1002 AP
0000884 1.0 FTE
Debt Mgmt Analyst
Fiscal Analyst 2 (27)
OAS C1244 AP
0000966 1.0 FTE
Budget Officer
Fiscal Analyst 3 (30)
MMN X1245 AP
0001033 1.0 FTE
Section Budgets Analyst
Fiscal Analyst 3 (30)
OAS C1245 AP
0000804 1.0 FTE
Budget Analyst
Fiscal Analyst 2 (27)
OAS C1244 AP
0000834 1.0 FTE
Budget Analyst
Fiscal Analyst 2 (27)
OAS C1244 AP
0001834 1.0 FTE
Fiscal Compliance Monitor
Fiscal Analyst 2 (27)
OAS C1244 AP
0001378 1.0 FTE
Compliance Auditor
Ops & Pol An 3 (30)
OAS C0872 AP
0000895 1.0 FTE
Fiscal Compliance Monitor
Program Analyst 2 (27)
OAS C0861 AP
0001575 1.0 FTE
Fiscal Compliance Monitor
Program Analyst 2 (27)
OAS C0861 AP
0001764 1.0 FTE
Fiscal Compliance Monitor
Program Analyst 2 (27)
OAS C0861 AP
0001336 1.0 FTE
Fiscal Compliance Monitor
Program Analyst 2 (27)
OAS C0861 AP
0001337 1.0 FTE
Grants Analyst
Ops & Pol An 3 (30)
OAS C0872 AP
0000816 1.0 FTE
Grants & ProLink Acct
Accountant 3 (30X)
OAS C1218 AP
0002066 1.0 FTE
Fiscal Policy Analyst
Ops & Pol An 4 (32)
MMN X0873 AP
0001601 1.0 FTE
Admin Specialist
Admin Spec 2 (20)
OAS C0108 AP
0000815 1.0 FTE
Accountant
Accountant 3 (30)
OAS C1218 AP
0001836 1.0 FTE
Accountant
Accountant 2 (27)
OAS C1217 AP
0002025 1.0 FTE
Accountant
Accountant 2 (27)
OAS C1217 AP
0001719 1.0 FTE
Travel Coordinator
Accountant 1 (23)
OAS C1216 AP
0001741 1.0 FTE
Accountant
Accountant 2 (27)
OAS C1217 AP
0001720 1.0 FTE
Accountant
Accountant 2 (27)
OAS C1217 AP
0001621 1.0 FTE
Financial Reporting Acct
Accountant 3 (30)
MMN X1218 AP
0000832 1.0 FTE
Accountant
Accountant 2 (27)
OAS C1217 AP
0001838 1.0 FTE
Fiscal Analyst
Fiscal Analyst 2 (27)
OAS C1244 AP
0002031 1.0 FTE
Fiscal Analyst
Fiscal Analyst 3 (30)
OAS C1245 AP
0001909 1.0 FTE
Asst Dir Accounting
Accounting Mgr 2 (33X)
MMS X7034 AP
0001624 1.0 FTE
Disbursements Acct
Accountant 1 (23)
OAS C1216 AP
0000307 1.0 FTE
ARH Loans Acct
Accountant 2 (27)
OAS C1217 AP
0002065 1.0 FTE
Grant Accountant
Accountant 2 (27)
OAS C1217 AP
0000310 1.0 FTE
Travel Coordinator
Accountant 1 (23)
OAS C1216 AP
0001577 1.0 FTE
Payments Acct
Accountant 1 (23)
OAS C1216 AP
0002064 1.0 FTE
Grants Specialist
Accountant 1 (23)
OAS C1216 AP
0010007 1.0 FTE

Central Services Executive Summary

Long-Term Focus Area: Healthy and Safe Communities, A Thriving Statewide Economy
Program Contact: Caleb Yant, Deputy Director

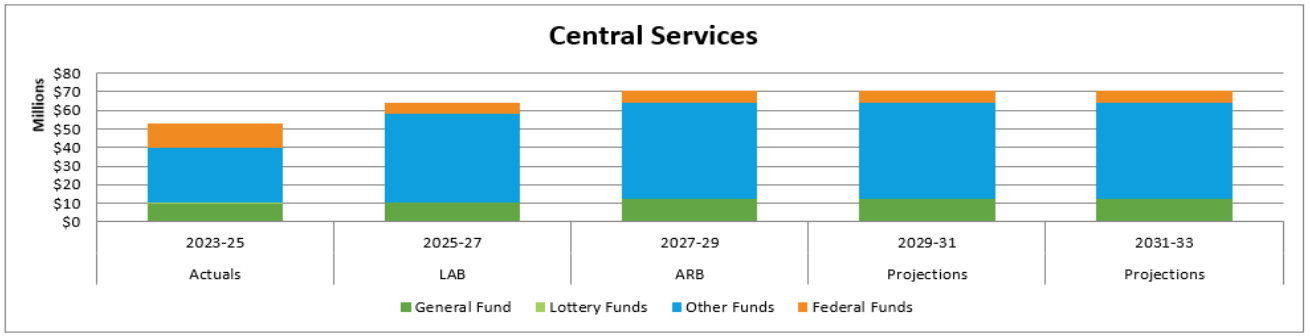

For 2021-23, Disaster Recovery & Resilience's actuals were recorded in Central Services but have been removed from this display.

Program Overview

The Central Services program unit provides essential leadership and business support crucial to achieving the core functions of the agency so that staff and partners advance OHCS' overarching mission of increasing access to stable housing for Oregonians throughout the housing continuum. Central Services includes the Director's and Deputy Director's Offices, Research, Public Affairs, Equity, Diversity and Inclusion, Human Resources, and the Central Services division that consists of Business Services, the Chief Financial Officer, Procurement and Grant Compliance, Accounting, Project Management Office, and Information Services.

Program Funding Request

None.

Central Services					
	23-25 Actuals	25-27 LAB	27-29 ARB	29-31 Projections	31-33 Projections
General Fund	$ 9,809,585	$ 10,552,662	$ 12,342,566	$ 12,342,566	$ 12,342,566
Lottery Funds	$ -	$ -	$ -	$ -	$ -
Other Funds	$ 29,453,722	$ 47,247,440	$ 51,493,179	$ 51,493,179	$ 51,493,179
Other Funds - Nonlimited	$ -	$ -	$ -	$ -	$ -
Federal Funds	$ 13,247,021	$ 6,301,855	$ 6,539,954	$ 6,539,954	$ 6,539,954
Federal Funds - Nonlimited	$ -	$ -	$ -	$ -	$ -
Total Funds	**$ 52,510,328**	**$ 64,101,957**	**$ 70,375,699**	**$ 70,375,699**	**$ 70,375,699**
Positions	156	155	153	153	153
FTE	152.35	155.40	153.00	153.00	153.00

For 2021-23, Disaster Recovery and Resilience's actuals were recorded in Central Services but have been removed from this display.

Program Description

The Central Services program area represents the business support functions within the agency and includes 1753. FTE. To provide clarity for internal and external readers, the budget format features the key responsibility areas of the agency: Housing Stabilization Programs, Affordable Rental Housing Programs, Homeownership Programs, Disaster Recovery and Resilience Programs, and Bond Activities and Debt Service. Central Services supports all these program areas. Centralizing the administrative and operational functions for all areas of the agency enables greater efficiency, by sharing workloads across divisions for core agency functions, and facilitates better assessment of program delivery effectiveness. OHCS has leaned in and prioritized the emphasis of centering Diversity, Equity, and Inclusion practices and procedures, and the Central Service support is instrumental to creating cross-divisional integration and the overall success of these priorities.

Program Justification

The Central Services program unit provides support to the entire agency to advance our commitment to Oregonians throughout the housing continuum. The guidance and support to the other program units at OHCS set the stage for OHCS

to identify program outcomes that are equitable and effective, allowing for data-driven policies, strategies, and decision-making. Central Services is responsible for ensuring the agency has sound business processes and principles and a well-trained workforce to deliver services. Central Services also leads development of effective communications, centering community needs in programming through meaningful external engagement and ensuring resources are leveraged with other public and private funds.

Program Performance

Performance measures within Central Services vary across business function; however, common drivers include compliance with rules and regulations, effective communication with stakeholders, efficient business processes, and equitable distribution of resources to communities across Oregon and grounded in racial justice. Relatedly, OHCS actively participates in statewide efforts to centralize work across the enterprise and with other government entities to streamline administrative functions and increase efficiency and effectiveness.

Funding Streams

All funding sources in the agency contribute to Central Services program costs. Based on the agency's HUD-approved cost allocation plan, the relative benefit received by each program pays for the allocated share of costs that contribute toward the Central Services program area. The agency's flexible funding sources, derived mostly from self-supporting activities, such as the bond-financed loan programs, administration of non-competitive federal tax credits, and contract duties performed for HUD, subsidize programs that do not provide sufficient revenue to cover costs.

Central Services Programs Description

The Central Services program unit provides essential leadership and business support crucial to achieving the core functions of the agency so staff and partners can make progress on OHCS' overarching mission of increasing access to stable housing for Oregonians throughout the housing continuum. Central Services includes the Director's and Deputy Director's Offices, Research, Public Affairs, Equity, Diversity and Inclusion, Human Resources, and the Central Services Division that consists of Business Services, the Chief Financial Office, Procurement and Grant Compliance, Accounting, Project Management Office, and Information Services.

Director's and Deputy Director's Offices

The Director's and Deputy Director's Offices provide overall leadership, policy direction, and administrative oversight for the department. The director and deputy director are the primary contacts for the Housing Stability Council, which consists of nine members who are appointed by the governor. As established in statute, the role of the council is summarized through six themes:

1. Helps establish strategic direction and policy framework for OHCS.
2. Helps the director foster constructive partnerships with other state agencies and key partners engaged in housing and community services.
3. Sets policy for and approves loans, grants, and funding awards.
4. Advises policymakers.
5. Informs the director's annual operating plan and biennial budget and oversees OHCS operations through regular reports from the director.
6. Advocates at all levels on behalf of the department and affordable housing.

Research

The Research and Analysis section supports the entire agency and has team members focused on and embedded within specific program areas. The team consists of research analysts, operations and policy analysts, and an economist. The outcome of the quantitative and qualitative analysis performed by the research section serves as the basis for how a significant portion of OHCS' resources are allocated and/or awarded. Additionally, the Research section leads efforts to share data across state agencies, with local governments, and with partner organizations, to enable better outcomes for vulnerable Oregonians.

Strategic planning includes the creation and implementation of OHCS' next Statewide Housing Plan and establishing and monitoring annual goals. A key component of this planning is establishing outcomes and metrics by which the agency can measure the success of its programs.

Public Affairs

Public Affairs teams include Government Relations, Strategic Communications, Community Engagement, and External Affairs. Public Affairs is the primary division that engages with the public, elected officials, and stakeholders to support legislative coordination, community outreach, communications, and rules coordination.

Equity, Diversity, and Inclusion

Equity, Diversity, and Inclusion (EDI) shepherds the agency's equity and racial justice work by engaging internally with executive leadership, management, and staff to develop and implement plans designed to meet the agency's goal of a diverse and inclusive workforce and tracking agencywide progress toward meeting the equity and racial justice goals of the agency's strategic plan, the Statewide Housing Plan (SWHP). EDI also engages externally with partners, stakeholders, and communities to ensure OHCS' efforts improve service equity to Oregonians. Lastly, EDI provides vision, direction, counsel, and leadership to all employees in areas of equity, racial justice, diversity, and inclusion in their daily work and in the agency's programs and activities.

Human Resources

Human Resources supports the agency by providing services such as employee recruitment and retention, employee training activities, leadership development, and workforce planning.

Central Service Division

The Central Services Division is composed of core sections that support the agency to achieve its mission. This includes accounting, finance, fiscal compliance, procurement and grants, budget, information systems, and project management. Work performed in this division ensures equity, accountability, transparency, stewardship, and security of state resources.

- Business Services provides administrative and operational support activities such as facilities management, worksite safety/security, non-IT inventory, reception and frontline support to the public, travel coordination, and mail and shipping processing duties.
- The Chief Financial Office provides services to the agency that include budgeting, accounting, grant administration and disbursement, and capital markets executions. The primary objectives of the Chief Financial Office are the effective stewardship of agency and federal funds, compliance with rules and regulations, and financial stability, including identification of opportunities to generate additional mission-driven funding.

- Procurement and Contracts provides the essential function of ensuring state and federal resources are awarded to local service providers throughout the state to advance core programs throughout the housing continuum. The agency manages a unique level of complexity with grants and contracts given that OHCS is statutorily provided with its own procurement authority.
- Project Management Office (PMO) provides support for initiatives throughout OHCS. The office provides business analysts and project managers to advance both information technology projects and non-IT projects. This support provides efficiency and structure to usher projects from initiation to implementation. The PMO provides valuable services that ensure successful and timely outcomes for agency initiatives.
- Information Services supports the agency's information technology needs, including network administration, application development, and desktop support functions.

Essential Packages

010 Vacancy Factor and Non-ORPICS Personal Services

This package contains adjustments for vacancy savings. In 2027-29 budget development, the vacancy savings calculation is 5% of the current service level for salaries and wages. The non-ORPICS-generated personal services inflation adjustment will be 4.9%. This package includes the Pension Obligation Bonds adjustment provided by the Department of Administrative Services (DAS) Chief Financial Office.

020 Phase-In/Phase-Out Programs and One-Time Costs

Phased-in programs include new programs and expansions programs funded for less than 24 months during the prior biennium but require a full 24 months in the next biennium and reflect the added cost of the program above the 2027-29 base budget level.

Phase-outs are the result of decreased costs from the elimination of pilot or other programs and other one-time costs not funded in the 2027-29 biennium.

Phase-in for the Central Services Division

None

Phase-Outs for the Central Services Division

None

030 Inflation and Price List Adjustments

This package contains adjustments for inflation and other price list adjustments including State Government Service Charges and Usage Based Charges as directed by DAS. Examples below.

- Standard Inflation: 4.9%
- Professional Services: 9.3%

ESSENTIAL AND POLICY PACKAGE FISCAL IMPACT SUMMARY

Housing & Community Svcs Dept
Pkg: 010 - Vacancy Factor and Non-ORPICS Personal Services

Cross Reference Name: Central Services
Cross Reference Number: 91400-070-00-00-00000

Description	General Fund	Lottery Funds	Other Funds	Federal Funds	Nonlimited Other Funds	Nonlimited Federal Funds	All Funds
Revenues							
General Fund Appropriation	(30,790)	-	-	-	-	-	(30,790)
Total Revenues	**($30,790)**	**-**	**-**	**-**	**-**	**-**	**($30,790)**
Personal Services							
Temporary Appointments	-	-	4,069	35	-	-	4,104
All Other Differential	-	-	561	7	-	-	568
Public Employees' Retire Cont	-	-	139	2	-	-	141
Social Security Taxes	-	-	354	4	-	-	358
Unemployment Assessments	-	-	220	1	-	-	221
Paid Family Medical Leave Insurance	-	-	2	-	-	-	2
Mass Transit Tax	24,112	-	29,961	-	-	-	54,073
Vacancy Savings	(54,902)	-	(177,157)	(9,605)	-	-	(241,664)
Total Personal Services	**($30,790)**	**-**	**($141,851)**	**($9,556)**	**-**	**-**	**($182,197)**
Services & Supplies							
State Gov. Service Charges	-	-	-	-	-	-	-
Total Services & Supplies	**-**	**-**	**-**	**-**	**-**	**-**	**-**
Total Expenditures							
Total Expenditures	(30,790)	-	(141,851)	(9,556)	-	-	(182,197)
Total Expenditures	**($30,790)**	**-**	**($141,851)**	**($9,556)**	**-**	**-**	**($182,197)**

_____ Agency Request
2027-29 Biennium

_____ Governor's Budget
Page _____

_____ Legislatively Adopted
Essential and Policy Package Fiscal Impact Summary - BPR013

ESSENTIAL AND POLICY PACKAGE FISCAL IMPACT SUMMARY

Housing & Community Svcs Dept
Pkg: 010 - Vacancy Factor and Non-ORPICS Personal Services

Cross Reference Name: Central Services
Cross Reference Number: 91400-070-00-00-00000

Description	General Fund	Lottery Funds	Other Funds	Federal Funds	Nonlimited Other Funds	Nonlimited Federal Funds	All Funds
Ending Balance							
Ending Balance	-	-	141,851	9,556	-	-	151,407
Total Ending Balance	**-**	**-**	**$141,851**	**$9,556**	**-**	**-**	**$151,407**

ESSENTIAL AND POLICY PACKAGE FISCAL IMPACT SUMMARY

Housing & Community Svcs Dept
Pkg: 031 - Standard Inflation

Cross Reference Name: Central Services
Cross Reference Number: 91400-070-00-00-00000

Description	General Fund	Lottery Funds	Other Funds	Federal Funds	Nonlimited Other Funds	Nonlimited Federal Funds	All Funds
Revenues							
General Fund Appropriation	539,384	-	-	-	-	-	539,384
Other Revenues	-	-	-	-	-	-	-
Federal Funds	-	-	-	-	-	-	-
Total Revenues	**$539,384**	**-**	**-**	**-**	**-**	**-**	**$539,384**
Transfers Out							
Tsfr To Marine Bd, Or State	-	-	-	-	-	-	-
Total Transfers Out	**-**	**-**	**-**	**-**	**-**	**-**	**-**
Services & Supplies							
Instate Travel	1,775	-	8,463	2,122	-	-	12,360
Out of State Travel	-	-	2,892	327	-	-	3,219
Employee Training	1,443	-	7,034	2,203	-	-	10,680
Office Expenses	3,195	-	18,315	3,437	-	-	24,947
Telecommunications	1,241	-	7,243	1,156	-	-	9,640
State Gov. Service Charges	478,065	-	574,639	30,664	-	-	1,083,368
Data Processing	1,517	-	35,783	1,364	-	-	38,664
Publicity and Publications	-	-	650	-	-	-	650
Professional Services	-	-	39,230	-	-	-	39,230
IT Professional Services	-	-	382	-	-	-	382
Attorney General	-	-	18,021	-	-	-	18,021
Employee Recruitment and Develop	217	-	777	247	-	-	1,241
Dues and Subscriptions	-	-	4,731	-	-	-	4,731
Facilities Rental and Taxes	20,213	-	117,921	15,561	-	-	153,695

_____ Agency Request
2027-29 Biennium

_____ Governor's Budget
Page _____

_____ Legislatively Adopted
Essential and Policy Package Fiscal Impact Summary - BPR013

ESSENTIAL AND POLICY PACKAGE FISCAL IMPACT SUMMARY

Housing & Community Svcs Dept
Pkg: 031 - Standard Inflation

Cross Reference Name: Central Services
Cross Reference Number: 91400-070-00-00-00000

Description	General Fund	Lottery Funds	Other Funds	Federal Funds	Nonlimited Other Funds	Nonlimited Federal Funds	All Funds
Services & Supplies							
Facilities Maintenance	-	-	717	119	-	-	836
Agency Program Related S and S	-	-	9,581	-	-	-	9,581
Other Services and Supplies	23,891	-	33,362	9,056	-	-	66,309
Expendable Prop 250 - 5000	4,606	-	9,823	1,150	-	-	15,579
IT Expendable Property	2,531	-	19,832	3,268	-	-	25,631
Total Services & Supplies	**$538,694**	**-**	**$909,396**	**$70,674**	**-**	**-**	**$1,518,764**
Capital Outlay							
Data Processing Software	690	-	4,087	531	-	-	5,308
Total Capital Outlay	**$690**	**-**	**$4,087**	**$531**	**-**	**-**	**$5,308**
Total Expenditures							
Total Expenditures	539,384	-	913,483	71,205	-	-	1,524,072
Total Expenditures	**$539,384**	**-**	**$913,483**	**$71,205**	**-**	**-**	**$1,524,072**
Ending Balance							
Ending Balance	-	-	(913,483)	(71,205)	-	-	(984,688)
Total Ending Balance	**-**	**-**	**($913,483)**	**($71,205)**	**-**	**-**	**($984,688)**

_____ Agency Request
2027-29 Biennium

_____ Governor's Budget
Page _____

_____ Legislatively Adopted
Essential and Policy Package Fiscal Impact Summary - BPR013

DETAIL OF LOTTERY FUNDS, OTHER FUNDS, AND FEDERAL FUNDS REVENUE

Housing & Community Svcs Dept **Agency Number: 91400**

2027-29 Biennium **Cross Reference Number: 91400-070-00-00-00000**

Source	2023-25 Actuals	2025-27 Leg Adopted Budget	2025-27 Leg Approved Budget	2027-29 Agency Request Budget	2027-29 Governor's Budget	2027-29 Leg. Adopted Budget
Other Funds						
Admin and Service Charges	2,578	-	-	-	-	-
Interest Income	3,046,210	2,928,000	2,928,000	-	-	-
Other Revenues	-	6,240	6,240	-	-	-
Transfer In - Intrafund	26,404,934	44,767,214	44,767,214	51,493,179	-	-
Tsfr From Oregon Health Authority	-	477,300	477,300	-	-	-
Total Other Funds	**$29,453,722**	**$48,178,754**	**$48,178,754**	**$51,493,179**	**-**	**-**
Federal Funds						
Federal Funds	13,247,021	-	134,421	-	-	-
Transfer In - Intrafund	-	6,320,777	6,320,777	6,539,954	-	-
Total Federal Funds	**$13,247,021**	**$6,320,777**	**$6,455,198**	**$6,539,954**	**-**	**-**

DETAIL OF LOTTERY FUNDS, OTHER FUNDS, AND FEDERAL FUNDS REVENUE

Source	Fund	ORBITS Revenue Acct	2023-25 Actual	2025-27 Leg Adopted	2025-27 Estimates	2027-29 Agency Requested
Other Funds Limited	**3400**					
Administrative and service charges						
Miscellaneous - OF Operating Acct	3400	0415	$ 2,578	$ -	$ -	$ -
Interest Income						
Central Services	3400	0605	$ 3,046,210	$ 2,928,000	$ -	$ -
Other Revenues						
Misc OFOA-W	3400	0975	$ -	$ 6,240	$ -	$ -
Transfer In - Intrafund	3400	1010	$ -	$ 44,767,214	$ 44,767,214	$ 51,493,177
Transfer in From Oregon Health Authority						
1115 Waiver - Admin (Central Service) Positions	3400	1443	$ -	$ 477,300	$ -	$ -
Transfer Out - Intrafund	3400	2010	$ -	$ -		
Transfer Out to DAS	3400	2107				
Total Other Funds Limited	**3400**		**$ 3,048,788**	**$ 48,178,754**	**$ 44,767,214**	**$ 51,493,177**
Federal Funds Limited	**6400**					
Interest Income						
HOME Partnership Grant	6400	0605	$ 60,863	$ -	$ -	$ -
Federal Revenue						
Department of Housing & Urban Development	6400	0995	0	$ -	$ -	$ -
HOME Partnership Grant	6400	0995	$ (60,499)	$ -	$ -	$ -
Transfer In - Intrafund	6400	1010		$ 6,320,777	$ 6,320,777	$ 6,539,955
Total Federal Funds Limited	**6400**		**$ 364**	**$ 6,320,777**	**$ 6,320,777**	**$ 6,539,955**

Bond Activities and Debt Service

OREGON HOUSING and COMMUNITY SERVICES

Bond Activities and Debt Service 2027-29 Organizational Chart

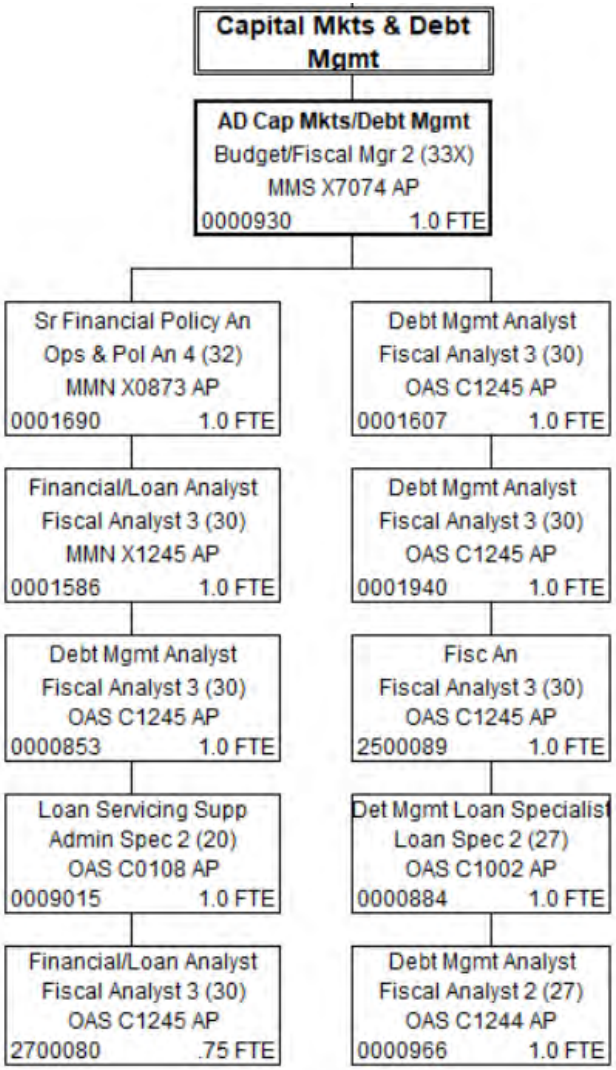

Bond Activities and Debt Service 2027-29 Organizational Chart

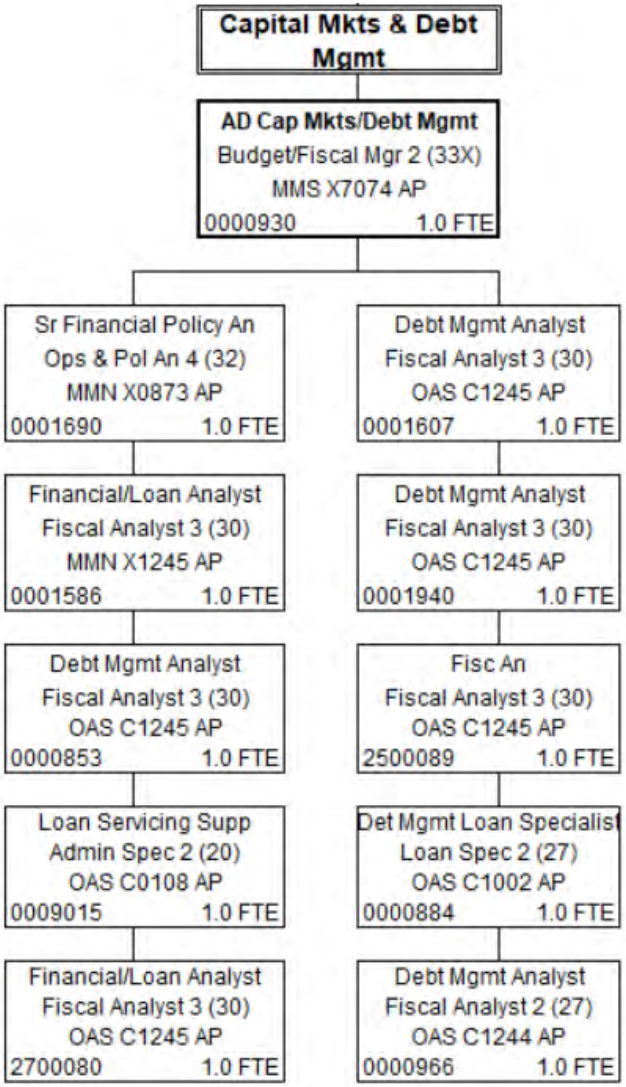

Bond Activities and Debt Service Executive Summary

Long-Term Focus Area: Healthy and Safe Communities, A Thriving Statewide Economy
Program Contact: Matthew Harris, Chief Financial Officer

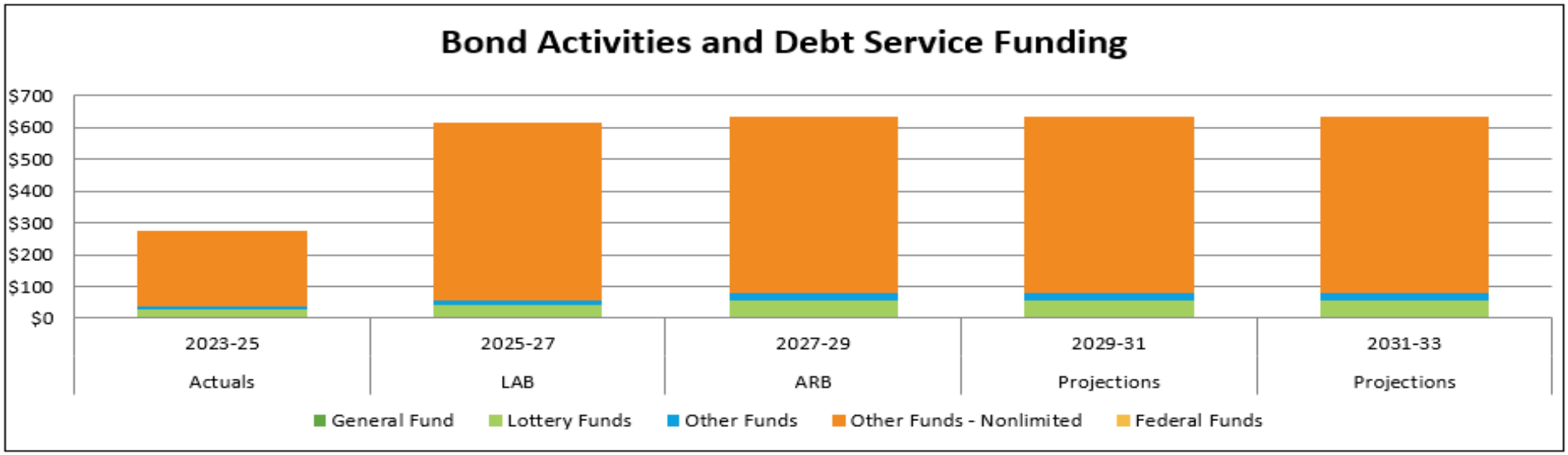

Program Overview

Oregon Housing and Community Services' (OHCS) bond-financed loan programs provide safe and affordable rental housing to Oregonians with low incomes and provide opportunities for first-time homebuyers to finance their mortgages at below-market interest rates. Bond-related activities include disbursement of bond proceeds to finance multifamily and single-family mortgage loans, bond issuance costs, administrative expenses related to outstanding debt, and asset-protection costs associated with foreclosures and acquired properties. OHCS Debt Service activities represent expenditures that repay investors and other parties' obligations owed on the outstanding debt issued by the agency to finance various loan program activities.

BUDGET NARRATIVE

Program Funding Request

The funding for 2027-29 includes eight positions (8.0 FTE) and related Services and Supplies, non-limited Other Funds for program and debt service costs, General Fund and Lottery Funds for debt service on bonds issued in prior biennia, and costs of issuance for additional General Obligation and Lottery bonds requested in policy packages.

Bond Activities and Debt Service					
	23-25 Actuals	25-27 LAB	27-29 ARB	29-31 Projections	31-33 Projections
General Fund	$ 181	$ 280,201	$ 440,025	$ 440,025	$ 440,025
General Fund Debt Service	$ 126,257,545	$ 186,167,938	$ 415,985,537	$ 415,985,537	$ 415,985,537
Lottery Funds	$ 29,707,030	$ 43,110,880	$ 55,476,586	$ 55,476,586	$ 55,476,586
Other Funds	$ 6,407,304	$ 13,266,837	$ 21,721,545	$ 21,721,545	$ 21,721,545
Other Funds - Nonlimited	$ 237,262,307	$ 558,273,134	$ 558,273,134	$ 558,273,134	$ 558,273,134
Other Funds Nonlimited Debt Service	$ 328,571,608	$ 139,750,437	$ 419,207,410	$ 419,207,410	$ 419,207,410
Other Funds Debt Svc Ltd	$ 1,356,269	$ 72,343,000	$ -	$ -	$ -
Federal Funds	$ 196	$ -	$ -	$ -	$ -
Total Funds	**$ 729,562,440**	**$ 1,013,192,427**	**$ 1,471,104,237**	**$ 1,471,104,237**	**$ 1,471,104,237**
Positions	10	9	9	9	9
FTE	9.17	9.00	9.00	9.00	9.00

Program Description

OHCS' Capital Markets Team is responsible for all activities related to the debt issuance and ongoing administration of the department's various bond programs. This includes ensuring compliance with all federal tax regulations, state laws, bond covenants, and other contractual requirements related to the tax-exempt bonds issued by OHCS, including all reporting and continuing disclosure requirements related to these bonds. The Capital Markets Team is also responsible for investment activities related to all funds in these various bond programs and oversees all loan servicing activities, including loan payment processing, foreclosure, mortgage insurance claims processing, and disposition of acquired properties for the mortgage loans financed by the department's various bond programs.

Bond-related activities provide the mechanism to expend funds related to OHCS bond-financed loan programs. OHCS sells taxable and tax-exempt bonds to investors and uses the proceeds to finance multifamily and single-family mortgage loans.

For multifamily housing bonds, projects financed with tax-exempt bonds must meet either of the following requirements: 1) 40% of the project's units at rents that would be affordable to persons at 60% of the area median income or less; or 2) 20% of the project's unit at rents that would be affordable to persons at 50% of the area median income or less. For single-family housing bonds, this includes borrower eligibility requirements that generally restrict the program to owner-occupied properties, first-time homebuyers with incomes that do not exceed area median income, and purchase price limits established by the federal government.

OHCS' residential (single-family) loan program uses a network of local banks and mortgage companies throughout Oregon to reserve, underwrite, and originate mortgage loans for eligible borrowers. Participation by these lenders is critical to the success of the residential loan program. The Idaho Housing and Finance Association pools these loans into mortgage-backed securities (MBS) on behalf of OHCS, and OHCS uses bond proceeds to purchase MBS generated through loans from these lenders and those MBS remain in OHCS' single-family loan portfolio to generate interest income to repay the issued bonds.

Debt service expenditures represent the repayment of amounts borrowed from investors, the proceeds from which provide the funding for OHCS' bond-related activities. These expenditures represent the largest portion of OHCS' budget each biennium.

OHCS sells taxable and tax-exempt bonds to investors and uses the proceeds to finance multifamily and residential (single-family) mortgage loans. Investors play a key role in the success of this program. Since interest earned from these bonds is generally exempt from federal income tax, and always exempt from state income tax, investors are willing to accept lower interest yields on these investments. This results in reduced borrowing costs, which are passed on to borrowers in the form of below-market interest rates on their loans.

As of Aug. 1, 2026, OHCS had the following amounts of direct revenue bonds and Elderly and Disabled Housing Bonds outstanding:

Indenture	Outstanding Bonds (as of July 15, 2024)
Mortgage Revenue Bonds (Single-Family Mortgage Program)	$1,215,760,000
Multifamily Housing Revenue Bonds	$16,660,000,000
Total Direct Revenue Bonds	$1,232,420,000
Elderly and Disabled Housing Bonds	$16,000,000
Total State of Oregon General Obligation Bonds	$16,000,000
Total Outstanding Bonds (excluding Pass Through Revenue Bonds)	**$1,248,420,000**

Program Justification

OHCS bond activities help ensure all Oregonians have access to decent housing that meets their basic needs and allows them to reach their full potential by providing the funding mechanism that creates affordable housing for Oregonians with low to moderate incomes. The program unit also protects OHCS bond programs and the reputation of all state bond programs by managing the agency's debt service obligations. A default on OHCS' debt service obligations would likely result in an immediate ratings downgrade, which not only would preclude the agency from being able to issue future debt, but, more importantly, would potentially cause the agency to violate various covenants in bond documents and other related agreements. This would create additional liability and other serious financial conditions or result in costly litigation for these bond programs and the agency.

Program Performance

The primary performance measure for bond-related activities is the number of affordable housing units financed for multifamily and single-family housing. The following table illustrates performance for the past 10 fiscal years:

	2017-19	2019-21	2021-23	2023-25	2025-27 Projected
Single-Family Units	1,743	1,046	985	992	1,508
Multifamily Units *	0	0	0	0	100
Total	**1,029**	**1,046**	**985**	**992**	**1,508**

*Excludes multifamily units financed with proceeds of pass-through revenue ("conduit") bonds.

For single-family housing, the data above is based on the number of loans purchased from program lenders. For multifamily housing, figures are based on loans closed in each fiscal year.

Enabling Legislation and Program Authorization

OHCS' bond-financed loan programs are authorized through ORS Chapter 456. In addition, Article XI-I (2) of the Oregon Constitution authorizes that bonds used to finance multifamily housing for elderly and disabled persons be issued as Oregon General Obligation Bonds and establishes a limit of Elderly and Disabled Housing Bonds that may be outstanding at any given time in an amount equal to or not to exceed 0.5% of true cash value of all taxable property in the state (as of Jan. 1, 2025, this amount is about $5.116 billion).

ORS 456.661 establishes a limit for all outstanding direct revenue bonds issued by OHCS in an amount not to exceed $2.5 billion. ORS 456.692 exempts pass-through revenue bonds issued by OHCS from the outstanding debt limitation established by ORS 456.661. Specific legislation passed each biennium establishes OHCS' biennial new issuance limits by debt category and allocates federal Private Activity Bond authority to the agency for the following two calendar years. Debt service payments related to OHCS bond-financed loan programs are considered Other Funds – Non-Limited for budgetary purposes.

Funding Streams

Proceeds from the sale of OHCS bonds provide the funding stream for purchasing or financing loans and funding bond indenture-required reserves. All of OHCS' bond-financed loan programs are self-supporting activities; as such, all debt service expenditures are funded solely from borrower's payments received on loans financed under each indenture,

interest earnings on invested indenture funds and reserves, proceeds from the sale of acquired properties, and any recoveries from mortgage insurance related to these foreclosed properties. No other state or federal revenues are received to support the debt service payments or other costs of these programs. Although restricted by federal tax law and bond indenture restrictions, income earned over and above amounts needed to cover debt service and program administrative expenses can be used to pay the general operating expenses of the agency. Loan purchases/financing, bond issuance costs, and asset protection are Other Funds (Non-Limited) expenditures and administrative expenses are Other Funds (Limited) in the OHCS budget.

Successful financing of multifamily housing projects with tax-exempt bond proceeds usually requires leveraging multiple sources of capital. In addition to the proceeds of tax-exempt bonds, most multifamily housing projects use other funding sources such as 4% housing tax credits, state and federal grants, federal housing subsidies, local property tax abatement, subordinated debt or other funding sources from local governments, deferred developer's fees, and other capital contributions. For conduit bond issues, lenders are also often able to take advantage of the Oregon Affordable Housing Tax Credit (OAHTC), a lenders tax credit, which helps them effectively lower the interest offered to borrowers.

This program unit also has limitations for costs of issuance and debt service on General Obligation and Lottery bonds issued on OHCS' behalf by the Department of Administrative Services. OHCS receives the proceeds from these bonds but does not perform any of the work to manage these debts, other than as required by the Department of Administrative Services.

Comparison of 2027-29 Funding Proposal to 2025-27 Funding

The Other Funds budget, including Limited, Non-Limited, and Debt Service, is stable compared to the 2025-27 budget. Lottery Funds Debt Service and General Fund Debt Service are adjusted for bonds issued in previous biennia and additional bonds proposed in 2027-29.

Bond Activities and Debt Service Description

The Capital Markets and Debt Management section supports the organization by executing a variety of municipal bond and secondary capital market financial transactions. This section ensures OHCS retains its bond indenture ratings while providing critical funding to agency programs on top of state and federal appropriations.

Investors play a key role in the success of this program. Since interest earned from these bonds is generally exempt from federal income tax, investors are willing to accept lower interest yields on these investments. This results in reduced borrowing costs, which are passed on to borrowers in the form of below-market interest rates on their loans.

OHCS uses two different approaches to finance multifamily housing projects with revenue bond loan programs. One approach involves issuance of direct revenue bonds in which OHCS underwrites multifamily housing projects and directly finances these projects with bond proceeds. These loans remain in OHCS' multifamily loan portfolio.

The other approach involves issuance of pass-through ("conduit") revenue bonds, which are issued as "no obligation" debt of OHCS and the state, who are simply providing borrowers with access to lower financing rates in the tax-exempt market. Most conduit revenue bonds are sold as private placements to large commercial banks. As the bond purchaser, these banks underwrite the projects and negotiate specific transaction terms with the borrower. The success of this program is largely dependent upon the capacity of commercial banks that operate in Oregon to participate as lenders.

Expenditures related to OHCS' bond-financed loan programs include the following:

- Disbursement of lendable bond proceeds to purchase single-family loans or MBS and finance multifamily housing loans from non-conduit bond issues, as well as amounts disbursed to borrowers as down payment assistance generated from certain single-family bond structures.
- Bond issuance costs that include all charges for professional services (bond underwriters, attorneys, municipal advisors, trustees, etc.) are incurred when bonds are issued to assure compliance with all state, federal, and investor requirements.
- Administrative expenses related to outstanding debt (trustee fees, state Treasury assessments, legal and financial advisory services, bond liquidity and remarketing fees, etc.) that are necessary to assure compliance with all covenants to bond holders and federal tax law requirements for the entire period that bonds remain outstanding.
- Asset protection expenses that include all costs associated with acquiring and maintaining foreclosed properties necessary to preserve OHCS' claims to mortgage insurance proceeds, keep properties in marketable condition, and prevent properties from becoming blights on the communities in which they are located.

BUDGET NARRATIVE

The success of new loan production in taxable and tax-exempt bond-financed programs is largely affected by general economic conditions and current financial markets. The extended period of historically low conventional mortgage interest rates in the 2010s and during COVID made financing affordable housing at below-market rates difficult. As interest rates have risen during the past biennium, single-family lending activity has picked up significantly and is expected to remain robust as long as higher interest rates persist.

For multifamily housing projects financed through OHCS bond programs, reduced borrowing costs to developers and federal tax law affordability requirements result in decreased monthly rents for qualified tenants, as well as affordable housing opportunities for vulnerable populations, such as elderly and disabled persons.

Single-family loans financed through OHCS bond programs provide qualified first-time homebuyers the opportunity to move from being renters to homeowners. When persons advance through the housing continuum into homeownership, it helps to free up existing multifamily housing stock, thereby increasing affordable housing opportunities for all Oregonians.

Both multifamily and single-family loan production also stimulates economic activity in communities and statewide. Some economic models suggest that for every $1 million of bond proceeds used to finance multifamily or single-family loans, between 8.6 and 14.6 direct and indirect jobs are created or saved statewide. This includes jobs in construction, banking, real estate, and other related services.

Multifamily loan production had increased substantially during the 2019-21 biennium. Since the inception of OHCS' multifamily housing pass-through revenue bond ("conduit") program in 2000, the program has continued to be a popular financing tool for borrowers who might have otherwise used one of OHCS' non-conduit multifamily bond programs. This is presently the financing tool of choice for most borrowers who finance multifamily housing through OHCS.

Bond Debt Service

These loan programs provide safe and affordable rental housing to Oregonians with low incomes and provide opportunities for first-time homebuyers to finance their mortgages at below-market interest rates.

To qualify for federal tax exemption, these bonds are subject to various federal requirements. For multifamily housing bonds, projects financed with tax-exempt bonds must meet either of the following requirements: 1) 40% of the project's units at

rents that would be affordable to persons at 60% of the area median income or less; or 2) 20% of the project's units at rents that would be affordable to persons at 50% of the area median income or less. For single-family housing bonds, this includes borrower eligibility requirements that generally restrict the program to owner-occupied properties, first-time homebuyers with incomes that don't exceed area median income, and purchase price limits established by the federal government. These federal tax requirements also include many provisions that affect the structure of bonds and can impact the timing and amount of debt service payments.

Expenditures related to OHCS' Debt Service activities include the following:

- **Regular scheduled principal and interest payments on all of OHCS' outstanding direct revenue bonds and Elderly and Disabled Housing Bonds (which are self-supporting Oregon General Obligation Bonds).** This does not include any debt service payments for any of OHCS' outstanding pass-through revenue bonds ("conduits"), as these represent "no-obligation" debt of OHCS and the state, the debt service from which is paid to investors directly from program borrowers.
- **Payments of principal and accrued interest related to early redemption of OHCS' outstanding direct revenue bonds and Elderly and Disabled Housing Bonds.** These early redemptions of bonds can occur as the result of the refunding of current outstanding debt, prepayment of mortgage loans, excess bond-financed reserve (which occurs when outstanding bonds are paid down), and unexpended bond proceeds. Federal tax law related to housing bonds also has various restrictions that require bonds to be redeemed prior to maturity; these relate primarily to single-family loan prepayments received after 10 years from the date of the original bond issue.
- **Net interest payments owed to counterparties pursuant to interest-rate exchange agreements ("swaps").** Swaps are used by OHCS effectively to hedge interest rate risk related to the variable rate portion of the agency's outstanding debt. These agreements comply with strict swap policies of the state Treasury and OHCS, both of which closely monitor these swap activities on an ongoing basis. These net interest payments are processed and made in conjunction with the regularly scheduled principal and interest payments for certain OHCS bonds issued under the indentures for Mortgage Revenue Bonds (Single-Family Mortgage Program).
- **Arbitrage rebate or yield reduction payments owed to the federal government.** Federal tax law generally requires that any investment earnings related to proceeds of tax-exempt bonds that exceed the federal tax bond yield of a

specific bond issue be repaid to the U.S. Treasury. For investment earnings related to proceeds of tax-exempt bonds in specific funds and accounts not subject to arbitrage rebate requirements, other federal restrictions may still require payments to the U.S. Treasury notwithstanding the absence of an arbitrage liability.

OHCS Debt Service expenditures can vary greatly between years and are largely affected by general economic conditions and current financial markets. Debt service expenditures are impacted by both new bond issuance and early redemption of existing debt. During periods of low interest rates, economic refunding opportunities can result in higher debt service expenditures as existing debt is paid off and replaced with new, lower-rate debt. Interest rate environments in which tax-exempt bond financing is favorable relative to conventional market rate financing can result in increased tax-exempt debt issuance, which increases debt service expenditures in current and future periods.

While Debt Service activities support OHCS' bond-related activities, it is important to note that debt service expenditures extend up to 40 years after the period in which units of affordable housing are financed.

Essential Packages

010 Vacancy Factor and Non-ORPICS Personal Services

This package contains adjustments for vacancy savings. In 2027-29 budget development, the vacancy savings calculation is 5% of the current service level for salaries and wages. The non-ORPICS-generated personal services inflation adjustment will be 4.9%. This package includes the Pension Obligation Bonds adjustment provided by the Department of Administrative Services (DAS) Chief Financial Office.

020 Phase-In/Phase-Out Programs and One-Time Costs

Phased-in programs include new programs and expansions programs funded for less than 24 months during the prior biennium but require a full 24 months in the next biennium and reflect the added cost of the program above the 2027-29 base budget level.

Phase-outs are the result of decreased costs from the elimination of pilot or other programs and other one-time costs not funded in the 2027-29 biennium.

Phase-in for Bonds and Debt

None

Phase-outs for the Bonds and Debt Division

None

030 Inflation and Price List Adjustments

This package contains adjustments for inflation and other price list adjustments including State Government Service Charges and usage-based charges as directed by DAS. Examples below.

- Standard Inflation: 4.9%
- Professional Services: 9.3%

ESSENTIAL AND POLICY PACKAGE FISCAL IMPACT SUMMARY

Housing & Community Svcs Dept
Pkg: 010 - Vacancy Factor and Non-ORPICS Personal Services

Cross Reference Name: Bond Activities and Debt Service
Cross Reference Number: 91400-080-00-00-00000

Description	General Fund	Lottery Funds	Other Funds	Federal Funds	Nonlimited Other Funds	Nonlimited Federal Funds	All Funds
Revenues							
Other Revenues	-	-	-	-	-	-	-
Total Revenues	**-**	**-**	**-**	**-**	**-**	**-**	**-**
Personal Services							
Mass Transit Tax	-	-	1,421	-	-	-	1,421
Vacancy Savings	-	-	(11,843)	-	-	-	(11,843)
Total Personal Services	**-**	**-**	**($10,422)**	**-**	**-**	**-**	**($10,422)**
Services & Supplies							
State Gov. Service Charges	-	-	-	-	-	-	-
Total Services & Supplies	**-**	**-**	**-**	**-**	**-**	**-**	**-**
Total Expenditures							
Total Expenditures	-	-	(10,422)	-	-	-	(10,422)
Total Expenditures	**-**	**-**	**($10,422)**	**-**	**-**	**-**	**($10,422)**
Ending Balance							
Ending Balance	-	-	10,422	-	-	-	10,422
Total Ending Balance	**-**	**-**	**$10,422**	**-**	**-**	**-**	**$10,422**

_____ Agency Request
2027-29 Biennium

_____ Governor's Budget
Page _____

_____ Legislatively Adopted
Essential and Policy Package Fiscal Impact Summary - BPR013

ESSENTIAL AND POLICY PACKAGE FISCAL IMPACT SUMMARY

Housing & Community Svcs Dept
Pkg: 031 - Standard Inflation

Cross Reference Name: Bond Activities and Debt Service
Cross Reference Number: 91400-080-00-00-00000

Description	General Fund	Lottery Funds	Other Funds	Federal Funds	Nonlimited Other Funds	Nonlimited Federal Funds	All Funds
Revenues							
General Fund Appropriation	159,824	-	-	-	-	-	159,824
Other Revenues	-	-	-	-	-	-	-
Total Revenues	**$159,824**	**-**	**-**	**-**	**-**	**-**	**$159,824**
Services & Supplies							
Instate Travel	88	-	330	-	-	-	418
Out of State Travel	-	-	806	-	-	-	806
Employee Training	70	-	729	-	-	-	799
Office Expenses	159	-	809	-	-	-	968
Telecommunications	53	-	405	-	-	-	458
State Gov. Service Charges	158,804	-	76,985	-	-	-	235,789
Data Processing	65	-	1,872	-	-	-	1,937
Professional Services	-	-	283,031	-	-	-	283,031
Attorney General	-	-	4,506	-	-	-	4,506
Employee Recruitment and Develop	11	-	26	-	-	-	37
Dues and Subscriptions	-	-	48	-	-	-	48
Agency Program Related S and S	-	-	60	-	-	-	60
Other Services and Supplies	240	-	321,134	-	-	-	321,374
Expendable Prop 250 - 5000	211	-	251	-	-	-	462
IT Expendable Property	123	-	502	-	-	-	625
Total Services & Supplies	**$159,824**	**-**	**$691,494**	**-**	**-**	**-**	**$851,318**

_____ Agency Request
2027-29 Biennium

_____ Governor's Budget
Page _____

_____ Legislatively Adopted
Essential and Policy Package Fiscal Impact Summary - BPR013

ESSENTIAL AND POLICY PACKAGE FISCAL IMPACT SUMMARY

Housing & Community Svcs Dept
Pkg: 031 - Standard Inflation

Cross Reference Name: Bond Activities and Debt Service
Cross Reference Number: 91400-080-00-00-00000

Description	General Fund	Lottery Funds	Other Funds	Federal Funds	Nonlimited Other Funds	Nonlimited Federal Funds	All Funds
Special Payments							
Other Special Payments	-	-	-	-	-	-	-
Total Special Payments	**-**	**-**	**-**	**-**	**-**	**-**	**-**
Total Expenditures							
Total Expenditures	159,824	-	691,494	-	-	-	851,318
Total Expenditures	**$159,824**	**-**	**$691,494**	**-**	**-**	**-**	**$851,318**
Ending Balance							
Ending Balance	-	-	(691,494)	-	-	-	(691,494)
Total Ending Balance	**-**	**-**	**($691,494)**	**-**	**-**	**-**	**($691,494)**

_____ Agency Request
2027-29 Biennium

_____ Governor's Budget
Page _____

_____ Legislatively Adopted
Essential and Policy Package Fiscal Impact Summary - BPR013

Policy Package #203: PSH XI-Q Bonds

Package Description

This policy package proposes to continue funding the development of permanent supportive housing through Article XI-Q bond investment. The agency requests $80 million of Article XI-Q bonds, which will be used for development funding through the Permanent Supportive Housing (PSH) program. These investments will come from the General Fund for debt service of Article XI-Q bonds.

Purpose

The need for permanent supportive housing and the capacity among affordable housing development providers are high, so this policy package proposes to expand available funding. The Article XI-Q bond investment for permanent supportive housing proposed in this policy package aligns with Pillar 2 of the governor's Housing Production Framework: "Core Program Improvements, Permanent Supportive Housing." PSH is a proven model for housing people experiencing chronic homelessness who have complex needs, and Article XI-Q bond proceeds are the agency's primary source of PSH capital. Article XI-Q funding will continue to be the most critical piece of the agency's efforts to develop supportive housing at the scale called for in Executive Order 23-02 and the Homelessness Response Framework.

How Achieved

All funding for affordable rental housing is provided through the Oregon Centralized Application (ORCA), which makes OHCS' funding process more efficient for both the agency and its development partners. In addition, the availability of Private Activity Bonds in the 2027-29 biennium means OHCS will once again have access to the 4% Low-Income Housing Tax Credit (LIHTC), which is often paired with Article XI-Q bond funding to maximize the impact of federal resources that the state receives.

The Article XI-Q bond investment for PSH development will be delivered in coordination with the funding for supportive services and rent assistance that OHCS offers to ensure that tenants are being served in the holistic manner that the model calls for with as much fidelity as possible.

Staffing Impact

No additional staff requested in this package.

Quantifying Results

Outcomes

From 2020 through 2026, OHCS delivered $233,310,212 in PSH funding for 940 units of permanent supportive housing, for an average of $248,202 in Article XI-Q bonds per PSH unit. Per-unit costs have risen sharply over that period, rising from $169,107 in the 2019-21 biennium to $221,316 in the 2023-25 biennium. With a major caveat that costs are increasing across the board for projects funded in the most recent fiscal year and that it will likely impact per-unit projections, the proposed $80 million in Article XI-Q bond resources dedicated to PSH development and projecting the 2023-25 average cost per unit forward with an adjustment for inflation, OHCS anticipates that about 340 units of PSH could be developed in the next biennium with PSH gap subsidy while leveraging other portfolio and financing opportunities to implement legislative investments for expanding PSH with corresponding rent assistance and services.

Racial Equity Strategy

This policy package will help address disparities in housing outcomes, including housing cost burden and homelessness, that exist for most communities of color in Oregon. Applicants seeking funding for rental development, including the funding proposed in this policy package, will do so through the ORCA, which includes requirements and questions related to the Affirmative Fair Housing Marketing Plan; Diversity, Equity, and Inclusion Agreement; equity and racial justice strategies; Minority, Women-owned, and Emerging Small Business (MWESB) strategies; and engagement and community needs. This means all projects seeking this funding will need to meet these racial equity-related requirements.

Additionally, the ORCA involves funding set-asides and technical assistance for culturally specific organizations and Tribes, as well as rural development by nonprofits. The ORCA prioritizes these entities because they have not received an equitable percentage of resources from OHCS and other funders in the past, and they often must create projects with less capital, thinner margins, and greater risks due to the needs in their tenant communities.

Accountability for Racially Equitable Outcomes

The ORCA collects more data on race and ethnicity for all funding applicants compared to previous funding rounds in several ways: a clearer process to identify as a culturally specific organization; an option for applicants to note whether their project is owned by a culturally specific organization or entity led by people of color; clear MWESB requirements; an enhanced Diversity, Equity, and Inclusion Agreement; a question that asks about racial equity-specific organizational development; and an Affirmative Fair Housing Marketing Plan that asks applicants to identify communities of color and other populations least likely to apply for housing and create strategies to ensure people from those communities apply to live in their housing.

Additionally, the Affordable Rental Housing Division will be collecting continuous feedback on all aspects of the ORCA and will iterate the ORCA as OHCS and development teams continue to gain experience with it.

Administration

All applicants seeking capital funding through the ORCA will be required to meet regional MWESB requirements for percentage of contracted work to these types of entities, as well as answer a set of questions about their strategies to ensure they do so. If applicants have failed to meet MWESB requirements in the past, they will be required to work with an MWESB consultant. Additionally, applicants must answer a set of questions relating to equity and racial justice strategies, and one of the strategies they can select from a list of options relates to ownership by a culturally specific organization or organization led by people of color.

Revenue Sources

Other Funds Capital Construction:

General Obligation Bonds: $80 million

A corresponding policy package #203 in the Capital Outlay program reflects the bond impact of this request.

BUDGET NARRATIVE

Description	General Fund	Other Funds	Federal Funds	Total Funds
Personal Services				
Services & Supplies				
Capital Outlay		$760,000		**$760,000**
Special Payments	$3,819,031			**$3,819,031**
Total Package #	**$3,819,031**	**$760,000**		**$4,579,031**

ESSENTIAL AND POLICY PACKAGE FISCAL IMPACT SUMMARY

Housing & Community Svcs Dept
Pkg: 203 - PSH Funding (XI-Q Bonds)

Cross Reference Name: Bond Activities and Debt Service
Cross Reference Number: 91400-080-00-00-00000

Description	General Fund	Lottery Funds	Other Funds	Federal Funds	Nonlimited Other Funds	Nonlimited Federal Funds	All Funds
Revenues							
General Fund Appropriation	3,819,031	-	-	-	-	-	3,819,031
General Fund Obligation Bonds	-	-	760,000	-	-	-	760,000
Total Revenues	**$3,819,031**	**-**	**$760,000**	**-**	**-**	**-**	**$4,579,031**
Services & Supplies							
Other Services and Supplies	-	-	760,000	-	-	-	760,000
Total Services & Supplies	**-**	**-**	**$760,000**	**-**	**-**	**-**	**$760,000**
Debt Service							
Principal - Bonds	995,000	-	-	-	-	-	995,000
Interest - Bonds	2,824,031	-	-	-	-	-	2,824,031
Total Debt Service	**$3,819,031**	**-**	**-**	**-**	**-**	**-**	**$3,819,031**
Total Expenditures							
Total Expenditures	3,819,031	-	760,000	-	-	-	4,579,031
Total Expenditures	**$3,819,031**	**-**	**$760,000**	**-**	**-**	**-**	**$4,579,031**
Ending Balance							
Ending Balance	-	-	-	-	-	-	-
Total Ending Balance	**-**	**-**	**-**	**-**	**-**	**-**	**-**

Policy Package #204: LIFT Rental Article XI-Q Bonds

Package Description

This policy package proposes to continue funding the development of affordable rental housing through Article XI-Q bond investment. The agency requests $540 million of Article XI-Q bonds, which will be allocated to the Local Innovation and Fast Track (LIFT) program for affordable rental housing development. These investments will come from the General Fund for debt service of Article XI-Q bonds.

Purpose

The need for housing and the capacity among affordable developing providers is high, so this policy package proposes to expand available funding. The Article XI-Q bond investment for affordable rental housing production proposed in this policy package aligns with Pillar 5 of the governor's Housing Production Framework: "Funding and Programs Supporting Housing Production, Ongoing Funding for Housing Development." LIFT program funding will continue to be the most critical piece of the agency's efforts to quickly distribute resources for the development of more housing to meet the goals laid out in this framework as well as the existing goals laid out in Executive Order 23-04.

How Achieved

All funding for affordable rental housing is provided through the Oregon Centralized Application (ORCA), which makes OHCS' funding process more efficient for both the agency and its development partners. In addition, the availability of Private Activity Bonds in the 2027-29 biennium means OHCS will once again have access to 4% Low-Income Housing Tax Credits (LIHTC), which are often paired with Article XI-Q bond funding to maximize the impact of federal resources that the state receives.

Staffing Impact

No additional staff requested in this package.

Quantifying Results

Outcomes

From 2017 through 2025, OHCS delivered $1,439,328,239 in LIFT funding for 10,524 units of affordable rental housing, with an average of $136,766 in LIFT per unit. Per-unit LIFT investment has escalated steadily over that period, from $46,767 in the 2017-19 biennium to $204,943 in 2023-25, reflecting sustained increases in land, labor, materials, and financing costs. With a major caveat that costs are continuing to increase across the board and that it will likely impact per unit projections, the proposed $540 million in LIFT for rental housing and projecting the 2023-25 average forward and adjusting for inflation, OHCS could support the development of about 2,500 units of housing in the next biennium. Where OHCS further incorporates a financing focus to include mixed income rental housing, tied to 2026 legislative investments and strategies, projects with LIFT funding could additionally expand supply of market units.

Racial Equity Strategy

This policy package will help address disparities in housing outcomes, including housing cost burden and homelessness, that exist for most communities of color in Oregon. Applicants seeking funding for rental development, including the funding proposed in this policy package, will do so through the ORCA, which includes requirements and questions related to the Affirmative Fair Housing Marketing Plan; Diversity, Equity, and Inclusion Agreement; equity and racial justice strategies; Minority, Women-owned, and Emerging Small Business (MWESB) strategies; and engagement and community needs. This means all projects will need to meet these racial equity-related requirements.

Additionally, the ORCA involves funding set-asides and technical assistance for culturally specific organizations and Tribes, as well as rural development by nonprofits. The ORCA prioritizes these entities because they have not received an equitable percentage of resources from OHCS and other funders in the past, and they often must create projects with less capital, thinner margins, and greater risks due to the needs in their tenant communities.

Accountability for Racially Equitable Outcomes

The ORCA collects more data on race and ethnicity for all funding applicants compared to previous funding rounds in several ways: a clearer process to identify as a culturally specific organization; an option for applicants to note whether

their project is owned by a culturally specific organization or entity led by people of color; clear MWESB requirements; an enhanced Diversity, Equity, and Inclusion Agreement; a question that asks about racial equity-specific organizational development; and an Affirmative Fair Housing Marketing Plan that asks applicants to identify communities of color and other populations least likely to apply for housing and create strategies to ensure people from those communities apply to live in their housing.

Additionally, the Affordable Rental Housing Division will be collecting continuous feedback on all aspects of the ORCA and will iterate the ORCA as OHCS and development teams continue to gain experience with it.

Administration

All applicants seeking capital funding through the ORCA will be required to meet regional MWESB requirements for percentage of contracted work to these types of entities, as well as answer a set of questions about their strategies to ensure they do so. If applicants have failed to meet MWESB requirements in the past, they will be required to work with an MWESB consultant. Additionally, applicants must answer a set of questions relating to equity and racial justice strategies, and one of the strategies they can select from a list of options relates to ownership by a culturally specific organization or organization led by communities of color.

Revenue Sources

Other Fund Capital Construction:

General Obligation Bonds: $540 million

A corresponding policy option package #205 in the Capital Outlay program reflects the bond request.

Description	General Fund	Other Funds	Federal Funds	Total Funds
Personal Services				
Services & Supplies				
Capital Outlay		$3,660,000		**$3,660,000**

Special Payments	$25,720,757			**$25,720,757**
Total Package #	**$25,720,757**	**$3,660,000**		**$29,380,757**

ESSENTIAL AND POLICY PACKAGE FISCAL IMPACT SUMMARY

Housing & Community Svcs Dept
Pkg: 204 - LIFT Rental (XI-Q Bonds)

Cross Reference Name: Bond Activities and Debt Service
Cross Reference Number: 91400-080-00-00-00000

Description	General Fund	Lottery Funds	Other Funds	Federal Funds	Nonlimited Other Funds	Nonlimited Federal Funds	All Funds
Revenues							
General Fund Appropriation	25,720,757	-	-	-	-	-	25,720,757
General Fund Obligation Bonds	-	-	3,660,000	-	-	-	3,660,000
Total Revenues	**$25,720,757**	**-**	**$3,660,000**	**-**	**-**	**-**	**$29,380,757**
Services & Supplies							
Other Services and Supplies	-	-	3,660,000	-	-	-	3,660,000
Total Services & Supplies	**-**	**-**	**$3,660,000**	**-**	**-**	**-**	**$3,660,000**
Debt Service							
Principal - Bonds	6,710,000	-	-	-	-	-	6,710,000
Interest - Bonds	19,010,757	-	-	-	-	-	19,010,757
Total Debt Service	**$25,720,757**	**-**	**-**	**-**	**-**	**-**	**$25,720,757**
Total Expenditures							
Total Expenditures	25,720,757	-	3,660,000	-	-	-	29,380,757
Total Expenditures	**$25,720,757**	**-**	**$3,660,000**	**-**	**-**	**-**	**$29,380,757**
Ending Balance							
Ending Balance	-	-	-	-	-	-	-
Total Ending Balance	**-**	**-**	**-**	**-**	**-**	**-**	**-**

_____ Agency Request
2027-29 Biennium

_____ Governor's Budget
Page _____

_____ Legislatively Adopted
Essential and Policy Package Fiscal Impact Summary - BPR013

Policy Package #205: Preservation Article XI-Q Bonds

Package Description

Preserving existing affordable rental housing is essential to prevent Oregon from losing ground in its total housing supply. Keeping rent restricted homes affordable, stable, and well maintained is just as critical as building new units and directly supports the governor's housing production strategy, which prioritizes both production and retention. Many properties face expiring rent assistance, aging physical systems, financial strain, or market pressures that threaten long-term affordability. This policy package acknowledges those realities and invests in preservation so Oregon can protect its existing housing assets while continuing to grow the supply.

Purpose

Oregon's affordable rental housing stock is experiencing unprecedented financial and operational instability. Nearly 39% of the statewide portfolio is operating with debt coverage ratios below sustainable levels, driven by rising insurance, staffing, maintenance, and security costs, while revenues stagnate or decline. At the same time, properties are facing expiring affordability restrictions, aging physical systems, and elevated risk of losing federal project-based rental assistance. Without intervention, the state faces growing risk of foreclosure, sale, or deterioration, leading to loss of affordability, displacement of vulnerable tenants, and erosion of public investment.

How Achieved

All funding for affordable rental housing is provided through the Oregon Centralized Application (ORCA), which makes OHCS' funding process more efficient for both the agency and our development partners. In addition, the availability of Private Activity Bonds in the 2027-29 biennium means OHCS can pair these Article XI-Q resources with 4% Low-Income Housing Tax Credits (LIHTC), to maximize the impact of federal resources that the state receives.

Staffing Impact

No additional staff requested in this package.

Quantifying Results

Outcomes

From 2016 through 2025, OHCS delivered $271,346,096 in gap financing for 5,762 units of preserved affordable rental housing, for an average of $47,092 per unit. In the 2021-2025 biennia the average cost per unit for preserved affordable rental housing was $58,236. With a major caveat that acquisition and rehabilitation costs are increasing across the board and that it will likely impact per-unit projections, the proposed $200 million in preservation resources and projecting the same average cost per unit forward and adjusting for inflation, OHCS could preserve about 3,000 units of housing in the biennium. Preservation also delivers regulated units at a total development cost of $266,586 per unit against $483,977 per unit for new construction closed in the 2023-25 biennium. This means each dollar directed to preservation holds roughly 1.8 times the units that dollar would produce in new supply.

Racial Equity Strategy

This policy package will help address disparities in housing outcomes, including housing cost burden and homelessness, that exist for most communities of color in Oregon. Applicants seeking funding for preservation, including the funding proposed in this policy package, will do so through the ORCA, which includes requirements and questions related to the Affirmative Fair Housing Marketing Plan; Diversity, Equity, and Inclusion Agreement; equity and racial justice strategies; Minority, Women-owned, and Emerging Small Business (MWESB) strategies; and engagement and community needs. This means all projects seeking this funding will need to meet these racial equity-related requirements.

Additionally, the ORCA involves funding set-asides and technical assistance for culturally specific organizations and Tribes, as well as rural development by nonprofits. The ORCA prioritizes these entities because they have not received an equitable percentage of resources from OHCS and other funders in the past, and they often must create projects with less capital, thinner margins, and greater risks due to the needs in their tenant communities.

Accountability for Racially Equitable Outcomes

The ORCA collects more data on race and ethnicity for all funding applicants compared to previous funding rounds in several ways: a clearer process to identify as a culturally specific organization; an option for applicants to note whether

their project is owned by a culturally specific organization or entity led by people of color; clear MWESB requirements; an enhanced Diversity, Equity, and Inclusion Agreement; a question that asks about racial equity-specific organizational development; and an Affirmative Fair Housing Marketing Plan that asks applicants to identify communities of color and other populations least likely to apply for housing and create strategies to ensure people from those communities apply to live in their housing.

Additionally, the Affordable Rental Housing Division will be collecting continuous feedback on all aspects of the ORCA and will iterate the ORCA as OHCS, and development teams, continue to gain experience with it.

Administration

All applicants seeking capital funding through the ORCA will be required to meet regional MWESB requirements for percentage of contracted work to these types of entities, as well as answer a set of questions about their strategies to ensure they do so. If applicants have failed to meet MWESB requirements in the past, they will be required to work with an MWESB consultant. Additionally, applicants must answer a set of questions relating to equity and racial justice strategies, and one of the strategies they can select from a list of options relates to ownership by a culturally specific organization or organization led by people of color.

Revenue Sources

Description	General Fund	Other Funds	Federal Funds	Total Funds
Personal Services				
Services & Supplies		$1,755,368		**$1,755,368**
Capital Outlay				
Special Payments	$10,006,202			**$10,006,202**
Total Package #	**$10,006,202**	**$1,755,368**		**$11,761,570**

ESSENTIAL AND POLICY PACKAGE FISCAL IMPACT SUMMARY

Housing & Community Svcs Dept
Pkg: 205 - Preservation/Stabilization

Cross Reference Name: Bond Activities and Debt Service
Cross Reference Number: 91400-080-00-00-00000

Description	General Fund	Lottery Funds	Other Funds	Federal Funds	Nonlimited Other Funds	Nonlimited Federal Funds	All Funds
Revenues							
Lottery Bonds	-	-	1,755,368	-	-	-	1,755,368
Transfer In Lottery Proceeds	-	10,006,202	-	-	-	-	10,006,202
Total Revenues	**-**	**$10,006,202**	**$1,755,368**	**-**	**-**	**-**	**$11,761,570**
Services & Supplies							
Other Services and Supplies	-	-	1,755,368	-	-	-	1,755,368
Total Services & Supplies	**-**	**-**	**$1,755,368**	**-**	**-**	**-**	**$1,755,368**
Debt Service							
Principal - Bonds	-	2,425,000	-	-	-	-	2,425,000
Interest - Bonds	-	7,581,202	-	-	-	-	7,581,202
Total Debt Service	**-**	**$10,006,202**	**-**	**-**	**-**	**-**	**$10,006,202**
Total Expenditures							
Total Expenditures	-	10,006,202	1,755,368	-	-	-	11,761,570
Total Expenditures	**-**	**$10,006,202**	**$1,755,368**	**-**	**-**	**-**	**$11,761,570**
Ending Balance							
Ending Balance	-	-	-	-	-	-	-
Total Ending Balance	**-**	**-**	**-**	**-**	**-**	**-**	**-**

_____ Agency Request
2027-29 Biennium

_____ Governor's Budget
Page _____

_____ Legislatively Adopted
Essential and Policy Package Fiscal Impact Summary - BPR013

Policy Package #208 LIFT HO Article XI-Q Bonds

Package Description

The Local Innovation and Fast Track (LIFT) Homeownership program advances state production goals by supporting the construction of permanently affordable homes for Oregonians with low and moderate incomes. Capitalizing LIFT at $150 million for the next biennium will allow the agency to support projects that are shovel-ready and will lead to the construction and delivery of about 750 new homes over the next three to four years, accelerating Oregon's progress toward meeting its homeownership needs.

Purpose

The 2026 Oregon Housing Needs Analysis projects a statewide need of nearly 500,000 new homes over the next 20 years to keep pace with population growth and household formation. In 2025, the Legislature reinforced this mandate through HB 2698, establishing homeownership as a core component of the state's housing strategy and setting a goal of increasing Oregon's homeownership rate to 65.05% by 2030. LIFT is the state's primary mechanism to support the development of affordable homes for purchase. By expanding access to stable, affordable homeownership through LIFT, the state can strengthen economic mobility, ease pressure on rental markets, and contribute to a more balanced and resilient housing system statewide.

How Achieved

LIFT Homeownership funds nonprofit developers to actualize shovel-ready, equity- and community-oriented projects that will be attainable to homebuyers with incomes at or below 80% of the area median income. Under the required shared-equity model, homes stay affordable for future buyers with low to moderate incomes permanently, while original homeowners still gain limited equity upon resale.

The program has been oversubscribed for the past three biennia as nonprofit development capacity has grown, leaving hundreds of shovel-ready homes awaiting gap funding and homebuyers ready to move in. Funding LIFT for the next biennium will allow the agency to support the construction and delivery of about 750 new homes over the next three to four years, accelerating Oregon's progress toward meeting its homeownership goals. A $50 million innovation set-aside will fund

projects that show measurable time and cost efficiencies, including factory-produced housing, employer-subsidized workforce housing, permit-streamlined developments, and other innovative building methods that accelerate delivery of quality, affordable homes.

Staffing Impact

Positions: None in this POP but in 040 to support this work.

Quantifying Results

LIFT homes are typically family-sized with multiple bedrooms and households averaging 3.6 people. Most LIFT homebuyers are female heads of household and nearly half of LIFT occupants are children. Of LIFT homebuyers, 18% identify as Latino/Hispanic and 33% identify as people of color, reflecting the program's focus on supporting communities historically underrepresented in homeownership.

At an average subsidy of $200,000 per home, the $150 million LIFT investment would fund 750 new homes, creating stable residences for 2,700 Oregonians, including more than 1,200 children. LIFT recipients engage community members in home design and provide robust pre- and post-purchase support, helping homebuyers successfully navigate the homeownership journey and maintain long-term stability. This support leads to better outcomes for first-time homeowners and better representation of populations underrepresented as homeowners in Oregon.

The design and implementation of the LIFT Homeownership program was built with extensive outreach to local partners, including culturally specific organizations and rural developers serving populations most underserved in homeownership. All LIFT projects must meet standards for inclusive outreach, community engagement, and responsiveness to the needs of local communities. These requirements ensure that investments directly address disparities in access to homeownership and contribute to more equitable outcomes across Oregon.

Additionally, the $50 million innovation set-aside will further the evidence base for understanding how emerging housing strategies can improve the delivery of quality, affordable homes in Oregon. By funding projects that use factory-produced methods and leverage employer support, permit-streamlining strategies, and other innovative construction approaches, OHCS can measure real-world impacts on time, cost, and efficiency. This set-aside will help the state assess which

approaches yield the greatest return on public investment, provide the clearest value for future funding decisions, and support more strategic, results-driven resource allocation over time.

Revenue Sources

Description	General Fund	Other Funds	Federal Funds	Total Funds
Personal Services				
Services & Supplies		$1,290,000		$1,290,000
Capital Outlay				
Special Payments	$7,160,309			
Total Package #	**$7,160,309**	**$1,290,000**		**$8,450,309**

ESSENTIAL AND POLICY PACKAGE FISCAL IMPACT SUMMARY

Housing & Community Svcs Dept
Pkg: 208 - LIFT HOD (XI-Q)

Cross Reference Name: Bond Activities and Debt Service
Cross Reference Number: 91400-080-00-00-00000

Description	General Fund	Lottery Funds	Other Funds	Federal Funds	Nonlimited Other Funds	Nonlimited Federal Funds	All Funds
Revenues							
General Fund Appropriation	7,160,309	-	-	-	-	-	7,160,309
General Fund Obligation Bonds	-	-	1,290,000	-	-	-	1,290,000
Total Revenues	**$7,160,309**	**-**	**$1,290,000**	**-**	**-**	**-**	**$8,450,309**
Services & Supplies							
Other Services and Supplies	-	-	1,290,000	-	-	-	1,290,000
Total Services & Supplies	**-**	**-**	**$1,290,000**	**-**	**-**	**-**	**$1,290,000**
Debt Service							
Principal - Bonds	1,870,000	-	-	-	-	-	1,870,000
Interest - Bonds	5,290,309	-	-	-	-	-	5,290,309
Total Debt Service	**$7,160,309**	**-**	**-**	**-**	**-**	**-**	**$7,160,309**
Total Expenditures							
Total Expenditures	7,160,309	-	1,290,000	-	-	-	8,450,309
Total Expenditures	**$7,160,309**	**-**	**$1,290,000**	**-**	**-**	**-**	**$8,450,309**
Ending Balance							
Ending Balance	-	-	-	-	-	-	-
Total Ending Balance	**-**	**-**	**-**	**-**	**-**	**-**	**-**

_____ Agency Request
2027-29 Biennium

_____ Governor's Budget
Page _____

_____ Legislatively Adopted
Essential and Policy Package Fiscal Impact Summary - BPR013

Policy Package #209 Preservation of Manufactured Housing

Package Description

The Preservation of Manufactured Dwelling Parks (PMDP) program provides financing to safeguard one of Oregon's most important sources of naturally occurring affordable housing. Through financial assistance to eligible park owners, resident groups, and nonprofit organizations, the program helps stabilize manufactured home communities, preventing displacement and protecting long-term affordability. A $7.5 million investment is projected to preserve stability and affordability for 200 households with low incomes, ensuring they can stay in their homes, rooted in their communities, and benefit from a stable future for the park.

Purpose

There are nearly 70,000 manufactured homes located in about 1,200 manufactured home communities in Oregon. With the average manufactured home park in Oregon built in the 1970s, these communities face increasing risks from aging infrastructure, limited reinvestment, and purchase by private investors that displace residents. PMDP provides financial assistance to eligible park owners, resident groups, and qualified nonprofit organizations to preserve these communities, prevent closures or redevelopment, and rehabilitate parks to ensure safe, habitable living environments. Through this program, OHCS supports the long-term stability of manufactured home communities and strengthens housing security for Oregonians who have few alternatives.

How Achieved

PMDP funds are typically offered as grants that pair with a permanent loan for acquisition, to cover up to 60% of the combined park acquisition price and the cost of critical infrastructure. The grant enables rents to stay affordable for residents and prevents the park from being redeveloped or sold to a private market owner that may raise rents and displace residents. Parks preserved through PMDP must maintain affordability for at least 60 years with at least 60% of park spaces occupied by residents at or below 80% of the area median income.

Staffing Impact

No positions needed.

BUDGET NARRATIVE

Quantifying Results

Since 2006, OHCS has invested over $100 million to preserve 37 parks across Oregon. This has stabilized housing costs and communities for 2,655 households, most of whom own their homes and pay space rent. Of the parks, 70% have been converted into resident-owned cooperatives (ROCs), through which residents of a manufactured home park collectively buy and govern the land beneath their homes, giving residents an ownership stake and a democratic voice in major decisions. This model can further stabilize communities by keeping space rent predictable, prevents private investor purchases that can lead to rent spikes or redevelopment, and strengthens communities by empowering residents to steward their neighborhood together. Lastly, critical infrastructure repairs have broader effects on the surrounding community, as many parks rely on aging septic and water systems that, when they fail, can jeopardize public health, contaminate groundwater, and impose costly emergency interventions for both residents and local jurisdictions.

Averaging under $39,000 per preserved space, this is a cost-effective and life-changing investment. With $7.5 million, OHCS expects to preserve about 200 manufactured homes, stabilizing up to four parks.

Revenue Sources

Description	General Fund	Other Funds	Lottery Funds	Federal Funds	Total Funds
Personal Services					
Services & Supplies		$89,812			**$89,812**
Capital Outlay					
Special Payments			$750,544		**$750,544**
Total Package #		**$89,812**	**$750,544**		**$840,356**

ESSENTIAL AND POLICY PACKAGE FISCAL IMPACT SUMMARY

Housing & Community Svcs Dept
Pkg: 209 - Preservation of Manufactured Housing

Cross Reference Name: Bond Activities and Debt Service
Cross Reference Number: 91400-080-00-00-00000

Description	General Fund	Lottery Funds	Other Funds	Federal Funds	Nonlimited Other Funds	Nonlimited Federal Funds	All Funds
Revenues							
Lottery Bonds	-	-	89,812	-	-	-	89,812
Transfer In Lottery Proceeds	-	750,544	-	-	-	-	750,544
Total Revenues	**-**	**$750,544**	**$89,812**	**-**	**-**	**-**	**$840,356**
Services & Supplies							
Other Services and Supplies	-	-	89,812	-	-	-	89,812
Total Services & Supplies	**-**	**-**	**$89,812**	**-**	**-**	**-**	**$89,812**
Debt Service							
Principal - Bonds	-	180,000	-	-	-	-	180,000
Interest - Bonds	-	570,544	-	-	-	-	570,544
Total Debt Service	**-**	**$750,544**	**-**	**-**	**-**	**-**	**$750,544**
Total Expenditures							
Total Expenditures	-	750,544	89,812	-	-	-	840,356
Total Expenditures	**-**	**$750,544**	**$89,812**	**-**	**-**	**-**	**$840,356**
Ending Balance							
Ending Balance	-	-	-	-	-	-	-
Total Ending Balance	**-**	**-**	**-**	**-**	**-**	**-**	**-**

_____ Agency Request
2027-29 Biennium

_____ Governor's Budget
Page _____

_____ Legislatively Adopted
Essential and Policy Package Fiscal Impact Summary - BPR013

DETAIL OF LOTTERY FUNDS, OTHER FUNDS, AND FEDERAL FUNDS REVENUE

Housing & Community Svcs Dept **Agency Number: 91400**

2027-29 Biennium **Cross Reference Number: 91400-080-00-00-00000**

Source	2023-25 Actuals	2025-27 Leg Adopted Budget	2025-27 Leg Approved Budget	2027-29 Agency Request Budget	2027-29 Governor's Budget	2027-29 Leg. Adopted Budget
Lottery Funds						
Transfer In Lottery Proceeds	-	-	-	10,756,746	-	-
Tsfr From Administrative Svcs	29,144,575	43,110,880	43,110,880	44,719,840	-	-
Total Lottery Funds	**$29,144,575**	**$43,110,880**	**$43,110,880**	**$55,476,586**	**-**	**-**
Other Funds						
General Fund Obligation Bonds	-	5,544,194	5,544,194	5,710,000	-	-
Lottery Bonds	-	-	-	1,845,180	-	-
Interest Income	772,814	1,791,588	74,134,588	-	-	-
Transfer In - Intrafund	16,661,628	6,493,340	6,493,340	-	-	-
Tsfr From Administrative Svcs	61,880	-	-	-	-	-
Transfer Out - Intrafund	(9,124,488)	-	-	-	-	-
Total Other Funds	**$8,371,834**	**$13,829,122**	**$86,172,122**	**$7,555,180**	**-**	**-**
Federal Funds						
Federal Funds	196	-	-	-	-	-
Total Federal Funds	**$196**	**-**	**-**	**-**	**-**	**-**
Nonlimited Other Funds						
Fines and Forfeitures	1,810	-	-	-	-	-
Revenue Bonds	484,605,000	-	-	-	-	-
Refunding Bonds	5,083,502	-	-	-	-	-
Interest Income	103,268,850	89,736,000	89,736,000	120,491,514	-	-
Housing Div Loan Repayments	128,830,005	124,920,000	124,920,000	266,735,906	-	-
Other Revenues	66,608	-	-	-	-	-
Transfer In - Intrafund	331,060,288	139,750,437	139,750,437	-	-	-
Tsfr From Administrative Svcs	1,358,241	-	-	-	-	-
Transfer Out - Intrafund	(335,791,469)	(150,648,146)	(150,648,146)	-	-	-

DETAIL OF LOTTERY FUNDS, OTHER FUNDS, AND FEDERAL FUNDS REVENUE

Housing & Community Svcs Dept **Agency Number: 91400**

2027-29 Biennium **Cross Reference Number: 91400-080-00-00-00000**

Source	2023-25 Actuals	2025-27 Leg Adopted Budget	2025-27 Leg Approved Budget	2027-29 Agency Request Budget	2027-29 Governor's Budget	2027-29 Leg. Adopted Budget
Nonlimited Other Funds						
Tsfr To Administrative Svcs	(373,205)	-	-	-	-	-
Total Nonlimited Other Funds	**$718,109,630**	**$203,758,291**	**$203,758,291**	**$387,227,420**	**-**	**-**

DETAIL OF LOTTERY FUNDS, OTHER FUNDS, AND FEDERAL FUNDS REVENUE

Source	Fund	ORBITS Revenue Acct	2023-25 Actual	2025-27 Leg Adopted	2025-27 Estimates	2027-29 Agency Requested
Lottery Funds	4430					
Transfer from Department of Admin Services (DAS)	4430	1107	$ 29,144,575	$ 43,110,880	$ 43,110,880	$ 55,476,586
Transfer out to Other Funds	4430	2010	$ (392,941)	$ -	$ -	
Total Lottery Funds	**4430**		**$ 28,751,634**	**$ 43,110,880**	**$ 43,110,880**	**$ 55,476,586**
Other Funds	**3400**					
General Fund Obligation Bonds		0555				
ARTICLE XI-Q GF Obligations Bonds: LIFT & PSH	3400	0555	$ -	$ 5,544,194	$ 5,544,194	$ 5,710,000
Lottery Bonds						
Debt Management Lottery Backed Revenue Bonds	3400	0565	$ -	$ -	$ -	$ 1,845,180
Interest Income		0605				
Interest- Capital Markets & Debt Management Section	3400	0605	$ -	$ 4,308	$ -	$ -
Interest- E&D	3400	0605	$ -	$ 79,200	$ -	$ -
Interest- Multifamily Rental Housing Bonds	3400	0605	$ -	$ 1,708,080	$ -	$ -
Transfer In - Intrafund	3400	1010	$ 8,641,697	$ 6,493,340	$ 6,493,340	$ -
Transfer Out - Intrafund	3400	2010	$ (1,320,726)	$ -	$ -	
Total Other Funds Limited	**3400**		**$ 7,320,971**	**$ 13,829,122**	**$ 12,037,534**	**$ 7,555,180**
Other Funds Debt Service	**3430**					
Interest - Bond Activities & Debt Service	3430	0605	$ 698,183			
Transfer In - Intrafund	3430	1010	$ 838,581	$ -	$ -	$ -
Transfer in From DAS	3430	1107	$ 61,880	$ -	$ -	$ -
Transfer Out to Other Funds	3430	2010	$ (7,065)	$ -	$ -	$ -
Total Other Funds Debt Service Limited	**3430**		**$ 1,591,579**	**$ -**	**$ -**	**$ -**
Other Funds Non-Limited	**3200**					
Fines & Forfeitures						
Marinas & Manufactured Community Fines	3200	0505				
Single Family Mortgage Revenue Bond Fees	3200	0505	$ 1,810	$ -		
Revenue Bonds		0570				
Single Family Mortgage Revenue Bonds	3200	0570	$ 484,605,000	$ -	$ -	$ -
Interest Income						
Elderly & Disabled	3200	0605	$ 10,114,158	$ 10,500,000	$ 10,500,000	$ 10,500,000
Multifamily Housing Mortgage Revenue Bonds	3200	0605	4,462,558	3,984,000	5,576,958	5,576,958
Single Family Mortgage Revenue Bonds	3200	0605	88,692,134	75,252,000	104,414,556	104,414,556
Elderly &Disabled Bonds	3200	0930	5,367,716	8,160,000	5,367,716	5,367,716
Multifamily Bonds	3200	0930	3,365,076	7,560,000	3,447,554	3,447,554
Single Family Bonds	3200	0930	120,097,213	109,200,000	257,920,636	257,920,636
Other Revenues						
Single Family Mortgage Revenue Bond	3200	0975	66,608	-	-	-
Transfer In - Intrafund	3200	1010	6,810,855	-	-	-

DETAIL OF LOTTERY FUNDS, OTHER FUNDS, AND FEDERAL FUNDS REVENUE

Source	Fund	ORBITS Revenue Acct	2023-25 Actual	2025-27 Leg Adopted	2025-27 Estimates	2027-29 Agency Requested
Transfer Out - Intrafund	3200	2010	(334,045,109)	(150,648,146)	-	-
Reversions	3200	9999	749,657	-		
Total Other Funds Non-Limited	**3200**		**390,287,677**	**64,007,854**	**387,227,420**	**387,227,420**
Other Funds Debt Service Non-Limited						
Advanced Refunding Bonds	3230	0575	5,083,500			
Transfer In - Intrafund	3230	1010	324,078,347	139,750,437	139,750,437	-
Transfer In from Department of Administrative Services	3230	1107	1,358,241	-	-	-
Transfer Out - Intrafund	3230	2010	(1,746,361)	-	-	-
Transfer out to Department of Administrative Services	3230	2107	(373,205)	-		
Default	3230	9999	171,086	-		
Total Other Funds Debt Service Non-Limited	**3230**		**328,571,608**	**139,750,437**	**139,750,437**	**-**

Capital Construction

OREGON HOUSING and COMMUNITY SERVICES

Capital Construction Executive Summary

Long-Term Focus Area: Healthy and Safe Communities, A Thriving Statewide Economy
Program Contact: Caleb Yant, Deputy Director

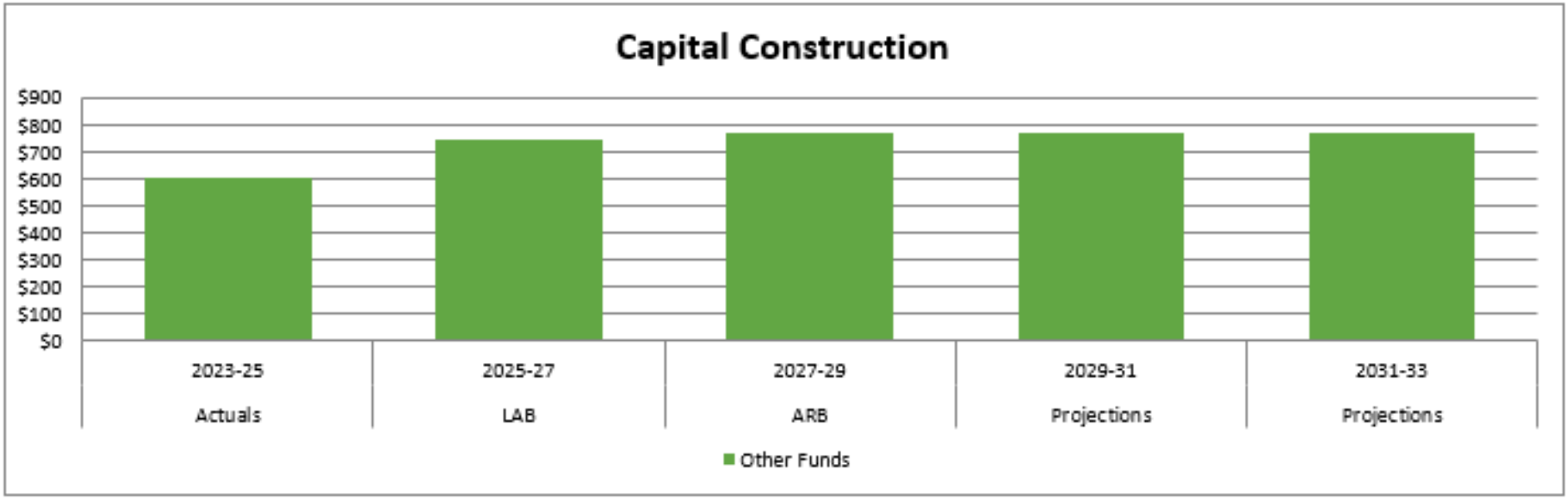

Program Overview

The Capital Construction program unit was created in 2015 to receive $40 million in proceeds from Article XI-Q bonds to create the Local Innovation and Fast Track (LIFT) housing program. In 2017, it increased to $80 million and in 2019 expanded to fund both LIFT Rental and Homeownership development and the Permanent Supportive Housing (PSH) affordable rental housing initiative for those experiencing chronic homelessness. Both programs were funded in 2019-21, 2021-23, 2023-25, 2025-27, and additional investments are requested in 2027-29.

BUDGET NARRATIVE

The LIFT program's objective is to build new affordable housing and homeownership opportunities for households with low incomes, especially families. LIFT Rental resources are offered as loans to finance the creation of new affordable rental housing units through the Affordable Rental Housing Division's Oregon Centralized Application (ORCA) process. The resources to develop PSH units are also offered through the ORCA with a focus on serving those experiencing chronic homelessness by providing a housing unit, rent assistance, and tenant support services to ensure ongoing housing affordability and tenancy. LIFT Homeownership resources are also offered as loans to finance the creation of affordable homes for purchase by Oregonians with low to moderate incomes across the state. This funding is offered through the Homeownership Notice of Funding Availability.

Program Funding Request

The 2027-29 Agency Request Budget includes $600 million in General Obligation Bonds to continue the LIFT program and $80 million for the PSH program. General Funds for PSH rental assistance and services subsidy needed as a result of capital investments will be phased into future biennia's current service level (CSL) as projects are placed in service and leased up.

Capital Construction

	2023-25 Actuals	2025-27 LAB	2027-29 ARB	2029-31 Projections	2031-33 Projections
Other Funds	$600,000,000	$745,000,000	$770,000,000	$770,000,000	$770,000,000
All Funds	**$600,000,000**	**$745,000,000**	**$770,000,000**	**$770,000,000**	**$770,000,000**
Positions	0	0	0	0	0
FTE	0.00	0.00	0.00	0.00	0.00

Program Description

LIFT allows Oregon Housing and Community Services (OHCS) and its partners to add to the supply of affordable housing, especially for historically underserved communities. At a time when Oregon has a significant shortage of affordable housing across the state, this additional source of housing funds is a significant investment in response to the need. PSH provides rent-assisted housing with tenancy support to vulnerable households experiencing chronic homelessness.

Key to these programs is leveraging the use of Article XI-Q bonds for housing development; these funds require the state meet constitutional requirements related to the ownership or operations of the property. OHCS has found success in strategies that invest these funds as loans with corresponding operating controls in conjunction with distinct operational oversight authorities.

Program Justification

Development of affordable rental housing and homeownership programs helps ensure that all Oregonians have access to decent housing that meets their basic needs. It allows them to reach their full potential by increasing the availability of affordable rental housing and ensuring existing affordable rental housing stock is safe and decent, as well as reducing the housing cost burden for qualified tenants.

Program Performance

LIFT results will be measured and assessed for performance. Outcome metrics for the LIFT program are:

- Increase in affordable housing inventory, measured by the number of new units built.
- More affordable rental housing units in rural communities.
- More affordable rental housing units that serve communities of color.
- More affordable homeownership units in rural communities.
- More affordable homeownership units that serve communities of color.
- Implementation of innovative and replicable cost containment strategies, measured through comparison of projects funded with LIFT proceeds to traditional multifamily housing costs, such as RS Means.

PSH will be measured by the number of new units available to those experiencing chronic homelessness, as referred through local coordinated entry systems. This collaboration will ensure that the state's most vulnerable people, living without housing, are provided safe, decent, and sanitary housing. Fundamental to all program efforts is a lens toward equity and racial justice, ensuring that housing opportunities reflect the populations that have been historically underrepresented in our public system supports.

Enabling Legislation and Program Authorization

ORS 458.485 – Local Innovation and Fast Track Housing

Funding Streams

Proceeds from the sale of Article XI-Q General Obligation Bonds provide funding for LIFT and PSH. General Fund is appropriated to OHCS to make regular debt service payments on outstanding bonds, shown in the Bond Activities and Debt Service program unit.

Essential Packages

010 Vacancy Factor and Non-ORPICS Personal Services

This package contains adjustments for vacancy savings. In 2027-29 budget development, the vacancy savings calculation was 5% of the current service level for salaries and wages. The non-ORPICS generated personal services inflation adjustment will be 4.9%. This package includes the Pension Obligation Bonds adjustment provided by the Department of Administrative Services (DAS) Chief Financial Office.

020 Phase-In/Phase-Out Programs and One-Time Costs

Phased-in programs include new and expansion programs funded for less than 24 months during the prior biennium but require a full 24 months in the next biennium and reflect the added cost of the program above the 2027-29 base budget level.

Phase-outs are the result of decreased costs from the elimination of pilot or other programs and other one-time costs not funded in the 2027-29 biennium.

Phase-outs for the Capital Construction Division: While there are no phase-out packages for Capital Construction, there is a Capital Construction Base Adjustment that removes all other fund limitations for 2027-29. New requests for Capital Construction, Other Funds limitation, are made through policy option packages.

030 Inflation and Price List Adjustments

BUDGET NARRATIVE

This package contains adjustments for inflation and other price list adjustments including State Government Service Charges and usage-based charges as directed by DAS. Examples below.

- Standard Inflation: 4.9%
- Professional Services: 9.3%

ESSENTIAL AND POLICY PACKAGE FISCAL IMPACT SUMMARY

Housing & Community Svcs Dept
Pkg: 031 - Standard Inflation

Cross Reference Name: Capital Construction
Cross Reference Number: 91400-089-00-00-00000

Description	General Fund	Lottery Funds	Other Funds	Federal Funds	Nonlimited Other Funds	Nonlimited Federal Funds	All Funds
Capital Outlay							
Other Capital Outlay	-	-	-	-	-	-	-
Total Capital Outlay	**-**	**-**	**-**	**-**	**-**	**-**	**-**
Total Expenditures							
Total Expenditures	-	-	-	-	-	-	-
Total Expenditures	**-**	**-**	**-**	**-**	**-**	**-**	**-**
Ending Balance							
Ending Balance	-	-	-	-	-	-	-
Total Ending Balance	**-**	**-**	**-**	**-**	**-**	**-**	**-**

_____ Agency Request
2027-29 Biennium

_____ Governor's Budget
Page _____

_____ Legislatively Adopted
Essential and Policy Package Fiscal Impact Summary - BPR013

Policy Package #203: PSH XI-Q Bonds

Package Description

This policy package proposes to continue funding the development of permanent supportive housing through Article XI-Q bond investment. The agency requests $80 million of Article XI-Q bonds, which will be used for development funding through the Permanent Supportive Housing (PSH) program. These investments will come from the General Fund for debt service of Article XI-Q bonds.

Purpose

The need for permanent supportive housing and the capacity among affordable housing development providers are high, so this policy package proposes to expand available funding. The Article XI-Q bond investment for permanent supportive housing proposed in this policy package aligns with Pillar 2 of the governor's Housing Production Framework: "Core Program Improvements, Permanent Supportive Housing." PSH is a proven model for housing people experiencing chronic homelessness who have complex needs, and Article XI-Q bond proceeds are the agency's primary source of PSH capital. Article XI-Q funding will continue to be the most critical piece of the agency's efforts to develop supportive housing at the scale called for in Executive Order 23-02 and the Homelessness Response Framework.

How Achieved

All funding for affordable rental housing is provided through the Oregon Centralized Application (ORCA), which makes OHCS' funding process more efficient for both the agency and its development partners. In addition, the availability of Private Activity Bonds in the 2027-29 biennium means OHCS will once again have access to the 4% Low-Income Housing Tax Credit (LIHTC), which is often paired with Article XI-Q bond funding to maximize the impact of federal resources that the state receives.

The Article XI-Q bond investment for PSH development will be delivered in coordination with the funding for supportive services and rent assistance that OHCS offers to ensure that tenants are being served in the holistic manner that the model calls for with as much fidelity as possible.

Staffing Impact

No additional staff requested in this package.

Quantifying Results

Outcomes

From 2020 through 2026, OHCS delivered $233,310,212 in PSH funding for 940 units of permanent supportive housing for an average of $248,202 in Article XI-Q bonds per PSH unit. Per-unit costs have risen sharply over that period, rising from $169,107 in the 2019-21 biennium to $221,316 in the 2023-25 biennium. With a major caveat that costs are increasing across the board for projects funded in the most recent fiscal year and that it will likely impact per-unit projections, the proposed $80 million in Article XI-Q bond resources dedicated to PSH development and projecting the 2023-25 average cost per unit forward with an adjustment for inflation, OHCS anticipates that about 340 units of PSH could be developed in the next biennium with PSH gap subsidy while leveraging other portfolio and financing opportunities to implement legislative investments for expanding PSH with corresponding rent assistance and services.

Racial Equity Strategy

This policy option package will help address disparities in housing outcomes, including housing cost burden and homelessness, that exist for most communities of color in Oregon. Applicants seeking funding for rental development, including the funding proposed in this policy package, will do so through the ORCA, which includes requirements and questions related to the Affirmative Fair Housing Marketing Plan; Diversity, Equity, and Inclusion Agreement; equity and racial justice strategies; Minority, Women-owned, and Emerging Small Business (MWESB) strategies; and engagement and community needs. This means all projects seeking this funding will need to meet these racial equity-related requirements.

Additionally, the ORCA involves funding set-asides and technical assistance for culturally specific organizations and Tribes, as well as rural development by nonprofits. The ORCA prioritizes these entities because they have not received an equitable percentage of resources from OHCS and other funders in the past, and they often must create projects with less capital, thinner margins, and greater risks due to the needs in their tenant communities.

Accountability for Racially Equitable Outcomes

The ORCA collects more data on race and ethnicity for all funding applicants compared to previous funding rounds in several ways: a clearer process to identify as a culturally specific organization; an option for applicants to note whether their project is owned by a culturally specific organization or entity led by people of color; clear MWESB requirements; an enhanced Diversity, Equity, and Inclusion Agreement; a question that asks about racial equity-specific organizational development; and an Affirmative Fair Housing Marketing Plan that asks applicants to identify communities of color and other populations least likely to apply for housing and create strategies to ensure people from those communities apply to live in their housing.

Additionally, the Affordable Rental Housing Division will be collecting continuous feedback on all aspects of the ORCA and will iterate the ORCA as OHCS and development teams continue to gain experience with it.

Administration

All applicants seeking capital funding through the ORCA will be required to meet regional MWESB requirements for percentage of contracted work to these types of entities, as well as answer a set of questions about their strategies to ensure they do so. If applicants have failed to meet MWESB requirements in the past, they will be required to work with an MWESB consultant. Additionally, applicants must answer a set of questions relating to equity and racial justice strategies, and one of the strategies they can select from a list of options relates to ownership by a culturally specific organization or organization led by people of color.

Revenue Sources

Other Funds Capital Construction:

General Obligation Bonds: $80 million

A corresponding policy package #203 in the Bond Activities and Debt Service program reflects the General Funds needed to support debt service payments associated with this bond request.

Description	General Fund	Other Funds	Federal Funds	Total Funds
Personal Services				
Services & Supplies				
Capital Outlay		$80,000,000		**$80,000,000**
Special Payments				
Total Package #		**$80,000,000**		**$80,000,000**

ESSENTIAL AND POLICY PACKAGE FISCAL IMPACT SUMMARY

Housing & Community Svcs Dept
Pkg: 203 - PSH Funding (XI-Q Bonds)

Cross Reference Name: Capital Construction
Cross Reference Number: 91400-089-00-00-00000

Description	General Fund	Lottery Funds	Other Funds	Federal Funds	Nonlimited Other Funds	Nonlimited Federal Funds	All Funds
Revenues							
General Fund Obligation Bonds	-	-	80,000,000	-	-	-	80,000,000
Total Revenues	**-**	**-**	**$80,000,000**	**-**	**-**	**-**	**$80,000,000**
Capital Outlay							
Other Capital Outlay	-	-	80,000,000	-	-	-	80,000,000
Total Capital Outlay	**-**	**-**	**$80,000,000**	**-**	**-**	**-**	**$80,000,000**
Total Expenditures							
Total Expenditures	-	-	80,000,000	-	-	-	80,000,000
Total Expenditures	**-**	**-**	**$80,000,000**	**-**	**-**	**-**	**$80,000,000**
Ending Balance							
Ending Balance	-	-	-	-	-	-	-
Total Ending Balance	**-**	**-**	**-**	**-**	**-**	**-**	**-**

_____ Agency Request
2027-29 Biennium

_____ Governor's Budget
Page _____

_____ Legislatively Adopted
Essential and Policy Package Fiscal Impact Summary - BPR013

Policy Package #204: LIFT Rental Article XI-Q Bonds

Package Description

This policy package proposes to continue funding the development of affordable rental housing through Article XI-Q bond investment. The agency requests $540 million of Article XI-Q bonds, which will be allocated to the Local Innovation and Fast Track (LIFT) program for affordable rental housing development. These investments will come from the General Fund for debt service of Article XI-Q bonds.

Purpose

The need for housing and the capacity among affordable developing providers are high, so this policy package proposes to expand available funding. The Article XI-Q bond investment for affordable rental housing production proposed in this policy package aligns with Pillar 5 of the governor's Housing Production Framework: "Funding and Programs Supporting Housing Production, Ongoing Funding for Housing Development." LIFT program funding will continue to be the most critical piece of the agency's efforts to quickly distribute resources for the development of more housing to meet the goals laid out in this framework as well as the existing goals laid out in Executive Order 23-04.

How Achieved

All funding for affordable rental housing is provided through the Oregon Centralized Application (ORCA), which makes OHCS' funding process more efficient for both the agency and its development partners. In addition, the availability of Private Activity Bonds in the 2027-29 biennium means OHCS will once again have access to 4% Low-Income Housing Tax Credits (LIHTC), which are often paired with Article XI-Q bond funding to maximize the impact of federal resources that the state receives.

Staffing Impact

No additional staff requested in this package.

Quantifying Results

Outcomes

From 2017 through 2025, OHCS delivered $1,439,328,239 in LIFT funding for 10,524 units of affordable rental housing, with an average of $136,766 in LIFT per unit. Per-unit LIFT investment has escalated steadily over that period, from $46,767 in the 2017-19 biennium to $204,943 in 2023-25, reflecting sustained increases in land, labor, materials, and financing costs. With a major caveat that costs are continuing to increase across the board and that it will likely impact per unit projections, the proposed $540 million in LIFT for rental housing and projecting the 2023-25 average forward and adjusting for inflation, OHCS could support the development of about 2,500 units of housing in the next biennium. Where OHCS further incorporates a financing focus to include mixed-income rental housing, tied to 2026 legislative investments and strategies, projects with LIFT funding could additionally expand supply of market units.

Racial Equity Strategy

This policy package will help address disparities in housing outcomes, including housing cost burden and homelessness, that exist for most communities of color in Oregon. Applicants seeking funding for rental development, including the funding proposed in this policy package, will do so through the ORCA, which includes requirements and questions related to the Affirmative Fair Housing Marketing Plan; Diversity, Equity, and Inclusion Agreement; equity and racial justice strategies; Minority, Women-owned, and Emerging Small Business (MWESB) strategies; and engagement and community needs. This means all projects will need to meet these racial equity-related requirements.

Additionally, the ORCA involves funding set-asides and technical assistance for culturally specific organizations and Tribes, as well as rural development by nonprofits. The ORCA prioritizes these entities because they have not received an equitable percentage of resources from OHCS and other funders in the past, and they often must create projects with less capital, thinner margins, and greater risks due to the needs in their tenant communities.

Accountability for Racially Equitable Outcomes

The ORCA collects more data on race and ethnicity for all funding applicants compared to previous funding rounds in several ways: a clearer process to identify as a culturally specific organization; an option for applicants to note whether

their project is owned by a culturally specific organization or entity led by people of color; clear MWESB requirements; an enhanced Diversity, Equity, and Inclusion Agreement; a question that asks about racial equity-specific organizational development; and an Affirmative Fair Housing Marketing Plan that asks applicants to identify communities of color and other populations least likely to apply for housing and create strategies to ensure people from those communities apply to live in their housing.

Additionally, the Affordable Rental Housing Division will be collecting continuous feedback on all aspects of the ORCA and will iterate the ORCA as OHCS and development teams continue to gain experience with it.

Administration

All applicants seeking capital funding through the ORCA will be required to meet regional MWESB requirements for percentage of contracted work to these types of entities, as well as answer a set of questions about their strategies to ensure they do so. If applicants have failed to meet MWESB requirements in the past, they will be required to work with an MWESB consultant. Additionally, applicants must answer a set of questions relating to equity and racial justice strategies, and one of the strategies they can select from a list of options relates to ownership by a culturally specific organization or organization led by communities of color.

Revenue Sources

Other Fund Capital Construction:

General Obligation Bonds: $540 million

BUDGET NARRATIVE

A corresponding policy option package #204 in the Bond Activities and Debt Service program reflects the General Funds needed to support debt service payments associated with this bond request.

Description	General Fund	Other Funds	Federal Funds	Total Funds
Personal Services				
Services & Supplies				
Capital Outlay		$540,000,000		**$540,000,000**
Special Payments				
Total Package #		**$540,000,000**		**$540,000,000**

ESSENTIAL AND POLICY PACKAGE FISCAL IMPACT SUMMARY

Housing & Community Svcs Dept
Pkg: 204 - LIFT Rental (XI-Q Bonds)

Cross Reference Name: Capital Construction
Cross Reference Number: 91400-089-00-00-00000

Description	General Fund	Lottery Funds	Other Funds	Federal Funds	Nonlimited Other Funds	Nonlimited Federal Funds	All Funds
Revenues							
General Fund Obligation Bonds	-	-	540,000,000	-	-	-	540,000,000
Total Revenues	**-**	**-**	**$540,000,000**	**-**	**-**	**-**	**$540,000,000**
Capital Outlay							
Other Capital Outlay	-	-	540,000,000	-	-	-	540,000,000
Total Capital Outlay	**-**	**-**	**$540,000,000**	**-**	**-**	**-**	**$540,000,000**
Total Expenditures							
Total Expenditures	-	-	540,000,000	-	-	-	540,000,000
Total Expenditures	**-**	**-**	**$540,000,000**	**-**	**-**	**-**	**$540,000,000**
Ending Balance							
Ending Balance	-	-	-	-	-	-	-
Total Ending Balance	**-**	**-**	**-**	**-**	**-**	**-**	**-**

Policy Package #208 LIFT HO Article XI-Q Bonds

Package Description

The Local Innovation and Fast Track (LIFT) Homeownership program advances state production goals by supporting the construction of permanently affordable homes for Oregonians with low and moderate incomes. Capitalizing LIFT at $150 million for the next biennium will allow the agency to support projects that are shovel-ready and will lead to the construction and delivery of about 750 new homes over the next three to four years, accelerating Oregon's progress toward meeting its homeownership needs.

Purpose

The 2026 Oregon Housing Needs Analysis projects a statewide need of nearly 500,000 new homes over the next 20 years to keep pace with population growth and household formation. In 2025, the Legislature reinforced this mandate through HB 2698, establishing homeownership as a core component of the state's housing strategy and setting a goal of increasing Oregon's homeownership rate to 65.05% by 2030. LIFT is the state's primary mechanism to support the development of affordable homes for purchase. By expanding access to stable, affordable homeownership through LIFT, the state can strengthen economic mobility, ease pressure on rental markets, and contribute to a more balanced and resilient housing system statewide.

How Achieved

LIFT Homeownership funds nonprofit developers to actualize shovel-ready, equity- and community-oriented projects that will be attainable to homebuyers with incomes at or below 80% of the area median income. Under the required shared-equity model, homes stay affordable for future buyers with low to moderate incomes permanently, while original homeowners still gain limited equity upon resale.

The program has been oversubscribed for the past three biennia as nonprofit development capacity has grown, leaving hundreds of shovel-ready homes awaiting gap funding and homebuyers ready to move in. Funding LIFT for the next biennium will allow the agency to support the construction and delivery of about 750 new homes over the next three to four years, accelerating Oregon's progress toward meeting its homeownership goals. A $50 million innovation set-aside will fund

projects that show measurable time and cost efficiencies, including factory-produced housing, employer-subsidized workforce housing, permit-streamlined developments, and other innovative building methods that accelerate delivery of quality, affordable homes.

Staffing Impact

Positions: None in this POP but in 040 to support this work.

Quantifying Results

LIFT homes are typically family-sized with multiple bedrooms and households averaging 3.6 people. Most LIFT homebuyers are female heads of household and nearly half of LIFT occupants are children. Of LIFT homebuyers, 18% identify as Latino/Hispanic and 33% identify as people of color, reflecting the program's focus on supporting communities historically underrepresented in homeownership.

At an average subsidy of $200,000 per home, the $150 million LIFT investment would fund 750 new homes, creating stable residences for 2,700 Oregonians, including more than 1,200 children. LIFT recipients engage community members in home design and provide robust pre- and post-purchase support, helping homebuyers successfully navigate the homeownership journey and maintain long-term stability. This support leads to better outcomes for first-time homeowners and better representation of populations underrepresented as homeowners in Oregon.

The design and implementation of the LIFT Homeownership program was built with extensive outreach to local partners, including culturally specific organizations and rural developers serving populations most underserved in homeownership. All LIFT projects must meet standards for inclusive outreach, community engagement, and responsiveness to the needs of local communities. These requirements ensure that investments directly address disparities in access to homeownership and contribute to more equitable outcomes across Oregon.

Additionally, the $50 million innovation set-aside will further the evidence base for understanding how emerging housing strategies can improve the delivery of quality, affordable homes in Oregon. By funding projects that utilize factory-produced methods and leverage employer support, permit-streamlining strategies, and other innovative construction approaches, OHCS can measure real-world impacts on time, cost, and efficiency. This set-aside will help the

state assess which approaches yield the greatest return on public investment, provide the clearest value for future funding decisions, and support more strategic, results-driven resource allocation over time.

Revenue Sources

Description	General Fund	Other Funds	Federal Funds	Total Funds
Personal Services				
Services & Supplies				
Capital Outlay		$150,000,000		$150,000,000
Special Payments				
Total Package #		**$150,000,000**		**$150,000,000**

ESSENTIAL AND POLICY PACKAGE FISCAL IMPACT SUMMARY

Housing & Community Svcs Dept
Pkg: 208 - LIFT HOD (XI-Q)

Cross Reference Name: Capital Construction
Cross Reference Number: 91400-089-00-00-00000

Description	General Fund	Lottery Funds	Other Funds	Federal Funds	Nonlimited Other Funds	Nonlimited Federal Funds	All Funds
Revenues							
General Fund Obligation Bonds	-	-	150,000,000	-	-	-	150,000,000
Total Revenues	**-**	**-**	**$150,000,000**	**-**	**-**	**-**	**$150,000,000**
Capital Outlay							
Other Capital Outlay	-	-	150,000,000	-	-	-	150,000,000
Total Capital Outlay	**-**	**-**	**$150,000,000**	**-**	**-**	**-**	**$150,000,000**
Total Expenditures							
Total Expenditures	-	-	150,000,000	-	-	-	150,000,000
Total Expenditures	**-**	**-**	**$150,000,000**	**-**	**-**	**-**	**$150,000,000**
Ending Balance							
Ending Balance	-	-	-	-	-	-	-
Total Ending Balance	**-**	**-**	**-**	**-**	**-**	**-**	**-**

DETAIL OF LOTTERY FUNDS, OTHER FUNDS, AND FEDERAL FUNDS REVENUE

Housing & Community Svcs Dept **Agency Number: 91400**

2027-29 Biennium **Cross Reference Number: 91400-089-00-00-00000**

Source	2023-25 Actuals	2025-27 Leg Adopted Budget	2025-27 Leg Approved Budget	2027-29 Agency Request Budget	2027-29 Governor's Budget	2027-29 Leg. Adopted Budget
Other Funds						
General Fund Obligation Bonds	600,255,000	645,000,000	745,000,000	770,000,000	-	-
Interest Income	44,658,430	-	-	-	-	-
Transfer Out - Intrafund	(2,857,280)	-	-	-	-	-
Total Other Funds	**$642,056,150**	**$645,000,000**	**$745,000,000**	**$770,000,000**	**-**	**-**

DETAIL OF LOTTERY FUNDS, OTHER FUNDS, AND FEDERAL FUNDS REVENUE

Source	Fund	ORBITS Revenue Acct	2023-25 Actual	2025-27 Leg Adopted	2025-27 Estimates	2027-29		
						Agency Requested	Governor's Budget	Legislatively Adopted
Other Funds Capital Construction								
General Fund Obligation Bonds								
Capital Construction	3020	0555	600,255,000	645,000,000	745,000,000	770,000,000		
Interest Income								
Interest - LIFT	3020	0605	24,658,000					
Interest - PSH	3020	0605	20,000,430					
Transfer Out - Intrafund	3020	2010	(2,857,280)					
Total Other Funds Capital Construction	3020		642,056,150	645,000,000	745,000,000	770,000,000		

Capital Budgeting

OREGON HOUSING and COMMUNITY SERVICES

Capital Financing Six-Year Forecast Summary 2025-27

Provide amounts of agency financing needs for the 2025-27 biennium, by expected use and repayment source. Include proposed project amounts only (do not include debt service from either previously issued debt or from new debt issuance).

Agency: 914000

Agency #: Oregon Housing & Community Services

Use of Bond Proceeds	Bond Type: General Obligation Bonds	Bond Type: Revenue Bonds	Totals by Repayment Source	
Major Construction / Acquisition Projects				
General Fund Repayment	$ -	$ -	$ -	GF
Lottery Funds Repayment			-	LF
Other Funds Repayment			-	OF
Federal Funds Repayment			-	FF
Total for Major Construction	$ -	$ -	$ -	
Equipment/Technology Projects over $500,000				
General Fund Repayment	$ -	$ -	$ -	GF
Lottery Funds Repayment			-	LF
Other Funds Repayment			-	OF
Federal Funds Repayment			-	FF
Total for Equipment/Technology	$ -	$ -	$ -	
Debt Issuance for Loans and Grants				
General Fund Repayment	$ 745,000,000	$ -	$ 745,000,000	GF
Lottery Funds Repayment		52,500,000	52,500,000	LF
Other Funds Repayment		50,000,000	50,000,000	OF
Federal Funds Repayment			-	FF
Total for Loans and Grants	$ 745,000,000	$ 102,500,000	$ 847,500,000	
Total All Debt Issuance				
General Fund Repayment	$ 745,000,000	$ -	$ 745,000,000	GF
Lottery Funds Repayment	-	52,500,000	52,500,000	LF
Other Funds Repayment	-	50,000,000	50,000,000	OF
Federal Funds Repayment	-	-	-	FF
Grand Total 2025-27	$ 745,000,000	$ 102,500,000	$ 753,054,194	

Capital Financing Six-Year Forecast Summary 2027-29

Provide amounts of agency financing needs for the 2027-29 biennium, by expected use and repayment source. Include proposed project amounts only (do not include debt service from either previously issued debt or from new debt issuance).

Agency: 914000
Agency #: Oregon Housing & Community Services

Use of Bond Proceeds	Bond Type: General Obligation Bonds	Bond Type: Revenue Bonds	Totals by Repayment Source	
Major Construction / Acquisition Projects				
General Fund Repayment	$ -	$ -	$ -	GF
Lottery Funds Repayment			-	LF
Other Funds Repayment			-	OF
Federal Funds Repayment			-	FF
Total for Major Construction	$ -	$ -	$ -	
Equipment/Technology Projects over $500,000				
General Fund Repayment	$ -	$ -	$ -	GF
Lottery Funds Repayment			-	LF
Other Funds Repayment			-	OF
Federal Funds Repayment			-	FF
Total for Equipment/Technology	$ -	$ -	$ -	
Debt Issuance for Loans and Grants				
General Fund Repayment	$ 770,000,000	$ -	$ 770,000,000	GF
Lottery Funds Repayment			-	LF
Other Funds Repayment		207,500,000	207,500,000	OF
Federal Funds Repayment			-	FF
Total for Loans and Grants	$ 770,000,000	$ 207,500,000	$ 977,500,000	
Total All Debt Issuance				
General Fund Repayment	$ 770,000,000	$ -	$ 770,000,000	GF
Lottery Funds Repayment	-	-	-	LF
Other Funds Repayment	-	207,500,000	207,500,000	OF
Federal Funds Repayment	-	-	-	FF
Grand Total 2027-29	$ 770,000,000	$ 207,500,000	$ 977,500,000	

Capital Financing Six-Year Forecast Summary 2029-31

Provide amounts of agency financing needs for the 2029-31 biennium, by expected use and repayment source. Include proposed project amounts only (do not include debt service from either previously issued debt or from new debt issuance).

Agency: 914000

Agency #: Oregon Housing & Community Services

Use of Bond Proceeds	Bond Type: General Obligation Bonds	Bond Type: Revenue Bonds	Totals by Repayment Source	
Major Construction / Acquisition Projects				
General Fund Repayment	$ -	$ -	$ -	GF
Lottery Funds Repayment			-	LF
Other Funds Repayment			-	OF
Federal Funds Repayment			-	FF
Total for Major Construction	$ -	$ -	$ -	
Equipment/Technology Projects over $500,000				
General Fund Repayment	$ -	$ -	$ -	GF
Lottery Funds Repayment			-	LF
Other Funds Repayment			-	OF
Federal Funds Repayment			-	FF
Total for Equipment/Technology	$ -	$ -	$ -	
Debt Issuance for Loans and Grants				
General Fund Repayment	$ 770,000,000	$ -	$ 770,000,000	GF
Lottery Funds Repayment			-	LF
Other Funds Repayment		207,500,000	207,500,000	OF
Federal Funds Repayment			-	FF
Total for Loans and Grants	$ 770,000,000	$ 207,500,000	$ 977,500,000	
Total All Debt Issuance				
General Fund Repayment	$ 770,000,000	$ -	$ 730,000,000	GF
Lottery Funds Repayment	-	-	-	LF
Other Funds Repayment	-	207,500,000	207,500,000	OF
Federal Funds Repayment	-	-	-	FF
Grand Total 2029-31	$ 770,000,000	$ 207,500,000	$ 977,500,000	

Lottery Revenue Bond Financing Request Form

Please return the completed Request Form by **May 15, 2026** to:

Rhonda Nelson, Capital Finance & Planning Manager
E-mail to Rhonda.Nelson@das.oregon.gov
Department of Administrative Services, Chief Financial Office
155 Cottage St NE; Salem, OR 97301

If you have any questions, please call Rhonda Nelson at (971) 719-1998.

Agency:	Oregon Housing and Community Services
Contact Person:	Melissa Schindler
Phone:	971-433-7650
E-mail:	melissa.a.schindler@hcs.oregon.gov

Form Requirements: Use this form to request issuance of Lottery Revenue Bonds during the next biennium beginning July 1, 2027. Subject to the provisions of Article XV, Section 4 of the Oregon Constitution and ORS 286A.560 - 286A.585, Lottery Revenue Bonds may be issued to finance programs or projects for which the Legislature finds the use of lottery bond proceeds will: create jobs; further economic development; finance public education; or restore and protect parks, beaches, watersheds and native fish and wildlife. Generally, bonds are limited to capital costs in order for the State to obtain the lowest cost of funds when issuing bonds.

Lottery Revenue Bond Requests for Projects/Programs

Name of Project / Grant and/or Loan Program	Describe Purpose/Use of Lottery Bond Proceeds	Estimated Useful Life of Capital Asset	Amount of Proceeds Being Requested in 2027-29[1]	Date Financing Needed (list separate rows for different dates)[2]
Preservation of Manufactured Park	Manufactured Park Preservation	30	7,500,000	May 2028
Preservation/ Stabilization	Ownership interest, operational controls - F	30	100,000,000	May 2028
Preservation/ Stabilization	Ownership interest, operational controls - F	30	100,000,000	March 2029
Total			207,500,000	

Notes:

[1]This should represent the amount of bond proceeds needed for the Project/Program.

[2]Sale dates for Lottery Revenue Bonds are for budgeting purposes only, and are subject to change.

Article XI Q Bond Financing and Other Financing Request Form

Capital Acquisition, Construction or Improvement of Real Property, Equipment or IT Systems

Please return the completed Request Form by **May 15, 2026** to: Melissa Schindler, OHCS Budget Manager

Rhonda Nelson, Capital Finance Manager
E-mail to Rhonda.Nelson@das.oregon.gov
Department of Administrative Services, Chief Financial Office
155 Cottage St NE; Salem, OR 97301

If you have any questions, please call Rhonda Nelson at (971) 719-1998.

Agency:	Oregon Housing and Community Services
Contact Person:	Melissa Schindler
Phone:	971-433-7650
E-mail:	melisssa.a.schindler@hcs.oregon.gov

Form Requirements: Use this form to request acquisition, construction or improvement of real property, equipment or IT systems that your agency is asking to finance using Article XI-Q Bonds or Leases (only leases that function as a vehicle to borrow money) over the next biennium beginning July 1, 2027. Article XI-Q bonds are limited to costs of a project that can be capitalized to the asset being financed (see OAM 15.60.10 and 15.60.40), with a few exceptions; thus, other non-capital and unallowed* capital costs of a project will need to be funded with other sources. The capital assets financed with XI-Q Bonds must be owned or operated by the State**. Financing agreements are defined in ORS 283.085(3) and include any agreement to finance real or personal property that is or will be owned and operated by the State. This includes lease purchase agreements and similar financing arrangements. Do not list leases on this form if the lease does not function as a vehicle to borrow money.

Acquisition, Construction or Improvement of Real Property, Equipment or IT Systems							
Description of Property/Equipment/ System Project	**Owned or Operated by the State (if operated, who owns?)**	**Estimated Useful Life of Capital**	**Total Estimated Cost of**	**Amount Requested to be Financed in 2027-29**	**XI-Q Bonds or Lease Financing**	**Date Financing Needed (list separate rows for**	**Debt Service Funding Source**
LIFT Rental	Ownership interest, operational controls - Primary owner is the developer	30	Unknown	270,000,000	XI-Q Bonds	May 2028	GF
LIFT Rental	Ownership interest, operational controls - Primary owner is the developer	30	Unknown	270,000,000	XI-Q Bonds	March 2029	GF
LIFT Homeownership	Ownership interest, operational controls - Primary owner is the developer	30	Unknown	75,000,000	XI-Q Bonds	May 2028	GF
LIFT Homeownership	Ownership interest, operational controls - Primary owner is the developer	30	Unknown	75,000,000	XI-Q Bonds	March 2029	GF
Permanente Supportive Housing	Ownership interest, operational controls - Primary owner is the developer	30	Unknown	40,000,000	XI-Q Bonds	May 2028	GF
Permanente Supportive Housing	Ownership interest, operational controls - Primary owner is the developer	30	Unknown	40,000,000	XI-Q Bonds	March 2029	GF
Totals			-	770,000,000			

Notes:

***Un-allowed XI-Q bond costs:**

a. Related Party Costs (costs paid from one State Agency to another and does not represent out-of-pocket costs to an unrelated third party).

b. Pollution Remediation and Demolition Costs (except when it is required to complete the project and is not the entire project; discuss with Capital Finance Analyst).

****Capital assets funded with tax-exempt bonds cannot have more than 10% Private Business Use, where all or a portion of the asset is used by a private person or entity other than a state or local government unit, including the federal government, a for-profit or non-profit organization, or individuals acting in a trade or business.

[1] Sale dates for Article XI-Q Bonds are for budgeting purposes only, and are subject to change.

DETAIL OF LOTTERY FUNDS, OTHER FUNDS, AND FEDERAL FUNDS REVENUE

Housing & Community Svcs Dept **Agency Number: 91400**

2027-29 Biennium **Cross Reference Number: 91400-000-00-00-00000**

Source	2023-25 Actuals	2025-27 Leg Adopted Budget	2025-27 Leg Approved Budget	2027-29 Agency Request Budget	2027-29 Governor's Budget	2027-29 Leg. Adopted Budget
Lottery Funds						
Transfer In Lottery Proceeds	-	-	-	10,756,746	-	-
Tsfr From Administrative Svcs	29,144,575	43,110,880	43,110,880	44,719,840	-	-
Total Lottery Funds	**$29,144,575**	**$43,110,880**	**$43,110,880**	**$55,476,586**	**-**	**-**
Other Funds						
Other Selective Taxes	1,423,190	2,640,000	2,640,000	1,328,543	-	-
Non-business Lic. and Fees	151,800	223,200	223,200	328,200	-	-
Public Utilities Fees	111,636,761	129,848,500	129,848,500	160,709,097	-	-
Charges for Services	3,481,101	2,640,000	2,640,000	1,212,577	-	-
Admin and Service Charges	46,113,609	51,544,293	51,544,293	72,946,690	-	-
Fines and Forfeitures	29,615	40,000	40,000	37,000	-	-
General Fund Obligation Bonds	600,255,000	650,544,194	750,544,194	775,710,000	-	-
Lottery Bonds	54,815,000	52,500,000	52,500,000	209,345,180	-	-
Interest Income	86,122,792	43,571,278	115,914,278	60,721,006	-	-
Housing Div Loan Repayments	7,464,680	20,820,536	22,720,536	12,094,201	-	-
Other Revenues	1,944,460	340,640	340,640	3,693,944	-	-
Transfer In - Intrafund	66,435,123	53,426,310	53,426,310	51,493,179	-	-
Transfer from General Fund	151,137,910	126,800,000	126,800,000	-	-	-
Tsfr From Human Svcs, Dept of	3,773,401	5,000,000	5,000,000	5,184,540	-	-
Tsfr From Administrative Svcs	61,880	-	-	-	-	-
Tsfr From Revenue, Dept of	51,517,994	68,849,000	68,849,000	51,563,044	-	-
Tsfr From Environmental Quality	-	6,379,054	6,379,054	6,379,054	-	-
Tsfr From Oregon Health Authority	75,000	1,054,879	1,054,879	-	-	-
Transfer Out - Intrafund	(52,315,476)	(42,567,770)	(42,567,770)	(51,493,179)	-	-

DETAIL OF LOTTERY FUNDS, OTHER FUNDS, AND FEDERAL FUNDS REVENUE

Housing & Community Svcs Dept **Agency Number: 91400**
2027-29 Biennium **Cross Reference Number: 91400-000-00-00-00000**

Source	2023-25 Actuals	2025-27 Leg Adopted Budget	2025-27 Leg Approved Budget	2027-29 Agency Request Budget	2027-29 Governor's Budget	2027-29 Leg. Adopted Budget
Other Funds						
Tsfr To Administrative Svcs	(4,556,467)	-	-	-	-	-
Total Other Funds	**$1,129,567,373**	**$1,173,654,114**	**$1,347,897,114**	**$1,361,253,076**	**-**	**-**
Federal Funds						
Federal Funds	314,757,251	349,381,416	350,270,178	701,945,253	-	-
Transfer In - Intrafund	-	6,320,777	6,320,777	6,539,954	-	-
Transfer Out - Intrafund	-	(6,281,608)	(6,281,608)	(6,539,954)	-	-
Total Federal Funds	**$314,757,251**	**$349,420,585**	**$350,309,347**	**$701,945,253**	**-**	**-**
Nonlimited Other Funds						
Admin and Service Charges	22,700	-	-	22,700	-	-
Fines and Forfeitures	1,810	-	-	-	-	-
Revenue Bonds	484,605,000	-	-	-	-	-
Refunding Bonds	5,083,502	-	-	-	-	-
Interest Income	103,579,023	89,862,600	89,862,600	121,524,199	-	-
Housing Div Loan Repayments	129,708,493	124,972,700	124,972,700	268,591,487	-	-
Other Revenues	66,608	-	-	-	-	-
Transfer In - Intrafund	331,698,452	139,750,437	139,750,437	-	-	-
Tsfr From Administrative Svcs	1,358,241	-	-	-	-	-
Transfer Out - Intrafund	(345,818,099)	(150,648,146)	(150,648,146)	-	-	-
Tsfr To Administrative Svcs	(373,205)	-	-	-	-	-
Total Nonlimited Other Funds	**$709,932,525**	**$203,937,591**	**$203,937,591**	**$390,138,386**	**-**	**-**
Nonlimited Federal Funds						
Federal Funds	192,045,624	185,102,399	185,102,399	256,585,577	-	-
Total Nonlimited Federal Funds	**$192,045,624**	**$185,102,399**	**$185,102,399**	**$256,585,577**	**-**	**-**

DETAIL OF LOTTERY FUNDS, OTHER FUNDS, AND FEDERAL FUNDS REVENUE

Housing & Community Svcs Dept **Agency Number: 91400**

2027-29 Biennium **Cross Reference Number: 91400-010-00-00-00000**

Source	2023-25 Actuals	2025-27 Leg Adopted Budget	2025-27 Leg Approved Budget	2027-29 Agency Request Budget	2027-29 Governor's Budget	2027-29 Leg. Adopted Budget
Other Funds						
Public Utilities Fees	96,189,864	119,600,000	119,600,000	143,540,649	-	-
Admin and Service Charges	475,035	600,000	600,000	600,000	-	-
Interest Income	5,815,247	4,811,400	4,811,400	6,838,806	-	-
Housing Div Loan Repayments	25,000	24,000	24,000	1,391,526	-	-
Other Revenues	1,067,722	134,400	134,400	875,458	-	-
Transfer In - Intrafund	864,797	-	-	-	-	-
Transfer from General Fund	47,437,910	110,900,000	87,400,000	-	-	-
Tsfr From Human Svcs, Dept of	3,727,266	5,000,000	5,000,000	5,000,000	-	-
Tsfr From Revenue, Dept of	5,151,799	6,884,900	6,884,900	5,156,344	-	-
Tsfr From Environmental Quality	-	6,379,054	6,379,054	6,379,054	-	-
Tsfr From Oregon Health Authority	-	577,579	577,579	-	-	-
Transfer Out - Intrafund	(6,910,871)	(5,582,840)	(5,582,840)	(15,256,203)	-	-
Total Other Funds	**$153,843,769**	**$249,328,493**	**$225,828,493**	**$154,525,634**	**-**	**-**
Federal Funds						
Federal Funds	159,526,913	118,438,044	118,575,108	359,366,834	-	-
Transfer Out - Intrafund	-	(2,405,258)	(2,405,258)	(2,365,793)	-	-
Total Federal Funds	**$159,526,913**	**$116,032,786**	**$116,169,850**	**$357,001,041**	**-**	**-**

DETAIL OF LOTTERY FUNDS, OTHER FUNDS, AND FEDERAL FUNDS REVENUE

Housing & Community Svcs Dept **Agency Number: 91400**

2027-29 Biennium **Cross Reference Number: 91400-025-00-00-00000**

Source	2023-25 Actuals	2025-27 Leg Adopted Budget	2025-27 Leg Approved Budget	2027-29 Agency Request Budget	2027-29 Governor's Budget	2027-29 Leg. Adopted Budget
Other Funds						
Admin and Service Charges	8,285,928	7,920,000	7,920,000	10,227,246	-	-
Other Revenues	-	-	-	168,210	-	-
Transfer from General Fund	4,000,000	-	-	-	-	-
Tsfr From Human Svcs, Dept of	46,135	-	-	184,540	-	-
Transfer Out - Intrafund	(261,555)	(4,017,577)	(4,017,577)	(713,584)	-	-
Total Other Funds	**$12,070,508**	**$3,902,423**	**$3,902,423**	**$9,866,412**	**-**	**-**
Federal Funds						
Federal Funds	903,951	1,203,317	1,211,251	1,207,481	-	-
Transfer Out - Intrafund	-	(154,166)	(154,166)	(18,672)	-	-
Total Federal Funds	**$903,951**	**$1,049,151**	**$1,057,085**	**$1,188,809**	**-**	**-**
Nonlimited Federal Funds						
Federal Funds	192,045,624	185,102,399	185,102,399	256,585,577	-	-
Total Nonlimited Federal Funds	**$192,045,624**	**$185,102,399**	**$185,102,399**	**$256,585,577**	**-**	**-**

DETAIL OF LOTTERY FUNDS, OTHER FUNDS, AND FEDERAL FUNDS REVENUE

Housing & Community Svcs Dept **Agency Number: 91400**

2027-29 Biennium **Cross Reference Number: 91400-030-00-00-00000**

Source	2023-25 Actuals	2025-27 Leg Adopted Budget	2025-27 Leg Approved Budget	2027-29 Agency Request Budget	2027-29 Governor's Budget	2027-29 Leg. Adopted Budget
Other Funds						
Public Utilities Fees	13,183,604	10,248,500	10,248,500	17,168,448	-	-
Admin and Service Charges	34,550,912	39,335,715	39,335,715	58,201,453	-	-
Fines and Forfeitures	10,966	40,000	40,000	-	-	-
Lottery Bonds	54,815,000	50,000,000	50,000,000	200,000,000	-	-
Interest Income	25,225,856	25,105,090	25,105,090	46,008,329	-	-
Housing Div Loan Repayments	5,378,119	5,524,800	7,424,800	2,629,897	-	-
Other Revenues	242,101	200,000	200,000	1,450,876	-	-
Transfer In - Intrafund	8,732,419	2,165,756	2,165,756	-	-	-
Transfer from General Fund	84,700,000	10,000,000	33,500,000	-	-	-
Tsfr From Revenue, Dept of	39,153,676	52,325,240	52,325,240	39,187,880	-	-
Tsfr From Oregon Health Authority	75,000	-	-	-	-	-
Transfer Out - Intrafund	(24,371,661)	(27,986,493)	(27,986,493)	(30,874,151)	-	-
Tsfr To Administrative Svcs	(4,556,467)	-	-	-	-	-
Total Other Funds	**$237,139,525**	**$166,958,608**	**$192,358,608**	**$333,772,732**	**-**	**-**
Federal Funds						
Federal Funds	27,029,584	47,860,349	47,913,320	83,157,431	-	-
Transfer Out - Intrafund	-	(1,393,573)	(1,393,573)	(78,729)	-	-
Total Federal Funds	**$27,029,584**	**$46,466,776**	**$46,519,747**	**$83,078,702**	**-**	**-**
Nonlimited Other Funds						
Admin and Service Charges	22,700	-	-	22,700	-	-
Interest Income	70,726	64,200	64,200	133,078	-	-
Housing Div Loan Repayments	737,379	52,700	52,700	52,700	-	-
Transfer In - Intrafund	638,164	-	-	-	-	-

DETAIL OF LOTTERY FUNDS, OTHER FUNDS, AND FEDERAL FUNDS REVENUE

Housing & Community Svcs Dept **Agency Number: 91400**

2027-29 Biennium **Cross Reference Number: 91400-030-00-00-00000**

Source	2023-25 Actuals	2025-27 Leg Adopted Budget	2025-27 Leg Approved Budget	2027-29 Agency Request Budget	2027-29 Governor's Budget	2027-29 Leg. Adopted Budget
Nonlimited Other Funds						
Transfer Out - Intrafund	(26,630)	-	-	-	-	-
Total Nonlimited Other Funds	**$1,442,339**	**$116,900**	**$116,900**	**$208,478**	**-**	**-**

DETAIL OF LOTTERY FUNDS, OTHER FUNDS, AND FEDERAL FUNDS REVENUE

Housing & Community Svcs Dept **Agency Number: 91400**

2027-29 Biennium **Cross Reference Number: 91400-040-00-00-00000**

Source	2023-25 Actuals	2025-27 Leg Adopted Budget	2025-27 Leg Approved Budget	2027-29 Agency Request Budget	2027-29 Governor's Budget	2027-29 Leg. Adopted Budget
Other Funds						
Other Selective Taxes	1,423,190	2,640,000	2,640,000	1,328,543	-	-
Non-business Lic. and Fees	151,800	223,200	223,200	328,200	-	-
Public Utilities Fees	2,263,293	-	-	-	-	-
Charges for Services	3,481,101	2,640,000	2,640,000	1,212,577	-	-
Admin and Service Charges	2,799,156	3,688,578	3,688,578	3,917,991	-	-
Fines and Forfeitures	18,649	-	-	37,000	-	-
Lottery Bonds	-	2,500,000	2,500,000	7,500,000	-	-
Interest Income	4,162,599	5,335,200	5,335,200	6,261,870	-	-
Housing Div Loan Repayments	2,061,561	4,946,400	4,946,400	8,072,778	-	-
Other Revenues	634,637	-	-	1,199,400	-	-
Transfer In - Intrafund	13,771,345	-	-	-	-	-
Transfer from General Fund	15,000,000	5,900,000	5,900,000	-	-	-
Tsfr From Revenue, Dept of	7,212,519	9,638,860	9,638,860	7,218,820	-	-
Transfer Out - Intrafund	(6,144,406)	(4,460,706)	(4,460,706)	(4,649,241)	-	-
Total Other Funds	**$46,835,444**	**$33,051,532**	**$33,051,532**	**$32,427,938**	**-**	**-**
Federal Funds						
Federal Funds	59,156,905	12,244,232	12,210,745	21,302,729	-	-
Transfer Out - Intrafund	-	(79,078)	(79,078)	(4,076,760)	-	-
Total Federal Funds	**$59,156,905**	**$12,165,154**	**$12,131,667**	**$17,225,969**	**-**	**-**
Nonlimited Other Funds						
Interest Income	239,447	62,400	62,400	899,607	-	-
Housing Div Loan Repayments	141,109	-	-	1,802,881	-	-
Transfer Out - Intrafund	(10,000,000)	-	-	-	-	-
Total Nonlimited Other Funds	**($9,619,444)**	**$62,400**	**$62,400**	**$2,702,488**	**-**	**-**

DETAIL OF LOTTERY FUNDS, OTHER FUNDS, AND FEDERAL FUNDS REVENUE

Housing & Community Svcs Dept **Agency Number: 91400**

2027-29 Biennium **Cross Reference Number: 91400-060-00-00-00000**

Source	2023-25 Actuals	2025-27 Leg Adopted Budget	2025-27 Leg Approved Budget	2027-29 Agency Request Budget	2027-29 Governor's Budget	2027-29 Leg. Adopted Budget
Other Funds						
Interest Income	2,441,636	3,600,000	3,600,000	1,612,001	-	-
Housing Div Loan Repayments	-	10,325,336	10,325,336	-	-	-
Transfer Out - Intrafund	(2,645,215)	(520,154)	(520,154)	-	-	-
Total Other Funds	**($203,579)**	**$13,405,182**	**$13,405,182**	**$1,612,001**	**-**	**-**
Federal Funds						
Federal Funds	54,892,681	169,635,474	170,225,333	236,910,778	-	-
Transfer Out - Intrafund	-	(2,249,533)	(2,249,533)	-	-	-
Total Federal Funds	**$54,892,681**	**$167,385,941**	**$167,975,800**	**$236,910,778**	**-**	**-**

DETAIL OF LOTTERY FUNDS, OTHER FUNDS, AND FEDERAL FUNDS REVENUE

Housing & Community Svcs Dept **Agency Number: 91400**

2027-29 Biennium **Cross Reference Number: 91400-070-00-00-00000**

Source	2023-25 Actuals	2025-27 Leg Adopted Budget	2025-27 Leg Approved Budget	2027-29 Agency Request Budget	2027-29 Governor's Budget	2027-29 Leg. Adopted Budget
Other Funds						
Admin and Service Charges	2,578	-	-	-	-	-
Interest Income	3,046,210	2,928,000	2,928,000	-	-	-
Other Revenues	-	6,240	6,240	-	-	-
Transfer In - Intrafund	26,404,934	44,767,214	44,767,214	51,493,179	-	-
Tsfr From Oregon Health Authority	-	477,300	477,300	-	-	-
Total Other Funds	**$29,453,722**	**$48,178,754**	**$48,178,754**	**$51,493,179**	**-**	**-**
Federal Funds						
Federal Funds	13,247,021	-	134,421	-	-	-
Transfer In - Intrafund	-	6,320,777	6,320,777	6,539,954	-	-
Total Federal Funds	**$13,247,021**	**$6,320,777**	**$6,455,198**	**$6,539,954**	**-**	**-**

DETAIL OF LOTTERY FUNDS, OTHER FUNDS, AND FEDERAL FUNDS REVENUE

Housing & Community Svcs Dept **Agency Number: 91400**
2027-29 Biennium **Cross Reference Number: 91400-080-00-00-00000**

Source	2023-25 Actuals	2025-27 Leg Adopted Budget	2025-27 Leg Approved Budget	2027-29 Agency Request Budget	2027-29 Governor's Budget	2027-29 Leg. Adopted Budget
Lottery Funds						
Transfer In Lottery Proceeds	-	-	-	10,756,746	-	-
Tsfr From Administrative Svcs	29,144,575	43,110,880	43,110,880	44,719,840	-	-
Total Lottery Funds	**$29,144,575**	**$43,110,880**	**$43,110,880**	**$55,476,586**	**-**	**-**
Other Funds						
General Fund Obligation Bonds	-	5,544,194	5,544,194	5,710,000	-	-
Lottery Bonds	-	-	-	1,845,180	-	-
Interest Income	772,814	1,791,588	74,134,588	-	-	-
Transfer In - Intrafund	16,661,628	6,493,340	6,493,340	-	-	-
Tsfr From Administrative Svcs	61,880	-	-	-	-	-
Transfer Out - Intrafund	(9,124,488)	-	-	-	-	-
Total Other Funds	**$8,371,834**	**$13,829,122**	**$86,172,122**	**$7,555,180**	**-**	**-**
Federal Funds						
Federal Funds	196	-	-	-	-	-
Total Federal Funds	**$196**	**-**	**-**	**-**	**-**	**-**
Nonlimited Other Funds						
Fines and Forfeitures	1,810	-	-	-	-	-
Revenue Bonds	484,605,000	-	-	-	-	-
Refunding Bonds	5,083,502	-	-	-	-	-
Interest Income	103,268,850	89,736,000	89,736,000	120,491,514	-	-
Housing Div Loan Repayments	128,830,005	124,920,000	124,920,000	266,735,906	-	-
Other Revenues	66,608	-	-	-	-	-
Transfer In - Intrafund	331,060,288	139,750,437	139,750,437	-	-	-
Tsfr From Administrative Svcs	1,358,241	-	-	-	-	-
Transfer Out - Intrafund	(335,791,469)	(150,648,146)	(150,648,146)	-	-	-

DETAIL OF LOTTERY FUNDS, OTHER FUNDS, AND FEDERAL FUNDS REVENUE

Housing & Community Svcs Dept **Agency Number: 91400**

2027-29 Biennium **Cross Reference Number: 91400-080-00-00-00000**

Source	2023-25 Actuals	2025-27 Leg Adopted Budget	2025-27 Leg Approved Budget	2027-29 Agency Request Budget	2027-29 Governor's Budget	2027-29 Leg. Adopted Budget
Nonlimited Other Funds						
Tsfr To Administrative Svcs	(373,205)	-	-	-	-	-
Total Nonlimited Other Funds	**$718,109,630**	**$203,758,291**	**$203,758,291**	**$387,227,420**	**-**	**-**

DETAIL OF LOTTERY FUNDS, OTHER FUNDS, AND FEDERAL FUNDS REVENUE

Housing & Community Svcs Dept **Agency Number: 91400**

2027-29 Biennium **Cross Reference Number: 91400-089-00-00-00000**

Source	2023-25 Actuals	2025-27 Leg Adopted Budget	2025-27 Leg Approved Budget	2027-29 Agency Request Budget	2027-29 Governor's Budget	2027-29 Leg. Adopted Budget
Other Funds						
General Fund Obligation Bonds	600,255,000	645,000,000	745,000,000	770,000,000	-	-
Interest Income	44,658,430	-	-	-	-	-
Transfer Out - Intrafund	(2,857,280)	-	-	-	-	-
Total Other Funds	**$642,056,150**	**$645,000,000**	**$745,000,000**	**$770,000,000**	**-**	**-**

Special Reports

OREGON HOUSING and COMMUNITY SERVICES

Enterprise IT Project Prioritization 2027–29

			CRM
		TOTAL PROJECT SCORE (0-100)	65
CRITERIA	**WEIGHT**	**SCORING GUIDE**	
Alignment to Strategic Plans • Does this investment adhere to the Governor's Strategic Plan (Action Plan: User Friendly, Reliable and Secure: Modernizing State Information Technology Systems and Oversight)? • Does this investment align with and support the vision, goals, and guiding principles outlined in the EIS Strategic Framework, Cloud Forward: A Framework for Embracing the Cloud in Oregon, Oregon's Data Strategy: Unlocking Oregon's Potential, and the Modernization Playbook? • Does this investment align with and support the State of Oregon, Diversity, Equity, and Inclusion (DEI) Action Plan: A Roadmap to Racial Equity and Belonging, the sponsor's agency-specific Racial Equity Plan, and ethical use of date—investing in data justice and representation, visibility, and ethics to serve all Oregonians? • Does this investment optimize service delivery to the public and/or internally by modernizing agency-specific and cross-agency systems? • Does this investment align with and support the agency's IT and business strategic plans, including strategies for modernizing legacy systems? • Does this investment fulfill a legislative mandate, enable compliance with current State or Federal law, or address specific audit findings?		**3 - Fully Aligned** (all applicable criteria addressed) **2 - Mostly Aligned** (most applicable criteria addressed) **1 - Partially Aligned** (some applicable criteria addressed) **0 - Not Aligned** (no or very few applicable criteria addressed)	2

Technology Best Practices and Priorities • Does this investment align with and support the following enterprise information technology priorities? - ***Information Security***. Improving the security and resilience of the state's systems - ***Modernization***. Optimizing service delivery through resilient, adaptive, secure, and customer-centered digital transformation - ***A Better Oregon Through Better Data***. Leveraging data as a strategic asset—improving data analysis, data quality, information-sharing, decision-making, and ethical use. - ***Cloud Forward***. Enabling Oregon to conduct 75% of its business via cloud-based services and infrastructure • Does this investment align with IT best practices (e.g., cloud-first, modular implementation, agile practices, configuration over customization, open systems, transparency and privacy by design, security principles, and other modern hosting technologies)? • For system modernizations that include data or data systems, has the agency evaluated the current data being collected, its overall quality, and a migration approach if relevant? • Has there been evaluation of the data contained within the system to see if changes need to be made to the data collection itself?	**3 - Fully Aligned** (all applicable criteria addressed) **2 - Mostly Aligned** (most applicable criteria addressed) **1 - Partially Aligned** (some applicable criteria addressed) **0 - Not Aligned** (no or very few applicable criteria addressed)	2

Business and People-Centered Approach	25%	WEIGHTED SUBTOTAL	22
People-Centered Approach • Does this investment put people first—the people who rely on essential services and those working to provide those services? • Does this investment help to eradicate racial and other forms of disparities in state government? • Does this investment improve equitable access to services, programs, and resources, or make the agency's overall service portfolio more accessible or usable for diverse populations? • Does the agency intend to strengthen public involvement through transformational community engagement, access to information, and decision-making opportunities? • Does this investment reduce or eliminate administrative burdens* that have created barriers to access or reinforced existing inequalities for historically underserved and underrepresented communities? • Has the agency utilized the Racial Equity Toolkit within the DEI Action Plan in assessing and planning the project? • If the investment is for agency use, does it improve the agency users' experience?		**3 - Fully Aligned** (all applicable criteria addressed) **2 - Mostly Aligned** (most applicable criteria addressed) **1 - Partially Aligned** (some applicable criteria addressed) **0 - Not Aligned** (no or very few applicable criteria addressed)	3
Business Process Transformation • Does this investment contribute to business process improvement/transformation? • Does this investment improve service delivery to customers, partners, or other stakeholders? • Has the agency done public engagement, outreach, or an internal evaluation to identify which populations are most highly impacted (positively and negatively) by these business process changes (e.g., considering populations without home internet in creating a digital application process)? • Have measurable business outcomes and benefits been established, including the return on investment if applicable?		**3 - Fully Aligned** (all applicable criteria addressed) **2 - Mostly Aligned** (most applicable criteria addressed) **1 - Partially Aligned** (some applicable criteria addressed) **0 - Not Aligned** (no or very few applicable criteria addressed)	3

Investment Risk • Would inaction impact systems or solutions that support critical business functions? • Would inaction increase risk to continuity of services to customers, particularly vulnerable or underserved populations? • Are there community impacts of not undertaking this project? • Has the agency identified an inequity or imbalance in service provision that this initiative would resolve? • Is there increased risk if investment is not addressed during this budget cycle (e.g., security, safety, legal, funding source, or any other related risk)? • Does the investment address non-compliance of federal or state requirement, audit finding, or mandate? • Does this investment address an identified and documented highly probable agency risk?		**3 - Fully Aligned** (all applicable criteria addressed) **2 - Mostly Aligned** (most applicable criteria addressed) **1 - Partially Aligned** (some applicable criteria addressed) **0 - Not Aligned** (no or very few applicable criteria addressed)	2
Agency Readiness and Solution Appropriateness	**40%**	**WEIGHTED SUBTOTAL**	**20**
Organizational Change Management (OCM) • Does the investment significantly impact operations throughout the organization? • Does the agency have, or intend to acquire, OCM resources with the skillsets and experience for the size and complexity of the project? • Does the agency plan to address and mitigate impact or adoption risks through a change management plan or intend to follow a formal OCM methodology? • Has the agency identified community engagement or community involvement as a component of the change management process? • Is external outreach or training planned to implement this change with constituents?		**3 - Fully Aligned** (all applicable criteria addressed) **2 - Mostly Aligned** (most applicable criteria addressed) **1 - Partially Aligned** (some applicable criteria addressed) **0 - Not Aligned** (no or very few applicable criteria addressed)	2

Solution Scale and Approach • Has the agency engaged customers, partners, and communities to understand and structure the business problem, benefits, and outcomes? • Does the investment fully address the agency's business problem, benefits and outcomes? • Is the solution of the appropriate size and scale? • Does this investment adhere to principles in *EIS Cloud Forward* (p.4) or *Modernization Playbook* (p.6), etc.? • Will the agency continue to engage customers and communities to inform design, approach, and usability of the solution?	**3 - Fully Aligned** (all applicable criteria addressed) **2 - Mostly Aligned** (most applicable criteria addressed) **1 - Partially Aligned** (some applicable criteria addressed) **0 - Not Aligned** (no or very few applicable criteria addressed)	2
Capacity • Has the agency considered skillsets and capacity requirements needed to effectively resource this initiative? • Does the agency have resources with the necessary skillsets and knowledge, or can the agency acquire the resources? • Will this investment impact the agency's ability to deliver on its core business functions? • Has the agency considered capacity for various non-technical resources, including organizational change management, project management, business analysis, testing, communication and community engagement activities? • Does the agency or project environment foster an inclusive workplace culture and promote equitable hiring, retention, and promotion practices?	**3 - Fully Aligned** (all applicable criteria addressed) **2 - Mostly Aligned** (most applicable criteria addressed) **1 - Partially Aligned** (some applicable criteria addressed) **0 - Not Aligned** (no or very few applicable criteria addressed)	1

Governance and Project Management Processes • Does the agency have formal IT governance in place that will oversee this investment? • Does the investment have executive sponsorship and steering committee in place? • Does the agency employ adequate project governance structure and practices to oversee vendor/contract management, change control, quality control and quality assurance, and data management and usage? • For projects that impact data or data systems, is there a data governance body or other body responsible for data management that is engaged in the process? Is there an agency data lead who is engaged as part of the project? • Are agency DEI staff involved in the IT Governance and prioritization process? • Does the agency intend to involve customer or partner representation on project forums (i.e. steering committees, advisory boards, etc.)? • Has the agency established processes for community outreach, feedback, engagement, or advice in accordance with the Racial Equity Framework and DEI Action Plan? • Does the agency have, or intend to acquire, project management resources with the skillsets and experience for the size and complexity of the project? • Does the agency use mature project management practices (PMBOK)?	**3 - Fully Aligned** (all applicable criteria addressed) **2 - Mostly Aligned** (most applicable criteria addressed) **1 - Partially Aligned** (some applicable criteria addressed) **0 - Not Aligned** (no or very few applicable criteria addressed)	1

References:

*Administrative burdens include learning costs, such as finding out whether one is eligible for a program; compliance costs, such as burdensome paperwork and documentation; and psychological costs, such as the stress and stigma that people feel when interacting with government programs. Health Affairs, Herd, P., Moynihan, D. (2020, October 2). *How Administrative Burdens Can Harm Health* . www.Healthaffairs.Org. Retrieved February 9, 2022, from

Scores
3
2
1
0

Agency Name	Legislative Program Area	IT Project Name / Budget	PPM Idea/ Project ID	PPM Idea/Project Name	Mandate	Short Description	New or Continuing	Start Date	End Date	Policy Option Package Request (Y/N)	POP # / Budget	Cost Type	Biennium	Funding Source	ORBITS Budget Category	Line Item Description	Budget Amount
Housing and Community Services Department	Economic Development	HMIS Solution Project	P-00001600	Homeless Management Information System (HMIS) Solution Project	Other	Homeless Management Information System This is a HUD compliant system. Additionally We are mandated by Oregon to continue administering the system because it supports multiple community partners Homeless managent data. This allows for monitoring and collecting data to determine success of Homeless services in Oregon.	Continuing	2025-04-07	2027-12-31	Yes	POP #	Implementation	2027-29	General Fund	4315 - IT Professional Services	SS Annual licensing is 469,661.01	2,497,500
Housing and Community Services Department	Economic Development	Budget										Operating	2027-29	General Fund	3XXX - Personnel Services	IT GF positions	525,488
Housing and Community Services Department	Economic Development	Budget										Operating	2027-29	Other Funds	3XXX - Personnel Services	IT OF positions	5,348,650
Housing and Community Services Department	Economic Development	Budget										Operating	2027-29	Federal Funds	3XXX - Personnel Services	IT FF positions	399,894
Housing and Community Services Department	Economic Development	Budget										Operating	2027-29	General Fund	4200 - Telecommunications	IT GF telecom	3,361
Housing and Community Services Department	Economic Development	Budget										Operating	2027-29	Other Funds	4200 - Telecommunications	IT OF telecom	14,852
Housing and Community Services Department	Economic Development	Budget										Operating	2027-29	Federal Funds	4200 - Telecommunications	IT FF telecom	4,816
Housing and Community Services Department	Economic Development	Budget										Operating	2027-29	General Fund	4250 - Data Processing	IT GF data processing	4,108
Housing and Community Services Department	Economic Development	Budget										Operating	2027-29	Other Funds	4250 - Data Processing	IT OF data processing	663,911
Housing and Community Services Department	Economic Development	Budget										Operating	2027-29	Federal Funds	4250 - Data Processing	IT FF data processing	5,676
Housing and Community Services Department	Economic Development	Budget										Operating	2027-29	General Fund	4715 - IT Expendable Property	IT GF Expendable	8,500
Housing and Community Services Department	Economic Development	Budget										Operating	2027-29	Other Funds	4715 - IT Expendable Property	IT OF Expendable	250,412
Housing and Community Services Department	Economic Development	Budget										Operating	2027-29	Federal Funds	4715 - IT Expendable Property	IT FF Expendable	23,178
Housing and Community Services Department	Economic Development	Budget										Operating	2027-29	General Fund	4XXX Other Services and Supplies	All other IT GF S&S (not just 4650 CSG)	542,180
Housing and Community Services Department	Economic Development	Budget										Operating	2027-29	Other Funds	4XXX Other Services and Supplies	All other IT OF S&S (not just 4650 CSG)	3,009,990
Housing and Community Services Department	Economic Development	Budget										Operating	2027-29	Federal Funds	4XXX Other Services and Supplies	All other IT FF S&S (not just 4650 CSG)	434,163
Housing and Community Services Department	Economic Development	Budget										Operating	2027-29	General Fund	5550 - Data Processing Software	IT GF Capital Outlay	14,081
Housing and Community Services Department	Economic Development	Budget										Operating	2027-29	Other Funds	5550 - Data Processing Software	IT OF Capital Outlay	83,406
Housing and Community Services Department	Economic Development	Budget										Operating	2027-29	Federal Funds	5550 - Data Processing Software	IT FF Capital Outlay	10,832

Audit	Finding	Agree/ Disagree	Corrective Action	Date Due	Progress	Status to Report
2024 Fiscal Audit.	The department does not customarily provide funds in advance and therefore did not have a process in place to review prior year prepaid expenditures and record those that had been expended during the year.	Agree	Fiscal year-end procedures have been updated to include the compilation and reporting of any outstanding balances for proper recording of prepaid expenditure activity by our Financial Reporting Accountant.	11/30/2024	Finding has been resolved.	Corrective action was taken.
2026 Fiscal in in progress.	N/A		N/A			

PROPOSED SUPERVISORY SPAN OF CONTROL REPORT

In accordance with the requirements of ORS 291.227, OHCS presents this report to the Joint Ways and Means Committee regarding the agency's Proposed Maximum Supervisory Ratio (MSR) for the 2025 – 2027 biennium.

Supervisory Ratio for the 2025– 2027 biennium

The agency's actual supervisory ratio as of: 3/6/25 (Date) is 1: 6 (Enter ratio from last published DAS CHRO Supervisory Ratio)

The agency actual supervisory ratio is calculated using the following calculation:

70 (Total supervisors)	=	63 (Employees in a supervisory role)	+	8 (Vacancies that if filled would perform in supervisory role)	–	1 (Agency Head)
432 (Total non-supervisors)	=	342 (Employees in a non-supervisory role	+	90 (Vacancies that if filled would perform a non-supervisory role)		

The Agency has a current actual supervisory ratio of:

1 : 6 (Actual Span of Control) = 432 (Total non-supervisors) / 70 (Total Supervisors)

When determining an agency maximum supervisory ratio, all agencies begin with a baseline supervisory ratio of 1:11 and based upon some or all of the following factors, may adjust the ratio up or down to fit the needs of the agency.

← Narrow Span		Wide Span →
High	RISK TO PUBLIC/EMPLOYEE SAFETY	Low
Dispersed	GEOGRAPHIC LOCATION(s) OF SUBORDINATES	Assembled
Complex	COMPLEXITY OF DUTIES/MISSION	Not complex
Low	BEST PRACTICES/INDUSTRY STANDARDS	High
Small	AGENCY SIZE/HOURS OF OPERATION	Large
Many	NON AGENCY STAFF/TEMPORARY EMPLOYEES	Few
High	FINANCIAL RESPONSIBILITY	Low
← More Supervisors		Fewer Supervisors →

PROPOSED SUPERVISORY SPAN OF CONTROL REPORT

Please answer the following questions:

1. Is safety of the public or of state employees a factor to be considered in determining the agency maximum supervisory ratio? ☒Yes ☐No

Explain how and why this factor impacts the agency maximum supervisory ratio upward or downward from 1:11.

Housing significantly impacts health, acting as a major social determinant with factors like stability, affordability, quality, and safety influencing individual and generational health outcomes.

In response to significant increases in unsheltered homelessness in Oregon, Governor Kotek ordered a homelessness state of emergency in January 2023 in regions that experienced an increase in unsheltered homelessness of 50% or greater between 2017 and 2022. Additionally, Governor Kotek ordered the State of Oregon to establish an annual housing production target of 36,000 homes. To deliver on these orders, OHCS organizational and management structures within divisions leading these programs underwent organizational assessments and changes. Adapting was necessary to ensure effectiveness to administer greatly expanded resources, to change the systems which have left too many Oregonians in unsafe living conditions, and to ensure outcomes are met that address the life and health situations of un-housed or un-stably housed Oregonians.

2. Is geographical location of the agency's employees a factor to be considered in determining the agency maximum supervisory ratio? ☐Yes ☒No

Explain how and why this factor impacts the agency maximum supervisory ratio upward or downward from 1:11.

3. Is the complexity of the agency's duties a factor to be considered in determining the agency maximum supervisory ratio? ☒Yes ☐No

Explain how and why this factor impacts the agency maximum supervisory ratio upward or downward from 1:11.

OHCS's role has evolved in the past few biennia from a pass-through funder, to a policy setter, and now as a Governor initiative agency, to a convener who leads initiatives connecting varied systems of care to address the most complex social problems, including but not limited to, linking behavioral health systems and housing. Additionally, as the states Housing Finance Agency, we're tasked with issuing highly complex bonds, allocating federal and state tax credits, and accessing and maximizing impacts of capital market executions. Beyond the complexity, OHCS administers approximately $2.5 billion in biennial funding that doesn't flow through state treasury accounts and therefore isn't included in the state budget system (this includes pass-through revenue bonds, tax credits, and delivering Mortgage Backed Securities to investors). To be successful, OHCS must employ a highly specialized workforce, and have leadership with capacity to engage, alongside staff, in complex, high-stakes conversations, decision making, and program implementation. The current 1: 7 span of control does not account for the depth of expertise needed to support the knowledge and expectations of staff.

4. Are there industry best practices and standards that should be a factor when determining the agency maximum supervisory ratio? ☒Yes ☐No

Explain how and why this factor impacts the agency maximum supervisory ratio upward or downward from 1:11.

OHCS administers highly technical housing programs layering complex funding streams and complying with strict requirements, necessitating specialized oversight. As an example, the Federal Low-Income Housing Tax Credit program, which is nearly $1 billion per biennium or 15% of the overall OHCS budget, has 46 separate best practices outlined in alignment with federal requirements, as documented in a 2023 report by the National Council of State Housing Agency report.
Federal and state housing development, homeownership, and homelessness programs require detailed financial management, regulatory compliance, and risk mitigation to prevent funding mismanagement and legal exposure. With multiple funding sources, each with distinct rules, audits, and reporting requirements – supervisors must provide intensive oversight to ensure compliance and prevent costly errors. A span of 1:6 ensures fiscal responsibility, program integrity, and operational efficiency while mitigating financial and compliance risks.

PROPOSED SUPERVISORY SPAN OF CONTROL REPORT

5. Is size and hours of operation of the agency a factor to be considered in determining the agency maximum supervisory ☐Yes ☒No

Explain how and why this factor impacts the agency maximum supervisory ratio upward or downward from 1:11.

6. Are there unique personnel needs of the agency, including the agency's use of volunteers or seasonal or temporary employees, or exercise of supervisory authority by agency supervisory employees over personnel who are not agency employees a factor to be considered in determining the agency maximum supervisory ratio? ☐Yes ☒No

Explain how and why this factor impacts the agency maximum supervisory ratio upward or downward from 1:11.

7. Is the financial scope and responsibility of the agency a factor to be considered in determining the agency maximum supervisory ratio? ☒Yes ☐No

Explain how and why this factor impacts the agency maximum supervisory ratio upward or downward from 1:11.

OHCS is responsible for managing an unprecedented level of state and federal funding, particularly in response to Oregon 's homelessness emergency, as well as the Governor's executive order to increase the production of housing in Oregon. When factoring in programs administered by OHCS where funds don't flow through state treasury accounts (and therefore are not part of the budget system), the total biennial budget for OHCS in 2025-27 is $6.7 billion. The financial responsibility extends beyond allocation and expenditure of funding – it includes auditing, risk management, and safeguarding public funds from misuse of funds or inefficiencies. A 1:6 span of control is necessary to provide supervisors the capacity to proactively manage these financial obligations, maintain accountability, and ensure that taxpayer dollars deliver measurable outcomes.

Based upon the described factors above the agency proposes a maximum supervisory ratio of 1: 6

Unions requiring notification: SEIU Service Employees International Union, Local 503, OPEU

Date unions notified:

Submitted by:	Caleb Yant	Date:	3/6/25
Signature:	Andrea Bell	Date:	1/23/2026
Signature:	Aubrey E. Quarles	Date:	1/23/2026
Signature:		Date:	1/26/26
Signature:		Date:	

ORBITS & ORPICS Reports

OREGON HOUSING and COMMUNITY SERVICES

Housing & Community Svcs Dept ***Agency Number: 91400***

Agency Worksheet - Revenues & Expenditures **Version: V - 01 - Agency Request Budget**
2027-29 Biennium **Cross Reference Number: 91400-000-00-00-00000**
Housing & Community Svcs Dept

DESCRIPTION	2023-25 Actuals	2025-27 Leg Adopted Budget	2025-27 Emergency Boards	2025-27 Leg Approved Budget	2027-29 Base Budget	2027-29 Current Service Level
BEGINNING BALANCE						
0025 Beginning Balance						
4430 Lottery Funds Debt Svc Ltd	987,646	-	-	-	-	-
3020 Other Funds Cap Construct	12,931,932	-	-	-	-	-
3200 Other Funds Non-Ltd	306,365,843	558,205,696	-	558,205,696	130,209,792	130,209,792
3400 Other Funds Ltd	538,717,008	323,609,623	-	323,609,623	457,296,429	457,296,429
All Funds	859,002,429	881,815,319	-	881,815,319	587,506,221	587,506,221
0030 Beginning Balance Adjustment						
3200 Other Funds Non-Ltd	-	-	-	-	80,702,773	80,702,773
3230 Other Funds Debt Svc Non-Ltd	-	-	-	-	419,207,410	419,207,410
3400 Other Funds Ltd	-	28,550,000	38,661,236	67,211,236	44,299,001	44,299,001
6400 Federal Funds Ltd	-	-	105,585,695	105,585,695	-	-
All Funds	-	28,550,000	144,246,931	172,796,931	544,209,184	544,209,184
TOTAL BEGINNING BALANCE						
4430 Lottery Funds Debt Svc Ltd	987,646	-	-	-	-	-
3020 Other Funds Cap Construct	12,931,932	-	-	-	-	-
3200 Other Funds Non-Ltd	306,365,843	558,205,696	-	558,205,696	210,912,565	210,912,565
3230 Other Funds Debt Svc Non-Ltd	-	-	-	-	419,207,410	419,207,410
3400 Other Funds Ltd	538,717,008	352,159,623	38,661,236	390,820,859	501,595,430	501,595,430
6400 Federal Funds Ltd	-	-	105,585,695	105,585,695	-	-

Housing & Community Svcs Dept ***Agency Number: 91400***

Agency Worksheet - Revenues & Expenditures **Version: V - 01 - Agency Request Budget**
2027-29 Biennium **Cross Reference Number: 91400-000-00-00-00000**
Housing & Community Svcs Dept

DESCRIPTION	2023-25 Actuals	2025-27 Leg Adopted Budget	2025-27 Emergency Boards	2025-27 Leg Approved Budget	2027-29 Base Budget	2027-29 Current Service Level
TOTAL BEGINNING BALANCE	**$859,002,429**	**$910,365,319**	**$144,246,931**	**$1,054,612,250**	**$1,131,715,405**	**$1,131,715,405**
REVENUE CATEGORIES						
GENERAL FUND APPROPRIATION						
0050 General Fund Appropriation						
8000 General Fund	719,810,194	549,676,073	(1,245,950)	548,430,123	551,652,180	308,264,293
8030 General Fund Debt Svc	126,667,431	252,448,139	(66,280,201)	186,167,938	379,285,440	379,285,440
All Funds	846,477,625	802,124,212	(67,526,151)	734,598,061	930,937,620	687,549,733
TAXES						
0190 Other Selective Taxes						
3400 Other Funds Ltd	1,423,190	2,640,000	-	2,640,000	1,328,543	1,328,543
LICENSES AND FEES						
0210 Non-business Lic. and Fees						
3400 Other Funds Ltd	151,800	223,200	-	223,200	328,200	328,200
0240 Public Utilities Fees						
3400 Other Funds Ltd	111,636,761	129,848,500	-	129,848,500	160,709,097	160,709,097
TOTAL LICENSES AND FEES						
3400 Other Funds Ltd	111,788,561	130,071,700	-	130,071,700	161,037,297	161,037,297
TOTAL LICENSES AND FEES	**$111,788,561**	**$130,071,700**	**-**	**$130,071,700**	**$161,037,297**	**$161,037,297**
CHARGES FOR SERVICES						
0410 Charges for Services						

Housing & Community Svcs Dept **Agency Number: 91400**

Agency Worksheet - Revenues & Expenditures
2027-29 Biennium
Housing & Community Svcs Dept

Version: V - 01 - Agency Request Budget
Cross Reference Number: 91400-000-00-00-00000

DESCRIPTION	2023-25 Actuals	2025-27 Leg Adopted Budget	2025-27 Emergency Boards	2025-27 Leg Approved Budget	2027-29 Base Budget	2027-29 Current Service Level
3400 Other Funds Ltd	3,481,101	2,640,000	-	2,640,000	1,212,577	1,212,577
0415 Admin and Service Charges						
3200 Other Funds Non-Ltd	22,700	-	-	-	22,700	22,700
3400 Other Funds Ltd	46,113,609	51,544,293	-	51,544,293	72,946,690	72,946,690
All Funds	46,136,309	51,544,293	-	51,544,293	72,969,390	72,969,390
TOTAL CHARGES FOR SERVICES						
3200 Other Funds Non-Ltd	22,700	-	-	-	22,700	22,700
3400 Other Funds Ltd	49,594,710	54,184,293	-	54,184,293	74,159,267	74,159,267
TOTAL CHARGES FOR SERVICES	**$49,617,410**	**$54,184,293**	**-**	**$54,184,293**	**$74,181,967**	**$74,181,967**
FINES, RENTS AND ROYALTIES						
0505 Fines and Forfeitures						
3200 Other Funds Non-Ltd	1,810	-	-	-	-	-
3400 Other Funds Ltd	29,615	40,000	-	40,000	37,000	37,000
All Funds	31,425	40,000	-	40,000	37,000	37,000
BOND SALES						
0555 General Fund Obligation Bonds						
3020 Other Funds Cap Construct	600,255,000	645,000,000	100,000,000	745,000,000	-	-
3400 Other Funds Ltd	-	5,544,194	-	5,544,194	-	-
All Funds	600,255,000	650,544,194	100,000,000	750,544,194	-	-
0565 Lottery Bonds						

Housing & Community Svcs Dept **Agency Number: 91400**

Agency Worksheet - Revenues & Expenditures **Version: V - 01 - Agency Request Budget**
2027-29 Biennium **Cross Reference Number: 91400-000-00-00-00000**
Housing & Community Svcs Dept

DESCRIPTION	2023-25 Actuals	2025-27 Leg Adopted Budget	2025-27 Emergency Boards	2025-27 Leg Approved Budget	2027-29 Base Budget	2027-29 Current Service Level
3400 Other Funds Ltd	54,815,000	52,500,000	-	52,500,000	-	-
0570 Revenue Bonds						
3200 Other Funds Non-Ltd	484,605,000	-	-	-	-	-
0575 Refunding Bonds						
3230 Other Funds Debt Svc Non-Ltd	5,083,502	-	-	-	-	-
TOTAL BOND SALES						
3020 Other Funds Cap Construct	600,255,000	645,000,000	100,000,000	745,000,000	-	-
3200 Other Funds Non-Ltd	484,605,000	-	-	-	-	-
3230 Other Funds Debt Svc Non-Ltd	5,083,502	-	-	-	-	-
3400 Other Funds Ltd	54,815,000	58,044,194	-	58,044,194	-	-
TOTAL BOND SALES	**$1,144,758,502**	**$703,044,194**	**$100,000,000**	**$803,044,194**	**-**	**-**
INTEREST EARNINGS						
0605 Interest Income						
3020 Other Funds Cap Construct	44,658,430	-	-	-	-	-
3200 Other Funds Non-Ltd	103,579,023	89,862,600	-	89,862,600	121,524,199	121,524,199
3400 Other Funds Ltd	40,766,149	43,571,278	-	43,571,278	60,721,006	60,721,006
3430 Other Funds Debt Svc Ltd	698,213	-	72,343,000	72,343,000	-	-
All Funds	189,701,815	133,433,878	72,343,000	205,776,878	182,245,205	182,245,205
LOAN REPAYMENT						
0930 Housing Div Loan Repayments						

DESCRIPTION	2023-25 Actuals	2025-27 Leg Adopted Budget	2025-27 Emergency Boards	2025-27 Leg Approved Budget	2027-29 Base Budget	2027-29 Current Service Level
3200 Other Funds Non-Ltd	129,708,493	124,972,700	-	124,972,700	268,591,487	268,591,487
3400 Other Funds Ltd	7,464,680	20,820,536	1,900,000	22,720,536	12,094,201	12,094,201
All Funds	137,173,173	145,793,236	1,900,000	147,693,236	280,685,688	280,685,688
OTHER						
0975 Other Revenues						
3200 Other Funds Non-Ltd	66,608	-	-	-	-	-
3400 Other Funds Ltd	1,944,460	340,640	-	340,640	1,907,472	1,907,472
All Funds	2,011,068	340,640	-	340,640	1,907,472	1,907,472
FEDERAL FUNDS REVENUE						
0995 Federal Funds						
6200 Federal Funds Non-Ltd	192,045,624	185,102,399	-	185,102,399	256,585,577	256,585,577
6400 Federal Funds Ltd	314,757,251	349,381,416	888,762	350,270,178	701,945,253	701,945,253
All Funds	506,802,875	534,483,815	888,762	535,372,577	958,530,830	958,530,830
TRANSFERS IN						
1010 Transfer In - Intrafund						
3200 Other Funds Non-Ltd	7,449,019	-	-	-	-	-
3230 Other Funds Debt Svc Non-Ltd	324,249,433	139,750,437	-	139,750,437	-	-
3400 Other Funds Ltd	65,831,882	53,426,310	-	53,426,310	51,493,179	51,493,179
3430 Other Funds Debt Svc Ltd	603,241	-	-	-	-	-
6400 Federal Funds Ltd	-	6,320,777	-	6,320,777	6,539,954	6,539,954
All Funds	398,133,575	199,497,524	-	199,497,524	58,033,133	58,033,133

Housing & Community Svcs Dept ***Agency Number: 91400***

Agency Worksheet - Revenues & Expenditures **Version: V - 01 - Agency Request Budget**
2027-29 Biennium **Cross Reference Number: 91400-000-00-00-00000**
Housing & Community Svcs Dept

DESCRIPTION	2023-25 Actuals	2025-27 Leg Adopted Budget	2025-27 Emergency Boards	2025-27 Leg Approved Budget	2027-29 Base Budget	2027-29 Current Service Level
1060 Transfer from General Fund						
3400 Other Funds Ltd	151,137,910	126,800,000	-	126,800,000	124,800,000	-
1100 Tsfr From Human Svcs, Dept of						
3400 Other Funds Ltd	3,773,401	5,000,000	-	5,000,000	5,184,540	5,184,540
1107 Tsfr From Administrative Svcs						
4430 Lottery Funds Debt Svc Ltd	29,144,575	43,110,880	-	43,110,880	44,719,840	44,719,840
3230 Other Funds Debt Svc Non-Ltd	1,358,241	-	-	-	-	-
3430 Other Funds Debt Svc Ltd	61,880	-	-	-	-	-
All Funds	30,564,696	43,110,880	-	43,110,880	44,719,840	44,719,840
1150 Tsfr From Revenue, Dept of						
3400 Other Funds Ltd	51,517,994	68,849,000	-	68,849,000	51,563,044	51,563,044
1340 Tsfr From Environmental Quality						
3400 Other Funds Ltd	-	6,379,054	-	6,379,054	6,379,054	6,379,054
1443 Tsfr From Oregon Health Authority						
3400 Other Funds Ltd	75,000	1,054,879	-	1,054,879	-	-
TOTAL TRANSFERS IN						
4430 Lottery Funds Debt Svc Ltd	29,144,575	43,110,880	-	43,110,880	44,719,840	44,719,840
3200 Other Funds Non-Ltd	7,449,019	-	-	-	-	-
3230 Other Funds Debt Svc Non-Ltd	325,607,674	139,750,437	-	139,750,437	-	-
3400 Other Funds Ltd	272,336,187	261,509,243	-	261,509,243	239,419,817	114,619,817
3430 Other Funds Debt Svc Ltd	665,121	-	-	-	-	-

Housing & Community Svcs Dept ***Agency Number: 91400***

Agency Worksheet - Revenues & Expenditures **Version: V - 01 - Agency Request Budget**
2027-29 Biennium **Cross Reference Number: 91400-000-00-00-00000**
Housing & Community Svcs Dept

DESCRIPTION	2023-25 Actuals	2025-27 Leg Adopted Budget	2025-27 Emergency Boards	2025-27 Leg Approved Budget	2027-29 Base Budget	2027-29 Current Service Level
6400 Federal Funds Ltd	-	6,320,777	-	6,320,777	6,539,954	6,539,954
TOTAL TRANSFERS IN	**$635,202,576**	**$450,691,337**	**-**	**$450,691,337**	**$290,679,611**	**$165,879,611**
REVENUES						
8000 General Fund	719,810,194	549,676,073	(1,245,950)	548,430,123	551,652,180	308,264,293
8030 General Fund Debt Svc	126,667,431	252,448,139	(66,280,201)	186,167,938	379,285,440	379,285,440
4430 Lottery Funds Debt Svc Ltd	29,144,575	43,110,880	-	43,110,880	44,719,840	44,719,840
3020 Other Funds Cap Construct	644,913,430	645,000,000	100,000,000	745,000,000	-	-
3200 Other Funds Non-Ltd	725,432,653	214,835,300	-	214,835,300	390,138,386	390,138,386
3230 Other Funds Debt Svc Non-Ltd	330,691,176	139,750,437	-	139,750,437	-	-
3400 Other Funds Ltd	540,162,552	571,221,884	1,900,000	573,121,884	550,704,603	425,904,603
3430 Other Funds Debt Svc Ltd	1,363,334	-	72,343,000	72,343,000	-	-
6200 Federal Funds Non-Ltd	192,045,624	185,102,399	-	185,102,399	256,585,577	256,585,577
6400 Federal Funds Ltd	314,757,251	355,702,193	888,762	356,590,955	708,485,207	708,485,207
TOTAL REVENUES	**$3,624,988,220**	**$2,956,847,305**	**$107,605,611**	**$3,064,452,916**	**$2,881,571,233**	**$2,513,383,346**
TRANSFERS OUT						
2010 Transfer Out - Intrafund						
3020 Other Funds Cap Construct	(2,857,280)	-	-	-	-	-
3200 Other Funds Non-Ltd	(344,071,738)	(150,648,146)	-	(150,648,146)	-	-
3230 Other Funds Debt Svc Non-Ltd	(1,746,361)	-	-	-	-	-
3400 Other Funds Ltd	(49,451,131)	(42,567,770)	-	(42,567,770)	(51,493,179)	(51,493,179)

Housing & Community Svcs Dept ***Agency Number: 91400***

Agency Worksheet - Revenues & Expenditures **Version: V - 01 - Agency Request Budget**
2027-29 Biennium **Cross Reference Number: 91400-000-00-00-00000**
Housing & Community Svcs Dept

DESCRIPTION	2023-25 Actuals	2025-27 Leg Adopted Budget	2025-27 Emergency Boards	2025-27 Leg Approved Budget	2027-29 Base Budget	2027-29 Current Service Level
3430 Other Funds Debt Svc Ltd	(7,065)	-	-	-	-	-
6400 Federal Funds Ltd	-	(6,281,608)	-	(6,281,608)	(6,539,954)	(6,539,954)
All Funds	(398,133,575)	(199,497,524)	-	(199,497,524)	(58,033,133)	(58,033,133)
2107 Tsfr To Administrative Svcs						
3230 Other Funds Debt Svc Non-Ltd	(373,205)	-	-	-	-	-
3400 Other Funds Ltd	(4,556,467)	-	-	-	-	-
All Funds	(4,929,672)	-	-	-	-	-
TOTAL TRANSFERS OUT						
3020 Other Funds Cap Construct	(2,857,280)	-	-	-	-	-
3200 Other Funds Non-Ltd	(344,071,738)	(150,648,146)	-	(150,648,146)	-	-
3230 Other Funds Debt Svc Non-Ltd	(2,119,566)	-	-	-	-	-
3400 Other Funds Ltd	(54,007,598)	(42,567,770)	-	(42,567,770)	(51,493,179)	(51,493,179)
3430 Other Funds Debt Svc Ltd	(7,065)	-	-	-	-	-
6400 Federal Funds Ltd	-	(6,281,608)	-	(6,281,608)	(6,539,954)	(6,539,954)
TOTAL TRANSFERS OUT	**($403,063,247)**	**($199,497,524)**	**-**	**($199,497,524)**	**($58,033,133)**	**($58,033,133)**
AVAILABLE REVENUES						
8000 General Fund	719,810,194	549,676,073	(1,245,950)	548,430,123	551,652,180	308,264,293
8030 General Fund Debt Svc	126,667,431	252,448,139	(66,280,201)	186,167,938	379,285,440	379,285,440
4430 Lottery Funds Debt Svc Ltd	30,132,221	43,110,880	-	43,110,880	44,719,840	44,719,840
3020 Other Funds Cap Construct	654,988,082	645,000,000	100,000,000	745,000,000	-	-

Housing & Community Svcs Dept ***Agency Number: 91400***

Agency Worksheet - Revenues & Expenditures **Version: V - 01 - Agency Request Budget**
2027-29 Biennium **Cross Reference Number: 91400-000-00-00-00000**
Housing & Community Svcs Dept

DESCRIPTION	2023-25 Actuals	2025-27 Leg Adopted Budget	2025-27 Emergency Boards	2025-27 Leg Approved Budget	2027-29 Base Budget	2027-29 Current Service Level
3200 Other Funds Non-Ltd	687,726,758	622,392,850	-	622,392,850	601,050,951	601,050,951
3230 Other Funds Debt Svc Non-Ltd	328,571,610	139,750,437	-	139,750,437	419,207,410	419,207,410
3400 Other Funds Ltd	1,024,871,962	880,813,737	40,561,236	921,374,973	1,000,806,854	876,006,854
3430 Other Funds Debt Svc Ltd	1,356,269	-	72,343,000	72,343,000	-	-
6200 Federal Funds Non-Ltd	192,045,624	185,102,399	-	185,102,399	256,585,577	256,585,577
6400 Federal Funds Ltd	314,757,251	349,420,585	106,474,457	455,895,042	701,945,253	701,945,253
TOTAL AVAILABLE REVENUES	**$4,080,927,402**	**$3,667,715,100**	**$251,852,542**	**$3,919,567,642**	**$3,955,253,505**	**$3,587,065,618**
EXPENDITURES						
PERSONAL SERVICES						
SALARIES & WAGES						
3110 Class/Unclass Sal. and Per Diem						
8000 General Fund	11,862,204	16,077,090	323,849	16,400,939	18,381,023	18,207,575
3400 Other Funds Ltd	44,702,969	66,303,663	4,426,375	70,730,038	77,420,124	77,420,124
6400 Federal Funds Ltd	16,296,020	13,649,878	899,767	14,549,645	9,951,879	14,667,687
All Funds	72,861,193	96,030,631	5,649,991	101,680,622	105,753,026	110,295,386
3115 Board Member Stipend						
8000 General Fund	794	-	-	-	-	-
3400 Other Funds Ltd	3,135	-	-	-	-	-
6400 Federal Funds Ltd	1,679	-	-	-	-	-
All Funds	5,608	-	-	-	-	-

Housing & Community Svcs Dept ***Agency Number: 91400***

Agency Worksheet - Revenues & Expenditures **Version: V - 01 - Agency Request Budget**
2027-29 Biennium **Cross Reference Number: 91400-000-00-00-00000**
Housing & Community Svcs Dept

DESCRIPTION	2023-25 Actuals	2025-27 Leg Adopted Budget	2025-27 Emergency Boards	2025-27 Leg Approved Budget	2027-29 Base Budget	2027-29 Current Service Level
3160 Temporary Appointments						
8000 General Fund	115,912	-	-	-	-	-
3400 Other Funds Ltd	172,157	83,035	-	83,035	83,035	87,104
6400 Federal Funds Ltd	157,646	722	-	722	722	757
All Funds	445,715	83,757	-	83,757	83,757	87,861
3170 Overtime Payments						
8000 General Fund	113,643	-	-	-	-	-
3400 Other Funds Ltd	272,169	-	-	-	-	-
6400 Federal Funds Ltd	129,982	-	-	-	-	-
All Funds	515,794	-	-	-	-	-
3180 Shift Differential						
8000 General Fund	1,169	-	-	-	-	-
3400 Other Funds Ltd	2,801	-	-	-	-	-
6400 Federal Funds Ltd	1,178	-	-	-	-	-
All Funds	5,148	-	-	-	-	-
3190 All Other Differential						
8000 General Fund	123,560	-	-	-	-	-
3400 Other Funds Ltd	278,952	13,342	-	13,342	13,342	13,996
6400 Federal Funds Ltd	188,085	157	-	157	157	164
All Funds	590,597	13,499	-	13,499	13,499	14,160
TOTAL SALARIES & WAGES						

Housing & Community Svcs Dept **Agency Number: 91400**

Agency Worksheet - Revenues & Expenditures
2027-29 Biennium
Housing & Community Svcs Dept

Version: V - 01 - Agency Request Budget
Cross Reference Number: 91400-000-00-00-00000

DESCRIPTION	2023-25 Actuals	2025-27 Leg Adopted Budget	2025-27 Emergency Boards	2025-27 Leg Approved Budget	2027-29 Base Budget	2027-29 Current Service Level
8000 General Fund	12,217,282	16,077,090	323,849	16,400,939	18,381,023	18,207,575
3400 Other Funds Ltd	45,432,183	66,400,040	4,426,375	70,826,415	77,516,501	77,521,224
6400 Federal Funds Ltd	16,774,590	13,650,757	899,767	14,550,524	9,952,758	14,668,608
TOTAL SALARIES & WAGES	**$74,424,055**	**$96,127,887**	**$5,649,991**	**$101,777,878**	**$105,850,282**	**$110,397,407**
OTHER PAYROLL EXPENSES						
3210 Empl. Rel. Bd. Assessments						
8000 General Fund	3,288	5,948	-	5,948	6,217	6,217
3400 Other Funds Ltd	11,933	23,642	36	23,678	26,082	26,082
6400 Federal Funds Ltd	4,440	5,044	-	5,044	3,253	4,833
All Funds	19,661	34,634	36	34,670	35,552	37,132
3220 Public Employees' Retire Cont						
8000 General Fund	2,179,310	3,382,616	-	3,382,616	4,543,785	4,500,908
3400 Other Funds Ltd	8,186,224	13,951,718	17,335	13,969,053	19,139,938	19,140,100
6400 Federal Funds Ltd	2,976,995	2,871,969	-	2,871,969	2,460,142	3,625,892
All Funds	13,342,529	20,206,303	17,335	20,223,638	26,143,865	27,266,900
3221 Pension Obligation Bond						
8000 General Fund	567,884	479,920	-	479,920	-	-
3400 Other Funds Ltd	2,111,827	2,439,749	-	2,439,749	-	-
6400 Federal Funds Ltd	774,530	538,585	(11,005)	527,580	-	-
All Funds	3,454,241	3,458,254	(11,005)	3,447,249	-	-

Housing & Community Svcs Dept ***Agency Number: 91400***

Agency Worksheet - Revenues & Expenditures **Version: V - 01 - Agency Request Budget**
2027-29 Biennium **Cross Reference Number: 91400-000-00-00-00000**
Housing & Community Svcs Dept

DESCRIPTION	2023-25 Actuals	2025-27 Leg Adopted Budget	2025-27 Emergency Boards	2025-27 Leg Approved Budget	2027-29 Base Budget	2027-29 Current Service Level
3230 Social Security Taxes						
8000 General Fund	925,175	1,228,265	-	1,228,265	1,403,186	1,389,917
3400 Other Funds Ltd	3,424,401	5,057,355	6,303	5,063,658	5,888,066	5,888,427
6400 Federal Funds Ltd	1,266,682	1,041,152	-	1,041,152	756,686	1,117,450
All Funds	5,616,258	7,326,772	6,303	7,333,075	8,047,938	8,395,794
3240 Unemployment Assessments						
8000 General Fund	12,631	-	-	-	-	-
3400 Other Funds Ltd	55,335	4,482	-	4,482	4,482	4,702
6400 Federal Funds Ltd	2,826	25	-	25	25	26
All Funds	70,792	4,507	-	4,507	4,507	4,728
3241 Paid Family Medical Leave Insurance						
8000 General Fund	44,577	64,210	-	64,210	73,339	72,646
3400 Other Funds Ltd	165,157	263,818	330	264,148	307,030	307,032
6400 Federal Funds Ltd	61,949	54,407	-	54,407	39,516	58,380
All Funds	271,683	382,435	330	382,765	419,885	438,058
3250 Worker's Comp. Assess. (WCD)						
8000 General Fund	1,963	3,473	-	3,473	2,997	2,997
3400 Other Funds Ltd	7,305	13,795	21	13,816	12,534	12,534
6400 Federal Funds Ltd	2,713	2,939	-	2,939	1,596	2,356
All Funds	11,981	20,207	21	20,228	17,127	17,887
3260 Mass Transit Tax						

Housing & Community Svcs Dept ***Agency Number: 91400***

Agency Worksheet - Revenues & Expenditures **Version: V - 01 - Agency Request Budget**
2027-29 Biennium **Cross Reference Number: 91400-000-00-00-00000**
Housing & Community Svcs Dept

DESCRIPTION	2023-25 Actuals	2025-27 Leg Adopted Budget	2025-27 Emergency Boards	2025-27 Leg Approved Budget	2027-29 Base Budget	2027-29 Current Service Level
8000 General Fund	87,075	80,930	-	80,930	80,930	110,286
3400 Other Funds Ltd	344,146	379,998	494	380,492	380,492	465,127
6400 Federal Funds Ltd	(172)	-	-	-	-	-
All Funds	431,049	460,928	494	461,422	461,422	575,413
3270 Flexible Benefits						
8000 General Fund	2,351,747	3,507,699	-	3,507,699	3,479,239	3,479,239
3400 Other Funds Ltd	8,924,100	13,918,920	21,204	13,940,124	14,585,777	14,585,777
6400 Federal Funds Ltd	3,293,868	2,980,463	-	2,980,463	1,829,064	2,712,264
All Funds	14,569,715	20,407,082	21,204	20,428,286	19,894,080	20,777,280
3280 Other OPE						
8000 General Fund	1,301	-	-	-	-	-
3400 Other Funds Ltd	3,483	-	-	-	-	-
6400 Federal Funds Ltd	1,150	626	-	626	626	626
All Funds	5,934	626	-	626	626	626
TOTAL OTHER PAYROLL EXPENSES						
8000 General Fund	6,174,951	8,753,061	-	8,753,061	9,589,693	9,562,210
3400 Other Funds Ltd	23,233,911	36,053,477	45,723	36,099,200	40,344,401	40,429,781
6400 Federal Funds Ltd	8,384,981	7,495,210	(11,005)	7,484,205	5,090,908	7,521,827
TOTAL OTHER PAYROLL EXPENSES	**$37,793,843**	**$52,301,748**	**$34,718**	**$52,336,466**	**$55,025,002**	**$57,513,818**
P.S. BUDGET ADJUSTMENTS						

Housing & Community Svcs Dept **Agency Number: 91400**

Agency Worksheet - Revenues & Expenditures
2027-29 Biennium
Housing & Community Svcs Dept

Version: V - 01 - Agency Request Budget
Cross Reference Number: 91400-000-00-00-00000

DESCRIPTION	2023-25 Actuals	2025-27 Leg Adopted Budget	2025-27 Emergency Boards	2025-27 Leg Approved Budget	2027-29 Base Budget	2027-29 Current Service Level
3455 Vacancy Savings						
8000 General Fund	-	(696,120)	-	(696,120)	(696,120)	(910,379)
3400 Other Funds Ltd	-	(3,153,407)	-	(3,153,407)	(3,153,407)	(3,876,061)
6400 Federal Funds Ltd	-	(422,495)	-	(422,495)	(422,495)	(733,430)
All Funds	-	(4,272,022)	-	(4,272,022)	(4,272,022)	(5,519,870)
3465 Reconciliation Adjustment						
8000 General Fund	-	(405,341)	-	(405,341)	-	-
3400 Other Funds Ltd	-	(233,927)	-	(233,927)	-	-
6400 Federal Funds Ltd	-	(196,110)	-	(196,110)	-	-
All Funds	-	(835,378)	-	(835,378)	-	-
TOTAL P.S. BUDGET ADJUSTMENTS						
8000 General Fund	-	(1,101,461)	-	(1,101,461)	(696,120)	(910,379)
3400 Other Funds Ltd	-	(3,387,334)	-	(3,387,334)	(3,153,407)	(3,876,061)
6400 Federal Funds Ltd	-	(618,605)	-	(618,605)	(422,495)	(733,430)
TOTAL P.S. BUDGET ADJUSTMENTS	**-**	**($5,107,400)**	**-**	**($5,107,400)**	**($4,272,022)**	**($5,519,870)**
TOTAL PERSONAL SERVICES						
8000 General Fund	18,392,233	23,728,690	323,849	24,052,539	27,274,596	26,859,406
3400 Other Funds Ltd	68,666,094	99,066,183	4,472,098	103,538,281	114,707,495	114,074,944
6400 Federal Funds Ltd	25,159,571	20,527,362	888,762	21,416,124	14,621,171	21,457,005
TOTAL PERSONAL SERVICES	**$112,217,898**	**$143,322,235**	**$5,684,709**	**$149,006,944**	**$156,603,262**	**$162,391,355**

Housing & Community Svcs Dept ***Agency Number: 91400***

Agency Worksheet - Revenues & Expenditures **Version: V - 01 - Agency Request Budget**
2027-29 Biennium **Cross Reference Number: 91400-000-00-00-00000**
Housing & Community Svcs Dept

DESCRIPTION	2023-25 Actuals	2025-27 Leg Adopted Budget	2025-27 Emergency Boards	2025-27 Leg Approved Budget	2027-29 Base Budget	2027-29 Current Service Level
SERVICES & SUPPLIES						
4100 Instate Travel						
8000 General Fund	24,428	145,181	1,800	146,981	146,981	157,783
8030 General Fund Debt Svc	-	1,800	(1,800)	-	-	-
3400 Other Funds Ltd	328,696	604,854	-	604,854	604,854	636,292
6400 Federal Funds Ltd	108,181	156,052	-	156,052	156,052	166,932
All Funds	461,305	907,887	-	907,887	907,887	961,007
4125 Out of State Travel						
8000 General Fund	86,123	15,383	-	15,383	15,383	16,137
3400 Other Funds Ltd	338,410	207,424	-	207,424	207,424	217,589
6400 Federal Funds Ltd	115,703	48,976	-	48,976	48,976	51,376
All Funds	540,236	271,783	-	271,783	271,783	285,102
4150 Employee Training						
8000 General Fund	123,414	115,927	1,425	117,352	117,352	125,953
8030 General Fund Debt Svc	-	1,425	(1,425)	-	-	-
3400 Other Funds Ltd	427,002	386,206	900	387,106	387,106	407,500
6400 Federal Funds Ltd	151,855	154,850	-	154,850	154,850	164,961
All Funds	702,271	658,408	900	659,308	659,308	698,414
4175 Office Expenses						
8000 General Fund	13,613	285,151	3,240	288,391	288,391	309,003
8030 General Fund Debt Svc	-	3,240	(3,240)	-	-	-

Housing & Community Svcs Dept ***Agency Number: 91400***

Agency Worksheet - Revenues & Expenditures **Version: V - 01 - Agency Request Budget**
2027-29 Biennium **Cross Reference Number: 91400-000-00-00-00000**
Housing & Community Svcs Dept

DESCRIPTION	2023-25 Actuals	2025-27 Leg Adopted Budget	2025-27 Emergency Boards	2025-27 Leg Approved Budget	2027-29 Base Budget	2027-29 Current Service Level
3200 Other Funds Non-Ltd	53	1,000	-	1,000	1,000	1,000
3400 Other Funds Ltd	58,337	769,642	1,425	771,067	771,067	812,089
6400 Federal Funds Ltd	20,432	247,280	-	247,280	247,280	265,393
All Funds	92,435	1,306,313	1,425	1,307,738	1,307,738	1,387,485
4200 Telecommunications						
8000 General Fund	91,774	97,007	1,091	98,098	98,098	105,064
8030 General Fund Debt Svc	-	1,091	(1,091)	-	-	-
3400 Other Funds Ltd	343,961	343,372	1,620	344,992	344,992	363,696
6400 Federal Funds Ltd	127,358	80,984	-	80,984	80,984	86,805
All Funds	563,093	522,454	1,620	524,074	524,074	555,565
4225 State Gov. Service Charges						
8000 General Fund	1,046,691	976,363	259,396	1,235,759	1,235,759	1,872,628
8030 General Fund Debt Svc	-	259,396	(259,396)	-	-	-
3200 Other Funds Non-Ltd	567,942	-	-	-	-	-
3400 Other Funds Ltd	3,968,728	6,080,309	-	6,080,309	6,080,309	6,731,933
6400 Federal Funds Ltd	1,058,518	751,648	-	751,648	751,648	782,312
All Funds	6,641,879	8,067,716	-	8,067,716	8,067,716	9,386,873
4250 Data Processing						
8000 General Fund	8,863	100,448	1,334	101,782	101,782	109,410
8030 General Fund Debt Svc	-	1,334	(1,334)	-	-	-
3400 Other Funds Ltd	72,543	1,042,509	540	1,043,049	1,043,049	1,095,478

Housing & Community Svcs Dept **Agency Number: 91400**

Agency Worksheet - Revenues & Expenditures **Version: V - 01 - Agency Request Budget**
2027-29 Biennium **Cross Reference Number: 91400-000-00-00-00000**
Housing & Community Svcs Dept

DESCRIPTION	2023-25 Actuals	2025-27 Leg Adopted Budget	2025-27 Emergency Boards	2025-27 Leg Approved Budget	2027-29 Base Budget	2027-29 Current Service Level
6400 Federal Funds Ltd	690,141	89,723	-	89,723	89,723	96,894
All Funds	771,547	1,234,014	540	1,234,554	1,234,554	1,301,782
4275 Publicity and Publications						
8000 General Fund	1,938	3,597	-	3,597	3,597	3,773
3200 Other Funds Non-Ltd	-	175,000	-	175,000	175,000	175,000
3400 Other Funds Ltd	19,837	50,786	-	50,786	50,786	53,274
6400 Federal Funds Ltd	2,516	2,939	-	2,939	2,939	3,083
All Funds	24,291	232,322	-	232,322	232,322	235,130
4300 Professional Services						
8000 General Fund	8,176,854	4,711,894	-	4,711,894	4,711,894	320,575
3200 Other Funds Non-Ltd	7,319,382	9,126,576	-	9,126,576	9,126,576	9,126,576
3400 Other Funds Ltd	11,006,062	8,626,498	-	8,626,498	8,626,498	9,428,765
6400 Federal Funds Ltd	32,291,559	16,724,686	14,828,850	31,553,536	31,553,536	34,488,015
All Funds	58,793,857	39,189,654	14,828,850	54,018,504	54,018,504	53,363,931
4315 IT Professional Services						
8000 General Fund	94,000	3,334	-	3,334	3,334	3,644
3400 Other Funds Ltd	-	132,757	-	132,757	132,757	145,105
6400 Federal Funds Ltd	-	1,500,640	-	1,500,640	1,500,640	1,640,200
All Funds	94,000	1,636,731	-	1,636,731	1,636,731	1,788,949
4325 Attorney General						
8000 General Fund	708,407	104,527	150,000	254,527	254,527	278,198

Housing & Community Svcs Dept **Agency Number: 91400**

Agency Worksheet - Revenues & Expenditures **Version: V - 01 - Agency Request Budget**
2027-29 Biennium **Cross Reference Number: 91400-000-00-00-00000**
Housing & Community Svcs Dept

DESCRIPTION	2023-25 Actuals	2025-27 Leg Adopted Budget	2025-27 Emergency Boards	2025-27 Leg Approved Budget	2027-29 Base Budget	2027-29 Current Service Level
3200 Other Funds Non-Ltd	44,358	130,696	-	130,696	130,696	130,696
3400 Other Funds Ltd	4,471,536	3,379,754	4,388	3,384,142	3,384,142	3,698,867
6400 Federal Funds Ltd	678,103	411,590	-	411,590	411,590	449,867
All Funds	5,902,404	4,026,567	154,388	4,180,955	4,180,955	4,557,628
4375 Employee Recruitment and Develop						
8000 General Fund	18,317	17,027	215	17,242	17,242	18,516
8030 General Fund Debt Svc	-	215	(215)	-	-	-
3400 Other Funds Ltd	129,972	45,882	660	46,542	46,542	49,038
6400 Federal Funds Ltd	9,292	16,632	-	16,632	16,632	17,858
All Funds	157,581	79,756	660	80,416	80,416	85,412
4400 Dues and Subscriptions						
8000 General Fund	43,894	4,811	-	4,811	4,811	5,047
3400 Other Funds Ltd	155,261	105,806	215	106,021	106,021	111,216
6400 Federal Funds Ltd	224,133	39,772	-	39,772	39,772	41,722
All Funds	423,288	150,389	215	150,604	150,604	157,985
4425 Facilities Rental and Taxes						
8000 General Fund	501,052	412,503	-	412,503	412,503	432,716
3400 Other Funds Ltd	1,829,188	2,406,552	-	2,406,552	2,406,552	2,524,473
6400 Federal Funds Ltd	779,908	317,575	-	317,575	317,575	333,136
All Funds	3,110,148	3,136,630	-	3,136,630	3,136,630	3,290,325
4450 Fuels and Utilities						

DESCRIPTION	2023-25 Actuals	2025-27 Leg Adopted Budget	2025-27 Emergency Boards	2025-27 Leg Approved Budget	2027-29 Base Budget	2027-29 Current Service Level
3400 Other Funds Ltd	10,747	-	-	-	-	-
6400 Federal Funds Ltd	9,140	-	-	-	-	-
All Funds	19,887	-	-	-	-	-
4475 Facilities Maintenance						
8000 General Fund	2,825	662	-	662	662	694
3400 Other Funds Ltd	32,407	16,561	-	16,561	16,561	17,372
6400 Federal Funds Ltd	13,424	3,196	-	3,196	3,196	3,352
All Funds	48,656	20,419	-	20,419	20,419	21,418
4575 Agency Program Related S and S						
8000 General Fund	81,532	-	-	-	-	-
3200 Other Funds Non-Ltd	317,630	3,300,000	-	3,300,000	3,300,000	3,300,000
3400 Other Funds Ltd	185,744	200,146	-	200,146	200,146	209,954
6400 Federal Funds Ltd	193,404	-	-	-	-	-
All Funds	778,310	3,500,146	-	3,500,146	3,500,146	3,509,954
4650 Other Services and Supplies						
8000 General Fund	30,790	1,053,773	4,900	1,058,673	1,058,673	1,125,247
8030 General Fund Debt Svc	1	4,900	(4,900)	-	-	-
3200 Other Funds Non-Ltd	5,349,829	6,193,542	-	6,193,542	6,193,542	6,193,542
3230 Other Funds Debt Svc Non-Ltd	43,279	-	-	-	-	-
3400 Other Funds Ltd	2,768,452	7,333,841	894,900	8,228,741	8,228,741	8,636,850
3430 Other Funds Debt Svc Ltd	1	-	-	-	-	-

Housing & Community Svcs Dept **Agency Number: 91400**

Agency Worksheet - Revenues & Expenditures
2027-29 Biennium
Housing & Community Svcs Dept

Version: V - 01 - Agency Request Budget
Cross Reference Number: 91400-000-00-00-00000

DESCRIPTION	2023-25 Actuals	2025-27 Leg Adopted Budget	2025-27 Emergency Boards	2025-27 Leg Approved Budget	2027-29 Base Budget	2027-29 Current Service Level
6400 Federal Funds Ltd	9,720	280,849	-	280,849	280,849	302,784
All Funds	8,202,072	14,866,905	894,900	15,761,805	15,761,805	16,258,423
4700 Expendable Prop 250 - 5000						
8000 General Fund	4,559	264,021	4,300	268,321	268,321	290,069
8030 General Fund Debt Svc	-	4,300	(4,300)	-	-	-
3400 Other Funds Ltd	21,598	495,807	4,300	500,107	500,107	528,911
6400 Federal Funds Ltd	9,681	181,501	-	181,501	181,501	233,395
All Funds	35,838	945,629	4,300	949,929	949,929	1,052,375
4715 IT Expendable Property						
8000 General Fund	1,285,337	186,530	2,500	189,030	189,030	203,295
8030 General Fund Debt Svc	-	2,500	(2,500)	-	-	-
3400 Other Funds Ltd	1,793,899	756,481	2,500	758,981	758,981	798,670
6400 Federal Funds Ltd	937,015	212,186	-	212,186	212,186	229,343
All Funds	4,016,251	1,157,697	2,500	1,160,197	1,160,197	1,231,308
TOTAL SERVICES & SUPPLIES						
8000 General Fund	12,344,411	8,498,139	430,201	8,928,340	8,928,340	5,377,752
8030 General Fund Debt Svc	1	280,201	(280,201)	-	-	-
3200 Other Funds Non-Ltd	13,599,194	18,926,814	-	18,926,814	18,926,814	18,926,814
3230 Other Funds Debt Svc Non-Ltd	43,279	-	-	-	-	-
3400 Other Funds Ltd	27,962,380	32,985,187	911,448	33,896,635	33,896,635	36,467,072
3430 Other Funds Debt Svc Ltd	1	-	-	-	-	-

Housing & Community Svcs Dept ***Agency Number: 91400***

Agency Worksheet - Revenues & Expenditures **Version: V - 01 - Agency Request Budget**
2027-29 Biennium **Cross Reference Number: 91400-000-00-00-00000**
Housing & Community Svcs Dept

DESCRIPTION	2023-25 Actuals	2025-27 Leg Adopted Budget	2025-27 Emergency Boards	2025-27 Leg Approved Budget	2027-29 Base Budget	2027-29 Current Service Level
6400 Federal Funds Ltd	37,430,083	21,221,079	14,828,850	36,049,929	36,049,929	39,357,428
TOTAL SERVICES & SUPPLIES	**$91,379,349**	**$81,911,420**	**$15,890,298**	**$97,801,718**	**$97,801,718**	**$100,129,066**
CAPITAL OUTLAY						
5550 Data Processing Software						
8000 General Fund	-	14,081	-	14,081	14,081	14,771
3400 Other Funds Ltd	-	83,406	-	83,406	83,406	87,493
6400 Federal Funds Ltd	-	10,832	-	10,832	10,832	11,363
All Funds	-	108,319	-	108,319	108,319	113,627
5900 Other Capital Outlay						
3020 Other Funds Cap Construct	-	645,000,000	100,000,000	745,000,000	-	-
TOTAL CAPITAL OUTLAY						
8000 General Fund	-	14,081	-	14,081	14,081	14,771
3020 Other Funds Cap Construct	-	645,000,000	100,000,000	745,000,000	-	-
3400 Other Funds Ltd	-	83,406	-	83,406	83,406	87,493
6400 Federal Funds Ltd	-	10,832	-	10,832	10,832	11,363
TOTAL CAPITAL OUTLAY	**-**	**$645,108,319**	**$100,000,000**	**$745,108,319**	**$108,319**	**$113,627**
SPECIAL PAYMENTS						
6015 Dist to Cities						
8000 General Fund	2,625,618	-	-	-	-	-
3400 Other Funds Ltd	18,984,395	-	-	-	-	-

DESCRIPTION	2023-25 Actuals	2025-27 Leg Adopted Budget	2025-27 Emergency Boards	2025-27 Leg Approved Budget	2027-29 Base Budget	2027-29 Current Service Level
6400 Federal Funds Ltd	184,403	822,552	-	822,552	822,552	862,857
All Funds	21,794,416	822,552	-	822,552	822,552	862,857
6020 Dist to Counties						
8000 General Fund	159,404,952	18,480,695	-	18,480,695	18,480,695	19,386,249
3400 Other Funds Ltd	81,271,435	29,094,285	-	29,094,285	29,094,285	30,519,904
6400 Federal Funds Ltd	45,440,106	31,091,444	-	31,091,444	31,091,444	32,614,925
All Funds	286,116,493	78,666,424	-	78,666,424	78,666,424	82,521,078
6025 Dist to Other Gov Unit						
8000 General Fund	42,653,746	516,033	-	516,033	516,033	541,319
3400 Other Funds Ltd	27,852,475	51,984,827	-	51,984,827	51,984,827	54,532,084
6400 Federal Funds Ltd	15,260	-	-	-	-	-
All Funds	70,521,481	52,500,860	-	52,500,860	52,500,860	55,073,403
6030 Dist to Non-Gov Units						
8000 General Fund	33,629,348	-	-	-	-	-
3200 Other Funds Non-Ltd	1,046,580	5,996,320	-	5,996,320	5,996,320	5,996,320
3400 Other Funds Ltd	44,699,407	67,654,190	1,900,000	69,554,190	69,554,190	70,969,245
6400 Federal Funds Ltd	14,461,976	4,000,000	-	4,000,000	4,000,000	4,196,000
All Funds	93,837,311	77,650,510	1,900,000	79,550,510	79,550,510	81,161,565
6035 Dist to Individuals						
8000 General Fund	-	-	-	-	-	18,537,662
3200 Other Funds Non-Ltd	1,154,977	-	-	-	-	-

Housing & Community Svcs Dept **Agency Number: 91400**

Agency Worksheet - Revenues & Expenditures
2027-29 Biennium
Housing & Community Svcs Dept

Version: V - 01 - Agency Request Budget
Cross Reference Number: 91400-000-00-00-00000

DESCRIPTION	2023-25 Actuals	2025-27 Leg Adopted Budget	2025-27 Emergency Boards	2025-27 Leg Approved Budget	2027-29 Base Budget	2027-29 Current Service Level
3400 Other Funds Ltd	251,758	333,989	-	333,989	333,989	350,354
6200 Federal Funds Non-Ltd	192,045,624	185,102,399	-	185,102,399	185,102,399	185,102,399
6400 Federal Funds Ltd	903,951	40,976	-	40,976	40,976	42,984
All Funds	194,356,310	185,477,364	-	185,477,364	185,477,364	204,033,399
6048 Spc Pmt to Public Universities						
8000 General Fund	34,354	-	-	-	-	-
3400 Other Funds Ltd	50,000	-	-	-	-	-
6400 Federal Funds Ltd	12,229	-	-	-	-	-
All Funds	96,583	-	-	-	-	-
6050 Dist to Non-Profit Organizations						
8000 General Fund	285,284,794	26,663,445	-	26,663,445	26,663,445	27,969,954
3400 Other Funds Ltd	168,692,180	129,539,572	-	129,539,572	129,539,572	135,389,427
6400 Federal Funds Ltd	111,797,289	85,643,011	15,000,000	100,643,011	100,643,011	105,574,518
All Funds	565,774,263	241,846,028	15,000,000	256,846,028	256,846,028	268,933,899
6060 Intra-Agency Gen Fund Transfer						
8000 General Fund	151,137,910	126,800,000	(2,000,000)	124,800,000	124,800,000	-
6080 Loans Made - Other						
3020 Other Funds Cap Construct	600,000,000	-	-	-	-	-
3200 Other Funds Non-Ltd	222,144,949	533,750,000	-	533,750,000	533,750,000	533,750,000
3400 Other Funds Ltd	126,232,465	47,344,660	-	47,344,660	47,344,660	49,664,548
6400 Federal Funds Ltd	76,009,929	-	-	-	-	-

Housing & Community Svcs Dept ***Agency Number: 91400***

Agency Worksheet - Revenues & Expenditures **Version: V - 01 - Agency Request Budget**
2027-29 Biennium **Cross Reference Number: 91400-000-00-00-00000**
Housing & Community Svcs Dept

DESCRIPTION	2023-25 Actuals	2025-27 Leg Adopted Budget	2025-27 Emergency Boards	2025-27 Leg Approved Budget	2027-29 Base Budget	2027-29 Current Service Level
All Funds	1,024,387,343	581,094,660	-	581,094,660	581,094,660	583,414,548
6085 Other Special Payments						
8000 General Fund	-	344,974,990	-	344,974,990	344,974,990	209,577,180
3400 Other Funds Ltd	5,346,988	287,709,628	37,771,236	325,480,864	325,480,864	262,935,842
3430 Other Funds Debt Svc Ltd	-	-	1,708,000	1,708,000	-	-
6400 Federal Funds Ltd	3,103,314	185,849,076	75,756,845	261,605,921	261,605,921	274,424,611
All Funds	8,450,302	818,533,694	115,236,081	933,769,775	932,061,775	746,937,633
6443 Spc Pmt to Oregon Health Authority						
6400 Federal Funds Ltd	239,140	-	-	-	-	-
6660 Spc Pmt to Land Conservation Dev						
8000 General Fund	433,539	-	-	-	-	-
TOTAL SPECIAL PAYMENTS						
8000 General Fund	675,204,261	517,435,163	(2,000,000)	515,435,163	515,435,163	276,012,364
3020 Other Funds Cap Construct	600,000,000	-	-	-	-	-
3200 Other Funds Non-Ltd	224,346,506	539,746,320	-	539,746,320	539,746,320	539,746,320
3400 Other Funds Ltd	473,381,103	613,661,151	39,671,236	653,332,387	653,332,387	604,361,404
3430 Other Funds Debt Svc Ltd	-	-	1,708,000	1,708,000	-	-
6200 Federal Funds Non-Ltd	192,045,624	185,102,399	-	185,102,399	185,102,399	185,102,399
6400 Federal Funds Ltd	252,167,597	307,447,059	90,756,845	398,203,904	398,203,904	417,715,895
TOTAL SPECIAL PAYMENTS	**$2,417,145,091**	**$2,163,392,092**	**$130,136,081**	**$2,293,528,173**	**$2,291,820,173**	**$2,022,938,382**

Housing & Community Svcs Dept **Agency Number: 91400**

Agency Worksheet - Revenues & Expenditures
2027-29 Biennium
Housing & Community Svcs Dept

Version: V - 01 - Agency Request Budget
Cross Reference Number: 91400-000-00-00-00000

DESCRIPTION	2023-25 Actuals	2025-27 Leg Adopted Budget	2025-27 Emergency Boards	2025-27 Leg Approved Budget	2027-29 Base Budget	2027-29 Current Service Level
DEBT SERVICE						
7050 Pmt To Ret Bond Escrow						
3230 Other Funds Debt Svc Non-Ltd	6,209,539	-	-	-	-	-
7100 Principal - Bonds						
8030 General Fund Debt Svc	63,883,263	126,025,000	-	126,025,000	177,400,000	177,400,000
4430 Lottery Funds Debt Svc Ltd	22,724,782	31,383,450	-	31,383,450	28,469,670	28,469,670
3230 Other Funds Debt Svc Non-Ltd	255,520,000	66,510,000	-	66,510,000	152,533,500	152,533,500
3400 Other Funds Ltd	-	4,308	(4,308)	-	-	-
3430 Other Funds Debt Svc Ltd	630,554	-	-	-	-	-
All Funds	342,758,599	223,922,758	(4,308)	223,918,450	358,403,170	358,403,170
7150 Interest - Bonds						
8030 General Fund Debt Svc	62,374,281	126,142,938	(66,000,000)	60,142,938	201,885,440	201,885,440
4430 Lottery Funds Debt Svc Ltd	6,982,248	11,727,430	-	11,727,430	16,250,170	16,250,170
3230 Other Funds Debt Svc Non-Ltd	66,798,790	73,240,437	-	73,240,437	266,673,910	266,673,910
3400 Other Funds Ltd	-	1,708,080	(1,708,080)	-	-	-
3430 Other Funds Debt Svc Ltd	725,714	-	70,635,000	70,635,000	-	-
All Funds	136,881,033	212,818,885	2,926,920	215,745,805	484,809,520	484,809,520
TOTAL DEBT SERVICE						
8030 General Fund Debt Svc	126,257,544	252,167,938	(66,000,000)	186,167,938	379,285,440	379,285,440
4430 Lottery Funds Debt Svc Ltd	29,707,030	43,110,880	-	43,110,880	44,719,840	44,719,840
3230 Other Funds Debt Svc Non-Ltd	328,528,329	139,750,437	-	139,750,437	419,207,410	419,207,410

Housing & Community Svcs Dept ***Agency Number: 91400***

Agency Worksheet - Revenues & Expenditures **Version: V - 01 - Agency Request Budget**
2027-29 Biennium **Cross Reference Number: 91400-000-00-00-00000**
Housing & Community Svcs Dept

DESCRIPTION	2023-25 Actuals	2025-27 Leg Adopted Budget	2025-27 Emergency Boards	2025-27 Leg Approved Budget	2027-29 Base Budget	2027-29 Current Service Level
3400 Other Funds Ltd	-	1,712,388	(1,712,388)	-	-	-
3430 Other Funds Debt Svc Ltd	1,356,268	-	70,635,000	70,635,000	-	-
TOTAL DEBT SERVICE	**$485,849,171**	**$436,741,643**	**$2,922,612**	**$439,664,255**	**$843,212,690**	**$843,212,690**
EXPENDITURES						
8000 General Fund	705,940,905	549,676,073	(1,245,950)	548,430,123	551,652,180	308,264,293
8030 General Fund Debt Svc	126,257,545	252,448,139	(66,280,201)	186,167,938	379,285,440	379,285,440
4430 Lottery Funds Debt Svc Ltd	29,707,030	43,110,880	-	43,110,880	44,719,840	44,719,840
3020 Other Funds Cap Construct	600,000,000	645,000,000	100,000,000	745,000,000	-	-
3200 Other Funds Non-Ltd	237,945,700	558,673,134	-	558,673,134	558,673,134	558,673,134
3230 Other Funds Debt Svc Non-Ltd	328,571,608	139,750,437	-	139,750,437	419,207,410	419,207,410
3400 Other Funds Ltd	570,009,577	747,508,315	43,342,394	790,850,709	802,019,923	754,990,913
3430 Other Funds Debt Svc Ltd	1,356,269	-	72,343,000	72,343,000	-	-
6200 Federal Funds Non-Ltd	192,045,624	185,102,399	-	185,102,399	185,102,399	185,102,399
6400 Federal Funds Ltd	314,757,251	349,206,332	106,474,457	455,680,789	448,885,836	478,541,691
TOTAL EXPENDITURES	**$3,106,591,509**	**$3,470,475,709**	**$254,633,700**	**$3,725,109,409**	**$3,389,546,162**	**$3,128,785,120**
REVERSIONS						
9900 Reversions						
8000 General Fund	(13,869,289)	-	-	-	-	-
8030 General Fund Debt Svc	(409,886)	-	-	-	-	-
All Funds	(14,279,175)	-	-	-	-	-

Housing & Community Svcs Dept ***Agency Number: 91400***

Agency Worksheet - Revenues & Expenditures **Version: V - 01 - Agency Request Budget**
2027-29 Biennium **Cross Reference Number: 91400-000-00-00-00000**
Housing & Community Svcs Dept

DESCRIPTION	2023-25 Actuals	2025-27 Leg Adopted Budget	2025-27 Emergency Boards	2025-27 Leg Approved Budget	2027-29 Base Budget	2027-29 Current Service Level
ENDING BALANCE						
8000 General Fund	-	-	-	-	-	-
8030 General Fund Debt Svc	-	-	-	-	-	-
4430 Lottery Funds Debt Svc Ltd	425,191	-	-	-	-	-
3020 Other Funds Cap Construct	54,988,082	-	-	-	-	-
3200 Other Funds Non-Ltd	449,781,058	63,719,716	-	63,719,716	42,377,817	42,377,817
3230 Other Funds Debt Svc Non-Ltd	2	-	-	-	-	-
3400 Other Funds Ltd	454,862,385	133,305,422	(2,781,158)	130,524,264	198,786,931	121,015,941
3430 Other Funds Debt Svc Ltd	-	-	-	-	-	-
6200 Federal Funds Non-Ltd	-	-	-	-	71,483,178	71,483,178
6400 Federal Funds Ltd	-	214,253	-	214,253	253,059,417	223,403,562
TOTAL ENDING BALANCE	**$960,056,718**	**$197,239,391**	**($2,781,158)**	**$194,458,233**	**$565,707,343**	**$458,280,498**
AUTHORIZED POSITIONS						
8150 Class/Unclass Positions	480	488	(1)	487	451	471
8180 Position Reconciliation	-	1	-	1	-	-
TOTAL AUTHORIZED POSITIONS	**480**	**489**	**(1)**	**488**	**451**	**471**
AUTHORIZED FTE POSITIONS						
8250 Class/Unclass FTE Positions	462.15	481.34	(1.00)	480.34	450.50	470.50
8280 FTE Reconciliation	-	2.00	-	2.00	-	-
TOTAL AUTHORIZED FTE	**462.15**	**483.34**	**(1.00)**	**482.34**	**450.50**	**470.50**

Housing & Community Svcs Dept ***Agency Number: 91400***

Agency Worksheet - Revenues & Expenditures **Version: V - 01 - Agency Request Budget**
2027-29 Biennium **Cross Reference Number: 91400-010-00-00-00000**
Housing Stabilization Programs

DESCRIPTION	*2023-25 Actuals*	*2025-27 Leg Adopted Budget*	*2025-27 Emergency Boards*	*2025-27 Leg Approved Budget*	*2027-29 Base Budget*	*2027-29 Current Service Level*
BEGINNING BALANCE						
0025 Beginning Balance						
3400 Other Funds Ltd	36,895,908	58,518,594	-	58,518,594	123,292,071	123,292,071
0030 Beginning Balance Adjustment						
3400 Other Funds Ltd	-	1,800,000	-	1,800,000	-	-
6400 Federal Funds Ltd	-	-	15,000,000	15,000,000	-	-
All Funds	-	1,800,000	15,000,000	16,800,000	-	-
TOTAL BEGINNING BALANCE						
3400 Other Funds Ltd	36,895,908	60,318,594	-	60,318,594	123,292,071	123,292,071
6400 Federal Funds Ltd	-	-	15,000,000	15,000,000	-	-
TOTAL BEGINNING BALANCE	**$36,895,908**	**$60,318,594**	**$15,000,000**	**$75,318,594**	**$123,292,071**	**$123,292,071**
REVENUE CATEGORIES						
GENERAL FUND APPROPRIATION						
0050 General Fund Appropriation						
8000 General Fund	526,660,963	474,903,169	(23,758,131)	451,145,038	453,026,014	232,236,706
LICENSES AND FEES						
0240 Public Utilities Fees						
3400 Other Funds Ltd	96,189,864	119,600,000	-	119,600,000	143,540,649	143,540,649
CHARGES FOR SERVICES						
0415 Admin and Service Charges						

Housing & Community Svcs Dept **Agency Number: 91400**

Agency Worksheet - Revenues & Expenditures **Version: V - 01 - Agency Request Budget**
2027-29 Biennium **Cross Reference Number: 91400-010-00-00-00000**
Housing Stabilization Programs

DESCRIPTION	2023-25 Actuals	2025-27 Leg Adopted Budget	2025-27 Emergency Boards	2025-27 Leg Approved Budget	2027-29 Base Budget	2027-29 Current Service Level
3400 Other Funds Ltd	475,035	600,000	-	600,000	600,000	600,000
INTEREST EARNINGS						
0605 Interest Income						
3400 Other Funds Ltd	5,815,247	4,811,400	-	4,811,400	6,838,806	6,838,806
LOAN REPAYMENT						
0930 Housing Div Loan Repayments						
3400 Other Funds Ltd	25,000	24,000	-	24,000	1,391,526	1,391,526
OTHER						
0975 Other Revenues						
3400 Other Funds Ltd	1,067,722	134,400	-	134,400	875,458	875,458
FEDERAL FUNDS REVENUE						
0995 Federal Funds						
6400 Federal Funds Ltd	159,526,913	118,438,044	137,064	118,575,108	359,366,834	359,366,834
TRANSFERS IN						
1010 Transfer In - Intrafund						
3400 Other Funds Ltd	864,797	-	-	-	-	-
1060 Transfer from General Fund						
3400 Other Funds Ltd	47,437,910	110,900,000	(23,500,000)	87,400,000	87,400,000	-
1100 Tsfr From Human Svcs, Dept of						
3400 Other Funds Ltd	3,727,266	5,000,000	-	5,000,000	5,000,000	5,000,000
1150 Tsfr From Revenue, Dept of						

Housing & Community Svcs Dept ***Agency Number: 91400***

Agency Worksheet - Revenues & Expenditures **Version: V - 01 - Agency Request Budget**
2027-29 Biennium **Cross Reference Number: 91400-010-00-00-00000**
Housing Stabilization Programs

DESCRIPTION	2023-25 Actuals	2025-27 Leg Adopted Budget	2025-27 Emergency Boards	2025-27 Leg Approved Budget	2027-29 Base Budget	2027-29 Current Service Level
3400 Other Funds Ltd	5,151,799	6,884,900	-	6,884,900	5,156,344	5,156,344
1340 Tsfr From Environmental Quality						
3400 Other Funds Ltd	-	6,379,054	-	6,379,054	6,379,054	6,379,054
1443 Tsfr From Oregon Health Authority						
3400 Other Funds Ltd	-	577,579	-	577,579	-	-
TOTAL TRANSFERS IN						
3400 Other Funds Ltd	57,181,772	129,741,533	(23,500,000)	106,241,533	103,935,398	16,535,398
TOTAL TRANSFERS IN	**$57,181,772**	**$129,741,533**	**($23,500,000)**	**$106,241,533**	**$103,935,398**	**$16,535,398**
REVENUES						
8000 General Fund	526,660,963	474,903,169	(23,758,131)	451,145,038	453,026,014	232,236,706
3400 Other Funds Ltd	160,754,640	254,911,333	(23,500,000)	231,411,333	257,181,837	169,781,837
6400 Federal Funds Ltd	159,526,913	118,438,044	137,064	118,575,108	359,366,834	359,366,834
TOTAL REVENUES	**$846,942,516**	**$848,252,546**	**($47,121,067)**	**$801,131,479**	**$1,069,574,685**	**$761,385,377**
TRANSFERS OUT						
2010 Transfer Out - Intrafund						
3400 Other Funds Ltd	(6,910,871)	(5,582,840)	-	(5,582,840)	(15,256,203)	(15,256,203)
6400 Federal Funds Ltd	-	(2,405,258)	-	(2,405,258)	(2,365,793)	(2,365,793)
All Funds	(6,910,871)	(7,988,098)	-	(7,988,098)	(17,621,996)	(17,621,996)
AVAILABLE REVENUES						
8000 General Fund	526,660,963	474,903,169	(23,758,131)	451,145,038	453,026,014	232,236,706

Housing & Community Svcs Dept ***Agency Number: 91400***

Agency Worksheet - Revenues & Expenditures **Version: V - 01 - Agency Request Budget**
2027-29 Biennium **Cross Reference Number: 91400-010-00-00-00000**
Housing Stabilization Programs

DESCRIPTION	2023-25 Actuals	2025-27 Leg Adopted Budget	2025-27 Emergency Boards	2025-27 Leg Approved Budget	2027-29 Base Budget	2027-29 Current Service Level
3400 Other Funds Ltd	190,739,677	309,647,087	(23,500,000)	286,147,087	365,217,705	277,817,705
6400 Federal Funds Ltd	159,526,913	116,032,786	15,137,064	131,169,850	357,001,041	357,001,041
TOTAL AVAILABLE REVENUES	**$876,927,553**	**$900,583,042**	**($32,121,067)**	**$868,461,975**	**$1,175,244,760**	**$867,055,452**
EXPENDITURES						
PERSONAL SERVICES						
SALARIES & WAGES						
3110 Class/Unclass Sal. and Per Diem						
8000 General Fund	6,011,645	5,633,970	241,869	5,875,839	7,125,695	7,125,695
3400 Other Funds Ltd	2,441,251	5,382,268	386,186	5,768,454	5,945,999	5,945,999
6400 Federal Funds Ltd	1,944,071	2,519,935	137,064	2,656,999	3,018,050	3,018,050
All Funds	10,396,967	13,536,173	765,119	14,301,292	16,089,744	16,089,744
3160 Temporary Appointments						
8000 General Fund	87,610	-	-	-	-	-
3400 Other Funds Ltd	30,607	-	-	-	-	-
6400 Federal Funds Ltd	23,203	-	-	-	-	-
All Funds	141,420	-	-	-	-	-
3170 Overtime Payments						
8000 General Fund	75,594	-	-	-	-	-
3400 Other Funds Ltd	36,841	-	-	-	-	-
6400 Federal Funds Ltd	33,095	-	-	-	-	-

Housing & Community Svcs Dept ***Agency Number: 91400***

Agency Worksheet - Revenues & Expenditures **Version: V - 01 - Agency Request Budget**
2027-29 Biennium **Cross Reference Number: 91400-010-00-00-00000**
Housing Stabilization Programs

DESCRIPTION	2023-25 Actuals	2025-27 Leg Adopted Budget	2025-27 Emergency Boards	2025-27 Leg Approved Budget	2027-29 Base Budget	2027-29 Current Service Level
All Funds	145,530	-	-	-	-	-
3180 Shift Differential						
8000 General Fund	877	-	-	-	-	-
3400 Other Funds Ltd	323	-	-	-	-	-
6400 Federal Funds Ltd	234	-	-	-	-	-
All Funds	1,434	-	-	-	-	-
3190 All Other Differential						
8000 General Fund	69,745	-	-	-	-	-
3400 Other Funds Ltd	34,193	-	-	-	-	-
6400 Federal Funds Ltd	28,314	-	-	-	-	-
All Funds	132,252	-	-	-	-	-
TOTAL SALARIES & WAGES						
8000 General Fund	6,245,471	5,633,970	241,869	5,875,839	7,125,695	7,125,695
3400 Other Funds Ltd	2,543,215	5,382,268	386,186	5,768,454	5,945,999	5,945,999
6400 Federal Funds Ltd	2,028,917	2,519,935	137,064	2,656,999	3,018,050	3,018,050
TOTAL SALARIES & WAGES	**$10,817,603**	**$13,536,173**	**$765,119**	**$14,301,292**	**$16,089,744**	**$16,089,744**
OTHER PAYROLL EXPENSES						
3210 Empl. Rel. Bd. Assessments						
8000 General Fund	1,754	2,162	-	2,162	2,472	2,472
3400 Other Funds Ltd	672	1,840	-	1,840	2,019	2,019

Housing & Community Svcs Dept **Agency Number: 91400**

Agency Worksheet - Revenues & Expenditures **Version: V - 01 - Agency Request Budget**
2027-29 Biennium **Cross Reference Number: 91400-010-00-00-00000**
Housing Stabilization Programs

DESCRIPTION	2023-25 Actuals	2025-27 Leg Adopted Budget	2025-27 Emergency Boards	2025-27 Leg Approved Budget	2027-29 Base Budget	2027-29 Current Service Level
6400 Federal Funds Ltd	530	921	-	921	1,036	1,036
All Funds	2,956	4,923	-	4,923	5,527	5,527
3220 Public Employees' Retire Cont						
8000 General Fund	1,098,687	1,185,384	-	1,185,384	1,761,470	1,761,470
3400 Other Funds Ltd	460,565	1,132,429	-	1,132,429	1,469,851	1,469,851
6400 Federal Funds Ltd	369,630	530,198	-	530,198	746,062	746,062
All Funds	1,928,882	2,848,011	-	2,848,011	3,977,383	3,977,383
3221 Pension Obligation Bond						
8000 General Fund	286,242	209,398	-	209,398	-	-
3400 Other Funds Ltd	119,071	209,307	-	209,307	-	-
6400 Federal Funds Ltd	94,883	82,873	-	82,873	-	-
All Funds	500,196	501,578	-	501,578	-	-
3230 Social Security Taxes						
8000 General Fund	474,635	430,998	-	430,998	545,119	545,119
3400 Other Funds Ltd	191,997	410,666	-	410,666	453,390	453,390
6400 Federal Funds Ltd	153,268	191,697	-	191,697	229,405	229,405
All Funds	819,900	1,033,361	-	1,033,361	1,227,914	1,227,914
3240 Unemployment Assessments						
8000 General Fund	2,153	-	-	-	-	-
3400 Other Funds Ltd	360	-	-	-	-	-
6400 Federal Funds Ltd	275	-	-	-	-	-

Housing & Community Svcs Dept **Agency Number: 91400**

Agency Worksheet - Revenues & Expenditures **Version: V - 01 - Agency Request Budget**
2027-29 Biennium **Cross Reference Number: 91400-010-00-00-00000**
Housing Stabilization Programs

DESCRIPTION	2023-25 Actuals	2025-27 Leg Adopted Budget	2025-27 Emergency Boards	2025-27 Leg Approved Budget	2027-29 Base Budget	2027-29 Current Service Level
All Funds	2,788	-	-	-	-	-
3241 Paid Family Medical Leave Insurance						
8000 General Fund	23,134	22,537	-	22,537	28,506	28,506
3400 Other Funds Ltd	9,591	21,462	-	21,462	23,691	23,691
6400 Federal Funds Ltd	7,737	10,010	-	10,010	11,981	11,981
All Funds	40,462	54,009	-	54,009	64,178	64,178
3250 Worker's Comp. Assess. (WCD)						
8000 General Fund	1,023	1,265	-	1,265	1,191	1,191
3400 Other Funds Ltd	414	1,074	-	1,074	971	971
6400 Federal Funds Ltd	328	537	-	537	501	501
All Funds	1,765	2,876	-	2,876	2,663	2,663
3260 Mass Transit Tax						
8000 General Fund	32,173	34,707	-	34,707	34,707	42,754
3400 Other Funds Ltd	17,999	32,287	-	32,287	32,287	35,676
All Funds	50,172	66,994	-	66,994	66,994	78,430
3270 Flexible Benefits						
8000 General Fund	1,235,040	1,274,020	-	1,274,020	1,382,517	1,382,517
3400 Other Funds Ltd	555,604	1,082,940	-	1,082,940	1,129,171	1,129,171
6400 Federal Funds Ltd	454,671	542,687	-	542,687	579,512	579,512
All Funds	2,245,315	2,899,647	-	2,899,647	3,091,200	3,091,200
3280 Other OPE						

Housing & Community Svcs Dept **Agency Number: 91400**

Agency Worksheet - Revenues & Expenditures **Version: V - 01 - Agency Request Budget**
2027-29 Biennium **Cross Reference Number: 91400-010-00-00-00000**
Housing Stabilization Programs

DESCRIPTION	2023-25 Actuals	2025-27 Leg Adopted Budget	2025-27 Emergency Boards	2025-27 Leg Approved Budget	2027-29 Base Budget	2027-29 Current Service Level
8000 General Fund	763	-	-	-	-	-
3400 Other Funds Ltd	158	-	-	-	-	-
6400 Federal Funds Ltd	122	-	-	-	-	-
All Funds	1,043	-	-	-	-	-
TOTAL OTHER PAYROLL EXPENSES						
8000 General Fund	3,155,604	3,160,471	-	3,160,471	3,755,982	3,764,029
3400 Other Funds Ltd	1,356,431	2,892,005	-	2,892,005	3,111,380	3,114,769
6400 Federal Funds Ltd	1,081,444	1,358,923	-	1,358,923	1,568,497	1,568,497
TOTAL OTHER PAYROLL EXPENSES	**$5,593,479**	**$7,411,399**	**-**	**$7,411,399**	**$8,435,859**	**$8,447,295**
P.S. BUDGET ADJUSTMENTS						
3455 Vacancy Savings						
8000 General Fund	-	(158,801)	-	(158,801)	(158,801)	(356,286)
3400 Other Funds Ltd	-	(266,872)	-	(266,872)	(266,872)	(297,299)
6400 Federal Funds Ltd	-	(105,666)	-	(105,666)	(105,666)	(150,904)
All Funds	-	(531,339)	-	(531,339)	(531,339)	(804,489)
3465 Reconciliation Adjustment						
8000 General Fund	-	(35,609)	-	(35,609)	-	-
3400 Other Funds Ltd	-	15,693	-	15,693	-	-
6400 Federal Funds Ltd	-	(28,045)	-	(28,045)	-	-
All Funds	-	(47,961)	-	(47,961)	-	-

Housing & Community Svcs Dept ***Agency Number: 91400***

Agency Worksheet - Revenues & Expenditures **Version: V - 01 - Agency Request Budget**
2027-29 Biennium **Cross Reference Number: 91400-010-00-00-00000**
Housing Stabilization Programs

DESCRIPTION	2023-25 Actuals	2025-27 Leg Adopted Budget	2025-27 Emergency Boards	2025-27 Leg Approved Budget	2027-29 Base Budget	2027-29 Current Service Level
TOTAL P.S. BUDGET ADJUSTMENTS						
8000 General Fund	-	(194,410)	-	(194,410)	(158,801)	(356,286)
3400 Other Funds Ltd	-	(251,179)	-	(251,179)	(266,872)	(297,299)
6400 Federal Funds Ltd	-	(133,711)	-	(133,711)	(105,666)	(150,904)
TOTAL P.S. BUDGET ADJUSTMENTS	**-**	**($579,300)**	**-**	**($579,300)**	**($531,339)**	**($804,489)**
TOTAL PERSONAL SERVICES						
8000 General Fund	9,401,075	8,600,031	241,869	8,841,900	10,722,876	10,533,438
3400 Other Funds Ltd	3,899,646	8,023,094	386,186	8,409,280	8,790,507	8,763,469
6400 Federal Funds Ltd	3,110,361	3,745,147	137,064	3,882,211	4,480,881	4,435,643
TOTAL PERSONAL SERVICES	**$16,411,082**	**$20,368,272**	**$765,119**	**$21,133,391**	**$23,994,264**	**$23,732,550**
SERVICES & SUPPLIES						
4100 Instate Travel						
8000 General Fund	13,668	51,634	-	51,634	51,634	54,164
3400 Other Funds Ltd	96,124	39,105	-	39,105	39,105	41,021
6400 Federal Funds Ltd	62,735	43,440	-	43,440	43,440	45,568
All Funds	172,527	134,179	-	134,179	134,179	140,753
4125 Out of State Travel						
8000 General Fund	63,182	15,383	-	15,383	15,383	16,137
3400 Other Funds Ltd	36,190	21,507	-	21,507	21,507	22,561
6400 Federal Funds Ltd	49,187	31,768	-	31,768	31,768	33,325

Housing & Community Svcs Dept ***Agency Number: 91400***

Agency Worksheet - Revenues & Expenditures **Version: V - 01 - Agency Request Budget**
2027-29 Biennium **Cross Reference Number: 91400-010-00-00-00000**
Housing Stabilization Programs

DESCRIPTION	2023-25 Actuals	2025-27 Leg Adopted Budget	2025-27 Emergency Boards	2025-27 Leg Approved Budget	2027-29 Base Budget	2027-29 Current Service Level
All Funds	148,559	68,658	-	68,658	68,658	72,023
4150 Employee Training						
8000 General Fund	57,915	39,232	-	39,232	39,232	41,154
3400 Other Funds Ltd	42,346	27,092	-	27,092	27,092	28,420
6400 Federal Funds Ltd	53,973	39,079	-	39,079	39,079	40,994
All Funds	154,234	105,403	-	105,403	105,403	110,568
4175 Office Expenses						
8000 General Fund	854	117,129	-	117,129	117,129	122,868
3400 Other Funds Ltd	2,248	42,192	-	42,192	42,192	44,259
6400 Federal Funds Ltd	1,075	69,622	-	69,622	69,622	73,034
All Funds	4,177	228,943	-	228,943	228,943	240,161
4200 Telecommunications						
8000 General Fund	-	36,155	-	36,155	36,155	37,927
3400 Other Funds Ltd	5,844	17,752	-	17,752	17,752	18,621
6400 Federal Funds Ltd	4,768	18,288	-	18,288	18,288	19,184
All Funds	10,612	72,195	-	72,195	72,195	75,732
4250 Data Processing						
8000 General Fund	-	28,990	-	28,990	28,990	30,411
3400 Other Funds Ltd	-	15,908	-	15,908	15,908	16,688
6400 Federal Funds Ltd	-	11,172	-	11,172	11,172	11,719
All Funds	-	56,070	-	56,070	56,070	58,818

Housing & Community Svcs Dept **Agency Number: 91400**

Agency Worksheet - Revenues & Expenditures **Version: V - 01 - Agency Request Budget**
2027-29 Biennium **Cross Reference Number: 91400-010-00-00-00000**
Housing Stabilization Programs

DESCRIPTION	2023-25 Actuals	2025-27 Leg Adopted Budget	2025-27 Emergency Boards	2025-27 Leg Approved Budget	2027-29 Base Budget	2027-29 Current Service Level
4275 Publicity and Publications						
8000 General Fund	1,934	3,597	-	3,597	3,597	3,773
3400 Other Funds Ltd	-	13,950	-	13,950	13,950	14,634
6400 Federal Funds Ltd	-	2,939	-	2,939	2,939	3,083
All Funds	1,934	20,486	-	20,486	20,486	21,490
4300 Professional Services						
8000 General Fund	7,471,128	940,108	(500,000)	440,108	440,108	71,163
3400 Other Funds Ltd	4,432,997	2,558,476	-	2,558,476	2,558,476	2,796,415
6400 Federal Funds Ltd	1,930,172	2,953,115	-	2,953,115	2,953,115	3,227,755
All Funds	13,834,297	6,451,699	(500,000)	5,951,699	5,951,699	6,095,333
4315 IT Professional Services						
8000 General Fund	94,000	1,158	-	1,158	1,158	1,266
3400 Other Funds Ltd	-	428	-	428	428	468
6400 Federal Funds Ltd	-	640	-	640	640	700
All Funds	94,000	2,226	-	2,226	2,226	2,434
4325 Attorney General						
8000 General Fund	354,607	89,091	-	89,091	89,091	97,376
3400 Other Funds Ltd	34,581	13,583	-	13,583	13,583	14,846
6400 Federal Funds Ltd	56,563	1,978	-	1,978	1,978	2,162
All Funds	445,751	104,652	-	104,652	104,652	114,384
4375 Employee Recruitment and Develop						

Housing & Community Svcs Dept **Agency Number: 91400**

Agency Worksheet - Revenues & Expenditures **Version: V - 01 - Agency Request Budget**
2027-29 Biennium **Cross Reference Number: 91400-010-00-00-00000**
Housing Stabilization Programs

DESCRIPTION	2023-25 Actuals	2025-27 Leg Adopted Budget	2025-27 Emergency Boards	2025-27 Leg Approved Budget	2027-29 Base Budget	2027-29 Current Service Level
8000 General Fund	6,775	4,728	-	4,728	4,728	4,960
3400 Other Funds Ltd	31,652	1,439	-	1,439	1,439	1,510
6400 Federal Funds Ltd	525	986	-	986	986	1,034
All Funds	38,952	7,153	-	7,153	7,153	7,504
4400 Dues and Subscriptions						
8000 General Fund	3,526	4,596	-	4,596	4,596	4,821
3400 Other Funds Ltd	(13,217)	1,964	-	1,964	1,964	2,061
6400 Federal Funds Ltd	66,668	20,922	-	20,922	20,922	21,948
All Funds	56,977	27,482	-	27,482	27,482	28,830
4425 Facilities Rental and Taxes						
8000 General Fund	431	-	-	-	-	-
3400 Other Funds Ltd	226,471	-	-	-	-	-
6400 Federal Funds Ltd	176,440	-	-	-	-	-
All Funds	403,342	-	-	-	-	-
4450 Fuels and Utilities						
3400 Other Funds Ltd	10,747	-	-	-	-	-
6400 Federal Funds Ltd	9,140	-	-	-	-	-
All Funds	19,887	-	-	-	-	-
4475 Facilities Maintenance						
8000 General Fund	184	662	-	662	662	694
3400 Other Funds Ltd	25,001	560	-	560	560	587

Housing & Community Svcs Dept **Agency Number: 91400**

Agency Worksheet - Revenues & Expenditures **Version: V - 01 - Agency Request Budget**
2027-29 Biennium **Cross Reference Number: 91400-010-00-00-00000**
Housing Stabilization Programs

DESCRIPTION	2023-25 Actuals	2025-27 Leg Adopted Budget	2025-27 Emergency Boards	2025-27 Leg Approved Budget	2027-29 Base Budget	2027-29 Current Service Level
6400 Federal Funds Ltd	10,426	759	-	759	759	796
All Funds	35,611	1,981	-	1,981	1,981	2,077
4575 Agency Program Related S and S						
8000 General Fund	1,015	-	-	-	-	-
3400 Other Funds Ltd	1,256	2,265	-	2,265	2,265	2,376
6400 Federal Funds Ltd	1,483	-	-	-	-	-
All Funds	3,754	2,265	-	2,265	2,265	2,376
4650 Other Services and Supplies						
8000 General Fund	4,630	169,999	-	169,999	169,999	178,329
3400 Other Funds Ltd	867	52,289	-	52,289	52,289	54,851
6400 Federal Funds Ltd	689	42,953	-	42,953	42,953	45,058
All Funds	6,186	265,241	-	265,241	265,241	278,238
4700 Expendable Prop 250 - 5000						
8000 General Fund	2,342	86,726	-	86,726	86,726	90,976
3400 Other Funds Ltd	2,341	12,411	-	12,411	12,411	13,019
6400 Federal Funds Ltd	1,144	20,758	-	20,758	20,758	21,775
All Funds	5,827	119,895	-	119,895	119,895	125,770
4715 IT Expendable Property						
8000 General Fund	1,002,253	61,901	-	61,901	61,901	64,934
3400 Other Funds Ltd	16,206	37,115	-	37,115	37,115	38,933
6400 Federal Funds Ltd	15,802	23,197	-	23,197	23,197	24,334

Housing & Community Svcs Dept ***Agency Number: 91400***

Agency Worksheet - Revenues & Expenditures **Version: V - 01 - Agency Request Budget**
2027-29 Biennium **Cross Reference Number: 91400-010-00-00-00000**
Housing Stabilization Programs

DESCRIPTION	2023-25 Actuals	2025-27 Leg Adopted Budget	2025-27 Emergency Boards	2025-27 Leg Approved Budget	2027-29 Base Budget	2027-29 Current Service Level
All Funds	1,034,261	122,213	-	122,213	122,213	128,201
TOTAL SERVICES & SUPPLIES						
8000 General Fund	9,078,444	1,651,089	(500,000)	1,151,089	1,151,089	820,953
3400 Other Funds Ltd	4,951,654	2,858,036	-	2,858,036	2,858,036	3,111,270
6400 Federal Funds Ltd	2,440,790	3,281,616	-	3,281,616	3,281,616	3,572,469
TOTAL SERVICES & SUPPLIES	**$16,470,888**	**$7,790,741**	**($500,000)**	**$7,290,741**	**$7,290,741**	**$7,504,692**
SPECIAL PAYMENTS						
6015 Dist to Cities						
8000 General Fund	2,555,018	-	-	-	-	-
3400 Other Funds Ltd	628,888	-	-	-	-	-
All Funds	3,183,906	-	-	-	-	-
6020 Dist to Counties						
8000 General Fund	156,793,126	18,480,695	-	18,480,695	18,480,695	19,386,249
3400 Other Funds Ltd	39,583,485	28,803,440	-	28,803,440	28,803,440	30,214,808
6400 Federal Funds Ltd	45,271,169	31,091,444	-	31,091,444	31,091,444	32,614,925
All Funds	241,647,780	78,375,579	-	78,375,579	78,375,579	82,215,982
6025 Dist to Other Gov Unit						
8000 General Fund	42,107,825	516,033	-	516,033	516,033	541,319
3400 Other Funds Ltd	1,135,870	-	-	-	-	-
All Funds	43,243,695	516,033	-	516,033	516,033	541,319

Housing & Community Svcs Dept ***Agency Number: 91400***

Agency Worksheet - Revenues & Expenditures **Version: V - 01 - Agency Request Budget**
2027-29 Biennium **Cross Reference Number: 91400-010-00-00-00000**
Housing Stabilization Programs

DESCRIPTION	2023-25 Actuals	2025-27 Leg Adopted Budget	2025-27 Emergency Boards	2025-27 Leg Approved Budget	2027-29 Base Budget	2027-29 Current Service Level
6030 Dist to Non-Gov Units						
8000 General Fund	6,804,369	-	-	-	-	-
3400 Other Funds Ltd	1,913,341	61,008	-	61,008	61,008	63,997
6400 Federal Funds Ltd	2,498,482	-	-	-	-	-
All Funds	11,216,192	61,008	-	61,008	61,008	63,997
6035 Dist to Individuals						
3400 Other Funds Ltd	251,758	333,989	-	333,989	333,989	350,354
6048 Spc Pmt to Public Universities						
8000 General Fund	34,354	-	-	-	-	-
6050 Dist to Non-Profit Organizations						
8000 General Fund	240,847,704	25,311,669	-	25,311,669	25,311,669	26,551,941
3400 Other Funds Ltd	66,372,741	77,039,312	-	77,039,312	77,039,312	80,316,655
6400 Federal Funds Ltd	105,971,942	77,875,739	15,000,000	92,875,739	92,875,739	97,426,650
All Funds	413,192,387	180,226,720	15,000,000	195,226,720	195,226,720	204,295,246
6060 Intra-Agency Gen Fund Transfer						
8000 General Fund	8,437,910	110,900,000	(23,500,000)	87,400,000	87,400,000	-
6080 Loans Made - Other						
3400 Other Funds Ltd	107,450	-	-	-	-	-
6085 Other Special Payments						
8000 General Fund	-	309,443,652	-	309,443,652	309,443,652	174,402,806
3400 Other Funds Ltd	48,936	129,667,582	-	129,667,582	129,667,582	77,726,954

Housing & Community Svcs Dept ***Agency Number: 91400***

Agency Worksheet - Revenues & Expenditures **Version: V - 01 - Agency Request Budget**
2027-29 Biennium **Cross Reference Number: 91400-010-00-00-00000**
Housing Stabilization Programs

DESCRIPTION	2023-25 Actuals	2025-27 Leg Adopted Budget	2025-27 Emergency Boards	2025-27 Leg Approved Budget	2027-29 Base Budget	2027-29 Current Service Level
6400 Federal Funds Ltd	(4,971)	-	-	-	-	-
All Funds	43,965	439,111,234	-	439,111,234	439,111,234	252,129,760
6443 Spc Pmt to Oregon Health Authority						
6400 Federal Funds Ltd	239,140	-	-	-	-	-
TOTAL SPECIAL PAYMENTS						
8000 General Fund	457,580,306	464,652,049	(23,500,000)	441,152,049	441,152,049	220,882,315
3400 Other Funds Ltd	110,042,469	235,905,331	-	235,905,331	235,905,331	188,672,768
6400 Federal Funds Ltd	153,975,762	108,967,183	15,000,000	123,967,183	123,967,183	130,041,575
TOTAL SPECIAL PAYMENTS	**$721,598,537**	**$809,524,563**	**($8,500,000)**	**$801,024,563**	**$801,024,563**	**$539,596,658**
EXPENDITURES						
8000 General Fund	476,059,825	474,903,169	(23,758,131)	451,145,038	453,026,014	232,236,706
3400 Other Funds Ltd	118,893,769	246,786,461	386,186	247,172,647	247,553,874	200,547,507
6400 Federal Funds Ltd	159,526,913	115,993,946	15,137,064	131,131,010	131,729,680	138,049,687
TOTAL EXPENDITURES	**$754,480,507**	**$837,683,576**	**($8,234,881)**	**$829,448,695**	**$832,309,568**	**$570,833,900**
REVERSIONS						
9900 Reversions						
8000 General Fund	(50,601,138)	-	-	-	-	-
ENDING BALANCE						
8000 General Fund	-	-	-	-	-	-
3400 Other Funds Ltd	71,845,908	62,860,626	(23,886,186)	38,974,440	117,663,831	77,270,198

Housing & Community Svcs Dept ***Agency Number: 91400***

Agency Worksheet - Revenues & Expenditures **Version: V - 01 - Agency Request Budget**
2027-29 Biennium **Cross Reference Number: 91400-010-00-00-00000**
Housing Stabilization Programs

DESCRIPTION	2023-25 Actuals	2025-27 Leg Adopted Budget	2025-27 Emergency Boards	2025-27 Leg Approved Budget	2027-29 Base Budget	2027-29 Current Service Level
6400 Federal Funds Ltd	-	38,840	-	38,840	225,271,361	218,951,354
TOTAL ENDING BALANCE	**$71,845,908**	**$62,899,466**	**($23,886,186)**	**$39,013,280**	**$342,935,192**	**$296,221,552**
AUTHORIZED POSITIONS						
8150 Class/Unclass Positions	67	70	-	70	70	70
AUTHORIZED FTE POSITIONS						
8250 Class/Unclass FTE Positions	66.01	68.44	-	68.44	70.00	70.00

Housing & Community Svcs Dept ***Agency Number: 91400***

Agency Worksheet - Revenues & Expenditures **Version: V - 01 - Agency Request Budget**
2027-29 Biennium **Cross Reference Number: 91400-025-00-00-00000**
Project-Based Rental Housing Assistance

DESCRIPTION	2023-25 Actuals	2025-27 Leg Adopted Budget	2025-27 Emergency Boards	2025-27 Leg Approved Budget	2027-29 Base Budget	2027-29 Current Service Level
BEGINNING BALANCE						
0025 Beginning Balance						
3400 Other Funds Ltd	2,285,319	6,829,249	-	6,829,249	9,086,490	9,086,490
0030 Beginning Balance Adjustment						
3400 Other Funds Ltd	-	2,000,000	-	2,000,000	-	-
TOTAL BEGINNING BALANCE						
3400 Other Funds Ltd	2,285,319	8,829,249	-	8,829,249	9,086,490	9,086,490
TOTAL BEGINNING BALANCE	**$2,285,319**	**$8,829,249**	**-**	**$8,829,249**	**$9,086,490**	**$9,086,490**
REVENUE CATEGORIES						
GENERAL FUND APPROPRIATION						
0050 General Fund Appropriation						
8000 General Fund	20,304,225	33,777,799	13,123	33,790,922	33,821,408	53,994,046
CHARGES FOR SERVICES						
0415 Admin and Service Charges						
3400 Other Funds Ltd	8,285,928	7,920,000	-	7,920,000	10,227,246	10,227,246
FEDERAL FUNDS REVENUE						
0995 Federal Funds						
6200 Federal Funds Non-Ltd	192,045,624	185,102,399	-	185,102,399	256,585,577	256,585,577
6400 Federal Funds Ltd	903,951	1,203,317	7,934	1,211,251	1,207,481	1,207,481
All Funds	192,949,575	186,305,716	7,934	186,313,650	257,793,058	257,793,058

Housing & Community Svcs Dept ***Agency Number: 91400***

Agency Worksheet - Revenues & Expenditures **Version: V - 01 - Agency Request Budget**
2027-29 Biennium **Cross Reference Number: 91400-025-00-00-00000**
Project-Based Rental Housing Assistance

DESCRIPTION	2023-25 Actuals	2025-27 Leg Adopted Budget	2025-27 Emergency Boards	2025-27 Leg Approved Budget	2027-29 Base Budget	2027-29 Current Service Level
TRANSFERS IN						
1060 Transfer from General Fund						
3400 Other Funds Ltd	4,000,000	-	-	-	-	-
1100 Tsfr From Human Svcs, Dept of						
3400 Other Funds Ltd	46,135	-	-	-	184,540	184,540
TOTAL TRANSFERS IN						
3400 Other Funds Ltd	4,046,135	-	-	-	184,540	184,540
TOTAL TRANSFERS IN	**$4,046,135**	**-**	**-**	**-**	**$184,540**	**$184,540**
REVENUES						
8000 General Fund	20,304,225	33,777,799	13,123	33,790,922	33,821,408	53,994,046
3400 Other Funds Ltd	12,332,063	7,920,000	-	7,920,000	10,411,786	10,411,786
6200 Federal Funds Non-Ltd	192,045,624	185,102,399	-	185,102,399	256,585,577	256,585,577
6400 Federal Funds Ltd	903,951	1,203,317	7,934	1,211,251	1,207,481	1,207,481
TOTAL REVENUES	**$225,585,863**	**$228,003,515**	**$21,057**	**$228,024,572**	**$302,026,252**	**$322,198,890**
TRANSFERS OUT						
2010 Transfer Out - Intrafund						
3400 Other Funds Ltd	(261,555)	(4,017,577)	-	(4,017,577)	(713,584)	(713,584)
6400 Federal Funds Ltd	-	(154,166)	-	(154,166)	(18,672)	(18,672)
All Funds	(261,555)	(4,171,743)	-	(4,171,743)	(732,256)	(732,256)
AVAILABLE REVENUES						

Housing & Community Svcs Dept **Agency Number: 91400**

Agency Worksheet - Revenues & Expenditures **Version: V - 01 - Agency Request Budget**
2027-29 Biennium **Cross Reference Number: 91400-025-00-00-00000**
Project-Based Rental Housing Assistance

DESCRIPTION	2023-25 Actuals	2025-27 Leg Adopted Budget	2025-27 Emergency Boards	2025-27 Leg Approved Budget	2027-29 Base Budget	2027-29 Current Service Level
8000 General Fund	20,304,225	33,777,799	13,123	33,790,922	33,821,408	53,994,046
3400 Other Funds Ltd	14,355,827	12,731,672	-	12,731,672	18,784,692	18,784,692
6200 Federal Funds Non-Ltd	192,045,624	185,102,399	-	185,102,399	256,585,577	256,585,577
6400 Federal Funds Ltd	903,951	1,049,151	7,934	1,057,085	1,188,809	1,188,809
TOTAL AVAILABLE REVENUES	**$227,609,627**	**$232,661,021**	**$21,057**	**$232,682,078**	**$310,380,486**	**$330,553,124**
EXPENDITURES						
PERSONAL SERVICES						
SALARIES & WAGES						
3110 Class/Unclass Sal. and Per Diem						
8000 General Fund	-	137,529	13,123	150,652	184,344	184,344
3400 Other Funds Ltd	3,016,614	4,131,621	296,062	4,427,683	4,688,544	4,688,544
6400 Federal Funds Ltd	-	56,580	7,934	64,514	69,312	69,312
All Funds	3,016,614	4,325,730	317,119	4,642,849	4,942,200	4,942,200
3170 Overtime Payments						
3400 Other Funds Ltd	14,633	-	-	-	-	-
3180 Shift Differential						
3400 Other Funds Ltd	32	-	-	-	-	-
3190 All Other Differential						
3400 Other Funds Ltd	16,470	-	-	-	-	-
TOTAL SALARIES & WAGES						

Housing & Community Svcs Dept ***Agency Number: 91400***

Agency Worksheet - Revenues & Expenditures **Version: V - 01 - Agency Request Budget**
2027-29 Biennium **Cross Reference Number: 91400-025-00-00-00000**
Project-Based Rental Housing Assistance

DESCRIPTION	2023-25 Actuals	2025-27 Leg Adopted Budget	2025-27 Emergency Boards	2025-27 Leg Approved Budget	2027-29 Base Budget	2027-29 Current Service Level
8000 General Fund	-	137,529	13,123	150,652	184,344	184,344
3400 Other Funds Ltd	3,047,749	4,131,621	296,062	4,427,683	4,688,544	4,688,544
6400 Federal Funds Ltd	-	56,580	7,934	64,514	69,312	69,312
TOTAL SALARIES & WAGES	**$3,047,749**	**$4,325,730**	**$317,119**	**$4,642,849**	**$4,942,200**	**$4,942,200**
OTHER PAYROLL EXPENSES						
3210 Empl. Rel. Bd. Assessments						
8000 General Fund	-	63	-	63	79	79
3400 Other Funds Ltd	944	1,647	-	1,647	1,817	1,817
6400 Federal Funds Ltd	-	36	-	36	39	39
All Funds	944	1,746	-	1,746	1,935	1,935
3220 Public Employees' Retire Cont						
8000 General Fund	-	28,936	-	28,936	45,570	45,570
3400 Other Funds Ltd	552,076	869,293	-	869,293	1,159,006	1,159,006
6400 Federal Funds Ltd	-	11,904	-	11,904	17,134	17,134
All Funds	552,076	910,133	-	910,133	1,221,710	1,221,710
3221 Pension Obligation Bond						
3400 Other Funds Ltd	144,157	152,441	-	152,441	-	-
6400 Federal Funds Ltd	-	2,219	-	2,219	-	-
All Funds	144,157	154,660	-	154,660	-	-
3230 Social Security Taxes						

Housing & Community Svcs Dept ***Agency Number: 91400***

Agency Worksheet - Revenues & Expenditures **Version: V - 01 - Agency Request Budget**
2027-29 Biennium **Cross Reference Number: 91400-025-00-00-00000**
Project-Based Rental Housing Assistance

DESCRIPTION	2023-25 Actuals	2025-27 Leg Adopted Budget	2025-27 Emergency Boards	2025-27 Leg Approved Budget	2027-29 Base Budget	2027-29 Current Service Level
8000 General Fund	-	10,521	-	10,521	14,102	14,102
3400 Other Funds Ltd	231,156	316,072	-	316,072	358,675	358,675
6400 Federal Funds Ltd	-	4,328	-	4,328	5,302	5,302
All Funds	231,156	330,921	-	330,921	378,079	378,079
3241 Paid Family Medical Leave Insurance						
8000 General Fund	-	550	-	550	737	737
3400 Other Funds Ltd	11,383	16,531	-	16,531	18,758	18,758
6400 Federal Funds Ltd	-	226	-	226	277	277
All Funds	11,383	17,307	-	17,307	19,772	19,772
3250 Worker's Comp. Assess. (WCD)						
8000 General Fund	-	37	-	37	38	38
3400 Other Funds Ltd	614	961	-	961	874	874
6400 Federal Funds Ltd	-	21	-	21	19	19
All Funds	614	1,019	-	1,019	931	931
3260 Mass Transit Tax						
8000 General Fund	-	-	-	-	-	1,106
3400 Other Funds Ltd	18,310	23,323	-	23,323	23,323	28,132
All Funds	18,310	23,323	-	23,323	23,323	29,238
3270 Flexible Benefits						
8000 General Fund	-	37,107	-	37,107	44,160	44,160
3400 Other Funds Ltd	704,272	970,083	-	970,083	1,015,680	1,015,680

Housing & Community Svcs Dept ***Agency Number: 91400***

Agency Worksheet - Revenues & Expenditures **Version: V - 01 - Agency Request Budget**
2027-29 Biennium **Cross Reference Number: 91400-025-00-00-00000**
Project-Based Rental Housing Assistance

DESCRIPTION	2023-25 Actuals	2025-27 Leg Adopted Budget	2025-27 Emergency Boards	2025-27 Leg Approved Budget	2027-29 Base Budget	2027-29 Current Service Level
6400 Federal Funds Ltd	-	21,204	-	21,204	22,080	22,080
All Funds	704,272	1,028,394	-	1,028,394	1,081,920	1,081,920
3280 Other OPE						
3400 Other Funds Ltd	373	-	-	-	-	-
6400 Federal Funds Ltd	-	610	-	610	610	610
All Funds	373	610	-	610	610	610
TOTAL OTHER PAYROLL EXPENSES						
8000 General Fund	-	77,214	-	77,214	104,686	105,792
3400 Other Funds Ltd	1,663,285	2,350,351	-	2,350,351	2,578,133	2,582,942
6400 Federal Funds Ltd	-	40,548	-	40,548	45,461	45,461
TOTAL OTHER PAYROLL EXPENSES	**$1,663,285**	**$2,468,113**	**-**	**$2,468,113**	**$2,728,280**	**$2,734,195**
P.S. BUDGET ADJUSTMENTS						
3455 Vacancy Savings						
8000 General Fund	-	-	-	-	-	(9,217)
3400 Other Funds Ltd	-	(194,366)	-	(194,366)	(194,366)	(234,428)
6400 Federal Funds Ltd	-	(2,829)	-	(2,829)	(2,829)	(3,466)
All Funds	-	(197,195)	-	(197,195)	(197,195)	(247,111)
3465 Reconciliation Adjustment						
8000 General Fund	-	30,678	-	30,678	-	-
3400 Other Funds Ltd	-	(175,263)	-	(175,263)	-	-

Housing & Community Svcs Dept ***Agency Number: 91400***

Agency Worksheet - Revenues & Expenditures **Version: V - 01 - Agency Request Budget**
2027-29 Biennium **Cross Reference Number: 91400-025-00-00-00000**
Project-Based Rental Housing Assistance

DESCRIPTION	2023-25 Actuals	2025-27 Leg Adopted Budget	2025-27 Emergency Boards	2025-27 Leg Approved Budget	2027-29 Base Budget	2027-29 Current Service Level
6400 Federal Funds Ltd	-	(94,299)	-	(94,299)	-	-
All Funds	-	(238,884)	-	(238,884)	-	-
TOTAL P.S. BUDGET ADJUSTMENTS						
8000 General Fund	-	30,678	-	30,678	-	(9,217)
3400 Other Funds Ltd	-	(369,629)	-	(369,629)	(194,366)	(234,428)
6400 Federal Funds Ltd	-	(97,128)	-	(97,128)	(2,829)	(3,466)
TOTAL P.S. BUDGET ADJUSTMENTS	**-**	**($436,079)**	**-**	**($436,079)**	**($197,195)**	**($247,111)**
TOTAL PERSONAL SERVICES						
8000 General Fund	-	245,421	13,123	258,544	289,030	280,919
3400 Other Funds Ltd	4,711,034	6,112,343	296,062	6,408,405	7,072,311	7,037,058
6400 Federal Funds Ltd	-	-	7,934	7,934	111,944	111,307
TOTAL PERSONAL SERVICES	**$4,711,034**	**$6,357,764**	**$317,119**	**$6,674,883**	**$7,473,285**	**$7,429,284**
SERVICES & SUPPLIES						
4100 Instate Travel						
3400 Other Funds Ltd	55,177	46,850	-	46,850	46,850	49,146
6400 Federal Funds Ltd	-	588	-	588	588	617
All Funds	55,177	47,438	-	47,438	47,438	49,763
4125 Out of State Travel						
3400 Other Funds Ltd	30,276	16,444	-	16,444	16,444	17,250
6400 Federal Funds Ltd	-	1,763	-	1,763	1,763	1,849

DESCRIPTION	2023-25 Actuals	2025-27 Leg Adopted Budget	2025-27 Emergency Boards	2025-27 Leg Approved Budget	2027-29 Base Budget	2027-29 Current Service Level
All Funds	30,276	18,207	-	18,207	18,207	19,099
4150 Employee Training						
3400 Other Funds Ltd	13,160	25,342	-	25,342	25,342	26,584
6400 Federal Funds Ltd	-	352	-	352	352	369
All Funds	13,160	25,694	-	25,694	25,694	26,953
4175 Office Expenses						
3400 Other Funds Ltd	1,587	42,282	-	42,282	42,282	44,354
6400 Federal Funds Ltd	-	352	-	352	352	369
All Funds	1,587	42,634	-	42,634	42,634	44,723
4200 Telecommunications						
3400 Other Funds Ltd	-	19,230	-	19,230	19,230	20,172
6400 Federal Funds Ltd	-	588	-	588	588	617
All Funds	-	19,818	-	19,818	19,818	20,789
4250 Data Processing						
3400 Other Funds Ltd	-	55,363	-	55,363	55,363	58,076
6400 Federal Funds Ltd	-	588	-	588	588	617
All Funds	-	55,951	-	55,951	55,951	58,693
4300 Professional Services						
3400 Other Funds Ltd	160,500	96,556	-	96,556	96,556	105,536
4315 IT Professional Services						
3400 Other Funds Ltd	-	115,182	-	115,182	115,182	125,894

Housing & Community Svcs Dept ***Agency Number: 91400***

Agency Worksheet - Revenues & Expenditures **Version: V - 01 - Agency Request Budget**
2027-29 Biennium **Cross Reference Number: 91400-025-00-00-00000**
Project-Based Rental Housing Assistance

DESCRIPTION	2023-25 Actuals	2025-27 Leg Adopted Budget	2025-27 Emergency Boards	2025-27 Leg Approved Budget	2027-29 Base Budget	2027-29 Current Service Level
4325 Attorney General						
3400 Other Funds Ltd	2,805	6,568	-	6,568	6,568	7,179
6400 Federal Funds Ltd	-	2,158	-	2,158	2,158	2,359
All Funds	2,805	8,726	-	8,726	8,726	9,538
4375 Employee Recruitment and Develop						
3400 Other Funds Ltd	200	2,110	-	2,110	2,110	2,213
4400 Dues and Subscriptions						
3400 Other Funds Ltd	500	376	-	376	376	394
4475 Facilities Maintenance						
3400 Other Funds Ltd	-	243	-	243	243	255
4650 Other Services and Supplies						
3400 Other Funds Ltd	-	43,611	-	43,611	43,611	45,748
6400 Federal Funds Ltd	-	1,763	-	1,763	1,763	1,849
All Funds	-	45,374	-	45,374	45,374	47,597
4700 Expendable Prop 250 - 5000						
3400 Other Funds Ltd	3,171	27,427	-	27,427	27,427	28,771
6400 Federal Funds Ltd	-	588	-	588	588	617
All Funds	3,171	28,015	-	28,015	28,015	29,388
4715 IT Expendable Property						
8000 General Fund	-	1,040	-	1,040	1,040	1,091
3400 Other Funds Ltd	124,279	33,658	-	33,658	33,658	35,307

Housing & Community Svcs Dept ***Agency Number: 91400***

Agency Worksheet - Revenues & Expenditures **Version: V - 01 - Agency Request Budget**
2027-29 Biennium **Cross Reference Number: 91400-025-00-00-00000**
Project-Based Rental Housing Assistance

DESCRIPTION	2023-25 Actuals	2025-27 Leg Adopted Budget	2025-27 Emergency Boards	2025-27 Leg Approved Budget	2027-29 Base Budget	2027-29 Current Service Level
6400 Federal Funds Ltd	-	1,763	-	1,763	1,763	1,849
All Funds	124,279	36,461	-	36,461	36,461	38,247
TOTAL SERVICES & SUPPLIES						
8000 General Fund	-	1,040	-	1,040	1,040	1,091
3400 Other Funds Ltd	391,655	531,242	-	531,242	531,242	566,879
6400 Federal Funds Ltd	-	10,503	-	10,503	10,503	11,112
TOTAL SERVICES & SUPPLIES	**$391,655**	**$542,785**	**-**	**$542,785**	**$542,785**	**$579,082**
SPECIAL PAYMENTS						
6020 Dist to Counties						
8000 General Fund	2,426,726	-	-	-	-	-
3400 Other Funds Ltd	27,691	-	-	-	-	-
All Funds	2,454,417	-	-	-	-	-
6025 Dist to Other Gov Unit						
8000 General Fund	500,921	-	-	-	-	-
6030 Dist to Non-Gov Units						
8000 General Fund	6,807,479	-	-	-	-	-
3400 Other Funds Ltd	9,411	-	-	-	-	-
All Funds	6,816,890	-	-	-	-	-
6035 Dist to Individuals						
8000 General Fund	-	-	-	-	-	18,537,662

Housing & Community Svcs Dept ***Agency Number: 91400***

Agency Worksheet - Revenues & Expenditures **Version: V - 01 - Agency Request Budget**
2027-29 Biennium **Cross Reference Number: 91400-025-00-00-00000**
Project-Based Rental Housing Assistance

DESCRIPTION	2023-25 Actuals	2025-27 Leg Adopted Budget	2025-27 Emergency Boards	2025-27 Leg Approved Budget	2027-29 Base Budget	2027-29 Current Service Level
6200 Federal Funds Non-Ltd	192,045,624	185,102,399	-	185,102,399	185,102,399	185,102,399
6400 Federal Funds Ltd	903,951	40,976	-	40,976	40,976	42,984
All Funds	192,949,575	185,143,375	-	185,143,375	185,143,375	203,683,045
6050 Dist to Non-Profit Organizations						
8000 General Fund	1,533,318	-	-	-	-	-
3400 Other Funds Ltd	2,328	-	-	-	-	-
All Funds	1,535,646	-	-	-	-	-
6060 Intra-Agency Gen Fund Transfer						
8000 General Fund	4,000,000	-	-	-	-	-
6085 Other Special Payments						
8000 General Fund	-	33,531,338	-	33,531,338	33,531,338	35,174,374
3400 Other Funds Ltd	-	2,000,000	-	2,000,000	2,000,000	2,098,000
6400 Federal Funds Ltd	-	975,602	-	975,602	975,602	1,023,406
All Funds	-	36,506,940	-	36,506,940	36,506,940	38,295,780
TOTAL SPECIAL PAYMENTS						
8000 General Fund	15,268,444	33,531,338	-	33,531,338	33,531,338	53,712,036
3400 Other Funds Ltd	39,430	2,000,000	-	2,000,000	2,000,000	2,098,000
6200 Federal Funds Non-Ltd	192,045,624	185,102,399	-	185,102,399	185,102,399	185,102,399
6400 Federal Funds Ltd	903,951	1,016,578	-	1,016,578	1,016,578	1,066,390
TOTAL SPECIAL PAYMENTS	**$208,257,449**	**$221,650,315**	**-**	**$221,650,315**	**$221,650,315**	**$241,978,825**

Housing & Community Svcs Dept ***Agency Number: 91400***

Agency Worksheet - Revenues & Expenditures **Version: V - 01 - Agency Request Budget**
2027-29 Biennium **Cross Reference Number: 91400-025-00-00-00000**
Project-Based Rental Housing Assistance

DESCRIPTION	2023-25 Actuals	2025-27 Leg Adopted Budget	2025-27 Emergency Boards	2025-27 Leg Approved Budget	2027-29 Base Budget	2027-29 Current Service Level
EXPENDITURES						
8000 General Fund	15,268,444	33,777,799	13,123	33,790,922	33,821,408	53,994,046
3400 Other Funds Ltd	5,142,119	8,643,585	296,062	8,939,647	9,603,553	9,701,937
6200 Federal Funds Non-Ltd	192,045,624	185,102,399	-	185,102,399	185,102,399	185,102,399
6400 Federal Funds Ltd	903,951	1,027,081	7,934	1,035,015	1,139,025	1,188,809
TOTAL EXPENDITURES	**$213,360,138**	**$228,550,864**	**$317,119**	**$228,867,983**	**$229,666,385**	**$249,987,191**
REVERSIONS						
9900 Reversions						
8000 General Fund	(5,035,781)	-	-	-	-	-
ENDING BALANCE						
8000 General Fund	-	-	-	-	-	-
3400 Other Funds Ltd	9,213,708	4,088,087	(296,062)	3,792,025	9,181,139	9,082,755
6200 Federal Funds Non-Ltd	-	-	-	-	71,483,178	71,483,178
6400 Federal Funds Ltd	-	22,070	-	22,070	49,784	-
TOTAL ENDING BALANCE	**$9,213,708**	**$4,110,157**	**($296,062)**	**$3,814,095**	**$80,714,101**	**$80,565,933**
AUTHORIZED POSITIONS						
8150 Class/Unclass Positions	23	25	-	25	25	25
AUTHORIZED FTE POSITIONS						
8250 Class/Unclass FTE Positions	22.34	24.26	-	24.26	24.50	24.50

Housing & Community Svcs Dept **Agency Number: 91400**

Agency Worksheet - Revenues & Expenditures **Version: V - 01 - Agency Request Budget**
2027-29 Biennium **Cross Reference Number: 91400-030-00-00-00000**
Multifamily Rental Housing Programs

DESCRIPTION	2023-25 Actuals	2025-27 Leg Adopted Budget	2025-27 Emergency Boards	2025-27 Leg Approved Budget	2027-29 Base Budget	2027-29 Current Service Level
BEGINNING BALANCE						
0025 Beginning Balance						
3200 Other Funds Non-Ltd	1,130,118	2,000,800	-	2,000,800	956,675	956,675
3400 Other Funds Ltd	360,626,437	202,901,267	-	202,901,267	255,029,680	255,029,680
All Funds	361,756,555	204,902,067	-	204,902,067	255,986,355	255,986,355
0030 Beginning Balance Adjustment						
3400 Other Funds Ltd	-	24,750,000	-	24,750,000	25,441,886	25,441,886
6400 Federal Funds Ltd	-	-	32,585,695	32,585,695	-	-
All Funds	-	24,750,000	32,585,695	57,335,695	25,441,886	25,441,886
TOTAL BEGINNING BALANCE						
3200 Other Funds Non-Ltd	1,130,118	2,000,800	-	2,000,800	956,675	956,675
3400 Other Funds Ltd	360,626,437	227,651,267	-	227,651,267	280,471,566	280,471,566
6400 Federal Funds Ltd	-	-	32,585,695	32,585,695	-	-
TOTAL BEGINNING BALANCE	**$361,756,555**	**$229,652,067**	**$32,585,695**	**$262,237,762**	**$281,428,241**	**$281,428,241**
REVENUE CATEGORIES						
GENERAL FUND APPROPRIATION						
0050 General Fund Appropriation						
8000 General Fund	136,158,854	16,315,394	22,246,119	38,561,513	39,081,199	3,818,667
LICENSES AND FEES						
0240 Public Utilities Fees						

Housing & Community Svcs Dept **Agency Number: 91400**

Agency Worksheet - Revenues & Expenditures **Version: V - 01 - Agency Request Budget**
2027-29 Biennium **Cross Reference Number: 91400-030-00-00-00000**
Multifamily Rental Housing Programs

DESCRIPTION	2023-25 Actuals	2025-27 Leg Adopted Budget	2025-27 Emergency Boards	2025-27 Leg Approved Budget	2027-29 Base Budget	2027-29 Current Service Level
3400 Other Funds Ltd	13,183,604	10,248,500	-	10,248,500	17,168,448	17,168,448
CHARGES FOR SERVICES						
0415 Admin and Service Charges						
3200 Other Funds Non-Ltd	22,700	-	-	-	22,700	22,700
3400 Other Funds Ltd	34,550,912	39,335,715	-	39,335,715	58,201,453	58,201,453
All Funds	34,573,612	39,335,715	-	39,335,715	58,224,153	58,224,153
FINES, RENTS AND ROYALTIES						
0505 Fines and Forfeitures						
3400 Other Funds Ltd	10,966	40,000	-	40,000	-	-
BOND SALES						
0565 Lottery Bonds						
3400 Other Funds Ltd	54,815,000	50,000,000	-	50,000,000	-	-
INTEREST EARNINGS						
0605 Interest Income						
3200 Other Funds Non-Ltd	70,726	64,200	-	64,200	133,078	133,078
3400 Other Funds Ltd	25,225,856	25,105,090	-	25,105,090	46,008,329	46,008,329
All Funds	25,296,582	25,169,290	-	25,169,290	46,141,407	46,141,407
LOAN REPAYMENT						
0930 Housing Div Loan Repayments						
3200 Other Funds Non-Ltd	737,379	52,700	-	52,700	52,700	52,700
3400 Other Funds Ltd	5,378,119	5,524,800	1,900,000	7,424,800	2,629,897	2,629,897

Housing & Community Svcs Dept ***Agency Number: 91400***

Agency Worksheet - Revenues & Expenditures **Version: V - 01 - Agency Request Budget**
2027-29 Biennium **Cross Reference Number: 91400-030-00-00-00000**
Multifamily Rental Housing Programs

DESCRIPTION	2023-25 Actuals	2025-27 Leg Adopted Budget	2025-27 Emergency Boards	2025-27 Leg Approved Budget	2027-29 Base Budget	2027-29 Current Service Level
All Funds	6,115,498	5,577,500	1,900,000	7,477,500	2,682,597	2,682,597
OTHER						
0975 Other Revenues						
3400 Other Funds Ltd	242,101	200,000	-	200,000	450,876	450,876
FEDERAL FUNDS REVENUE						
0995 Federal Funds						
6400 Federal Funds Ltd	27,029,584	47,860,349	52,971	47,913,320	83,157,431	83,157,431
TRANSFERS IN						
1010 Transfer In - Intrafund						
3200 Other Funds Non-Ltd	638,164	-	-	-	-	-
3400 Other Funds Ltd	8,732,419	2,165,756	-	2,165,756	-	-
All Funds	9,370,583	2,165,756	-	2,165,756	-	-
1060 Transfer from General Fund						
3400 Other Funds Ltd	84,700,000	10,000,000	23,500,000	33,500,000	31,500,000	-
1150 Tsfr From Revenue, Dept of						
3400 Other Funds Ltd	39,153,676	52,325,240	-	52,325,240	39,187,880	39,187,880
1443 Tsfr From Oregon Health Authority						
3400 Other Funds Ltd	75,000	-	-	-	-	-
TOTAL TRANSFERS IN						
3200 Other Funds Non-Ltd	638,164	-	-	-	-	-
3400 Other Funds Ltd	132,661,095	64,490,996	23,500,000	87,990,996	70,687,880	39,187,880

Housing & Community Svcs Dept ***Agency Number: 91400***

Agency Worksheet - Revenues & Expenditures **Version: V - 01 - Agency Request Budget**
2027-29 Biennium **Cross Reference Number: 91400-030-00-00-00000**
Multifamily Rental Housing Programs

DESCRIPTION	2023-25 Actuals	2025-27 Leg Adopted Budget	2025-27 Emergency Boards	2025-27 Leg Approved Budget	2027-29 Base Budget	2027-29 Current Service Level
TOTAL TRANSFERS IN	**$133,299,259**	**$64,490,996**	**$23,500,000**	**$87,990,996**	**$70,687,880**	**$39,187,880**
REVENUES						
8000 General Fund	136,158,854	16,315,394	22,246,119	38,561,513	39,081,199	3,818,667
3200 Other Funds Non-Ltd	1,468,969	116,900	-	116,900	208,478	208,478
3400 Other Funds Ltd	266,067,653	194,945,101	25,400,000	220,345,101	195,146,883	163,646,883
6400 Federal Funds Ltd	27,029,584	47,860,349	52,971	47,913,320	83,157,431	83,157,431
TOTAL REVENUES	**$430,725,060**	**$259,237,744**	**$47,699,090**	**$306,936,834**	**$317,593,991**	**$250,831,459**
TRANSFERS OUT						
2010 Transfer Out - Intrafund						
3200 Other Funds Non-Ltd	(26,630)	-	-	-	-	-
3400 Other Funds Ltd	(24,371,661)	(27,986,493)	-	(27,986,493)	(30,874,151)	(30,874,151)
6400 Federal Funds Ltd	-	(1,393,573)	-	(1,393,573)	(78,729)	(78,729)
All Funds	(24,398,291)	(29,380,066)	-	(29,380,066)	(30,952,880)	(30,952,880)
2107 Tsfr To Administrative Svcs						
3400 Other Funds Ltd	(4,556,467)	-	-	-	-	-
TOTAL TRANSFERS OUT						
3200 Other Funds Non-Ltd	(26,630)	-	-	-	-	-
3400 Other Funds Ltd	(28,928,128)	(27,986,493)	-	(27,986,493)	(30,874,151)	(30,874,151)
6400 Federal Funds Ltd	-	(1,393,573)	-	(1,393,573)	(78,729)	(78,729)
TOTAL TRANSFERS OUT	**($28,954,758)**	**($29,380,066)**	**-**	**($29,380,066)**	**($30,952,880)**	**($30,952,880)**

Housing & Community Svcs Dept ***Agency Number: 91400***

Agency Worksheet - Revenues & Expenditures **Version: V - 01 - Agency Request Budget**
2027-29 Biennium **Cross Reference Number: 91400-030-00-00-00000**
Multifamily Rental Housing Programs

DESCRIPTION	2023-25 Actuals	2025-27 Leg Adopted Budget	2025-27 Emergency Boards	2025-27 Leg Approved Budget	2027-29 Base Budget	2027-29 Current Service Level
AVAILABLE REVENUES						
8000 General Fund	136,158,854	16,315,394	22,246,119	38,561,513	39,081,199	3,818,667
3200 Other Funds Non-Ltd	2,572,457	2,117,700	-	2,117,700	1,165,153	1,165,153
3400 Other Funds Ltd	597,765,962	394,609,875	25,400,000	420,009,875	444,744,298	413,244,298
6400 Federal Funds Ltd	27,029,584	46,466,776	32,638,666	79,105,442	83,078,702	83,078,702
TOTAL AVAILABLE REVENUES	**$763,526,857**	**$459,509,745**	**$80,284,785**	**$539,794,530**	**$568,069,352**	**$501,306,820**
EXPENDITURES						
PERSONAL SERVICES						
SALARIES & WAGES						
3110 Class/Unclass Sal. and Per Diem						
8000 General Fund	244,965	1,817,338	96,119	1,913,457	2,250,108	2,250,108
3400 Other Funds Ltd	20,111,546	26,922,207	2,033,490	28,955,697	32,673,608	32,673,608
6400 Federal Funds Ltd	1,470,811	1,176,210	52,971	1,229,181	1,291,468	1,291,468
All Funds	21,827,322	29,915,755	2,182,580	32,098,335	36,215,184	36,215,184
3160 Temporary Appointments						
8000 General Fund	852	-	-	-	-	-
3400 Other Funds Ltd	11,434	-	-	-	-	-
6400 Federal Funds Ltd	685	-	-	-	-	-
All Funds	12,971	-	-	-	-	-
3170 Overtime Payments						

Housing & Community Svcs Dept **Agency Number: 91400**

Agency Worksheet - Revenues & Expenditures **Version: V - 01 - Agency Request Budget**
2027-29 Biennium **Cross Reference Number: 91400-030-00-00-00000**
Multifamily Rental Housing Programs

DESCRIPTION	2023-25 Actuals	2025-27 Leg Adopted Budget	2025-27 Emergency Boards	2025-27 Leg Approved Budget	2027-29 Base Budget	2027-29 Current Service Level
8000 General Fund	1,756	-	-	-	-	-
3400 Other Funds Ltd	95,491	-	-	-	-	-
6400 Federal Funds Ltd	6,601	-	-	-	-	-
All Funds	103,848	-	-	-	-	-
3180 Shift Differential						
8000 General Fund	19	-	-	-	-	-
3400 Other Funds Ltd	1,660	-	-	-	-	-
6400 Federal Funds Ltd	124	-	-	-	-	-
All Funds	1,803	-	-	-	-	-
3190 All Other Differential						
8000 General Fund	1,025	-	-	-	-	-
3400 Other Funds Ltd	60,908	1,893	-	1,893	1,893	1,986
6400 Federal Funds Ltd	4,449	7	-	7	7	7
All Funds	66,382	1,900	-	1,900	1,900	1,993
TOTAL SALARIES & WAGES						
8000 General Fund	248,617	1,817,338	96,119	1,913,457	2,250,108	2,250,108
3400 Other Funds Ltd	20,281,039	26,924,100	2,033,490	28,957,590	32,675,501	32,675,594
6400 Federal Funds Ltd	1,482,670	1,176,217	52,971	1,229,188	1,291,475	1,291,475
TOTAL SALARIES & WAGES	**$22,012,326**	**$29,917,655**	**$2,182,580**	**$32,100,235**	**$36,217,084**	**$36,217,177**
OTHER PAYROLL EXPENSES						

Housing & Community Svcs Dept **Agency Number: 91400**

Agency Worksheet - Revenues & Expenditures
2027-29 Biennium
Multifamily Rental Housing Programs

Version: V - 01 - Agency Request Budget
Cross Reference Number: 91400-030-00-00-00000

DESCRIPTION	2023-25 Actuals	2025-27 Leg Adopted Budget	2025-27 Emergency Boards	2025-27 Leg Approved Budget	2027-29 Base Budget	2027-29 Current Service Level
3210 Empl. Rel. Bd. Assessments						
8000 General Fund	63	747	-	747	826	826
3400 Other Funds Ltd	5,355	9,693	36	9,729	10,870	10,870
6400 Federal Funds Ltd	397	357	-	357	391	391
All Funds	5,815	10,797	36	10,833	12,087	12,087
3220 Public Employees' Retire Cont						
8000 General Fund	45,701	382,365	-	382,365	556,227	556,227
3400 Other Funds Ltd	3,618,301	5,664,815	17,335	5,682,150	8,077,373	8,077,396
6400 Federal Funds Ltd	261,750	247,475	-	247,475	319,253	319,253
All Funds	3,925,752	6,294,655	17,335	6,311,990	8,952,853	8,952,876
3221 Pension Obligation Bond						
8000 General Fund	12,224	68,282	-	68,282	-	-
3400 Other Funds Ltd	931,144	970,373	-	970,373	-	-
6400 Federal Funds Ltd	68,102	46,126	-	46,126	-	-
All Funds	1,011,470	1,084,781	-	1,084,781	-	-
3230 Social Security Taxes						
8000 General Fund	18,666	139,025	-	139,025	172,131	172,131
3400 Other Funds Ltd	1,528,944	2,057,532	6,303	2,063,835	2,485,268	2,485,275
6400 Federal Funds Ltd	111,797	89,980	-	89,980	98,798	98,798
All Funds	1,659,407	2,286,537	6,303	2,292,840	2,756,197	2,756,204
3240 Unemployment Assessments						

Housing & Community Svcs Dept ***Agency Number: 91400***

Agency Worksheet - Revenues & Expenditures **Version: V - 01 - Agency Request Budget**
2027-29 Biennium **Cross Reference Number: 91400-030-00-00-00000**
Multifamily Rental Housing Programs

DESCRIPTION	2023-25 Actuals	2025-27 Leg Adopted Budget	2025-27 Emergency Boards	2025-27 Leg Approved Budget	2027-29 Base Budget	2027-29 Current Service Level
8000 General Fund	18	-	-	-	-	-
3400 Other Funds Ltd	579	-	-	-	-	-
6400 Federal Funds Ltd	39	-	-	-	-	-
All Funds	636	-	-	-	-	-
3241 Paid Family Medical Leave Insurance						
8000 General Fund	889	7,271	-	7,271	9,000	9,000
3400 Other Funds Ltd	73,972	107,559	330	107,889	129,786	129,786
6400 Federal Funds Ltd	5,382	4,706	-	4,706	5,167	5,167
All Funds	80,243	119,536	330	119,866	143,953	143,953
3250 Worker's Comp. Assess. (WCD)						
8000 General Fund	29	438	-	438	398	398
3400 Other Funds Ltd	3,184	5,651	21	5,672	5,226	5,226
6400 Federal Funds Ltd	230	208	-	208	191	191
All Funds	3,443	6,297	21	6,318	5,815	5,815
3260 Mass Transit Tax						
8000 General Fund	1,455	13,554	-	13,554	13,554	13,501
3400 Other Funds Ltd	130,626	157,233	494	157,727	157,727	196,054
6400 Federal Funds Ltd	(135)	-	-	-	-	-
All Funds	131,946	170,787	494	171,281	171,281	209,555
3270 Flexible Benefits						
8000 General Fund	44,480	440,778	-	440,778	461,472	461,472

Housing & Community Svcs Dept **Agency Number: 91400**

Agency Worksheet - Revenues & Expenditures **Version: V - 01 - Agency Request Budget**
2027-29 Biennium **Cross Reference Number: 91400-030-00-00-00000**
Multifamily Rental Housing Programs

DESCRIPTION	2023-25 Actuals	2025-27 Leg Adopted Budget	2025-27 Emergency Boards	2025-27 Leg Approved Budget	2027-29 Base Budget	2027-29 Current Service Level
3400 Other Funds Ltd	3,978,615	5,707,461	21,204	5,728,665	6,075,091	6,075,091
6400 Federal Funds Ltd	291,246	211,194	-	211,194	219,917	219,917
All Funds	4,314,341	6,359,433	21,204	6,380,637	6,756,480	6,756,480
3280 Other OPE						
8000 General Fund	5	-	-	-	-	-
3400 Other Funds Ltd	699	-	-	-	-	-
6400 Federal Funds Ltd	49	-	-	-	-	-
All Funds	753	-	-	-	-	-
TOTAL OTHER PAYROLL EXPENSES						
8000 General Fund	123,530	1,052,460	-	1,052,460	1,213,608	1,213,555
3400 Other Funds Ltd	10,271,419	14,680,317	45,723	14,726,040	16,941,341	16,979,698
6400 Federal Funds Ltd	738,857	600,046	-	600,046	643,717	643,717
TOTAL OTHER PAYROLL EXPENSES	**$11,133,806**	**$16,332,823**	**$45,723**	**$16,378,546**	**$18,798,666**	**$18,836,970**
P.S. BUDGET ADJUSTMENTS						
3455 Vacancy Savings						
8000 General Fund	-	(121,886)	-	(121,886)	(121,886)	(112,505)
3400 Other Funds Ltd	-	(1,237,150)	-	(1,237,150)	(1,237,150)	(1,633,779)
6400 Federal Funds Ltd	-	(58,811)	-	(58,811)	(58,811)	(64,573)
All Funds	-	(1,417,847)	-	(1,417,847)	(1,417,847)	(1,810,857)
3465 Reconciliation Adjustment						

Housing & Community Svcs Dept ***Agency Number: 91400***

Agency Worksheet - Revenues & Expenditures **Version: V - 01 - Agency Request Budget**
2027-29 Biennium **Cross Reference Number: 91400-030-00-00-00000**
Multifamily Rental Housing Programs

DESCRIPTION	2023-25 Actuals	2025-27 Leg Adopted Budget	2025-27 Emergency Boards	2025-27 Leg Approved Budget	2027-29 Base Budget	2027-29 Current Service Level
8000 General Fund	-	(21,887)	-	(21,887)	-	-
3400 Other Funds Ltd	-	158,834	-	158,834	-	-
All Funds	-	136,947	-	136,947	-	-
TOTAL P.S. BUDGET ADJUSTMENTS						
8000 General Fund	-	(143,773)	-	(143,773)	(121,886)	(112,505)
3400 Other Funds Ltd	-	(1,078,316)	-	(1,078,316)	(1,237,150)	(1,633,779)
6400 Federal Funds Ltd	-	(58,811)	-	(58,811)	(58,811)	(64,573)
TOTAL P.S. BUDGET ADJUSTMENTS	**-**	**($1,280,900)**	**-**	**($1,280,900)**	**($1,417,847)**	**($1,810,857)**
TOTAL PERSONAL SERVICES						
8000 General Fund	372,147	2,726,025	96,119	2,822,144	3,341,830	3,351,158
3400 Other Funds Ltd	30,552,458	40,526,101	2,079,213	42,605,314	48,379,692	48,021,513
6400 Federal Funds Ltd	2,221,527	1,717,452	52,971	1,770,423	1,876,381	1,870,619
TOTAL PERSONAL SERVICES	**$33,146,132**	**$44,969,578**	**$2,228,303**	**$47,197,881**	**$53,597,903**	**$53,243,290**
SERVICES & SUPPLIES						
4100 Instate Travel						
8000 General Fund	391	23,868	-	23,868	23,868	25,038
3400 Other Funds Ltd	131,689	307,346	-	307,346	307,346	322,406
6400 Federal Funds Ltd	4,556	12,176	-	12,176	12,176	12,772
All Funds	136,636	343,390	-	343,390	343,390	360,216
4125 Out of State Travel						

Housing & Community Svcs Dept ***Agency Number: 91400***

Agency Worksheet - Revenues & Expenditures **Version: V - 01 - Agency Request Budget**
2027-29 Biennium **Cross Reference Number: 91400-030-00-00-00000**
Multifamily Rental Housing Programs

DESCRIPTION	2023-25 Actuals	2025-27 Leg Adopted Budget	2025-27 Emergency Boards	2025-27 Leg Approved Budget	2027-29 Base Budget	2027-29 Current Service Level
8000 General Fund	1,132	-	-	-	-	-
3400 Other Funds Ltd	147,939	77,916	-	77,916	77,916	81,734
6400 Federal Funds Ltd	19,504	8,775	-	8,775	8,775	9,205
All Funds	168,575	86,691	-	86,691	86,691	90,939
4150 Employee Training						
8000 General Fund	800	20,306	-	20,306	20,306	21,301
3400 Other Funds Ltd	193,939	145,903	900	146,803	146,803	153,996
6400 Federal Funds Ltd	11,589	7,809	-	7,809	7,809	8,192
All Funds	206,328	174,018	900	174,918	174,918	183,489
4175 Office Expenses						
8000 General Fund	252	42,962	-	42,962	42,962	45,067
3400 Other Funds Ltd	7,985	239,130	1,425	240,555	240,555	252,342
6400 Federal Funds Ltd	442	5,682	-	5,682	5,682	5,960
All Funds	8,679	287,774	1,425	289,199	289,199	303,369
4200 Telecommunications						
8000 General Fund	-	14,479	-	14,479	14,479	15,188
3400 Other Funds Ltd	-	129,383	1,620	131,003	131,003	137,422
6400 Federal Funds Ltd	-	2,269	-	2,269	2,269	2,380
All Funds	-	146,131	1,620	147,751	147,751	154,990
4225 State Gov. Service Charges						
3200 Other Funds Non-Ltd	567,200	-	-	-	-	-

Housing & Community Svcs Dept ***Agency Number: 91400***

Agency Worksheet - Revenues & Expenditures **Version: V - 01 - Agency Request Budget**
2027-29 Biennium **Cross Reference Number: 91400-030-00-00-00000**
Multifamily Rental Housing Programs

DESCRIPTION	2023-25 Actuals	2025-27 Leg Adopted Budget	2025-27 Emergency Boards	2025-27 Leg Approved Budget	2027-29 Base Budget	2027-29 Current Service Level
4250 Data Processing						
8000 General Fund	-	17,698	-	17,698	17,698	18,565
3400 Other Funds Ltd	-	186,492	540	187,032	187,032	196,197
6400 Federal Funds Ltd	-	2,228	-	2,228	2,228	2,337
All Funds	-	206,418	540	206,958	206,958	217,099
4275 Publicity and Publications						
8000 General Fund	4	-	-	-	-	-
3400 Other Funds Ltd	19,837	19,875	-	19,875	19,875	20,848
6400 Federal Funds Ltd	2,516	-	-	-	-	-
All Funds	22,357	19,875	-	19,875	19,875	20,848
4300 Professional Services						
8000 General Fund	16,944	3,300,000	500,000	3,800,000	3,800,000	-
3200 Other Funds Non-Ltd	116,193	-	-	-	-	-
3400 Other Funds Ltd	2,305,982	2,229,844	-	2,229,844	2,229,844	2,437,220
6400 Federal Funds Ltd	26,550	1,896,571	-	1,896,571	1,896,571	2,072,952
All Funds	2,465,669	7,426,415	500,000	7,926,415	7,926,415	4,510,172
4315 IT Professional Services						
3400 Other Funds Ltd	-	11,902	-	11,902	11,902	13,009
4325 Attorney General						
8000 General Fund	156,033	267	150,000	150,267	150,267	164,242
3400 Other Funds Ltd	2,804,934	3,079,743	-	3,079,743	3,079,743	3,366,159

Housing & Community Svcs Dept **Agency Number: 91400**

Agency Worksheet - Revenues & Expenditures **Version: V - 01 - Agency Request Budget**
2027-29 Biennium **Cross Reference Number: 91400-030-00-00-00000**
Multifamily Rental Housing Programs

DESCRIPTION	2023-25 Actuals	2025-27 Leg Adopted Budget	2025-27 Emergency Boards	2025-27 Leg Approved Budget	2027-29 Base Budget	2027-29 Current Service Level
6400 Federal Funds Ltd	42,991	4,576	-	4,576	4,576	5,001
All Funds	3,003,958	3,084,586	150,000	3,234,586	3,234,586	3,535,402
4375 Employee Recruitment and Develop						
8000 General Fund	1	3,064	-	3,064	3,064	3,214
3400 Other Funds Ltd	579	24,110	660	24,770	24,770	25,983
6400 Federal Funds Ltd	6	435	-	435	435	456
All Funds	586	27,609	660	28,269	28,269	29,653
4400 Dues and Subscriptions						
8000 General Fund	(390)	-	-	-	-	-
3400 Other Funds Ltd	20,679	4,084	215	4,299	4,299	4,509
6400 Federal Funds Ltd	9,984	-	-	-	-	-
All Funds	30,273	4,084	215	4,299	4,299	4,509
4425 Facilities Rental and Taxes						
8000 General Fund	3	-	-	-	-	-
3400 Other Funds Ltd	2,995	-	-	-	-	-
6400 Federal Funds Ltd	122	-	-	-	-	-
All Funds	3,120	-	-	-	-	-
4475 Facilities Maintenance						
3400 Other Funds Ltd	-	489	-	489	489	513
4575 Agency Program Related S and S						
8000 General Fund	21	-	-	-	-	-

Housing & Community Svcs Dept **Agency Number: 91400**

Agency Worksheet - Revenues & Expenditures **Version: V - 01 - Agency Request Budget**
2027-29 Biennium **Cross Reference Number: 91400-030-00-00-00000**
Multifamily Rental Housing Programs

DESCRIPTION	2023-25 Actuals	2025-27 Leg Adopted Budget	2025-27 Emergency Boards	2025-27 Leg Approved Budget	2027-29 Base Budget	2027-29 Current Service Level
3400 Other Funds Ltd	12,543	1,133	-	1,133	1,133	1,189
6400 Federal Funds Ltd	972	-	-	-	-	-
All Funds	13,536	1,133	-	1,133	1,133	1,189
4650 Other Services and Supplies						
8000 General Fund	14,759	69,825	-	69,825	69,825	73,246
3200 Other Funds Non-Ltd	-	150,000	-	150,000	150,000	150,000
3400 Other Funds Ltd	287,294	621,532	4,900	626,432	626,432	657,127
6400 Federal Funds Ltd	153	10,477	-	10,477	10,477	10,990
All Funds	302,206	851,834	4,900	856,734	856,734	891,363
4700 Expendable Prop 250 - 5000						
8000 General Fund	16	61,275	-	61,275	61,275	64,277
3400 Other Funds Ltd	7,331	241,207	4,300	245,507	245,507	257,536
6400 Federal Funds Ltd	306	1,829	-	1,829	1,829	1,919
All Funds	7,653	304,311	4,300	308,611	308,611	323,732
4715 IT Expendable Property						
8000 General Fund	22,935	35,625	-	35,625	35,625	37,371
3400 Other Funds Ltd	705,740	225,172	2,500	227,672	227,672	238,828
6400 Federal Funds Ltd	80,508	5,170	-	5,170	5,170	5,423
All Funds	809,183	265,967	2,500	268,467	268,467	281,622
TOTAL SERVICES & SUPPLIES						
8000 General Fund	212,901	3,589,369	650,000	4,239,369	4,239,369	467,509

Housing & Community Svcs Dept **Agency Number: 91400**

Agency Worksheet - Revenues & Expenditures **Version: V - 01 - Agency Request Budget**
2027-29 Biennium **Cross Reference Number: 91400-030-00-00-00000**
Multifamily Rental Housing Programs

DESCRIPTION	2023-25 Actuals	2025-27 Leg Adopted Budget	2025-27 Emergency Boards	2025-27 Leg Approved Budget	2027-29 Base Budget	2027-29 Current Service Level
3200 Other Funds Non-Ltd	683,393	150,000	-	150,000	150,000	150,000
3400 Other Funds Ltd	6,649,466	7,545,261	17,060	7,562,321	7,562,321	8,167,018
6400 Federal Funds Ltd	200,199	1,957,997	-	1,957,997	1,957,997	2,137,587
TOTAL SERVICES & SUPPLIES	**$7,745,959**	**$13,242,627**	**$667,060**	**$13,909,687**	**$13,909,687**	**$10,922,114**
SPECIAL PAYMENTS						
6015 Dist to Cities						
3400 Other Funds Ltd	18,355,507	-	-	-	-	-
6020 Dist to Counties						
3400 Other Funds Ltd	18,369,938	-	-	-	-	-
6025 Dist to Other Gov Unit						
3400 Other Funds Ltd	14,745,106	51,984,827	-	51,984,827	51,984,827	54,532,084
6030 Dist to Non-Gov Units						
8000 General Fund	20,000,000	-	-	-	-	-
3400 Other Funds Ltd	38,712,050	67,593,182	1,900,000	69,493,182	69,493,182	70,905,248
6400 Federal Funds Ltd	-	2,000,000	-	2,000,000	2,000,000	2,098,000
All Funds	58,712,050	69,593,182	1,900,000	71,493,182	71,493,182	73,003,248
6050 Dist to Non-Profit Organizations						
8000 General Fund	32,093,861	-	-	-	-	-
3400 Other Funds Ltd	64,911,003	39,581,969	-	39,581,969	39,581,969	41,521,485
6400 Federal Funds Ltd	290,362	7,767,272	-	7,767,272	7,767,272	8,147,868

Housing & Community Svcs Dept **Agency Number: 91400**

Agency Worksheet - Revenues & Expenditures **Version: V - 01 - Agency Request Budget**
2027-29 Biennium **Cross Reference Number: 91400-030-00-00-00000**
Multifamily Rental Housing Programs

DESCRIPTION	2023-25 Actuals	2025-27 Leg Adopted Budget	2025-27 Emergency Boards	2025-27 Leg Approved Budget	2027-29 Base Budget	2027-29 Current Service Level
All Funds	97,295,226	47,349,241	-	47,349,241	47,349,241	49,669,353
6060 Intra-Agency Gen Fund Transfer						
8000 General Fund	123,700,000	10,000,000	21,500,000	31,500,000	31,500,000	-
6080 Loans Made - Other						
3200 Other Funds Non-Ltd	-	250,000	-	250,000	250,000	250,000
3400 Other Funds Ltd	111,646,753	43,225,840	-	43,225,840	43,225,840	45,343,906
6400 Federal Funds Ltd	22,326,885	-	-	-	-	-
All Funds	133,973,638	43,475,840	-	43,475,840	43,475,840	45,593,906
6085 Other Special Payments						
3400 Other Funds Ltd	3,000,000	144,232,324	-	144,232,324	144,232,324	140,809,708
6400 Federal Funds Ltd	1,990,611	33,024,055	32,585,695	65,609,750	65,609,750	68,824,628
All Funds	4,990,611	177,256,379	32,585,695	209,842,074	209,842,074	209,634,336
TOTAL SPECIAL PAYMENTS						
8000 General Fund	175,793,861	10,000,000	21,500,000	31,500,000	31,500,000	-
3200 Other Funds Non-Ltd	-	250,000	-	250,000	250,000	250,000
3400 Other Funds Ltd	269,740,357	346,618,142	1,900,000	348,518,142	348,518,142	353,112,431
6400 Federal Funds Ltd	24,607,858	42,791,327	32,585,695	75,377,022	75,377,022	79,070,496
TOTAL SPECIAL PAYMENTS	**$470,142,076**	**$399,659,469**	**$55,985,695**	**$455,645,164**	**$455,645,164**	**$432,432,927**
EXPENDITURES						
8000 General Fund	176,378,909	16,315,394	22,246,119	38,561,513	39,081,199	3,818,667

Housing & Community Svcs Dept **Agency Number: 91400**

Agency Worksheet - Revenues & Expenditures **Version: V - 01 - Agency Request Budget**
2027-29 Biennium **Cross Reference Number: 91400-030-00-00-00000**
Multifamily Rental Housing Programs

DESCRIPTION	2023-25 Actuals	2025-27 Leg Adopted Budget	2025-27 Emergency Boards	2025-27 Leg Approved Budget	2027-29 Base Budget	2027-29 Current Service Level
3200 Other Funds Non-Ltd	683,393	400,000	-	400,000	400,000	400,000
3400 Other Funds Ltd	306,942,281	394,689,504	3,996,273	398,685,777	404,460,155	409,300,962
6400 Federal Funds Ltd	27,029,584	46,466,776	32,638,666	79,105,442	79,211,400	83,078,702
TOTAL EXPENDITURES	**$511,034,167**	**$457,871,674**	**$58,881,058**	**$516,752,732**	**$523,152,754**	**$496,598,331**
REVERSIONS						
9900 Reversions						
8000 General Fund	40,220,055	-	-	-	-	-
ENDING BALANCE						
8000 General Fund	-	-	-	-	-	-
3200 Other Funds Non-Ltd	1,889,064	1,717,700	-	1,717,700	765,153	765,153
3400 Other Funds Ltd	290,823,681	(79,629)	21,403,727	21,324,098	40,284,143	3,943,336
6400 Federal Funds Ltd	-	-	-	-	3,867,302	-
TOTAL ENDING BALANCE	**$292,712,745**	**$1,638,071**	**$21,403,727**	**$23,041,798**	**$44,916,598**	**$4,708,489**
AUTHORIZED POSITIONS						
8150 Class/Unclass Positions	139	153	1	154	153	153
8180 Position Reconciliation	-	2	-	2	-	-
TOTAL AUTHORIZED POSITIONS	**139**	**155**	**1**	**156**	**153**	**153**
AUTHORIZED FTE POSITIONS						
8250 Class/Unclass FTE Positions	127.40	149.99	0.50	150.49	153.00	153.00
8280 FTE Reconciliation	-	2.00	-	2.00	-	-

Housing & Community Svcs Dept ***Agency Number: 91400***

Agency Worksheet - Revenues & Expenditures
2027-29 Biennium

Version: V - 01 - Agency Request Budget
Cross Reference Number: 91400-030-00-00-00000

DESCRIPTION	*2023-25 Actuals*	*2025-27 Leg Adopted Budget*	*2025-27 Emergency Boards*	*2025-27 Leg Approved Budget*	*2027-29 Base Budget*	*2027-29 Current Service Level*
TOTAL AUTHORIZED FTE	**127.40**	**151.99**	**0.50**	**152.49**	**153.00**	**153.00**

Housing & Community Svcs Dept ***Agency Number: 91400***

Agency Worksheet - Revenues & Expenditures **Version: V - 01 - Agency Request Budget**
2027-29 Biennium **Cross Reference Number: 91400-040-00-00-00000**
Single Family Housing Programs

DESCRIPTION	2023-25 Actuals	2025-27 Leg Adopted Budget	2025-27 Emergency Boards	2025-27 Leg Approved Budget	2027-29 Base Budget	2027-29 Current Service Level
BEGINNING BALANCE						
0025 Beginning Balance						
3200 Other Funds Non-Ltd	10,000,000	-	-	-	-	-
3400 Other Funds Ltd	62,423,025	42,372,840	-	42,372,840	67,735,686	67,735,686
All Funds	72,423,025	42,372,840	-	42,372,840	67,735,686	67,735,686
0030 Beginning Balance Adjustment						
3400 Other Funds Ltd	-	-	37,771,236	37,771,236	-	-
TOTAL BEGINNING BALANCE						
3200 Other Funds Non-Ltd	10,000,000	-	-	-	-	-
3400 Other Funds Ltd	62,423,025	42,372,840	37,771,236	80,144,076	67,735,686	67,735,686
TOTAL BEGINNING BALANCE	**$72,423,025**	**$42,372,840**	**$37,771,236**	**$80,144,076**	**$67,735,686**	**$67,735,686**
REVENUE CATEGORIES						
GENERAL FUND APPROPRIATION						
0050 General Fund Appropriation						
8000 General Fund	29,083,695	12,909,882	100,891	13,010,773	12,414,384	4,215,233
TAXES						
0190 Other Selective Taxes						
3400 Other Funds Ltd	1,423,190	2,640,000	-	2,640,000	1,328,543	1,328,543
LICENSES AND FEES						
0210 Non-business Lic. and Fees						

Housing & Community Svcs Dept ***Agency Number: 91400***

Agency Worksheet - Revenues & Expenditures **Version: V - 01 - Agency Request Budget**
2027-29 Biennium **Cross Reference Number: 91400-040-00-00-00000**
Single Family Housing Programs

DESCRIPTION	2023-25 Actuals	2025-27 Leg Adopted Budget	2025-27 Emergency Boards	2025-27 Leg Approved Budget	2027-29 Base Budget	2027-29 Current Service Level
3400 Other Funds Ltd	151,800	223,200	-	223,200	328,200	328,200
0240 Public Utilities Fees						
3400 Other Funds Ltd	2,263,293	-	-	-	-	-
TOTAL LICENSES AND FEES						
3400 Other Funds Ltd	2,415,093	223,200	-	223,200	328,200	328,200
TOTAL LICENSES AND FEES	**$2,415,093**	**$223,200**	**-**	**$223,200**	**$328,200**	**$328,200**
CHARGES FOR SERVICES						
0410 Charges for Services						
3400 Other Funds Ltd	3,481,101	2,640,000	-	2,640,000	1,212,577	1,212,577
0415 Admin and Service Charges						
3400 Other Funds Ltd	2,799,156	3,688,578	-	3,688,578	3,917,991	3,917,991
TOTAL CHARGES FOR SERVICES						
3400 Other Funds Ltd	6,280,257	6,328,578	-	6,328,578	5,130,568	5,130,568
TOTAL CHARGES FOR SERVICES	**$6,280,257**	**$6,328,578**	**-**	**$6,328,578**	**$5,130,568**	**$5,130,568**
FINES, RENTS AND ROYALTIES						
0505 Fines and Forfeitures						
3400 Other Funds Ltd	18,649	-	-	-	37,000	37,000
BOND SALES						
0565 Lottery Bonds						
3400 Other Funds Ltd	-	2,500,000	-	2,500,000	-	-

Housing & Community Svcs Dept **Agency Number: 91400**

Agency Worksheet - Revenues & Expenditures **Version: V - 01 - Agency Request Budget**
2027-29 Biennium **Cross Reference Number: 91400-040-00-00-00000**
Single Family Housing Programs

DESCRIPTION	2023-25 Actuals	2025-27 Leg Adopted Budget	2025-27 Emergency Boards	2025-27 Leg Approved Budget	2027-29 Base Budget	2027-29 Current Service Level
INTEREST EARNINGS						
0605 Interest Income						
3200 Other Funds Non-Ltd	239,447	62,400	-	62,400	899,607	899,607
3400 Other Funds Ltd	4,162,599	5,335,200	-	5,335,200	6,261,870	6,261,870
All Funds	4,402,046	5,397,600	-	5,397,600	7,161,477	7,161,477
LOAN REPAYMENT						
0930 Housing Div Loan Repayments						
3200 Other Funds Non-Ltd	141,109	-	-	-	1,802,881	1,802,881
3400 Other Funds Ltd	2,061,561	4,946,400	-	4,946,400	8,072,778	8,072,778
All Funds	2,202,670	4,946,400	-	4,946,400	9,875,659	9,875,659
OTHER						
0975 Other Revenues						
3400 Other Funds Ltd	634,637	-	-	-	581,138	581,138
FEDERAL FUNDS REVENUE						
0995 Federal Funds						
6400 Federal Funds Ltd	59,156,905	12,244,232	(33,487)	12,210,745	21,302,729	21,302,729
TRANSFERS IN						
1010 Transfer In - Intrafund						
3400 Other Funds Ltd	13,771,345	-	-	-	-	-
1060 Transfer from General Fund						
3400 Other Funds Ltd	15,000,000	5,900,000	-	5,900,000	5,900,000	-

Housing & Community Svcs Dept **Agency Number: 91400**

Agency Worksheet - Revenues & Expenditures **Version: V - 01 - Agency Request Budget**
2027-29 Biennium **Cross Reference Number: 91400-040-00-00-00000**
Single Family Housing Programs

DESCRIPTION	2023-25 Actuals	2025-27 Leg Adopted Budget	2025-27 Emergency Boards	2025-27 Leg Approved Budget	2027-29 Base Budget	2027-29 Current Service Level
1150 Tsfr From Revenue, Dept of						
3400 Other Funds Ltd	7,212,519	9,638,860	-	9,638,860	7,218,820	7,218,820
TOTAL TRANSFERS IN						
3400 Other Funds Ltd	35,983,864	15,538,860	-	15,538,860	13,118,820	7,218,820
TOTAL TRANSFERS IN	**$35,983,864**	**$15,538,860**	**-**	**$15,538,860**	**$13,118,820**	**$7,218,820**
REVENUES						
8000 General Fund	29,083,695	12,909,882	100,891	13,010,773	12,414,384	4,215,233
3200 Other Funds Non-Ltd	380,556	62,400	-	62,400	2,702,488	2,702,488
3400 Other Funds Ltd	52,979,850	37,512,238	-	37,512,238	34,858,917	28,958,917
6400 Federal Funds Ltd	59,156,905	12,244,232	(33,487)	12,210,745	21,302,729	21,302,729
TOTAL REVENUES	**$141,601,006**	**$62,728,752**	**$67,404**	**$62,796,156**	**$71,278,518**	**$57,179,367**
TRANSFERS OUT						
2010 Transfer Out - Intrafund						
3200 Other Funds Non-Ltd	(10,000,000)	-	-	-	-	-
3400 Other Funds Ltd	(6,144,406)	(4,460,706)	-	(4,460,706)	(4,649,241)	(4,649,241)
6400 Federal Funds Ltd	-	(79,078)	-	(79,078)	(4,076,760)	(4,076,760)
All Funds	(16,144,406)	(4,539,784)	-	(4,539,784)	(8,726,001)	(8,726,001)
AVAILABLE REVENUES						
8000 General Fund	29,083,695	12,909,882	100,891	13,010,773	12,414,384	4,215,233
3200 Other Funds Non-Ltd	380,556	62,400	-	62,400	2,702,488	2,702,488

Housing & Community Svcs Dept **Agency Number: 91400**

Agency Worksheet - Revenues & Expenditures **Version: V - 01 - Agency Request Budget**
2027-29 Biennium **Cross Reference Number: 91400-040-00-00-00000**
Single Family Housing Programs

DESCRIPTION	2023-25 Actuals	2025-27 Leg Adopted Budget	2025-27 Emergency Boards	2025-27 Leg Approved Budget	2027-29 Base Budget	2027-29 Current Service Level
3400 Other Funds Ltd	109,258,469	75,424,372	37,771,236	113,195,608	97,945,362	92,045,362
6400 Federal Funds Ltd	59,156,905	12,165,154	(33,487)	12,131,667	17,225,969	17,225,969
TOTAL AVAILABLE REVENUES	**$197,879,625**	**$100,561,808**	**$37,838,640**	**$138,400,448**	**$130,288,203**	**$116,189,052**
EXPENDITURES						
PERSONAL SERVICES						
SALARIES & WAGES						
3110 Class/Unclass Sal. and Per Diem						
8000 General Fund	1,121,314	1,814,388	100,891	1,915,279	1,529,208	1,529,208
3400 Other Funds Ltd	4,062,781	4,607,550	291,337	4,898,887	5,194,915	5,194,915
6400 Federal Funds Ltd	1,464,807	22,482	(22,482)	-	25,085	25,085
All Funds	6,648,902	6,444,420	369,746	6,814,166	6,749,208	6,749,208
3160 Temporary Appointments						
8000 General Fund	8,478	-	-	-	-	-
3400 Other Funds Ltd	79,287	-	-	-	-	-
6400 Federal Funds Ltd	60,628	-	-	-	-	-
All Funds	148,393	-	-	-	-	-
3170 Overtime Payments						
8000 General Fund	1,796	-	-	-	-	-
3400 Other Funds Ltd	9,841	-	-	-	-	-
6400 Federal Funds Ltd	6,610	-	-	-	-	-

Housing & Community Svcs Dept ***Agency Number: 91400***

Agency Worksheet - Revenues & Expenditures **Version: V - 01 - Agency Request Budget**
2027-29 Biennium **Cross Reference Number: 91400-040-00-00-00000**
Single Family Housing Programs

DESCRIPTION	2023-25 Actuals	2025-27 Leg Adopted Budget	2025-27 Emergency Boards	2025-27 Leg Approved Budget	2027-29 Base Budget	2027-29 Current Service Level
All Funds	18,247	-	-	-	-	-
3180 Shift Differential						
8000 General Fund	3	-	-	-	-	-
3400 Other Funds Ltd	33	-	-	-	-	-
6400 Federal Funds Ltd	8	-	-	-	-	-
All Funds	44	-	-	-	-	-
3190 All Other Differential						
8000 General Fund	9,171	-	-	-	-	-
3400 Other Funds Ltd	32,511	-	-	-	-	-
6400 Federal Funds Ltd	12,980	-	-	-	-	-
All Funds	54,662	-	-	-	-	-
TOTAL SALARIES & WAGES						
8000 General Fund	1,140,762	1,814,388	100,891	1,915,279	1,529,208	1,529,208
3400 Other Funds Ltd	4,184,453	4,607,550	291,337	4,898,887	5,194,915	5,194,915
6400 Federal Funds Ltd	1,545,033	22,482	(22,482)	-	25,085	25,085
TOTAL SALARIES & WAGES	**$6,870,248**	**$6,444,420**	**$369,746**	**$6,814,166**	**$6,749,208**	**$6,749,208**
OTHER PAYROLL EXPENSES						
3210 Empl. Rel. Bd. Assessments						
8000 General Fund	294	630	-	630	474	474
3400 Other Funds Ltd	1,107	1,573	-	1,573	1,726	1,726

Housing & Community Svcs Dept **Agency Number: 91400**

Agency Worksheet - Revenues & Expenditures **Version: V - 01 - Agency Request Budget**
2027-29 Biennium **Cross Reference Number: 91400-040-00-00-00000**
Single Family Housing Programs

DESCRIPTION	2023-25 Actuals	2025-27 Leg Adopted Budget	2025-27 Emergency Boards	2025-27 Leg Approved Budget	2027-29 Base Budget	2027-29 Current Service Level
6400 Federal Funds Ltd	447	11	-	11	12	12
All Funds	1,848	2,214	-	2,214	2,212	2,212
3220 Public Employees' Retire Cont						
8000 General Fund	207,089	381,748	-	381,748	378,019	378,019
3400 Other Funds Ltd	752,349	969,429	-	969,429	1,284,182	1,284,182
6400 Federal Funds Ltd	273,750	4,730	-	4,730	6,201	6,201
All Funds	1,233,188	1,355,907	-	1,355,907	1,668,402	1,668,402
3221 Pension Obligation Bond						
8000 General Fund	54,849	57,988	-	57,988	-	-
3400 Other Funds Ltd	196,562	179,052	-	179,052	-	-
6400 Federal Funds Ltd	73,572	69,326	(11,005)	58,321	-	-
All Funds	324,983	306,366	(11,005)	295,361	-	-
3230 Social Security Taxes						
8000 General Fund	86,262	138,801	-	138,801	116,985	116,985
3400 Other Funds Ltd	314,691	350,317	-	350,317	397,410	397,410
6400 Federal Funds Ltd	116,975	1,720	-	1,720	1,919	1,919
All Funds	517,928	490,838	-	490,838	516,314	516,314
3240 Unemployment Assessments						
8000 General Fund	4	-	-	-	-	-
3400 Other Funds Ltd	22	-	-	-	-	-
6400 Federal Funds Ltd	1	-	-	-	-	-

Housing & Community Svcs Dept **Agency Number: 91400**

Agency Worksheet - Revenues & Expenditures **Version: V - 01 - Agency Request Budget**
2027-29 Biennium **Cross Reference Number: 91400-040-00-00-00000**
Single Family Housing Programs

DESCRIPTION	2023-25 Actuals	2025-27 Leg Adopted Budget	2025-27 Emergency Boards	2025-27 Leg Approved Budget	2027-29 Base Budget	2027-29 Current Service Level
All Funds	27	-	-	-	-	-
3241 Paid Family Medical Leave Insurance						
8000 General Fund	4,357	7,258	-	7,258	6,117	6,117
3400 Other Funds Ltd	15,893	18,291	-	18,291	20,781	20,781
6400 Federal Funds Ltd	5,900	90	-	90	100	100
All Funds	26,150	25,639	-	25,639	26,998	26,998
3250 Worker's Comp. Assess. (WCD)						
8000 General Fund	182	367	-	367	228	228
3400 Other Funds Ltd	680	918	-	918	830	830
6400 Federal Funds Ltd	244	6	-	6	6	6
All Funds	1,106	1,291	-	1,291	1,064	1,064
3260 Mass Transit Tax						
8000 General Fund	7,362	13,631	-	13,631	13,631	9,175
3400 Other Funds Ltd	33,763	24,783	-	24,783	24,783	31,169
6400 Federal Funds Ltd	30	-	-	-	-	-
All Funds	41,155	38,414	-	38,414	38,414	40,344
3270 Flexible Benefits						
8000 General Fund	219,717	371,070	-	371,070	264,960	264,960
3400 Other Funds Ltd	804,683	926,615	-	926,615	964,896	964,896
6400 Federal Funds Ltd	319,269	6,361	-	6,361	6,624	6,624
All Funds	1,343,669	1,304,046	-	1,304,046	1,236,480	1,236,480

Housing & Community Svcs Dept **Agency Number: 91400**

Agency Worksheet - Revenues & Expenditures **Version: V - 01 - Agency Request Budget**
2027-29 Biennium **Cross Reference Number: 91400-040-00-00-00000**
Single Family Housing Programs

DESCRIPTION	2023-25 Actuals	2025-27 Leg Adopted Budget	2025-27 Emergency Boards	2025-27 Leg Approved Budget	2027-29 Base Budget	2027-29 Current Service Level
3280 Other OPE						
8000 General Fund	7	-	-	-	-	-
3400 Other Funds Ltd	42	-	-	-	-	-
6400 Federal Funds Ltd	10	-	-	-	-	-
All Funds	59	-	-	-	-	-
TOTAL OTHER PAYROLL EXPENSES						
8000 General Fund	580,123	971,493	-	971,493	780,414	775,958
3400 Other Funds Ltd	2,119,792	2,470,978	-	2,470,978	2,694,608	2,700,994
6400 Federal Funds Ltd	790,198	82,244	(11,005)	71,239	14,862	14,862
TOTAL OTHER PAYROLL EXPENSES	**$3,490,113**	**$3,524,715**	**($11,005)**	**$3,513,710**	**$3,489,884**	**$3,491,814**
P.S. BUDGET ADJUSTMENTS						
3455 Vacancy Savings						
8000 General Fund	-	(97,510)	-	(97,510)	(97,510)	(76,460)
3400 Other Funds Ltd	-	(196,061)	-	(196,061)	(196,061)	(259,746)
6400 Federal Funds Ltd	-	(1,124)	-	(1,124)	(1,124)	(1,254)
All Funds	-	(294,695)	-	(294,695)	(294,695)	(337,460)
3465 Reconciliation Adjustment						
8000 General Fund	-	19,239	-	19,239	-	-
3400 Other Funds Ltd	-	(97,190)	-	(97,190)	-	-
All Funds	-	(77,951)	-	(77,951)	-	-

Housing & Community Svcs Dept ***Agency Number: 91400***

Agency Worksheet - Revenues & Expenditures **Version: V - 01 - Agency Request Budget**
2027-29 Biennium **Cross Reference Number: 91400-040-00-00-00000**
Single Family Housing Programs

DESCRIPTION	2023-25 Actuals	2025-27 Leg Adopted Budget	2025-27 Emergency Boards	2025-27 Leg Approved Budget	2027-29 Base Budget	2027-29 Current Service Level
TOTAL P.S. BUDGET ADJUSTMENTS						
8000 General Fund	-	(78,271)	-	(78,271)	(97,510)	(76,460)
3400 Other Funds Ltd	-	(293,251)	-	(293,251)	(196,061)	(259,746)
6400 Federal Funds Ltd	-	(1,124)	-	(1,124)	(1,124)	(1,254)
TOTAL P.S. BUDGET ADJUSTMENTS	**-**	**($372,646)**	**-**	**($372,646)**	**($294,695)**	**($337,460)**
TOTAL PERSONAL SERVICES						
8000 General Fund	1,720,885	2,707,610	100,891	2,808,501	2,212,112	2,228,706
3400 Other Funds Ltd	6,304,245	6,785,277	291,337	7,076,614	7,693,462	7,636,163
6400 Federal Funds Ltd	2,335,231	103,602	(33,487)	70,115	38,823	38,693
TOTAL PERSONAL SERVICES	**$10,360,361**	**$9,596,489**	**$358,741**	**$9,955,230**	**$9,944,397**	**$9,903,562**
SERVICES & SUPPLIES						
4100 Instate Travel						
8000 General Fund	274	23,797	-	23,797	23,797	24,963
3400 Other Funds Ltd	2,763	32,107	-	32,107	32,107	33,680
6400 Federal Funds Ltd	94	-	-	-	-	-
All Funds	3,131	55,904	-	55,904	55,904	58,643
4125 Out of State Travel						
3400 Other Funds Ltd	32,921	16,100	-	16,100	16,100	16,889
4150 Employee Training						
8000 General Fund	18,912	18,479	-	18,479	18,479	19,384

Housing & Community Svcs Dept **Agency Number: 91400**

Agency Worksheet - Revenues & Expenditures **Version: V - 01 - Agency Request Budget**
2027-29 Biennium **Cross Reference Number: 91400-040-00-00-00000**
Single Family Housing Programs

DESCRIPTION	2023-25 Actuals	2025-27 Leg Adopted Budget	2025-27 Emergency Boards	2025-27 Leg Approved Budget	2027-29 Base Budget	2027-29 Current Service Level
3400 Other Funds Ltd	11,460	29,444	-	29,444	29,444	30,887
6400 Federal Funds Ltd	1,748	-	-	-	-	-
All Funds	32,120	47,923	-	47,923	47,923	50,271
4175 Office Expenses						
8000 General Fund	119	42,563	-	42,563	42,563	44,649
3400 Other Funds Ltd	3,062	55,745	-	55,745	55,745	58,477
6400 Federal Funds Ltd	827	-	-	-	-	-
All Funds	4,008	98,308	-	98,308	98,308	103,126
4200 Telecommunications						
8000 General Fund	-	14,986	-	14,986	14,986	15,720
3400 Other Funds Ltd	-	20,938	-	20,938	20,938	21,964
All Funds	-	35,924	-	35,924	35,924	37,684
4250 Data Processing						
8000 General Fund	-	15,737	-	15,737	15,737	16,508
3400 Other Funds Ltd	(190)	16,245	-	16,245	16,245	17,041
6400 Federal Funds Ltd	676,730	-	-	-	-	-
All Funds	676,540	31,982	-	31,982	31,982	33,549
4275 Publicity and Publications						
3400 Other Funds Ltd	-	3,691	-	3,691	3,691	3,872
4300 Professional Services						
8000 General Fund	20,265	471,786	-	471,786	471,786	65,585

Housing & Community Svcs Dept **Agency Number: 91400**

Agency Worksheet - Revenues & Expenditures **Version: V - 01 - Agency Request Budget**
2027-29 Biennium **Cross Reference Number: 91400-040-00-00-00000**
Single Family Housing Programs

DESCRIPTION	2023-25 Actuals	2025-27 Leg Adopted Budget	2025-27 Emergency Boards	2025-27 Leg Approved Budget	2027-29 Base Budget	2027-29 Current Service Level
3400 Other Funds Ltd	506,331	276,459	-	276,459	276,459	302,170
6400 Federal Funds Ltd	126,920	1,875,000	-	1,875,000	1,875,000	2,049,375
All Funds	653,516	2,623,245	-	2,623,245	2,623,245	2,417,130
4315 IT Professional Services						
8000 General Fund	-	2,176	-	2,176	2,176	2,378
3400 Other Funds Ltd	-	1,151	-	1,151	1,151	1,258
All Funds	-	3,327	-	3,327	3,327	3,636
4325 Attorney General						
8000 General Fund	9,072	15,169	-	15,169	15,169	16,580
3400 Other Funds Ltd	706,606	42,023	-	42,023	42,023	45,931
6400 Federal Funds Ltd	43,436	-	-	-	-	-
All Funds	759,114	57,192	-	57,192	57,192	62,511
4375 Employee Recruitment and Develop						
8000 General Fund	-	3,542	-	3,542	3,542	3,715
3400 Other Funds Ltd	-	1,857	-	1,857	1,857	1,948
All Funds	-	5,399	-	5,399	5,399	5,663
4400 Dues and Subscriptions						
8000 General Fund	-	215	-	215	215	226
3400 Other Funds Ltd	6,404	1,854	-	1,854	1,854	1,945
6400 Federal Funds Ltd	9,829	-	-	-	-	-
All Funds	16,233	2,069	-	2,069	2,069	2,171

Housing & Community Svcs Dept **Agency Number: 91400**

Agency Worksheet - Revenues & Expenditures **Version: V - 01 - Agency Request Budget**
2027-29 Biennium **Cross Reference Number: 91400-040-00-00-00000**
Single Family Housing Programs

DESCRIPTION	2023-25 Actuals	2025-27 Leg Adopted Budget	2025-27 Emergency Boards	2025-27 Leg Approved Budget	2027-29 Base Budget	2027-29 Current Service Level
4475 Facilities Maintenance						
3400 Other Funds Ltd	-	642	-	642	642	673
4575 Agency Program Related S and S						
8000 General Fund	259	-	-	-	-	-
3400 Other Funds Ltd	76,700	-	-	-	-	-
6400 Federal Funds Ltd	186,722	-	-	-	-	-
All Funds	263,681	-	-	-	-	-
4650 Other Services and Supplies						
8000 General Fund	-	296,913	-	296,913	296,913	311,461
3400 Other Funds Ltd	18,030	271,806	-	271,806	271,806	285,125
6400 Federal Funds Ltd	380	-	-	-	-	-
All Funds	18,410	568,719	-	568,719	568,719	596,586
4700 Expendable Prop 250 - 5000						
8000 General Fund	-	22,015	-	22,015	22,015	23,094
3400 Other Funds Ltd	456	9,156	-	9,156	9,156	9,605
All Funds	456	31,171	-	31,171	31,171	32,699
4715 IT Expendable Property						
8000 General Fund	78	23,118	-	23,118	23,118	24,251
3400 Other Funds Ltd	8,201	45,543	-	45,543	45,543	47,775
6400 Federal Funds Ltd	430,825	-	-	-	-	-
All Funds	439,104	68,661	-	68,661	68,661	72,026

Housing & Community Svcs Dept **Agency Number: 91400**

Agency Worksheet - Revenues & Expenditures **Version: V - 01 - Agency Request Budget**
2027-29 Biennium **Cross Reference Number: 91400-040-00-00-00000**
Single Family Housing Programs

DESCRIPTION	2023-25 Actuals	2025-27 Leg Adopted Budget	2025-27 Emergency Boards	2025-27 Leg Approved Budget	2027-29 Base Budget	2027-29 Current Service Level
TOTAL SERVICES & SUPPLIES						
8000 General Fund	48,979	950,496	-	950,496	950,496	568,514
3400 Other Funds Ltd	1,372,744	824,761	-	824,761	824,761	879,240
6400 Federal Funds Ltd	1,477,511	1,875,000	-	1,875,000	1,875,000	2,049,375
TOTAL SERVICES & SUPPLIES	**$2,899,234**	**$3,650,257**	**-**	**$3,650,257**	**$3,650,257**	**$3,497,129**
SPECIAL PAYMENTS						
6015 Dist to Cities						
8000 General Fund	70,600	-	-	-	-	-
6400 Federal Funds Ltd	-	822,552	-	822,552	822,552	862,857
All Funds	70,600	822,552	-	822,552	822,552	862,857
6020 Dist to Counties						
8000 General Fund	185,100	-	-	-	-	-
3400 Other Funds Ltd	321,925	290,845	-	290,845	290,845	305,096
All Funds	507,025	290,845	-	290,845	290,845	305,096
6025 Dist to Other Gov Unit						
8000 General Fund	45,000	-	-	-	-	-
3400 Other Funds Ltd	1,541,601	-	-	-	-	-
All Funds	1,586,601	-	-	-	-	-
6030 Dist to Non-Gov Units						
8000 General Fund	17,500	-	-	-	-	-

Housing & Community Svcs Dept ***Agency Number: 91400***

Agency Worksheet - Revenues & Expenditures **Version: V - 01 - Agency Request Budget**
2027-29 Biennium **Cross Reference Number: 91400-040-00-00-00000**
Single Family Housing Programs

DESCRIPTION	2023-25 Actuals	2025-27 Leg Adopted Budget	2025-27 Emergency Boards	2025-27 Leg Approved Budget	2027-29 Base Budget	2027-29 Current Service Level
3400 Other Funds Ltd	1,717,426	-	-	-	-	-
6400 Federal Funds Ltd	-	2,000,000	-	2,000,000	2,000,000	2,098,000
All Funds	1,734,926	2,000,000	-	2,000,000	2,000,000	2,098,000
6050 Dist to Non-Profit Organizations						
8000 General Fund	10,809,911	1,351,776	-	1,351,776	1,351,776	1,418,013
3400 Other Funds Ltd	25,035,906	12,918,291	-	12,918,291	12,918,291	13,551,287
6400 Federal Funds Ltd	1,661,119	-	-	-	-	-
All Funds	37,506,936	14,270,067	-	14,270,067	14,270,067	14,969,300
6060 Intra-Agency Gen Fund Transfer						
8000 General Fund	15,000,000	5,900,000	-	5,900,000	5,900,000	-
6080 Loans Made - Other						
3400 Other Funds Ltd	14,478,262	4,118,820	-	4,118,820	4,118,820	4,320,642
6400 Federal Funds Ltd	53,683,044	-	-	-	-	-
All Funds	68,161,306	4,118,820	-	4,118,820	4,118,820	4,320,642
6085 Other Special Payments						
8000 General Fund	-	2,000,000	-	2,000,000	2,000,000	-
3400 Other Funds Ltd	393,728	4,500,000	37,771,236	42,271,236	42,271,236	34,633,282
6400 Federal Funds Ltd	-	7,364,000	-	7,364,000	7,364,000	7,724,836
All Funds	393,728	13,864,000	37,771,236	51,635,236	51,635,236	42,358,118
TOTAL SPECIAL PAYMENTS						
8000 General Fund	26,128,111	9,251,776	-	9,251,776	9,251,776	1,418,013

Housing & Community Svcs Dept ***Agency Number: 91400***

Agency Worksheet - Revenues & Expenditures **Version: V - 01 - Agency Request Budget**
2027-29 Biennium **Cross Reference Number: 91400-040-00-00-00000**
Single Family Housing Programs

DESCRIPTION	2023-25 Actuals	2025-27 Leg Adopted Budget	2025-27 Emergency Boards	2025-27 Leg Approved Budget	2027-29 Base Budget	2027-29 Current Service Level
3400 Other Funds Ltd	43,488,848	21,827,956	37,771,236	59,599,192	59,599,192	52,810,307
6400 Federal Funds Ltd	55,344,163	10,186,552	-	10,186,552	10,186,552	10,685,693
TOTAL SPECIAL PAYMENTS	**$124,961,122**	**$41,266,284**	**$37,771,236**	**$79,037,520**	**$79,037,520**	**$64,914,013**
EXPENDITURES						
8000 General Fund	27,897,975	12,909,882	100,891	13,010,773	12,414,384	4,215,233
3400 Other Funds Ltd	51,165,837	29,437,994	38,062,573	67,500,567	68,117,415	61,325,710
6400 Federal Funds Ltd	59,156,905	12,165,154	(33,487)	12,131,667	12,100,375	12,773,761
TOTAL EXPENDITURES	**$138,220,717**	**$54,513,030**	**$38,129,977**	**$92,643,007**	**$92,632,174**	**$78,314,704**
REVERSIONS						
9900 Reversions						
8000 General Fund	(1,185,720)	-	-	-	-	-
ENDING BALANCE						
8000 General Fund	-	-	-	-	-	-
3200 Other Funds Non-Ltd	380,556	62,400	-	62,400	2,702,488	2,702,488
3400 Other Funds Ltd	58,092,632	45,986,378	(291,337)	45,695,041	29,827,947	30,719,652
6400 Federal Funds Ltd	-	-	-	-	5,125,594	4,452,208
TOTAL ENDING BALANCE	**$58,473,188**	**$46,048,778**	**($291,337)**	**$45,757,441**	**$37,656,029**	**$37,874,348**
AUTHORIZED POSITIONS						
8150 Class/Unclass Positions	43	31	-	31	28	28
AUTHORIZED FTE POSITIONS						

Housing & Community Svcs Dept ***Agency Number: 91400***

Agency Worksheet - Revenues & Expenditures **Version: V - 01 - Agency Request Budget**
2027-29 Biennium **Cross Reference Number: 91400-040-00-00-00000**
Single Family Housing Programs

DESCRIPTION	2023-25 Actuals	2025-27 Leg Adopted Budget	2025-27 Emergency Boards	2025-27 Leg Approved Budget	2027-29 Base Budget	2027-29 Current Service Level
8250 Class/Unclass FTE Positions	42.88	30.75	-	30.75	28.00	28.00

Housing & Community Svcs Dept **Agency Number: 91400**

Agency Worksheet - Revenues & Expenditures
2027-29 Biennium
Homeownership Stabilization Initiative

Version: V - 01 - Agency Request Budget
Cross Reference Number: 91400-050-00-00-00000

DESCRIPTION	2023-25 Actuals	2025-27 Leg Adopted Budget	2025-27 Emergency Boards	2025-27 Leg Approved Budget	2027-29 Base Budget	2027-29 Current Service Level
BEGINNING BALANCE						
0025 Beginning Balance						
3400 Other Funds Ltd	8,208,259	-	-	-	-	-
AVAILABLE REVENUES						
3400 Other Funds Ltd	8,208,259	-	-	-	-	-
ENDING BALANCE						
3400 Other Funds Ltd	8,208,259	-	-	-	-	-

Housing & Community Svcs Dept ***Agency Number: 91400***

Agency Worksheet - Revenues & Expenditures **Version: V - 01 - Agency Request Budget**
2027-29 Biennium **Cross Reference Number: 91400-060-00-00-00000**
Disaster Recovery & Resiliency

DESCRIPTION	2023-25 Actuals	2025-27 Leg Adopted Budget	2025-27 Emergency Boards	2025-27 Leg Approved Budget	2027-29 Base Budget	2027-29 Current Service Level
BEGINNING BALANCE						
0025 Beginning Balance						
3400 Other Funds Ltd	53,114,461	7,116,194	-	7,116,194	1,901,421	1,901,421
0030 Beginning Balance Adjustment						
3400 Other Funds Ltd	-	-	-	-	4,941,831	4,941,831
6400 Federal Funds Ltd	-	-	58,000,000	58,000,000	-	-
All Funds	-	-	58,000,000	58,000,000	4,941,831	4,941,831
TOTAL BEGINNING BALANCE						
3400 Other Funds Ltd	53,114,461	7,116,194	-	7,116,194	6,843,252	6,843,252
6400 Federal Funds Ltd	-	-	58,000,000	58,000,000	-	-
TOTAL BEGINNING BALANCE	**$53,114,461**	**$7,116,194**	**$58,000,000**	**$65,116,194**	**$6,843,252**	**$6,843,252**
REVENUE CATEGORIES						
GENERAL FUND APPROPRIATION						
0050 General Fund Appropriation						
8000 General Fund	946,470	1,058,493	30,521	1,089,014	1,195,002	1,217,050
INTEREST EARNINGS						
0605 Interest Income						
3400 Other Funds Ltd	2,441,636	3,600,000	-	3,600,000	1,612,001	1,612,001
LOAN REPAYMENT						
0930 Housing Div Loan Repayments						

Housing & Community Svcs Dept ***Agency Number: 91400***

Agency Worksheet - Revenues & Expenditures **Version: V - 01 - Agency Request Budget**
2027-29 Biennium **Cross Reference Number: 91400-060-00-00-00000**
Disaster Recovery & Resiliency

DESCRIPTION	2023-25 Actuals	2025-27 Leg Adopted Budget	2025-27 Emergency Boards	2025-27 Leg Approved Budget	2027-29 Base Budget	2027-29 Current Service Level
3400 Other Funds Ltd	-	10,325,336	-	10,325,336	-	-
FEDERAL FUNDS REVENUE						
0995 Federal Funds						
6400 Federal Funds Ltd	54,892,681	169,635,474	589,859	170,225,333	236,910,778	236,910,778
REVENUES						
8000 General Fund	946,470	1,058,493	30,521	1,089,014	1,195,002	1,217,050
3400 Other Funds Ltd	2,441,636	13,925,336	-	13,925,336	1,612,001	1,612,001
6400 Federal Funds Ltd	54,892,681	169,635,474	589,859	170,225,333	236,910,778	236,910,778
TOTAL REVENUES	**$58,280,787**	**$184,619,303**	**$620,380**	**$185,239,683**	**$239,717,781**	**$239,739,829**
TRANSFERS OUT						
2010 Transfer Out - Intrafund						
3400 Other Funds Ltd	(2,645,215)	(520,154)	-	(520,154)	-	-
6400 Federal Funds Ltd	-	(2,249,533)	-	(2,249,533)	-	-
All Funds	(2,645,215)	(2,769,687)	-	(2,769,687)	-	-
AVAILABLE REVENUES						
8000 General Fund	946,470	1,058,493	30,521	1,089,014	1,195,002	1,217,050
3400 Other Funds Ltd	52,910,882	20,521,376	-	20,521,376	8,455,253	8,455,253
6400 Federal Funds Ltd	54,892,681	167,385,941	58,589,859	225,975,800	236,910,778	236,910,778
TOTAL AVAILABLE REVENUES	**$108,750,033**	**$188,965,810**	**$58,620,380**	**$247,586,190**	**$246,561,033**	**$246,583,081**
EXPENDITURES						

Housing & Community Svcs Dept ***Agency Number: 91400***

Agency Worksheet - Revenues & Expenditures
2027-29 Biennium
Disaster Recovery & Resiliency

Version: V - 01 - Agency Request Budget
Cross Reference Number: 91400-060-00-00-00000

DESCRIPTION	2023-25 Actuals	2025-27 Leg Adopted Budget	2025-27 Emergency Boards	2025-27 Leg Approved Budget	2027-29 Base Budget	2027-29 Current Service Level
PERSONAL SERVICES						
SALARIES & WAGES						
3110 Class/Unclass Sal. and Per Diem						
8000 General Fund	206,944	662,184	30,521	692,705	762,240	588,792
3400 Other Funds Ltd	351,915	431,736	37,794	469,530	527,616	527,616
6400 Federal Funds Ltd	4,655,068	6,963,888	589,859	7,553,747	2,227,368	6,943,176
All Funds	5,213,927	8,057,808	658,174	8,715,982	3,517,224	8,059,584
3160 Temporary Appointments						
8000 General Fund	3,264	-	-	-	-	-
3400 Other Funds Ltd	5,824	-	-	-	-	-
6400 Federal Funds Ltd	50,381	-	-	-	-	-
All Funds	59,469	-	-	-	-	-
3170 Overtime Payments						
8000 General Fund	1,097	-	-	-	-	-
3400 Other Funds Ltd	1,962	-	-	-	-	-
6400 Federal Funds Ltd	24,436	-	-	-	-	-
All Funds	27,495	-	-	-	-	-
3180 Shift Differential						
8000 General Fund	16	-	-	-	-	-
3400 Other Funds Ltd	31	-	-	-	-	-
6400 Federal Funds Ltd	406	-	-	-	-	-

Housing & Community Svcs Dept **Agency Number: 91400**

Agency Worksheet - Revenues & Expenditures
2027-29 Biennium
Disaster Recovery & Resiliency

Version: V - 01 - Agency Request Budget
Cross Reference Number: 91400-060-00-00-00000

DESCRIPTION	2023-25 Actuals	2025-27 Leg Adopted Budget	2025-27 Emergency Boards	2025-27 Leg Approved Budget	2027-29 Base Budget	2027-29 Current Service Level
All Funds	453	-	-	-	-	-
3190 All Other Differential						
8000 General Fund	3,169	-	-	-	-	-
3400 Other Funds Ltd	5,832	-	-	-	-	-
6400 Federal Funds Ltd	76,996	-	-	-	-	-
All Funds	85,997	-	-	-	-	-
TOTAL SALARIES & WAGES						
8000 General Fund	214,490	662,184	30,521	692,705	762,240	588,792
3400 Other Funds Ltd	365,564	431,736	37,794	469,530	527,616	527,616
6400 Federal Funds Ltd	4,807,287	6,963,888	589,859	7,553,747	2,227,368	6,943,176
TOTAL SALARIES & WAGES	**$5,387,341**	**$8,057,808**	**$658,174**	**$8,715,982**	**$3,517,224**	**$8,059,584**
OTHER PAYROLL EXPENSES						
3210 Empl. Rel. Bd. Assessments						
8000 General Fund	57	216	-	216	237	237
3400 Other Funds Ltd	93	144	-	144	158	158
6400 Federal Funds Ltd	1,300	2,664	-	2,664	632	2,212
All Funds	1,450	3,024	-	3,024	1,027	2,607
3220 Public Employees' Retire Cont						
8000 General Fund	37,322	139,324	-	139,324	188,426	145,549
3400 Other Funds Ltd	61,995	90,837	-	90,837	130,427	130,427

Housing & Community Svcs Dept **Agency Number: 91400**

Agency Worksheet - Revenues & Expenditures **Version: V - 01 - Agency Request Budget**
2027-29 Biennium **Cross Reference Number: 91400-060-00-00-00000**
Disaster Recovery & Resiliency

DESCRIPTION	2023-25 Actuals	2025-27 Leg Adopted Budget	2025-27 Emergency Boards	2025-27 Leg Approved Budget	2027-29 Base Budget	2027-29 Current Service Level
6400 Federal Funds Ltd	832,798	1,465,198	-	1,465,198	550,606	1,716,354
All Funds	932,115	1,695,359	-	1,695,359	869,459	1,992,330
3221 Pension Obligation Bond						
8000 General Fund	10,188	25,968	-	25,968	-	-
3400 Other Funds Ltd	16,813	18,454	-	18,454	-	-
6400 Federal Funds Ltd	216,079	76,545	-	76,545	-	-
All Funds	243,080	120,967	-	120,967	-	-
3230 Social Security Taxes						
8000 General Fund	16,277	50,658	-	50,658	58,312	45,043
3400 Other Funds Ltd	27,738	33,028	-	33,028	40,362	40,362
6400 Federal Funds Ltd	364,178	532,740	-	532,740	170,394	531,154
All Funds	408,193	616,426	-	616,426	269,068	616,559
3240 Unemployment Assessments						
8000 General Fund	28	-	-	-	-	-
3400 Other Funds Ltd	40	-	-	-	-	-
6400 Federal Funds Ltd	251	-	-	-	-	-
All Funds	319	-	-	-	-	-
3241 Paid Family Medical Leave Insurance						
8000 General Fund	821	2,649	-	2,649	3,049	2,356
3400 Other Funds Ltd	1,402	1,727	-	1,727	2,111	2,111
6400 Federal Funds Ltd	18,490	27,858	-	27,858	8,910	27,774

Housing & Community Svcs Dept **Agency Number: 91400**

Agency Worksheet - Revenues & Expenditures
2027-29 Biennium
Disaster Recovery & Resiliency

Version: V - 01 - Agency Request Budget
Cross Reference Number: 91400-060-00-00-00000

DESCRIPTION	2023-25 Actuals	2025-27 Leg Adopted Budget	2025-27 Emergency Boards	2025-27 Leg Approved Budget	2027-29 Base Budget	2027-29 Current Service Level
All Funds	20,713	32,234	-	32,234	14,070	32,241
3250 Worker's Comp. Assess. (WCD)						
8000 General Fund	27	126	-	126	114	114
3400 Other Funds Ltd	50	84	-	84	76	76
6400 Federal Funds Ltd	790	1,554	-	1,554	304	1,064
All Funds	867	1,764	-	1,764	494	1,254
3260 Mass Transit Tax						
8000 General Fund	10,137	3,973	-	3,973	3,973	4,573
3400 Other Funds Ltd	21,663	2,824	-	2,824	2,824	3,166
All Funds	31,800	6,797	-	6,797	6,797	7,739
3270 Flexible Benefits						
8000 General Fund	39,985	127,224	-	127,224	132,480	132,480
3400 Other Funds Ltd	68,452	84,816	-	84,816	88,320	88,320
6400 Federal Funds Ltd	919,362	1,569,096	-	1,569,096	353,280	1,236,480
All Funds	1,027,799	1,781,136	-	1,781,136	574,080	1,457,280
3280 Other OPE						
8000 General Fund	4	-	-	-	-	-
3400 Other Funds Ltd	12	-	-	-	-	-
6400 Federal Funds Ltd	218	-	-	-	-	-
All Funds	234	-	-	-	-	-
TOTAL OTHER PAYROLL EXPENSES						

Housing & Community Svcs Dept ***Agency Number: 91400***

Agency Worksheet - Revenues & Expenditures **Version: V - 01 - Agency Request Budget**
2027-29 Biennium **Cross Reference Number: 91400-060-00-00-00000**
Disaster Recovery & Resiliency

DESCRIPTION	2023-25 Actuals	2025-27 Leg Adopted Budget	2025-27 Emergency Boards	2025-27 Leg Approved Budget	2027-29 Base Budget	2027-29 Current Service Level
8000 General Fund	114,846	350,138	-	350,138	386,591	330,352
3400 Other Funds Ltd	198,258	231,914	-	231,914	264,278	264,620
6400 Federal Funds Ltd	2,353,466	3,675,655	-	3,675,655	1,084,126	3,515,038
TOTAL OTHER PAYROLL EXPENSES	**$2,666,570**	**$4,257,707**	**-**	**$4,257,707**	**$1,734,995**	**$4,110,010**
P.S. BUDGET ADJUSTMENTS						
3455 Vacancy Savings						
8000 General Fund	-	(46,353)	-	(46,353)	(46,353)	(29,439)
3400 Other Funds Ltd	-	(23,530)	-	(23,530)	(23,530)	(26,381)
6400 Federal Funds Ltd	-	(97,596)	-	(97,596)	(97,596)	(347,159)
All Funds	-	(167,479)	-	(167,479)	(167,479)	(402,979)
3465 Reconciliation Adjustment						
3400 Other Funds Ltd	-	50,158	-	50,158	-	-
6400 Federal Funds Ltd	-	(169,159)	-	(169,159)	-	-
All Funds	-	(119,001)	-	(119,001)	-	-
TOTAL P.S. BUDGET ADJUSTMENTS						
8000 General Fund	-	(46,353)	-	(46,353)	(46,353)	(29,439)
3400 Other Funds Ltd	-	26,628	-	26,628	(23,530)	(26,381)
6400 Federal Funds Ltd	-	(266,755)	-	(266,755)	(97,596)	(347,159)
TOTAL P.S. BUDGET ADJUSTMENTS	**-**	**($286,480)**	**-**	**($286,480)**	**($167,479)**	**($402,979)**
TOTAL PERSONAL SERVICES						

Housing & Community Svcs Dept ***Agency Number: 91400***

Agency Worksheet - Revenues & Expenditures **Version: V - 01 - Agency Request Budget**
2027-29 Biennium **Cross Reference Number: 91400-060-00-00-00000**
Disaster Recovery & Resiliency

DESCRIPTION	2023-25 Actuals	2025-27 Leg Adopted Budget	2025-27 Emergency Boards	2025-27 Leg Approved Budget	2027-29 Base Budget	2027-29 Current Service Level
8000 General Fund	329,336	965,969	30,521	996,490	1,102,478	889,705
3400 Other Funds Ltd	563,822	690,278	37,794	728,072	768,364	765,855
6400 Federal Funds Ltd	7,160,753	10,372,788	589,859	10,962,647	3,213,898	10,111,055
TOTAL PERSONAL SERVICES	**$8,053,911**	**$12,029,035**	**$658,174**	**$12,687,209**	**$5,084,740**	**$11,766,615**
SERVICES & SUPPLIES						
4100 Instate Travel						
8000 General Fund	2,840	9,663	-	9,663	9,663	13,736
3400 Other Funds Ltd	16,584	-	-	-	-	1,800
6400 Federal Funds Ltd	29,648	56,550	-	56,550	56,550	62,555
All Funds	49,072	66,213	-	66,213	66,213	78,091
4125 Out of State Travel						
3400 Other Funds Ltd	5,174	-	-	-	-	-
6400 Federal Funds Ltd	13,234	-	-	-	-	-
All Funds	18,408	-	-	-	-	-
4150 Employee Training						
8000 General Fund	-	8,484	-	8,484	8,484	11,750
3400 Other Funds Ltd	2,187	-	-	-	-	1,425
6400 Federal Funds Ltd	6,889	62,640	-	62,640	62,640	68,233
All Funds	9,076	71,124	-	71,124	71,124	81,408
4175 Office Expenses						

Housing & Community Svcs Dept ***Agency Number: 91400***

Agency Worksheet - Revenues & Expenditures **Version: V - 01 - Agency Request Budget**
2027-29 Biennium **Cross Reference Number: 91400-060-00-00-00000**
Disaster Recovery & Resiliency

DESCRIPTION	2023-25 Actuals	2025-27 Leg Adopted Budget	2025-27 Emergency Boards	2025-27 Leg Approved Budget	2027-29 Base Budget	2027-29 Current Service Level
8000 General Fund	351	17,301	-	17,301	17,301	24,629
3400 Other Funds Ltd	87	-	-	-	-	3,240
6400 Federal Funds Ltd	1,727	101,500	-	101,500	101,500	112,469
All Funds	2,165	118,801	-	118,801	118,801	140,338
4200 Telecommunications						
8000 General Fund	-	6,064	-	6,064	6,064	8,521
3400 Other Funds Ltd	-	-	-	-	-	1,800
6400 Federal Funds Ltd	-	36,250	-	36,250	36,250	39,879
All Funds	-	42,314	-	42,314	42,314	50,200
4250 Data Processing						
8000 General Fund	-	7,072	-	7,072	7,072	10,059
3400 Other Funds Ltd	-	-	-	-	-	1,320
6400 Federal Funds Ltd	-	47,850	-	47,850	47,850	52,972
All Funds	-	54,922	-	54,922	54,922	64,351
4300 Professional Services						
8000 General Fund	21,515	-	-	-	-	183,827
3400 Other Funds Ltd	508,939	-	-	-	-	-
6400 Federal Funds Ltd	29,820,517	10,000,000	14,828,850	24,828,850	24,828,850	27,137,933
All Funds	30,350,971	10,000,000	14,828,850	24,828,850	24,828,850	27,321,760
4315 IT Professional Services						
6400 Federal Funds Ltd	-	1,500,000	-	1,500,000	1,500,000	1,639,500

Housing & Community Svcs Dept **Agency Number: 91400**

Agency Worksheet - Revenues & Expenditures **Version: V - 01 - Agency Request Budget**
2027-29 Biennium **Cross Reference Number: 91400-060-00-00-00000**
Disaster Recovery & Resiliency

DESCRIPTION	2023-25 Actuals	2025-27 Leg Adopted Budget	2025-27 Emergency Boards	2025-27 Leg Approved Budget	2027-29 Base Budget	2027-29 Current Service Level
4325 Attorney General						
8000 General Fund	82,235	-	-	-	-	-
3400 Other Funds Ltd	531,329	-	-	-	-	-
6400 Federal Funds Ltd	395,420	402,878	-	402,878	402,878	440,345
All Funds	1,008,984	402,878	-	402,878	402,878	440,345
4375 Employee Recruitment and Develop						
8000 General Fund	-	1,253	-	1,253	1,253	1,744
3400 Other Funds Ltd	45,248	-	-	-	-	215
6400 Federal Funds Ltd	-	10,150	-	10,150	10,150	11,060
All Funds	45,248	11,403	-	11,403	11,403	13,019
4400 Dues and Subscriptions						
3400 Other Funds Ltd	7	-	-	-	-	-
6400 Federal Funds Ltd	70,314	18,850	-	18,850	18,850	19,774
All Funds	70,321	18,850	-	18,850	18,850	19,774
4425 Facilities Rental and Taxes						
8000 General Fund	11,350	-	-	-	-	-
3400 Other Funds Ltd	153,153	-	-	-	-	-
6400 Federal Funds Ltd	367	-	-	-	-	-
All Funds	164,870	-	-	-	-	-
4575 Agency Program Related S and S						
8000 General Fund	78,292	-	-	-	-	-

Housing & Community Svcs Dept **Agency Number: 91400**

Agency Worksheet - Revenues & Expenditures
2027-29 Biennium
Disaster Recovery & Resiliency

Version: V - 01 - Agency Request Budget
Cross Reference Number: 91400-060-00-00-00000

DESCRIPTION	2023-25 Actuals	2025-27 Leg Adopted Budget	2025-27 Emergency Boards	2025-27 Leg Approved Budget	2027-29 Base Budget	2027-29 Current Service Level
3400 Other Funds Ltd	87,861	-	-	-	-	-
6400 Federal Funds Ltd	836	-	-	-	-	-
All Funds	166,989	-	-	-	-	-
4650 Other Services and Supplies						
8000 General Fund	-	29,466	-	29,466	29,466	45,610
3400 Other Funds Ltd	20,000	-	-	-	-	4,900
6400 Federal Funds Ltd	-	40,825	-	40,825	40,825	51,000
All Funds	20,000	70,291	-	70,291	70,291	101,510
4700 Expendable Prop 250 - 5000						
8000 General Fund	61	-	-	-	-	8,600
3400 Other Funds Ltd	86	-	-	-	-	4,300
6400 Federal Funds Ltd	4,044	134,850	-	134,850	134,850	184,458
All Funds	4,191	134,850	-	134,850	134,850	197,358
4715 IT Expendable Property						
8000 General Fund	6	13,221	-	13,221	13,221	18,869
3400 Other Funds Ltd	69	-	-	-	-	2,500
6400 Federal Funds Ltd	53,069	115,391	-	115,391	115,391	127,804
All Funds	53,144	128,612	-	128,612	128,612	149,173
TOTAL SERVICES & SUPPLIES						
8000 General Fund	196,650	92,524	-	92,524	92,524	327,345
3400 Other Funds Ltd	1,370,724	-	-	-	-	21,500

DESCRIPTION	2023-25 Actuals	2025-27 Leg Adopted Budget	2025-27 Emergency Boards	2025-27 Leg Approved Budget	2027-29 Base Budget	2027-29 Current Service Level
6400 Federal Funds Ltd	30,396,065	12,527,734	14,828,850	27,356,584	27,356,584	29,947,982
TOTAL SERVICES & SUPPLIES	**$31,963,439**	**$12,620,258**	**$14,828,850**	**$27,449,108**	**$27,449,108**	**$30,296,827**
SPECIAL PAYMENTS						
6015 Dist to Cities						
6400 Federal Funds Ltd	184,403	-	-	-	-	-
6020 Dist to Counties						
3400 Other Funds Ltd	22,968,396	-	-	-	-	-
6400 Federal Funds Ltd	168,937	-	-	-	-	-
All Funds	23,137,333	-	-	-	-	-
6025 Dist to Other Gov Unit						
3400 Other Funds Ltd	10,429,898	-	-	-	-	-
6400 Federal Funds Ltd	15,260	-	-	-	-	-
All Funds	10,445,158	-	-	-	-	-
6030 Dist to Non-Gov Units						
3400 Other Funds Ltd	2,347,179	-	-	-	-	-
6400 Federal Funds Ltd	11,963,494	-	-	-	-	-
All Funds	14,310,673	-	-	-	-	-
6048 Spc Pmt to Public Universities						
3400 Other Funds Ltd	50,000	-	-	-	-	-
6400 Federal Funds Ltd	12,229	-	-	-	-	-

Housing & Community Svcs Dept ***Agency Number: 91400***

Agency Worksheet - Revenues & Expenditures **Version: V - 01 - Agency Request Budget**
2027-29 Biennium **Cross Reference Number: 91400-060-00-00-00000**
Disaster Recovery & Resiliency

DESCRIPTION	2023-25 Actuals	2025-27 Leg Adopted Budget	2025-27 Emergency Boards	2025-27 Leg Approved Budget	2027-29 Base Budget	2027-29 Current Service Level
All Funds	62,229	-	-	-	-	-
6050 Dist to Non-Profit Organizations						
3400 Other Funds Ltd	12,370,202	-	-	-	-	-
6400 Federal Funds Ltd	3,873,866	-	-	-	-	-
All Funds	16,244,068	-	-	-	-	-
6085 Other Special Payments						
3400 Other Funds Ltd	1,904,324	7,309,722	-	7,309,722	7,309,722	7,667,898
6400 Federal Funds Ltd	1,117,674	144,485,419	43,171,150	187,656,569	187,656,569	196,851,741
All Funds	3,021,998	151,795,141	43,171,150	194,966,291	194,966,291	204,519,639
TOTAL SPECIAL PAYMENTS						
3400 Other Funds Ltd	50,069,999	7,309,722	-	7,309,722	7,309,722	7,667,898
6400 Federal Funds Ltd	17,335,863	144,485,419	43,171,150	187,656,569	187,656,569	196,851,741
TOTAL SPECIAL PAYMENTS	**$67,405,862**	**$151,795,141**	**$43,171,150**	**$194,966,291**	**$194,966,291**	**$204,519,639**
EXPENDITURES						
8000 General Fund	525,986	1,058,493	30,521	1,089,014	1,195,002	1,217,050
3400 Other Funds Ltd	52,004,545	8,000,000	37,794	8,037,794	8,078,086	8,455,253
6400 Federal Funds Ltd	54,892,681	167,385,941	58,589,859	225,975,800	218,227,051	236,910,778
TOTAL EXPENDITURES	**$107,423,212**	**$176,444,434**	**$58,658,174**	**$235,102,608**	**$227,500,139**	**$246,583,081**
REVERSIONS						
9900 Reversions						

Housing & Community Svcs Dept ***Agency Number: 91400***

Agency Worksheet - Revenues & Expenditures **Version: V - 01 - Agency Request Budget**
2027-29 Biennium **Cross Reference Number: 91400-060-00-00-00000**
Disaster Recovery & Resiliency

DESCRIPTION	2023-25 Actuals	2025-27 Leg Adopted Budget	2025-27 Emergency Boards	2025-27 Leg Approved Budget	2027-29 Base Budget	2027-29 Current Service Level
8000 General Fund	(420,484)	-	-	-	-	-
ENDING BALANCE						
8000 General Fund	-	-	-	-	-	-
3400 Other Funds Ltd	906,337	12,521,376	(37,794)	12,483,582	377,167	-
6400 Federal Funds Ltd	-	-	-	-	18,683,727	-
TOTAL ENDING BALANCE	**$906,337**	**$12,521,376**	**($37,794)**	**$12,483,582**	**$19,060,894**	**-**
AUTHORIZED POSITIONS						
8150 Class/Unclass Positions	42	42	-	42	13	33
AUTHORIZED FTE POSITIONS						
8250 Class/Unclass FTE Positions	42.00	42.00	-	42.00	13.00	33.00

Housing & Community Svcs Dept ***Agency Number: 91400***

Agency Worksheet - Revenues & Expenditures **Version: V - 01 - Agency Request Budget**
2027-29 Biennium **Cross Reference Number: 91400-070-00-00-00000**
Central Services

DESCRIPTION	2023-25 Actuals	2025-27 Leg Adopted Budget	2025-27 Emergency Boards	2025-27 Leg Approved Budget	2027-29 Base Budget	2027-29 Current Service Level
BEGINNING BALANCE						
0025 Beginning Balance						
3400 Other Funds Ltd	-	4,586,371	-	4,586,371	-	-
REVENUE CATEGORIES						
GENERAL FUND APPROPRIATION						
0050 General Fund Appropriation						
8000 General Fund	6,438,880	10,711,336	(158,674)	10,552,662	11,833,972	12,342,566
CHARGES FOR SERVICES						
0415 Admin and Service Charges						
3400 Other Funds Ltd	2,578	-	-	-	-	-
INTEREST EARNINGS						
0605 Interest Income						
3400 Other Funds Ltd	3,046,210	2,928,000	-	2,928,000	-	-
OTHER						
0975 Other Revenues						
3400 Other Funds Ltd	-	6,240	-	6,240	-	-
FEDERAL FUNDS REVENUE						
0995 Federal Funds						
6400 Federal Funds Ltd	13,247,021	-	134,421	134,421	-	-
TRANSFERS IN						
1010 Transfer In - Intrafund						

Housing & Community Svcs Dept ***Agency Number: 91400***

Agency Worksheet - Revenues & Expenditures **Version: V - 01 - Agency Request Budget**
2027-29 Biennium **Cross Reference Number: 91400-070-00-00-00000**
Central Services

DESCRIPTION	2023-25 Actuals	2025-27 Leg Adopted Budget	2025-27 Emergency Boards	2025-27 Leg Approved Budget	2027-29 Base Budget	2027-29 Current Service Level
3400 Other Funds Ltd	26,404,934	44,767,214	-	44,767,214	51,493,179	51,493,179
6400 Federal Funds Ltd	-	6,320,777	-	6,320,777	6,539,954	6,539,954
All Funds	26,404,934	51,087,991	-	51,087,991	58,033,133	58,033,133
1443 Tsfr From Oregon Health Authority						
3400 Other Funds Ltd	-	477,300	-	477,300	-	-
TOTAL TRANSFERS IN						
3400 Other Funds Ltd	26,404,934	45,244,514	-	45,244,514	51,493,179	51,493,179
6400 Federal Funds Ltd	-	6,320,777	-	6,320,777	6,539,954	6,539,954
TOTAL TRANSFERS IN	**$26,404,934**	**$51,565,291**	**-**	**$51,565,291**	**$58,033,133**	**$58,033,133**
REVENUES						
8000 General Fund	6,438,880	10,711,336	(158,674)	10,552,662	11,833,972	12,342,566
3400 Other Funds Ltd	29,453,722	48,178,754	-	48,178,754	51,493,179	51,493,179
6400 Federal Funds Ltd	13,247,021	6,320,777	134,421	6,455,198	6,539,954	6,539,954
TOTAL REVENUES	**$49,139,623**	**$65,210,867**	**($24,253)**	**$65,186,614**	**$69,867,105**	**$70,375,699**
AVAILABLE REVENUES						
8000 General Fund	6,438,880	10,711,336	(158,674)	10,552,662	11,833,972	12,342,566
3400 Other Funds Ltd	29,453,722	52,765,125	-	52,765,125	51,493,179	51,493,179
6400 Federal Funds Ltd	13,247,021	6,320,777	134,421	6,455,198	6,539,954	6,539,954
TOTAL AVAILABLE REVENUES	**$49,139,623**	**$69,797,238**	**($24,253)**	**$69,772,985**	**$69,867,105**	**$70,375,699**
EXPENDITURES						

Housing & Community Svcs Dept **Agency Number: 91400**

Agency Worksheet - Revenues & Expenditures
2027-29 Biennium
Central Services

Version: V - 01 - Agency Request Budget
Cross Reference Number: 91400-070-00-00-00000

DESCRIPTION	2023-25 Actuals	2025-27 Leg Adopted Budget	2025-27 Emergency Boards	2025-27 Leg Approved Budget	2027-29 Base Budget	2027-29 Current Service Level
PERSONAL SERVICES						
SALARIES & WAGES						
3110 Class/Unclass Sal. and Per Diem						
8000 General Fund	4,277,336	6,011,681	(158,674)	5,853,007	6,529,428	6,529,428
3400 Other Funds Ltd	12,926,939	22,781,945	1,274,631	24,056,576	26,106,250	26,106,250
6400 Federal Funds Ltd	6,761,263	2,910,783	134,421	3,045,204	3,320,596	3,320,596
All Funds	23,965,538	31,704,409	1,250,378	32,954,787	35,956,274	35,956,274
3115 Board Member Stipend						
8000 General Fund	794	-	-	-	-	-
3400 Other Funds Ltd	3,135	-	-	-	-	-
6400 Federal Funds Ltd	1,679	-	-	-	-	-
All Funds	5,608	-	-	-	-	-
3160 Temporary Appointments						
8000 General Fund	15,708	-	-	-	-	-
3400 Other Funds Ltd	45,005	83,035	-	83,035	83,035	87,104
6400 Federal Funds Ltd	22,749	722	-	722	722	757
All Funds	83,462	83,757	-	83,757	83,757	87,861
3170 Overtime Payments						
8000 General Fund	33,400	-	-	-	-	-
3400 Other Funds Ltd	112,507	-	-	-	-	-
6400 Federal Funds Ltd	59,240	-	-	-	-	-

Housing & Community Svcs Dept **Agency Number: 91400**

Agency Worksheet - Revenues & Expenditures
2027-29 Biennium
Central Services

Version: V - 01 - Agency Request Budget
Cross Reference Number: 91400-070-00-00-00000

DESCRIPTION	2023-25 Actuals	2025-27 Leg Adopted Budget	2025-27 Emergency Boards	2025-27 Leg Approved Budget	2027-29 Base Budget	2027-29 Current Service Level
All Funds	205,147	-	-	-	-	-
3180 Shift Differential						
8000 General Fund	254	-	-	-	-	-
3400 Other Funds Ltd	692	-	-	-	-	-
6400 Federal Funds Ltd	406	-	-	-	-	-
All Funds	1,352	-	-	-	-	-
3190 All Other Differential						
8000 General Fund	40,450	-	-	-	-	-
3400 Other Funds Ltd	128,192	11,449	-	11,449	11,449	12,010
6400 Federal Funds Ltd	65,346	150	-	150	150	157
All Funds	233,988	11,599	-	11,599	11,599	12,167
TOTAL SALARIES & WAGES						
8000 General Fund	4,367,942	6,011,681	(158,674)	5,853,007	6,529,428	6,529,428
3400 Other Funds Ltd	13,216,470	22,876,429	1,274,631	24,151,060	26,200,734	26,205,364
6400 Federal Funds Ltd	6,910,683	2,911,655	134,421	3,046,076	3,321,468	3,321,510
TOTAL SALARIES & WAGES	**$24,495,095**	**$31,799,765**	**$1,250,378**	**$33,050,143**	**$36,051,630**	**$36,056,302**
OTHER PAYROLL EXPENSES						
3210 Empl. Rel. Bd. Assessments						
8000 General Fund	1,120	2,130	-	2,130	2,129	2,129
3400 Other Funds Ltd	3,348	8,097	-	8,097	8,781	8,781

Housing & Community Svcs Dept ***Agency Number: 91400***

Agency Worksheet - Revenues & Expenditures **Version: V - 01 - Agency Request Budget**
2027-29 Biennium **Cross Reference Number: 91400-070-00-00-00000**
Central Services

DESCRIPTION	2023-25 Actuals	2025-27 Leg Adopted Budget	2025-27 Emergency Boards	2025-27 Leg Approved Budget	2027-29 Base Budget	2027-29 Current Service Level
6400 Federal Funds Ltd	1,766	1,055	-	1,055	1,143	1,143
All Funds	6,234	11,282	-	11,282	12,053	12,053
3220 Public Employees' Retire Cont						
8000 General Fund	790,511	1,264,859	-	1,264,859	1,614,073	1,614,073
3400 Other Funds Ltd	2,411,600	4,794,368	-	4,794,368	6,454,694	6,454,833
6400 Federal Funds Ltd	1,239,067	612,464	-	612,464	820,886	820,888
All Funds	4,441,178	6,671,691	-	6,671,691	8,889,653	8,889,794
3221 Pension Obligation Bond						
8000 General Fund	204,381	111,502	-	111,502	-	-
3400 Other Funds Ltd	617,254	829,875	-	829,875	-	-
6400 Federal Funds Ltd	321,894	261,496	-	261,496	-	-
All Funds	1,143,529	1,202,873	-	1,202,873	-	-
3230 Social Security Taxes						
8000 General Fund	329,335	458,262	-	458,262	496,537	496,537
3400 Other Funds Ltd	995,361	1,733,196	-	1,733,196	1,978,297	1,978,651
6400 Federal Funds Ltd	520,464	220,687	-	220,687	250,868	250,872
All Funds	1,845,160	2,412,145	-	2,412,145	2,725,702	2,726,060
3240 Unemployment Assessments						
8000 General Fund	10,428	-	-	-	-	-
3400 Other Funds Ltd	53,579	4,482	-	4,482	4,482	4,702
6400 Federal Funds Ltd	2,260	25	-	25	25	26

Housing & Community Svcs Dept ***Agency Number: 91400***

Agency Worksheet - Revenues & Expenditures **Version: V - 01 - Agency Request Budget**
2027-29 Biennium **Cross Reference Number: 91400-070-00-00-00000**
Central Services

DESCRIPTION	2023-25 Actuals	2025-27 Leg Adopted Budget	2025-27 Emergency Boards	2025-27 Leg Approved Budget	2027-29 Base Budget	2027-29 Current Service Level
All Funds	66,267	4,507	-	4,507	4,507	4,728
3241 Paid Family Medical Leave Insurance						
8000 General Fund	15,376	23,945	-	23,945	25,930	25,930
3400 Other Funds Ltd	46,678	90,064	-	90,064	102,770	102,772
6400 Federal Funds Ltd	24,440	11,517	-	11,517	13,081	13,081
All Funds	86,494	125,526	-	125,526	141,781	141,783
3250 Worker's Comp. Assess. (WCD)						
8000 General Fund	702	1,240	-	1,240	1,028	1,028
3400 Other Funds Ltd	2,131	4,729	-	4,729	4,215	4,215
6400 Federal Funds Ltd	1,121	613	-	613	575	575
All Funds	3,954	6,582	-	6,582	5,818	5,818
3260 Mass Transit Tax						
8000 General Fund	35,948	15,065	-	15,065	15,065	39,177
3400 Other Funds Ltd	111,003	127,270	-	127,270	127,270	157,231
6400 Federal Funds Ltd	(67)	-	-	-	-	-
All Funds	146,884	142,335	-	142,335	142,335	196,408
3270 Flexible Benefits						
8000 General Fund	812,525	1,257,500	-	1,257,500	1,193,650	1,193,650
3400 Other Funds Ltd	2,469,849	4,765,333	-	4,765,333	4,915,179	4,915,179
6400 Federal Funds Ltd	1,309,320	629,921	-	629,921	647,651	647,651
All Funds	4,591,694	6,652,754	-	6,652,754	6,756,480	6,756,480

Housing & Community Svcs Dept **Agency Number: 91400**

Agency Worksheet - Revenues & Expenditures **Version: V - 01 - Agency Request Budget**
2027-29 Biennium **Cross Reference Number: 91400-070-00-00-00000**
Central Services

DESCRIPTION	2023-25 Actuals	2025-27 Leg Adopted Budget	2025-27 Emergency Boards	2025-27 Leg Approved Budget	2027-29 Base Budget	2027-29 Current Service Level
3280 Other OPE						
8000 General Fund	522	-	-	-	-	-
3400 Other Funds Ltd	1,521	-	-	-	-	-
6400 Federal Funds Ltd	751	16	-	16	16	16
All Funds	2,794	16	-	16	16	16
TOTAL OTHER PAYROLL EXPENSES						
8000 General Fund	2,200,848	3,134,503	-	3,134,503	3,348,412	3,372,524
3400 Other Funds Ltd	6,712,324	12,357,414	-	12,357,414	13,595,688	13,626,364
6400 Federal Funds Ltd	3,421,016	1,737,794	-	1,737,794	1,734,245	1,734,252
TOTAL OTHER PAYROLL EXPENSES	**$12,334,188**	**$17,229,711**	**-**	**$17,229,711**	**$18,678,345**	**$18,733,140**
P.S. BUDGET ADJUSTMENTS						
3455 Vacancy Savings						
8000 General Fund	-	(271,570)	-	(271,570)	(271,570)	(326,472)
3400 Other Funds Ltd	-	(1,133,111)	-	(1,133,111)	(1,133,111)	(1,310,268)
6400 Federal Funds Ltd	-	(156,469)	-	(156,469)	(156,469)	(166,074)
All Funds	-	(1,561,150)	-	(1,561,150)	(1,561,150)	(1,802,814)
3465 Reconciliation Adjustment						
8000 General Fund	-	(390,980)	-	(390,980)	-	-
3400 Other Funds Ltd	-	(186,159)	-	(186,159)	-	-
6400 Federal Funds Ltd	-	95,393	-	95,393	-	-

Housing & Community Svcs Dept ***Agency Number: 91400***

Agency Worksheet - Revenues & Expenditures **Version: V - 01 - Agency Request Budget**
2027-29 Biennium **Cross Reference Number: 91400-070-00-00-00000**
Central Services

DESCRIPTION	*2023-25 Actuals*	*2025-27 Leg Adopted Budget*	*2025-27 Emergency Boards*	*2025-27 Leg Approved Budget*	*2027-29 Base Budget*	*2027-29 Current Service Level*
All Funds	-	(481,746)	-	(481,746)	-	-
TOTAL P.S. BUDGET ADJUSTMENTS						
8000 General Fund	-	(662,550)	-	(662,550)	(271,570)	(326,472)
3400 Other Funds Ltd	-	(1,319,270)	-	(1,319,270)	(1,133,111)	(1,310,268)
6400 Federal Funds Ltd	-	(61,076)	-	(61,076)	(156,469)	(166,074)
TOTAL P.S. BUDGET ADJUSTMENTS	**-**	**($2,042,896)**	**-**	**($2,042,896)**	**($1,561,150)**	**($1,802,814)**
TOTAL PERSONAL SERVICES						
8000 General Fund	6,568,790	8,483,634	(158,674)	8,324,960	9,606,270	9,575,480
3400 Other Funds Ltd	19,928,794	33,914,573	1,274,631	35,189,204	38,663,311	38,521,460
6400 Federal Funds Ltd	10,331,699	4,588,373	134,421	4,722,794	4,899,244	4,889,688
TOTAL PERSONAL SERVICES	**$36,829,283**	**$46,986,580**	**$1,250,378**	**$48,236,958**	**$53,168,825**	**$52,986,628**
SERVICES & SUPPLIES						
4100 Instate Travel						
8000 General Fund	7,255	36,219	-	36,219	36,219	37,994
3400 Other Funds Ltd	25,333	172,709	-	172,709	172,709	181,172
6400 Federal Funds Ltd	11,148	43,298	-	43,298	43,298	45,420
All Funds	43,736	252,226	-	252,226	252,226	264,586
4125 Out of State Travel						
8000 General Fund	21,809	-	-	-	-	-
3400 Other Funds Ltd	77,339	59,013	-	59,013	59,013	61,905

Housing & Community Svcs Dept ***Agency Number: 91400***

Agency Worksheet - Revenues & Expenditures **Version: V - 01 - Agency Request Budget**
2027-29 Biennium **Cross Reference Number: 91400-070-00-00-00000**
Central Services

DESCRIPTION	2023-25 Actuals	2025-27 Leg Adopted Budget	2025-27 Emergency Boards	2025-27 Leg Approved Budget	2027-29 Base Budget	2027-29 Current Service Level
6400 Federal Funds Ltd	33,778	6,670	-	6,670	6,670	6,997
All Funds	132,926	65,683	-	65,683	65,683	68,902
4150 Employee Training						
8000 General Fund	45,787	29,426	-	29,426	29,426	30,869
3400 Other Funds Ltd	159,530	143,546	-	143,546	143,546	150,580
6400 Federal Funds Ltd	77,656	44,970	-	44,970	44,970	47,173
All Funds	282,973	217,942	-	217,942	217,942	228,622
4175 Office Expenses						
8000 General Fund	12,037	65,196	-	65,196	65,196	68,391
3400 Other Funds Ltd	42,687	373,784	-	373,784	373,784	392,099
6400 Federal Funds Ltd	16,361	70,124	-	70,124	70,124	73,561
All Funds	71,085	509,104	-	509,104	509,104	534,051
4200 Telecommunications						
8000 General Fund	91,774	25,323	-	25,323	25,323	26,564
3400 Other Funds Ltd	338,117	147,809	-	147,809	147,809	155,052
6400 Federal Funds Ltd	122,590	23,589	-	23,589	23,589	24,745
All Funds	552,481	196,721	-	196,721	196,721	206,361
4225 State Gov. Service Charges						
8000 General Fund	1,046,691	976,363	-	976,363	976,363	1,454,428
3400 Other Funds Ltd	3,583,731	5,699,530	-	5,699,530	5,699,530	6,274,169
6400 Federal Funds Ltd	1,058,518	751,648	-	751,648	751,648	782,312

Housing & Community Svcs Dept **Agency Number: 91400**

Agency Worksheet - Revenues & Expenditures
2027-29 Biennium
Central Services

Version: V - 01 - Agency Request Budget
Cross Reference Number: 91400-070-00-00-00000

DESCRIPTION	2023-25 Actuals	2025-27 Leg Adopted Budget	2025-27 Emergency Boards	2025-27 Leg Approved Budget	2027-29 Base Budget	2027-29 Current Service Level
All Funds	5,688,940	7,427,541	-	7,427,541	7,427,541	8,510,909
4250 Data Processing						
8000 General Fund	8,863	30,951	-	30,951	30,951	32,468
3400 Other Funds Ltd	34,674	730,295	-	730,295	730,295	766,078
6400 Federal Funds Ltd	13,411	27,885	-	27,885	27,885	29,249
All Funds	56,948	789,131	-	789,131	789,131	827,795
4275 Publicity and Publications						
3400 Other Funds Ltd	-	13,270	-	13,270	13,270	13,920
4300 Professional Services						
8000 General Fund	646,821	-	-	-	-	-
3400 Other Funds Ltd	2,270,627	421,824	-	421,824	421,824	461,054
6400 Federal Funds Ltd	387,204	-	-	-	-	-
All Funds	3,304,652	421,824	-	421,824	421,824	461,054
4315 IT Professional Services						
3400 Other Funds Ltd	-	4,094	-	4,094	4,094	4,476
4325 Attorney General						
8000 General Fund	106,460	-	-	-	-	-
3400 Other Funds Ltd	347,629	193,779	-	193,779	193,779	211,800
6400 Federal Funds Ltd	139,693	-	-	-	-	-
All Funds	593,782	193,779	-	193,779	193,779	211,800
4375 Employee Recruitment and Develop						

Housing & Community Svcs Dept **Agency Number: 91400**

Agency Worksheet - Revenues & Expenditures **Version: V - 01 - Agency Request Budget**
2027-29 Biennium **Cross Reference Number: 91400-070-00-00-00000**
Central Services

DESCRIPTION	2023-25 Actuals	2025-27 Leg Adopted Budget	2025-27 Emergency Boards	2025-27 Leg Approved Budget	2027-29 Base Budget	2027-29 Current Service Level
8000 General Fund	11,541	4,440	-	4,440	4,440	4,657
3400 Other Funds Ltd	52,293	15,840	-	15,840	15,840	16,617
6400 Federal Funds Ltd	8,761	5,061	-	5,061	5,061	5,308
All Funds	72,595	25,341	-	25,341	25,341	26,582
4400 Dues and Subscriptions						
8000 General Fund	40,758	-	-	-	-	-
3400 Other Funds Ltd	140,488	96,552	-	96,552	96,552	101,283
6400 Federal Funds Ltd	67,338	-	-	-	-	-
All Funds	248,584	96,552	-	96,552	96,552	101,283
4425 Facilities Rental and Taxes						
8000 General Fund	489,268	412,503	-	412,503	412,503	432,716
3400 Other Funds Ltd	1,446,569	2,406,552	-	2,406,552	2,406,552	2,524,473
6400 Federal Funds Ltd	602,979	317,575	-	317,575	317,575	333,136
All Funds	2,538,816	3,136,630	-	3,136,630	3,136,630	3,290,325
4475 Facilities Maintenance						
8000 General Fund	2,641	-	-	-	-	-
3400 Other Funds Ltd	7,406	14,627	-	14,627	14,627	15,344
6400 Federal Funds Ltd	2,998	2,437	-	2,437	2,437	2,556
All Funds	13,045	17,064	-	17,064	17,064	17,900
4575 Agency Program Related S and S						
8000 General Fund	1,945	-	-	-	-	-

Housing & Community Svcs Dept **Agency Number: 91400**

Agency Worksheet - Revenues & Expenditures
2027-29 Biennium
Central Services

Version: V - 01 - Agency Request Budget
Cross Reference Number: 91400-070-00-00-00000

DESCRIPTION	2023-25 Actuals	2025-27 Leg Adopted Budget	2025-27 Emergency Boards	2025-27 Leg Approved Budget	2027-29 Base Budget	2027-29 Current Service Level
3400 Other Funds Ltd	7,384	195,530	-	195,530	195,530	205,111
6400 Federal Funds Ltd	3,391	-	-	-	-	-
All Funds	12,720	195,530	-	195,530	195,530	205,111
4650 Other Services and Supplies						
8000 General Fund	11,401	487,570	-	487,570	487,570	511,461
3400 Other Funds Ltd	46,399	680,851	-	680,851	680,851	714,213
6400 Federal Funds Ltd	8,498	184,831	-	184,831	184,831	193,887
All Funds	66,298	1,353,252	-	1,353,252	1,353,252	1,419,561
4700 Expendable Prop 250 - 5000						
8000 General Fund	2,140	94,005	-	94,005	94,005	98,611
3400 Other Funds Ltd	8,213	200,487	-	200,487	200,487	210,310
6400 Federal Funds Ltd	4,187	23,476	-	23,476	23,476	24,626
All Funds	14,540	317,968	-	317,968	317,968	333,547
4715 IT Expendable Property						
8000 General Fund	260,065	51,625	-	51,625	51,625	54,156
3400 Other Funds Ltd	936,509	404,738	-	404,738	404,738	424,570
6400 Federal Funds Ltd	356,811	66,665	-	66,665	66,665	69,933
All Funds	1,553,385	523,028	-	523,028	523,028	548,659
TOTAL SERVICES & SUPPLIES						
8000 General Fund	2,807,256	2,213,621	-	2,213,621	2,213,621	2,752,315
3400 Other Funds Ltd	9,524,928	11,974,830	-	11,974,830	11,974,830	12,884,226

Housing & Community Svcs Dept ***Agency Number: 91400***

Agency Worksheet - Revenues & Expenditures **Version: V - 01 - Agency Request Budget**
2027-29 Biennium **Cross Reference Number: 91400-070-00-00-00000**
Central Services

DESCRIPTION	2023-25 Actuals	2025-27 Leg Adopted Budget	2025-27 Emergency Boards	2025-27 Leg Approved Budget	2027-29 Base Budget	2027-29 Current Service Level
6400 Federal Funds Ltd	2,915,322	1,568,229	-	1,568,229	1,568,229	1,638,903
TOTAL SERVICES & SUPPLIES	**$15,247,506**	**$15,756,680**	**-**	**$15,756,680**	**$15,756,680**	**$17,275,444**
CAPITAL OUTLAY						
5550 Data Processing Software						
8000 General Fund	-	14,081	-	14,081	14,081	14,771
3400 Other Funds Ltd	-	83,406	-	83,406	83,406	87,493
6400 Federal Funds Ltd	-	10,832	-	10,832	10,832	11,363
All Funds	-	108,319	-	108,319	108,319	113,627
SPECIAL PAYMENTS						
6660 Spc Pmt to Land Conservation Dev						
8000 General Fund	433,539	-	-	-	-	-
EXPENDITURES						
8000 General Fund	9,809,585	10,711,336	(158,674)	10,552,662	11,833,972	12,342,566
3400 Other Funds Ltd	29,453,722	45,972,809	1,274,631	47,247,440	50,721,547	51,493,179
6400 Federal Funds Ltd	13,247,021	6,167,434	134,421	6,301,855	6,478,305	6,539,954
TOTAL EXPENDITURES	**$52,510,328**	**$62,851,579**	**$1,250,378**	**$64,101,957**	**$69,033,824**	**$70,375,699**
REVERSIONS						
9900 Reversions						
8000 General Fund	3,370,705	-	-	-	-	-
ENDING BALANCE						

Housing & Community Svcs Dept ***Agency Number: 91400***

Agency Worksheet - Revenues & Expenditures **Version: V - 01 - Agency Request Budget**
2027-29 Biennium **Cross Reference Number: 91400-070-00-00-00000**
Central Services

DESCRIPTION	2023-25 Actuals	2025-27 Leg Adopted Budget	2025-27 Emergency Boards	2025-27 Leg Approved Budget	2027-29 Base Budget	2027-29 Current Service Level
8000 General Fund	-	-	-	-	-	-
3400 Other Funds Ltd	-	6,792,316	(1,274,631)	5,517,685	771,632	-
6400 Federal Funds Ltd	-	153,343	-	153,343	61,649	-
TOTAL ENDING BALANCE	**-**	**$6,945,659**	**($1,274,631)**	**$5,671,028**	**$833,281**	**-**
AUTHORIZED POSITIONS						
8150 Class/Unclass Positions	156	158	(2)	156	153	153
8180 Position Reconciliation	-	(1)	-	(1)	-	-
TOTAL AUTHORIZED POSITIONS	**156**	**157**	**(2)**	**155**	**153**	**153**
AUTHORIZED FTE POSITIONS						
8250 Class/Unclass FTE Positions	152.35	156.90	(1.50)	155.40	153.00	153.00

Housing & Community Svcs Dept ***Agency Number: 91400***

Agency Worksheet - Revenues & Expenditures **Version: V - 01 - Agency Request Budget**
2027-29 Biennium **Cross Reference Number: 91400-080-00-00-00000**
Bond Activities and Debt Service

DESCRIPTION	2023-25 Actuals	2025-27 Leg Adopted Budget	2025-27 Emergency Boards	2025-27 Leg Approved Budget	2027-29 Base Budget	2027-29 Current Service Level
BEGINNING BALANCE						
0025 Beginning Balance						
4430 Lottery Funds Debt Svc Ltd	987,646	-	-	-	-	-
3200 Other Funds Non-Ltd	295,235,725	556,204,896	-	556,204,896	129,253,117	129,253,117
3400 Other Funds Ltd	15,163,599	1,285,108	-	1,285,108	251,081	251,081
All Funds	311,386,970	557,490,004	-	557,490,004	129,504,198	129,504,198
0030 Beginning Balance Adjustment						
3200 Other Funds Non-Ltd	-	-	-	-	80,702,773	80,702,773
3230 Other Funds Debt Svc Non-Ltd	-	-	-	-	419,207,410	419,207,410
3400 Other Funds Ltd	-	-	890,000	890,000	13,915,284	13,915,284
All Funds	-	-	890,000	890,000	513,825,467	513,825,467
TOTAL BEGINNING BALANCE						
4430 Lottery Funds Debt Svc Ltd	987,646	-	-	-	-	-
3200 Other Funds Non-Ltd	295,235,725	556,204,896	-	556,204,896	209,955,890	209,955,890
3230 Other Funds Debt Svc Non-Ltd	-	-	-	-	419,207,410	419,207,410
3400 Other Funds Ltd	15,163,599	1,285,108	890,000	2,175,108	14,166,365	14,166,365
TOTAL BEGINNING BALANCE	**$311,386,970**	**$557,490,004**	**$890,000**	**$558,380,004**	**$643,329,665**	**$643,329,665**
REVENUE CATEGORIES						
GENERAL FUND APPROPRIATION						
0050 General Fund Appropriation						

Housing & Community Svcs Dept ***Agency Number: 91400***

Agency Worksheet - Revenues & Expenditures **Version: V - 01 - Agency Request Budget**
2027-29 Biennium **Cross Reference Number: 91400-080-00-00-00000**
Bond Activities and Debt Service

DESCRIPTION	2023-25 Actuals	2025-27 Leg Adopted Budget	2025-27 Emergency Boards	2025-27 Leg Approved Budget	2027-29 Base Budget	2027-29 Current Service Level
8000 General Fund	217,107	-	280,201	280,201	280,201	440,025
8030 General Fund Debt Svc	126,667,431	252,448,139	(66,280,201)	186,167,938	379,285,440	379,285,440
All Funds	126,884,538	252,448,139	(66,000,000)	186,448,139	379,565,641	379,725,465
FINES, RENTS AND ROYALTIES						
0505 Fines and Forfeitures						
3200 Other Funds Non-Ltd	1,810	-	-	-	-	-
BOND SALES						
0555 General Fund Obligation Bonds						
3400 Other Funds Ltd	-	5,544,194	-	5,544,194	-	-
0570 Revenue Bonds						
3200 Other Funds Non-Ltd	484,605,000	-	-	-	-	-
0575 Refunding Bonds						
3230 Other Funds Debt Svc Non-Ltd	5,083,502	-	-	-	-	-
TOTAL BOND SALES						
3200 Other Funds Non-Ltd	484,605,000	-	-	-	-	-
3230 Other Funds Debt Svc Non-Ltd	5,083,502	-	-	-	-	-
3400 Other Funds Ltd	-	5,544,194	-	5,544,194	-	-
TOTAL BOND SALES	**$489,688,502**	**$5,544,194**	**-**	**$5,544,194**	**-**	**-**
INTEREST EARNINGS						
0605 Interest Income						

Housing & Community Svcs Dept **Agency Number: 91400**

Agency Worksheet - Revenues & Expenditures
2027-29 Biennium
Bond Activities and Debt Service

Version: V - 01 - Agency Request Budget
Cross Reference Number: 91400-080-00-00-00000

DESCRIPTION	2023-25 Actuals	2025-27 Leg Adopted Budget	2025-27 Emergency Boards	2025-27 Leg Approved Budget	2027-29 Base Budget	2027-29 Current Service Level
3200 Other Funds Non-Ltd	103,268,850	89,736,000	-	89,736,000	120,491,514	120,491,514
3400 Other Funds Ltd	74,601	1,791,588	-	1,791,588	-	-
3430 Other Funds Debt Svc Ltd	698,213	-	72,343,000	72,343,000	-	-
All Funds	104,041,664	91,527,588	72,343,000	163,870,588	120,491,514	120,491,514
LOAN REPAYMENT						
0930 Housing Div Loan Repayments						
3200 Other Funds Non-Ltd	128,830,005	124,920,000	-	124,920,000	266,735,906	266,735,906
OTHER						
0975 Other Revenues						
3200 Other Funds Non-Ltd	66,608	-	-	-	-	-
FEDERAL FUNDS REVENUE						
0995 Federal Funds						
6400 Federal Funds Ltd	196	-	-	-	-	-
TRANSFERS IN						
1010 Transfer In - Intrafund						
3200 Other Funds Non-Ltd	6,810,855	-	-	-	-	-
3230 Other Funds Debt Svc Non-Ltd	324,249,433	139,750,437	-	139,750,437	-	-
3400 Other Funds Ltd	16,058,387	6,493,340	-	6,493,340	-	-
3430 Other Funds Debt Svc Ltd	603,241	-	-	-	-	-
All Funds	347,721,916	146,243,777	-	146,243,777	-	-
1107 Tsfr From Administrative Svcs						

Housing & Community Svcs Dept ***Agency Number: 91400***

Agency Worksheet - Revenues & Expenditures **Version: V - 01 - Agency Request Budget**
2027-29 Biennium **Cross Reference Number: 91400-080-00-00-00000**
Bond Activities and Debt Service

DESCRIPTION	2023-25 Actuals	2025-27 Leg Adopted Budget	2025-27 Emergency Boards	2025-27 Leg Approved Budget	2027-29 Base Budget	2027-29 Current Service Level
4430 Lottery Funds Debt Svc Ltd	29,144,575	43,110,880	-	43,110,880	44,719,840	44,719,840
3230 Other Funds Debt Svc Non-Ltd	1,358,241	-	-	-	-	-
3430 Other Funds Debt Svc Ltd	61,880	-	-	-	-	-
All Funds	30,564,696	43,110,880	-	43,110,880	44,719,840	44,719,840
TOTAL TRANSFERS IN						
4430 Lottery Funds Debt Svc Ltd	29,144,575	43,110,880	-	43,110,880	44,719,840	44,719,840
3200 Other Funds Non-Ltd	6,810,855	-	-	-	-	-
3230 Other Funds Debt Svc Non-Ltd	325,607,674	139,750,437	-	139,750,437	-	-
3400 Other Funds Ltd	16,058,387	6,493,340	-	6,493,340	-	-
3430 Other Funds Debt Svc Ltd	665,121	-	-	-	-	-
TOTAL TRANSFERS IN	**$378,286,612**	**$189,354,657**	**-**	**$189,354,657**	**$44,719,840**	**$44,719,840**
REVENUES						
8000 General Fund	217,107	-	280,201	280,201	280,201	440,025
8030 General Fund Debt Svc	126,667,431	252,448,139	(66,280,201)	186,167,938	379,285,440	379,285,440
4430 Lottery Funds Debt Svc Ltd	29,144,575	43,110,880	-	43,110,880	44,719,840	44,719,840
3200 Other Funds Non-Ltd	723,583,128	214,656,000	-	214,656,000	387,227,420	387,227,420
3230 Other Funds Debt Svc Non-Ltd	330,691,176	139,750,437	-	139,750,437	-	-
3400 Other Funds Ltd	16,132,988	13,829,122	-	13,829,122	-	-
3430 Other Funds Debt Svc Ltd	1,363,334	-	72,343,000	72,343,000	-	-
6400 Federal Funds Ltd	196	-	-	-	-	-

Housing & Community Svcs Dept ***Agency Number: 91400***

Agency Worksheet - Revenues & Expenditures **Version: V - 01 - Agency Request Budget**
2027-29 Biennium **Cross Reference Number: 91400-080-00-00-00000**
Bond Activities and Debt Service

DESCRIPTION	2023-25 Actuals	2025-27 Leg Adopted Budget	2025-27 Emergency Boards	2025-27 Leg Approved Budget	2027-29 Base Budget	2027-29 Current Service Level
TOTAL REVENUES	**$1,227,799,935**	**$663,794,578**	**$6,343,000**	**$670,137,578**	**$811,512,901**	**$811,672,725**
TRANSFERS OUT						
2010 Transfer Out - Intrafund						
3200 Other Funds Non-Ltd	(334,045,108)	(150,648,146)	-	(150,648,146)	-	-
3230 Other Funds Debt Svc Non-Ltd	(1,746,361)	-	-	-	-	-
3400 Other Funds Ltd	(9,117,423)	-	-	-	-	-
3430 Other Funds Debt Svc Ltd	(7,065)	-	-	-	-	-
All Funds	(344,915,957)	(150,648,146)	-	(150,648,146)	-	-
2107 Tsfr To Administrative Svcs						
3230 Other Funds Debt Svc Non-Ltd	(373,205)	-	-	-	-	-
TOTAL TRANSFERS OUT						
3200 Other Funds Non-Ltd	(334,045,108)	(150,648,146)	-	(150,648,146)	-	-
3230 Other Funds Debt Svc Non-Ltd	(2,119,566)	-	-	-	-	-
3400 Other Funds Ltd	(9,117,423)	-	-	-	-	-
3430 Other Funds Debt Svc Ltd	(7,065)	-	-	-	-	-
TOTAL TRANSFERS OUT	**($345,289,162)**	**($150,648,146)**	**-**	**($150,648,146)**	**-**	**-**
AVAILABLE REVENUES						
8000 General Fund	217,107	-	280,201	280,201	280,201	440,025
8030 General Fund Debt Svc	126,667,431	252,448,139	(66,280,201)	186,167,938	379,285,440	379,285,440
4430 Lottery Funds Debt Svc Ltd	30,132,221	43,110,880	-	43,110,880	44,719,840	44,719,840

Housing & Community Svcs Dept ***Agency Number: 91400***

Agency Worksheet - Revenues & Expenditures **Version: V - 01 - Agency Request Budget**
2027-29 Biennium **Cross Reference Number: 91400-080-00-00-00000**
Bond Activities and Debt Service

DESCRIPTION	2023-25 Actuals	2025-27 Leg Adopted Budget	2025-27 Emergency Boards	2025-27 Leg Approved Budget	2027-29 Base Budget	2027-29 Current Service Level
3200 Other Funds Non-Ltd	684,773,745	620,212,750	-	620,212,750	597,183,310	597,183,310
3230 Other Funds Debt Svc Non-Ltd	328,571,610	139,750,437	-	139,750,437	419,207,410	419,207,410
3400 Other Funds Ltd	22,179,164	15,114,230	890,000	16,004,230	14,166,365	14,166,365
3430 Other Funds Debt Svc Ltd	1,356,269	-	72,343,000	72,343,000	-	-
6400 Federal Funds Ltd	196	-	-	-	-	-
TOTAL AVAILABLE REVENUES	**$1,193,897,743**	**$1,070,636,436**	**$7,233,000**	**$1,077,869,436**	**$1,454,842,566**	**$1,455,002,390**
EXPENDITURES						
PERSONAL SERVICES						
SALARIES & WAGES						
3110 Class/Unclass Sal. and Per Diem						
3400 Other Funds Ltd	1,791,923	2,046,336	106,875	2,153,211	2,283,192	2,283,192
3170 Overtime Payments						
3400 Other Funds Ltd	894	-	-	-	-	-
3180 Shift Differential						
3400 Other Funds Ltd	30	-	-	-	-	-
3190 All Other Differential						
3400 Other Funds Ltd	846	-	-	-	-	-
TOTAL SALARIES & WAGES						
3400 Other Funds Ltd	1,793,693	2,046,336	106,875	2,153,211	2,283,192	2,283,192
TOTAL SALARIES & WAGES	**$1,793,693**	**$2,046,336**	**$106,875**	**$2,153,211**	**$2,283,192**	**$2,283,192**

Housing & Community Svcs Dept **Agency Number: 91400**

Agency Worksheet - Revenues & Expenditures **Version: V - 01 - Agency Request Budget**
2027-29 Biennium **Cross Reference Number: 91400-080-00-00-00000**
Bond Activities and Debt Service

DESCRIPTION	2023-25 Actuals	2025-27 Leg Adopted Budget	2025-27 Emergency Boards	2025-27 Leg Approved Budget	2027-29 Base Budget	2027-29 Current Service Level
OTHER PAYROLL EXPENSES						
3210 Empl. Rel. Bd. Assessments						
3400 Other Funds Ltd	414	648	-	648	711	711
3220 Public Employees' Retire Cont						
3400 Other Funds Ltd	329,338	430,547	-	430,547	564,405	564,405
3221 Pension Obligation Bond						
8000 General Fund	-	6,782	-	6,782	-	-
3400 Other Funds Ltd	86,826	80,247	-	80,247	-	-
All Funds	86,826	87,029	-	87,029	-	-
3230 Social Security Taxes						
3400 Other Funds Ltd	134,514	156,544	-	156,544	174,664	174,664
3240 Unemployment Assessments						
3400 Other Funds Ltd	755	-	-	-	-	-
3241 Paid Family Medical Leave Insurance						
3400 Other Funds Ltd	6,238	8,184	-	8,184	9,133	9,133
3250 Worker's Comp. Assess. (WCD)						
3400 Other Funds Ltd	232	378	-	378	342	342
3260 Mass Transit Tax						
3400 Other Funds Ltd	10,782	12,278	-	12,278	12,278	13,699
3270 Flexible Benefits						
3400 Other Funds Ltd	342,625	381,672	-	381,672	397,440	397,440

Housing & Community Svcs Dept **Agency Number: 91400**

Agency Worksheet - Revenues & Expenditures **Version: V - 01 - Agency Request Budget**
2027-29 Biennium **Cross Reference Number: 91400-080-00-00-00000**
Bond Activities and Debt Service

DESCRIPTION	2023-25 Actuals	2025-27 Leg Adopted Budget	2025-27 Emergency Boards	2025-27 Leg Approved Budget	2027-29 Base Budget	2027-29 Current Service Level
3280 Other OPE						
3400 Other Funds Ltd	678	-	-	-	-	-
TOTAL OTHER PAYROLL EXPENSES						
8000 General Fund	-	6,782	-	6,782	-	-
3400 Other Funds Ltd	912,402	1,070,498	-	1,070,498	1,158,973	1,160,394
TOTAL OTHER PAYROLL EXPENSES	**$912,402**	**$1,077,280**	**-**	**$1,077,280**	**$1,158,973**	**$1,160,394**
P.S. BUDGET ADJUSTMENTS						
3455 Vacancy Savings						
3400 Other Funds Ltd	-	(102,317)	-	(102,317)	(102,317)	(114,160)
3465 Reconciliation Adjustment						
8000 General Fund	-	(6,782)	-	(6,782)	-	-
TOTAL P.S. BUDGET ADJUSTMENTS						
8000 General Fund	-	(6,782)	-	(6,782)	-	-
3400 Other Funds Ltd	-	(102,317)	-	(102,317)	(102,317)	(114,160)
TOTAL P.S. BUDGET ADJUSTMENTS	**-**	**($109,099)**	**-**	**($109,099)**	**($102,317)**	**($114,160)**
TOTAL PERSONAL SERVICES						
8000 General Fund	-	-	-	-	-	-
3400 Other Funds Ltd	2,706,095	3,014,517	106,875	3,121,392	3,339,848	3,329,426
TOTAL PERSONAL SERVICES	**$2,706,095**	**$3,014,517**	**$106,875**	**$3,121,392**	**$3,339,848**	**$3,329,426**
SERVICES & SUPPLIES						

Housing & Community Svcs Dept ***Agency Number: 91400***

Agency Worksheet - Revenues & Expenditures **Version: V - 01 - Agency Request Budget**
2027-29 Biennium **Cross Reference Number: 91400-080-00-00-00000**
Bond Activities and Debt Service

DESCRIPTION	2023-25 Actuals	2025-27 Leg Adopted Budget	2025-27 Emergency Boards	2025-27 Leg Approved Budget	2027-29 Base Budget	2027-29 Current Service Level
4100 Instate Travel						
8000 General Fund	-	-	1,800	1,800	1,800	1,888
8030 General Fund Debt Svc	-	1,800	(1,800)	-	-	-
3400 Other Funds Ltd	1,026	6,737	-	6,737	6,737	7,067
All Funds	1,026	8,537	-	8,537	8,537	8,955
4125 Out of State Travel						
3400 Other Funds Ltd	8,571	16,444	-	16,444	16,444	17,250
4150 Employee Training						
8000 General Fund	-	-	1,425	1,425	1,425	1,495
8030 General Fund Debt Svc	-	1,425	(1,425)	-	-	-
3400 Other Funds Ltd	4,380	14,879	-	14,879	14,879	15,608
All Funds	4,380	16,304	-	16,304	16,304	17,103
4175 Office Expenses						
8000 General Fund	-	-	3,240	3,240	3,240	3,399
8030 General Fund Debt Svc	-	3,240	(3,240)	-	-	-
3200 Other Funds Non-Ltd	53	1,000	-	1,000	1,000	1,000
3400 Other Funds Ltd	681	16,509	-	16,509	16,509	17,318
All Funds	734	20,749	-	20,749	20,749	21,717
4200 Telecommunications						
8000 General Fund	-	-	1,091	1,091	1,091	1,144
8030 General Fund Debt Svc	-	1,091	(1,091)	-	-	-

DESCRIPTION	2023-25 Actuals	2025-27 Leg Adopted Budget	2025-27 Emergency Boards	2025-27 Leg Approved Budget	2027-29 Base Budget	2027-29 Current Service Level
3400 Other Funds Ltd	-	8,260	-	8,260	8,260	8,665
All Funds	-	9,351	-	9,351	9,351	9,809
4225 State Gov. Service Charges						
8000 General Fund	-	-	259,396	259,396	259,396	418,200
8030 General Fund Debt Svc	-	259,396	(259,396)	-	-	-
3200 Other Funds Non-Ltd	742	-	-	-	-	-
3400 Other Funds Ltd	384,997	380,779	-	380,779	380,779	457,764
All Funds	385,739	640,175	-	640,175	640,175	875,964
4250 Data Processing						
8000 General Fund	-	-	1,334	1,334	1,334	1,399
8030 General Fund Debt Svc	-	1,334	(1,334)	-	-	-
3400 Other Funds Ltd	38,059	38,206	-	38,206	38,206	40,078
All Funds	38,059	39,540	-	39,540	39,540	41,477
4275 Publicity and Publications						
3200 Other Funds Non-Ltd	-	175,000	-	175,000	175,000	175,000
4300 Professional Services						
8000 General Fund	181	-	-	-	-	-
3200 Other Funds Non-Ltd	7,203,189	9,126,576	-	9,126,576	9,126,576	9,126,576
3400 Other Funds Ltd	820,686	3,043,339	-	3,043,339	3,043,339	3,326,370
6400 Federal Funds Ltd	196	-	-	-	-	-
All Funds	8,024,252	12,169,915	-	12,169,915	12,169,915	12,452,946

Housing & Community Svcs Dept ***Agency Number: 91400***

Agency Worksheet - Revenues & Expenditures **Version: V - 01 - Agency Request Budget**
2027-29 Biennium **Cross Reference Number: 91400-080-00-00-00000**
Bond Activities and Debt Service

DESCRIPTION	2023-25 Actuals	2025-27 Leg Adopted Budget	2025-27 Emergency Boards	2025-27 Leg Approved Budget	2027-29 Base Budget	2027-29 Current Service Level
4325 Attorney General						
3200 Other Funds Non-Ltd	44,358	130,696	-	130,696	130,696	130,696
3400 Other Funds Ltd	43,652	44,058	4,388	48,446	48,446	52,952
All Funds	88,010	174,754	4,388	179,142	179,142	183,648
4375 Employee Recruitment and Develop						
8000 General Fund	-	-	215	215	215	226
8030 General Fund Debt Svc	-	215	(215)	-	-	-
3400 Other Funds Ltd	-	526	-	526	526	552
All Funds	-	741	-	741	741	778
4400 Dues and Subscriptions						
3400 Other Funds Ltd	400	976	-	976	976	1,024
4575 Agency Program Related S and S						
3200 Other Funds Non-Ltd	317,630	3,300,000	-	3,300,000	3,300,000	3,300,000
3400 Other Funds Ltd	-	1,218	-	1,218	1,218	1,278
All Funds	317,630	3,301,218	-	3,301,218	3,301,218	3,301,278
4650 Other Services and Supplies						
8000 General Fund	-	-	4,900	4,900	4,900	5,140
8030 General Fund Debt Svc	1	4,900	(4,900)	-	-	-
3200 Other Funds Non-Ltd	5,349,829	6,043,542	-	6,043,542	6,043,542	6,043,542
3230 Other Funds Debt Svc Non-Ltd	43,279	-	-	-	-	-
3400 Other Funds Ltd	2,395,862	5,663,752	890,000	6,553,752	6,553,752	6,874,886

Housing & Community Svcs Dept **Agency Number: 91400**

Agency Worksheet - Revenues & Expenditures **Version: V - 01 - Agency Request Budget**
2027-29 Biennium **Cross Reference Number: 91400-080-00-00-00000**
Bond Activities and Debt Service

DESCRIPTION	2023-25 Actuals	2025-27 Leg Adopted Budget	2025-27 Emergency Boards	2025-27 Leg Approved Budget	2027-29 Base Budget	2027-29 Current Service Level
3430 Other Funds Debt Svc Ltd	1	-	-	-	-	-
All Funds	7,788,972	11,712,194	890,000	12,602,194	12,602,194	12,923,568
4700 Expendable Prop 250 - 5000						
8000 General Fund	-	-	4,300	4,300	4,300	4,511
8030 General Fund Debt Svc	-	4,300	(4,300)	-	-	-
3400 Other Funds Ltd	-	5,119	-	5,119	5,119	5,370
All Funds	-	9,419	-	9,419	9,419	9,881
4715 IT Expendable Property						
8000 General Fund	-	-	2,500	2,500	2,500	2,623
8030 General Fund Debt Svc	-	2,500	(2,500)	-	-	-
3400 Other Funds Ltd	2,895	10,255	-	10,255	10,255	10,757
All Funds	2,895	12,755	-	12,755	12,755	13,380
TOTAL SERVICES & SUPPLIES						
8000 General Fund	181	-	280,201	280,201	280,201	440,025
8030 General Fund Debt Svc	1	280,201	(280,201)	-	-	-
3200 Other Funds Non-Ltd	12,915,801	18,776,814	-	18,776,814	18,776,814	18,776,814
3230 Other Funds Debt Svc Non-Ltd	43,279	-	-	-	-	-
3400 Other Funds Ltd	3,701,209	9,251,057	894,388	10,145,445	10,145,445	10,836,939
3430 Other Funds Debt Svc Ltd	1	-	-	-	-	-
6400 Federal Funds Ltd	196	-	-	-	-	-

Housing & Community Svcs Dept ***Agency Number: 91400***

Agency Worksheet - Revenues & Expenditures **Version: V - 01 - Agency Request Budget**
2027-29 Biennium **Cross Reference Number: 91400-080-00-00-00000**
Bond Activities and Debt Service

DESCRIPTION	2023-25 Actuals	2025-27 Leg Adopted Budget	2025-27 Emergency Boards	2025-27 Leg Approved Budget	2027-29 Base Budget	2027-29 Current Service Level
TOTAL SERVICES & SUPPLIES	**$16,660,668**	**$28,308,072**	**$894,388**	**$29,202,460**	**$29,202,460**	**$30,053,778**
SPECIAL PAYMENTS						
6030 Dist to Non-Gov Units						
3200 Other Funds Non-Ltd	1,046,580	5,996,320	-	5,996,320	5,996,320	5,996,320
6035 Dist to Individuals						
3200 Other Funds Non-Ltd	1,154,977	-	-	-	-	-
6080 Loans Made - Other						
3200 Other Funds Non-Ltd	222,144,949	533,500,000	-	533,500,000	533,500,000	533,500,000
6085 Other Special Payments						
3430 Other Funds Debt Svc Ltd	-	-	1,708,000	1,708,000	-	-
TOTAL SPECIAL PAYMENTS						
3200 Other Funds Non-Ltd	224,346,506	539,496,320	-	539,496,320	539,496,320	539,496,320
3430 Other Funds Debt Svc Ltd	-	-	1,708,000	1,708,000	-	-
TOTAL SPECIAL PAYMENTS	**$224,346,506**	**$539,496,320**	**$1,708,000**	**$541,204,320**	**$539,496,320**	**$539,496,320**
DEBT SERVICE						
7050 Pmt To Ret Bond Escrow						
3230 Other Funds Debt Svc Non-Ltd	6,209,539	-	-	-	-	-
7100 Principal - Bonds						
8030 General Fund Debt Svc	63,883,263	126,025,000	-	126,025,000	177,400,000	177,400,000
4430 Lottery Funds Debt Svc Ltd	22,724,782	31,383,450	-	31,383,450	28,469,670	28,469,670

Housing & Community Svcs Dept ***Agency Number: 91400***

Agency Worksheet - Revenues & Expenditures **Version: V - 01 - Agency Request Budget**
2027-29 Biennium **Cross Reference Number: 91400-080-00-00-00000**
Bond Activities and Debt Service

DESCRIPTION	2023-25 Actuals	2025-27 Leg Adopted Budget	2025-27 Emergency Boards	2025-27 Leg Approved Budget	2027-29 Base Budget	2027-29 Current Service Level
3230 Other Funds Debt Svc Non-Ltd	255,520,000	66,510,000	-	66,510,000	152,533,500	152,533,500
3400 Other Funds Ltd	-	4,308	(4,308)	-	-	-
3430 Other Funds Debt Svc Ltd	630,554	-	-	-	-	-
All Funds	342,758,599	223,922,758	(4,308)	223,918,450	358,403,170	358,403,170
7150 Interest - Bonds						
8030 General Fund Debt Svc	62,374,281	126,142,938	(66,000,000)	60,142,938	201,885,440	201,885,440
4430 Lottery Funds Debt Svc Ltd	6,982,248	11,727,430	-	11,727,430	16,250,170	16,250,170
3230 Other Funds Debt Svc Non-Ltd	66,798,790	73,240,437	-	73,240,437	266,673,910	266,673,910
3400 Other Funds Ltd	-	1,708,080	(1,708,080)	-	-	-
3430 Other Funds Debt Svc Ltd	725,714	-	70,635,000	70,635,000	-	-
All Funds	136,881,033	212,818,885	2,926,920	215,745,805	484,809,520	484,809,520
TOTAL DEBT SERVICE						
8030 General Fund Debt Svc	126,257,544	252,167,938	(66,000,000)	186,167,938	379,285,440	379,285,440
4430 Lottery Funds Debt Svc Ltd	29,707,030	43,110,880	-	43,110,880	44,719,840	44,719,840
3230 Other Funds Debt Svc Non-Ltd	328,528,329	139,750,437	-	139,750,437	419,207,410	419,207,410
3400 Other Funds Ltd	-	1,712,388	(1,712,388)	-	-	-
3430 Other Funds Debt Svc Ltd	1,356,268	-	70,635,000	70,635,000	-	-
TOTAL DEBT SERVICE	**$485,849,171**	**$436,741,643**	**$2,922,612**	**$439,664,255**	**$843,212,690**	**$843,212,690**
EXPENDITURES						
8000 General Fund	181	-	280,201	280,201	280,201	440,025

Housing & Community Svcs Dept ***Agency Number: 91400***

Agency Worksheet - Revenues & Expenditures **Version: V - 01 - Agency Request Budget**
2027-29 Biennium **Cross Reference Number: 91400-080-00-00-00000**
Bond Activities and Debt Service

DESCRIPTION	2023-25 Actuals	2025-27 Leg Adopted Budget	2025-27 Emergency Boards	2025-27 Leg Approved Budget	2027-29 Base Budget	2027-29 Current Service Level
8030 General Fund Debt Svc	126,257,545	252,448,139	(66,280,201)	186,167,938	379,285,440	379,285,440
4430 Lottery Funds Debt Svc Ltd	29,707,030	43,110,880	-	43,110,880	44,719,840	44,719,840
3200 Other Funds Non-Ltd	237,262,307	558,273,134	-	558,273,134	558,273,134	558,273,134
3230 Other Funds Debt Svc Non-Ltd	328,571,608	139,750,437	-	139,750,437	419,207,410	419,207,410
3400 Other Funds Ltd	6,407,304	13,977,962	(711,125)	13,266,837	13,485,293	14,166,365
3430 Other Funds Debt Svc Ltd	1,356,269	-	72,343,000	72,343,000	-	-
6400 Federal Funds Ltd	196	-	-	-	-	-
TOTAL EXPENDITURES	**$729,562,440**	**$1,007,560,552**	**$5,631,875**	**$1,013,192,427**	**$1,415,251,318**	**$1,416,092,214**
REVERSIONS						
9900 Reversions						
8000 General Fund	(216,926)	-	-	-	-	-
8030 General Fund Debt Svc	(409,886)	-	-	-	-	-
All Funds	(626,812)	-	-	-	-	-
ENDING BALANCE						
8000 General Fund	-	-	-	-	-	-
8030 General Fund Debt Svc	-	-	-	-	-	-
4430 Lottery Funds Debt Svc Ltd	425,191	-	-	-	-	-
3200 Other Funds Non-Ltd	447,511,438	61,939,616	-	61,939,616	38,910,176	38,910,176
3230 Other Funds Debt Svc Non-Ltd	2	-	-	-	-	-
3400 Other Funds Ltd	15,771,860	1,136,268	1,601,125	2,737,393	681,072	-

Housing & Community Svcs Dept ***Agency Number: 91400***

Agency Worksheet - Revenues & Expenditures **Version: V - 01 - Agency Request Budget**
2027-29 Biennium **Cross Reference Number: 91400-080-00-00-00000**
Bond Activities and Debt Service

DESCRIPTION	2023-25 Actuals	2025-27 Leg Adopted Budget	2025-27 Emergency Boards	2025-27 Leg Approved Budget	2027-29 Base Budget	2027-29 Current Service Level
3430 Other Funds Debt Svc Ltd	-	-	-	-	-	-
6400 Federal Funds Ltd	-	-	-	-	-	-
TOTAL ENDING BALANCE	**$463,708,491**	**$63,075,884**	**$1,601,125**	**$64,677,009**	**$39,591,248**	**$38,910,176**
AUTHORIZED POSITIONS						
8150 Class/Unclass Positions	10	9	-	9	9	9
AUTHORIZED FTE POSITIONS						
8250 Class/Unclass FTE Positions	9.17	9.00	-	9.00	9.00	9.00

Housing & Community Svcs Dept ***Agency Number: 91400***

Agency Worksheet - Revenues & Expenditures **Version: V - 01 - Agency Request Budget**
2027-29 Biennium **Cross Reference Number: 91400-089-00-00-00000**
Capital Construction

DESCRIPTION	2023-25 Actuals	2025-27 Leg Adopted Budget	2025-27 Emergency Boards	2025-27 Leg Approved Budget	2027-29 Base Budget	2027-29 Current Service Level
BEGINNING BALANCE						
0025 Beginning Balance						
3020 Other Funds Cap Construct	12,931,932	-	-	-	-	-
REVENUE CATEGORIES						
BOND SALES						
0555 General Fund Obligation Bonds						
3020 Other Funds Cap Construct	600,255,000	645,000,000	100,000,000	745,000,000	-	-
INTEREST EARNINGS						
0605 Interest Income						
3020 Other Funds Cap Construct	44,658,430	-	-	-	-	-
REVENUES						
3020 Other Funds Cap Construct	644,913,430	645,000,000	100,000,000	745,000,000	-	-
TRANSFERS OUT						
2010 Transfer Out - Intrafund						
3020 Other Funds Cap Construct	(2,857,280)	-	-	-	-	-
AVAILABLE REVENUES						
3020 Other Funds Cap Construct	654,988,082	645,000,000	100,000,000	745,000,000	-	-
EXPENDITURES						
CAPITAL OUTLAY						
5900 Other Capital Outlay						
3020 Other Funds Cap Construct	-	645,000,000	100,000,000	745,000,000	-	-

Housing & Community Svcs Dept ***Agency Number: 91400***

Agency Worksheet - Revenues & Expenditures **Version: V - 01 - Agency Request Budget**
2027-29 Biennium **Cross Reference Number: 91400-089-00-00-00000**
Capital Construction

DESCRIPTION	*2023-25 Actuals*	*2025-27 Leg Adopted Budget*	*2025-27 Emergency Boards*	*2025-27 Leg Approved Budget*	*2027-29 Base Budget*	*2027-29 Current Service Level*
SPECIAL PAYMENTS						
6080 Loans Made - Other						
3020 Other Funds Cap Construct	600,000,000	-	-	-	-	-
EXPENDITURES						
3020 Other Funds Cap Construct	600,000,000	645,000,000	100,000,000	745,000,000	-	-
ENDING BALANCE						
3020 Other Funds Cap Construct	54,988,082	-	-	-	-	-
TOTAL ENDING BALANCE	**$54,988,082**	**-**	**-**	**-**	**-**	**-**

Housing & Community Svcs Dept ***Agency Number: 91400***

Detail Revenues & Expenditures - Requested Budget **Version: V - 01 - Agency Request Budget**
2027-29 Biennium **Cross Reference Number: 91400-000-00-00-00000**
Housing & Community Svcs Dept

Description	2027-29 Base Budget	Essential Packages	2027-29 Current Service Level	Policy Packages	2027-29 Agency Request Budget
BEGINNING BALANCE					
0025 Beginning Balance					
3200 Other Funds Non-Ltd	130,209,792	-	130,209,792	-	130,209,792
3400 Other Funds Ltd	457,296,429	-	457,296,429	-	457,296,429
All Funds	587,506,221	-	587,506,221	-	587,506,221
0030 Beginning Balance Adjustment					
3200 Other Funds Non-Ltd	80,702,773	-	80,702,773	-	80,702,773
3230 Other Funds Debt Svc Non-Ltd	419,207,410	-	419,207,410	-	419,207,410
3400 Other Funds Ltd	44,299,001	-	44,299,001	-	44,299,001
All Funds	544,209,184	-	544,209,184	-	544,209,184
TOTAL BEGINNING BALANCE					
3200 Other Funds Non-Ltd	210,912,565	-	210,912,565	-	210,912,565
3230 Other Funds Debt Svc Non-Ltd	419,207,410	-	419,207,410	-	419,207,410
3400 Other Funds Ltd	501,595,430	-	501,595,430	-	501,595,430
TOTAL BEGINNING BALANCE	**$1,131,715,405**	**-**	**$1,131,715,405**	**-**	**$1,131,715,405**
REVENUE CATEGORIES					
GENERAL FUND APPROPRIATION					
0050 General Fund Appropriation					
8000 General Fund	551,652,180	(243,387,887)	308,264,293	2,497,500	310,761,793
8030 General Fund Debt Svc	379,285,440	-	379,285,440	36,700,097	415,985,537
All Funds	930,937,620	(243,387,887)	687,549,733	39,197,597	726,747,330
TAXES					
0190 Other Selective Taxes					

Description	2027-29 Base Budget	Essential Packages	2027-29 Current Service Level	Policy Packages	2027-29 Agency Request Budget
3400 Other Funds Ltd	1,328,543	-	1,328,543	-	1,328,543
LICENSES AND FEES					
0210 Non-business Lic. and Fees					
3400 Other Funds Ltd	328,200	-	328,200	-	328,200
0240 Public Utilities Fees					
3400 Other Funds Ltd	160,709,097	-	160,709,097	-	160,709,097
TOTAL LICENSES AND FEES					
3400 Other Funds Ltd	161,037,297	-	161,037,297	-	161,037,297
CHARGES FOR SERVICES					
0410 Charges for Services					
3400 Other Funds Ltd	1,212,577	-	1,212,577	-	1,212,577
0415 Admin and Service Charges					
3200 Other Funds Non-Ltd	22,700	-	22,700	-	22,700
3400 Other Funds Ltd	72,946,690	-	72,946,690	-	72,946,690
All Funds	72,969,390	-	72,969,390	-	72,969,390
TOTAL CHARGES FOR SERVICES					
3200 Other Funds Non-Ltd	22,700	-	22,700	-	22,700
3400 Other Funds Ltd	74,159,267	-	74,159,267	-	74,159,267
TOTAL CHARGES FOR SERVICES	**$74,181,967**	**-**	**$74,181,967**	**-**	**$74,181,967**
FINES, RENTS AND ROYALTIES					
0505 Fines and Forfeitures					
3400 Other Funds Ltd	37,000	-	37,000	-	37,000
BOND SALES					

Housing & Community Svcs Dept ***Agency Number: 91400***

Detail Revenues & Expenditures - Requested Budget **Version: V - 01 - Agency Request Budget**
2027-29 Biennium **Cross Reference Number: 91400-000-00-00-00000**
Housing & Community Svcs Dept

Description	2027-29 Base Budget	Essential Packages	2027-29 Current Service Level	Policy Packages	2027-29 Agency Request Budget
0555 General Fund Obligation Bonds					
3020 Other Funds Cap Construct	-	-	-	770,000,000	770,000,000
3400 Other Funds Ltd	-	-	-	5,710,000	5,710,000
All Funds	-	-	-	775,710,000	775,710,000
0565 Lottery Bonds					
3400 Other Funds Ltd	-	-	-	209,345,180	209,345,180
TOTAL BOND SALES					
3020 Other Funds Cap Construct	-	-	-	770,000,000	770,000,000
3400 Other Funds Ltd	-	-	-	215,055,180	215,055,180
TOTAL BOND SALES	**-**	**-**	**-**	**$985,055,180**	**$985,055,180**
INTEREST EARNINGS					
0605 Interest Income					
3200 Other Funds Non-Ltd	121,524,199	-	121,524,199	-	121,524,199
3400 Other Funds Ltd	60,721,006	-	60,721,006	-	60,721,006
All Funds	182,245,205	-	182,245,205	-	182,245,205
LOAN REPAYMENT					
0930 Housing Div Loan Repayments					
3200 Other Funds Non-Ltd	268,591,487	-	268,591,487	-	268,591,487
3400 Other Funds Ltd	12,094,201	-	12,094,201	-	12,094,201
All Funds	280,685,688	-	280,685,688	-	280,685,688
OTHER					
0975 Other Revenues					
3400 Other Funds Ltd	1,907,472	-	1,907,472	1,786,472	3,693,944

Housing & Community Svcs Dept ***Agency Number: 91400***

Detail Revenues & Expenditures - Requested Budget **Version: V - 01 - Agency Request Budget**
2027-29 Biennium **Cross Reference Number: 91400-000-00-00-00000**
Housing & Community Svcs Dept

Description	2027-29 Base Budget	Essential Packages	2027-29 Current Service Level	Policy Packages	2027-29 Agency Request Budget
FEDERAL FUNDS REVENUE					
0995 Federal Funds					
6200 Federal Funds Non-Ltd	256,585,577	-	256,585,577	-	256,585,577
6400 Federal Funds Ltd	701,945,253	-	701,945,253	-	701,945,253
All Funds	958,530,830	-	958,530,830	-	958,530,830
TRANSFERS IN					
1010 Transfer In - Intrafund					
3400 Other Funds Ltd	51,493,179	-	51,493,179	-	51,493,179
6400 Federal Funds Ltd	6,539,954	-	6,539,954	-	6,539,954
All Funds	58,033,133	-	58,033,133	-	58,033,133
1040 Transfer In Lottery Proceeds					
4430 Lottery Funds Debt Svc Ltd	-	-	-	10,756,746	10,756,746
1060 Transfer from General Fund					
3400 Other Funds Ltd	124,800,000	(124,800,000)	-	-	-
1100 Tsfr From Human Svcs, Dept of					
3400 Other Funds Ltd	5,184,540	-	5,184,540	-	5,184,540
1107 Tsfr From Administrative Svcs					
4430 Lottery Funds Debt Svc Ltd	44,719,840	-	44,719,840	-	44,719,840
1150 Tsfr From Revenue, Dept of					
3400 Other Funds Ltd	51,563,044	-	51,563,044	-	51,563,044
1340 Tsfr From Environmental Quality					
3400 Other Funds Ltd	6,379,054	-	6,379,054	-	6,379,054
TOTAL TRANSFERS IN					

Description	2027-29 Base Budget	Essential Packages	2027-29 Current Service Level	Policy Packages	2027-29 Agency Request Budget
4430 Lottery Funds Debt Svc Ltd	44,719,840	-	44,719,840	10,756,746	55,476,586
3400 Other Funds Ltd	239,419,817	(124,800,000)	114,619,817	-	114,619,817
6400 Federal Funds Ltd	6,539,954	-	6,539,954	-	6,539,954
TOTAL TRANSFERS IN	**$290,679,611**	**($124,800,000)**	**$165,879,611**	**$10,756,746**	**$176,636,357**
TOTAL REVENUES					
8000 General Fund	551,652,180	(243,387,887)	308,264,293	2,497,500	310,761,793
8030 General Fund Debt Svc	379,285,440	-	379,285,440	36,700,097	415,985,537
4430 Lottery Funds Debt Svc Ltd	44,719,840	-	44,719,840	10,756,746	55,476,586
3020 Other Funds Cap Construct	-	-	-	770,000,000	770,000,000
3200 Other Funds Non-Ltd	390,138,386	-	390,138,386	-	390,138,386
3400 Other Funds Ltd	550,704,603	(124,800,000)	425,904,603	216,841,652	642,746,255
6200 Federal Funds Non-Ltd	256,585,577	-	256,585,577	-	256,585,577
6400 Federal Funds Ltd	708,485,207	-	708,485,207	-	708,485,207
TOTAL REVENUES	**$2,881,571,233**	**($368,187,887)**	**$2,513,383,346**	**$1,036,795,995**	**$3,550,179,341**
TRANSFERS OUT					
2010 Transfer Out - Intrafund					
3400 Other Funds Ltd	(51,493,179)	-	(51,493,179)	-	(51,493,179)
6400 Federal Funds Ltd	(6,539,954)	-	(6,539,954)	-	(6,539,954)
All Funds	(58,033,133)	-	(58,033,133)	-	(58,033,133)
AVAILABLE REVENUES					
8000 General Fund	551,652,180	(243,387,887)	308,264,293	2,497,500	310,761,793
8030 General Fund Debt Svc	379,285,440	-	379,285,440	36,700,097	415,985,537
4430 Lottery Funds Debt Svc Ltd	44,719,840	-	44,719,840	10,756,746	55,476,586

Housing & Community Svcs Dept ***Agency Number: 91400***

Detail Revenues & Expenditures - Requested Budget **Version: V - 01 - Agency Request Budget**
2027-29 Biennium **Cross Reference Number: 91400-000-00-00-00000**
Housing & Community Svcs Dept

Description	2027-29 Base Budget	Essential Packages	2027-29 Current Service Level	Policy Packages	2027-29 Agency Request Budget
3020 Other Funds Cap Construct	-	-	-	770,000,000	770,000,000
3200 Other Funds Non-Ltd	601,050,951	-	601,050,951	-	601,050,951
3230 Other Funds Debt Svc Non-Ltd	419,207,410	-	419,207,410	-	419,207,410
3400 Other Funds Ltd	1,000,806,854	(124,800,000)	876,006,854	216,841,652	1,092,848,506
6200 Federal Funds Non-Ltd	256,585,577	-	256,585,577	-	256,585,577
6400 Federal Funds Ltd	701,945,253	-	701,945,253	-	701,945,253
TOTAL AVAILABLE REVENUES	**$3,955,253,505**	**($368,187,887)**	**$3,587,065,618**	**$1,036,795,995**	**$4,623,861,613**
EXPENDITURES					
PERSONAL SERVICES					
SALARIES & WAGES					
3110 Class/Unclass Sal. and Per Diem					
8000 General Fund	18,381,023	(173,448)	18,207,575	-	18,207,575
3400 Other Funds Ltd	77,420,124	-	77,420,124	467,562	77,887,686
6400 Federal Funds Ltd	9,951,879	4,715,808	14,667,687	-	14,667,687
All Funds	105,753,026	4,542,360	110,295,386	467,562	110,762,948
3160 Temporary Appointments					
3400 Other Funds Ltd	83,035	4,069	87,104	-	87,104
6400 Federal Funds Ltd	722	35	757	-	757
All Funds	83,757	4,104	87,861	-	87,861
3190 All Other Differential					
3400 Other Funds Ltd	13,342	654	13,996	-	13,996
6400 Federal Funds Ltd	157	7	164	-	164
All Funds	13,499	661	14,160	-	14,160

Description	2027-29 Base Budget	Essential Packages	2027-29 Current Service Level	Policy Packages	2027-29 Agency Request Budget
TOTAL SALARIES & WAGES					
8000 General Fund	18,381,023	(173,448)	18,207,575	-	18,207,575
3400 Other Funds Ltd	77,516,501	4,723	77,521,224	467,562	77,988,786
6400 Federal Funds Ltd	9,952,758	4,715,850	14,668,608	-	14,668,608
TOTAL SALARIES & WAGES	**$105,850,282**	**$4,547,125**	**$110,397,407**	**$467,562**	**$110,864,969**
OTHER PAYROLL EXPENSES					
3210 Empl. Rel. Bd. Assessments					
8000 General Fund	6,217	-	6,217	-	6,217
3400 Other Funds Ltd	26,082	-	26,082	189	26,271
6400 Federal Funds Ltd	3,253	1,580	4,833	-	4,833
All Funds	35,552	1,580	37,132	189	37,321
3220 Public Employees' Retire Cont					
8000 General Fund	4,543,785	(42,877)	4,500,908	-	4,500,908
3400 Other Funds Ltd	19,139,938	162	19,140,100	115,581	19,255,681
6400 Federal Funds Ltd	2,460,142	1,165,750	3,625,892	-	3,625,892
All Funds	26,143,865	1,123,035	27,266,900	115,581	27,382,481
3230 Social Security Taxes					
8000 General Fund	1,403,186	(13,269)	1,389,917	-	1,389,917
3400 Other Funds Ltd	5,888,066	361	5,888,427	35,768	5,924,195
6400 Federal Funds Ltd	756,686	360,764	1,117,450	-	1,117,450
All Funds	8,047,938	347,856	8,395,794	35,768	8,431,562
3240 Unemployment Assessments					
3400 Other Funds Ltd	4,482	220	4,702	-	4,702

Description	2027-29 Base Budget	Essential Packages	2027-29 Current Service Level	Policy Packages	2027-29 Agency Request Budget
6400 Federal Funds Ltd	25	1	26	-	26
All Funds	4,507	221	4,728	-	4,728
3241 Paid Family Medical Leave Insurance					
8000 General Fund	73,339	(693)	72,646	-	72,646
3400 Other Funds Ltd	307,030	2	307,032	1,870	308,902
6400 Federal Funds Ltd	39,516	18,864	58,380	-	58,380
All Funds	419,885	18,173	438,058	1,870	439,928
3250 Worker's Comp. Assess. (WCD)					
8000 General Fund	2,997	-	2,997	-	2,997
3400 Other Funds Ltd	12,534	-	12,534	90	12,624
6400 Federal Funds Ltd	1,596	760	2,356	-	2,356
All Funds	17,127	760	17,887	90	17,977
3260 Mass Transit Tax					
8000 General Fund	80,930	29,356	110,286	-	110,286
3400 Other Funds Ltd	380,492	84,635	465,127	2,805	467,932
All Funds	461,422	113,991	575,413	2,805	578,218
3270 Flexible Benefits					
8000 General Fund	3,479,239	-	3,479,239	-	3,479,239
3400 Other Funds Ltd	14,585,777	-	14,585,777	104,880	14,690,657
6400 Federal Funds Ltd	1,829,064	883,200	2,712,264	-	2,712,264
All Funds	19,894,080	883,200	20,777,280	104,880	20,882,160
3280 Other OPE					
6400 Federal Funds Ltd	626	-	626	-	626

Description	2027-29 Base Budget	Essential Packages	2027-29 Current Service Level	Policy Packages	2027-29 Agency Request Budget
TOTAL OTHER PAYROLL EXPENSES					
8000 General Fund	9,589,693	(27,483)	9,562,210	-	9,562,210
3400 Other Funds Ltd	40,344,401	85,380	40,429,781	261,183	40,690,964
6400 Federal Funds Ltd	5,090,908	2,430,919	7,521,827	-	7,521,827
TOTAL OTHER PAYROLL EXPENSES	**$55,025,002**	**$2,488,816**	**$57,513,818**	**$261,183**	**$57,775,001**
P.S. BUDGET ADJUSTMENTS					
3455 Vacancy Savings					
8000 General Fund	(696,120)	(214,259)	(910,379)	-	(910,379)
3400 Other Funds Ltd	(3,153,407)	(722,654)	(3,876,061)	-	(3,876,061)
6400 Federal Funds Ltd	(422,495)	(310,935)	(733,430)	-	(733,430)
All Funds	(4,272,022)	(1,247,848)	(5,519,870)	-	(5,519,870)
TOTAL PERSONAL SERVICES					
8000 General Fund	27,274,596	(415,190)	26,859,406	-	26,859,406
3400 Other Funds Ltd	114,707,495	(632,551)	114,074,944	728,745	114,803,689
6400 Federal Funds Ltd	14,621,171	6,835,834	21,457,005	-	21,457,005
TOTAL PERSONAL SERVICES	**$156,603,262**	**$5,788,093**	**$162,391,355**	**$728,745**	**$163,120,100**
SERVICES & SUPPLIES					
4100 Instate Travel					
8000 General Fund	146,981	10,802	157,783	-	157,783
3400 Other Funds Ltd	604,854	31,438	636,292	4,284	640,576
6400 Federal Funds Ltd	156,052	10,880	166,932	-	166,932
All Funds	907,887	53,120	961,007	4,284	965,291
4125 Out of State Travel					

Description	2027-29 Base Budget	Essential Packages	2027-29 Current Service Level	Policy Packages	2027-29 Agency Request Budget
8000 General Fund	15,383	754	16,137	-	16,137
3400 Other Funds Ltd	207,424	10,165	217,589	-	217,589
6400 Federal Funds Ltd	48,976	2,400	51,376	-	51,376
All Funds	271,783	13,319	285,102	-	285,102
4150 Employee Training					
8000 General Fund	117,352	8,601	125,953	-	125,953
3400 Other Funds Ltd	387,106	20,394	407,500	4,275	411,775
6400 Federal Funds Ltd	154,850	10,111	164,961	-	164,961
All Funds	659,308	39,106	698,414	4,275	702,689
4175 Office Expenses					
8000 General Fund	288,391	20,612	309,003	-	309,003
3200 Other Funds Non-Ltd	1,000	-	1,000	-	1,000
3400 Other Funds Ltd	771,067	41,022	812,089	7,711	819,800
6400 Federal Funds Ltd	247,280	18,113	265,393	-	265,393
All Funds	1,307,738	79,747	1,387,485	7,711	1,395,196
4200 Telecommunications					
8000 General Fund	98,098	6,966	105,064	-	105,064
3400 Other Funds Ltd	344,992	18,704	363,696	2,570	366,266
6400 Federal Funds Ltd	80,984	5,821	86,805	-	86,805
All Funds	524,074	31,491	555,565	2,570	558,135
4225 State Gov. Service Charges					
8000 General Fund	1,235,759	636,869	1,872,628	-	1,872,628
3400 Other Funds Ltd	6,080,309	651,624	6,731,933	-	6,731,933

Description	2027-29 Base Budget	Essential Packages	2027-29 Current Service Level	Policy Packages	2027-29 Agency Request Budget
6400 Federal Funds Ltd	751,648	30,664	782,312	-	782,312
All Funds	8,067,716	1,319,157	9,386,873	-	9,386,873
4250 Data Processing					
8000 General Fund	101,782	7,628	109,410	-	109,410
3400 Other Funds Ltd	1,043,049	52,429	1,095,478	3,142	1,098,620
6400 Federal Funds Ltd	89,723	7,171	96,894	-	96,894
All Funds	1,234,554	67,228	1,301,782	3,142	1,304,924
4275 Publicity and Publications					
8000 General Fund	3,597	176	3,773	-	3,773
3200 Other Funds Non-Ltd	175,000	-	175,000	-	175,000
3400 Other Funds Ltd	50,786	2,488	53,274	-	53,274
6400 Federal Funds Ltd	2,939	144	3,083	-	3,083
All Funds	232,322	2,808	235,130	-	235,130
4300 Professional Services					
8000 General Fund	4,711,894	(4,391,319)	320,575	1,852,309	2,172,884
3200 Other Funds Non-Ltd	9,126,576	-	9,126,576	-	9,126,576
3400 Other Funds Ltd	8,626,498	802,267	9,428,765	1,000,000	10,428,765
6400 Federal Funds Ltd	31,553,536	2,934,479	34,488,015	-	34,488,015
All Funds	54,018,504	(654,573)	53,363,931	2,852,309	56,216,240
4315 IT Professional Services					
8000 General Fund	3,334	310	3,644	2,497,500	2,501,144
3400 Other Funds Ltd	132,757	12,348	145,105	-	145,105
6400 Federal Funds Ltd	1,500,640	139,560	1,640,200	-	1,640,200

Description	2027-29 Base Budget	Essential Packages	2027-29 Current Service Level	Policy Packages	2027-29 Agency Request Budget
All Funds	1,636,731	152,218	1,788,949	2,497,500	4,286,449
4325 Attorney General					
8000 General Fund	254,527	23,671	278,198	-	278,198
3200 Other Funds Non-Ltd	130,696	-	130,696	-	130,696
3400 Other Funds Ltd	3,384,142	314,725	3,698,867	-	3,698,867
6400 Federal Funds Ltd	411,590	38,277	449,867	-	449,867
All Funds	4,180,955	376,673	4,557,628	-	4,557,628
4375 Employee Recruitment and Develop					
8000 General Fund	17,242	1,274	18,516	-	18,516
3400 Other Funds Ltd	46,542	2,496	49,038	645	49,683
6400 Federal Funds Ltd	16,632	1,226	17,858	-	17,858
All Funds	80,416	4,996	85,412	645	86,057
4400 Dues and Subscriptions					
8000 General Fund	4,811	236	5,047	-	5,047
3400 Other Funds Ltd	106,021	5,195	111,216	-	111,216
6400 Federal Funds Ltd	39,772	1,950	41,722	-	41,722
All Funds	150,604	7,381	157,985	-	157,985
4425 Facilities Rental and Taxes					
8000 General Fund	412,503	20,213	432,716	-	432,716
3400 Other Funds Ltd	2,406,552	117,921	2,524,473	-	2,524,473
6400 Federal Funds Ltd	317,575	15,561	333,136	-	333,136
All Funds	3,136,630	153,695	3,290,325	-	3,290,325
4475 Facilities Maintenance					

Housing & Community Svcs Dept ***Agency Number: 91400***

Detail Revenues & Expenditures - Requested Budget **Version: V - 01 - Agency Request Budget**
2027-29 Biennium **Cross Reference Number: 91400-000-00-00-00000**
Housing & Community Svcs Dept

Description	2027-29 Base Budget	Essential Packages	2027-29 Current Service Level	Policy Packages	2027-29 Agency Request Budget
8000 General Fund	662	32	694	-	694
3400 Other Funds Ltd	16,561	811	17,372	-	17,372
6400 Federal Funds Ltd	3,196	156	3,352	-	3,352
All Funds	20,419	999	21,418	-	21,418
4575 Agency Program Related S and S					
3200 Other Funds Non-Ltd	3,300,000	-	3,300,000	-	3,300,000
3400 Other Funds Ltd	200,146	9,808	209,954	-	209,954
All Funds	3,500,146	9,808	3,509,954	-	3,509,954
4650 Other Services and Supplies					
8000 General Fund	1,058,673	66,574	1,125,247	-	1,125,247
3200 Other Funds Non-Ltd	6,193,542	-	6,193,542	-	6,193,542
3400 Other Funds Ltd	8,228,741	408,109	8,636,850	7,569,880	16,206,730
6400 Federal Funds Ltd	280,849	21,935	302,784	-	302,784
All Funds	15,761,805	496,618	16,258,423	7,569,880	23,828,303
4700 Expendable Prop 250 - 5000					
8000 General Fund	268,321	21,748	290,069	-	290,069
3400 Other Funds Ltd	500,107	28,804	528,911	12,900	541,811
6400 Federal Funds Ltd	181,501	51,894	233,395	-	233,395
All Funds	949,929	102,446	1,052,375	12,900	1,065,275
4715 IT Expendable Property					
8000 General Fund	189,030	14,265	203,295	-	203,295
3400 Other Funds Ltd	758,981	39,689	798,670	7,500	806,170
6400 Federal Funds Ltd	212,186	17,157	229,343	-	229,343

Housing & Community Svcs Dept ***Agency Number: 91400***

Detail Revenues & Expenditures - Requested Budget **Version: V - 01 - Agency Request Budget**
2027-29 Biennium **Cross Reference Number: 91400-000-00-00-00000**
Housing & Community Svcs Dept

Description	2027-29 Base Budget	Essential Packages	2027-29 Current Service Level	Policy Packages	2027-29 Agency Request Budget
All Funds	1,160,197	71,111	1,231,308	7,500	1,238,808
TOTAL SERVICES & SUPPLIES					
8000 General Fund	8,928,340	(3,550,588)	5,377,752	4,349,809	9,727,561
3200 Other Funds Non-Ltd	18,926,814	-	18,926,814	-	18,926,814
3400 Other Funds Ltd	33,896,635	2,570,437	36,467,072	8,612,907	45,079,979
6400 Federal Funds Ltd	36,049,929	3,307,499	39,357,428	-	39,357,428
TOTAL SERVICES & SUPPLIES	**$97,801,718**	**$2,327,348**	**$100,129,066**	**$12,962,716**	**$113,091,782**
CAPITAL OUTLAY					
5550 Data Processing Software					
8000 General Fund	14,081	690	14,771	-	14,771
3400 Other Funds Ltd	83,406	4,087	87,493	-	87,493
6400 Federal Funds Ltd	10,832	531	11,363	-	11,363
All Funds	108,319	5,308	113,627	-	113,627
5900 Other Capital Outlay					
3020 Other Funds Cap Construct	-	-	-	770,000,000	770,000,000
TOTAL CAPITAL OUTLAY					
8000 General Fund	14,081	690	14,771	-	14,771
3020 Other Funds Cap Construct	-	-	-	770,000,000	770,000,000
3400 Other Funds Ltd	83,406	4,087	87,493	-	87,493
6400 Federal Funds Ltd	10,832	531	11,363	-	11,363
TOTAL CAPITAL OUTLAY	**$108,319**	**$5,308**	**$113,627**	**$770,000,000**	**$770,113,627**
SPECIAL PAYMENTS					
6015 Dist to Cities					

Description	2027-29 Base Budget	Essential Packages	2027-29 Current Service Level	Policy Packages	2027-29 Agency Request Budget
6400 Federal Funds Ltd	822,552	40,305	862,857	-	862,857
6020 Dist to Counties					
8000 General Fund	18,480,695	905,554	19,386,249	(1,852,309)	17,533,940
3400 Other Funds Ltd	29,094,285	1,425,619	30,519,904	-	30,519,904
6400 Federal Funds Ltd	31,091,444	1,523,481	32,614,925	-	32,614,925
All Funds	78,666,424	3,854,654	82,521,078	(1,852,309)	80,668,769
6025 Dist to Other Gov Unit					
8000 General Fund	516,033	25,286	541,319	-	541,319
3400 Other Funds Ltd	51,984,827	2,547,257	54,532,084	-	54,532,084
All Funds	52,500,860	2,572,543	55,073,403	-	55,073,403
6030 Dist to Non-Gov Units					
3200 Other Funds Non-Ltd	5,996,320	-	5,996,320	-	5,996,320
3400 Other Funds Ltd	69,554,190	1,415,055	70,969,245	-	70,969,245
6400 Federal Funds Ltd	4,000,000	196,000	4,196,000	-	4,196,000
All Funds	79,550,510	1,611,055	81,161,565	-	81,161,565
6035 Dist to Individuals					
8000 General Fund	-	18,537,662	18,537,662	-	18,537,662
3400 Other Funds Ltd	333,989	16,365	350,354	-	350,354
6200 Federal Funds Non-Ltd	185,102,399	-	185,102,399	-	185,102,399
6400 Federal Funds Ltd	40,976	2,008	42,984	-	42,984
All Funds	185,477,364	18,556,035	204,033,399	-	204,033,399
6050 Dist to Non-Profit Organizations					
8000 General Fund	26,663,445	1,306,509	27,969,954	-	27,969,954

Description	2027-29 Base Budget	Essential Packages	2027-29 Current Service Level	Policy Packages	2027-29 Agency Request Budget
3400 Other Funds Ltd	129,539,572	5,849,855	135,389,427	-	135,389,427
6400 Federal Funds Ltd	100,643,011	4,931,507	105,574,518	-	105,574,518
All Funds	256,846,028	12,087,871	268,933,899	-	268,933,899
6060 Intra-Agency Gen Fund Transfer					
8000 General Fund	124,800,000	(124,800,000)	-	-	-
6080 Loans Made - Other					
3200 Other Funds Non-Ltd	533,750,000	-	533,750,000	-	533,750,000
3400 Other Funds Ltd	47,344,660	2,319,888	49,664,548	-	49,664,548
All Funds	581,094,660	2,319,888	583,414,548	-	583,414,548
6085 Other Special Payments					
8000 General Fund	344,974,990	(135,397,810)	209,577,180	-	209,577,180
3400 Other Funds Ltd	325,480,864	(62,545,022)	262,935,842	207,500,000	470,435,842
6400 Federal Funds Ltd	261,605,921	12,818,690	274,424,611	-	274,424,611
All Funds	932,061,775	(185,124,142)	746,937,633	207,500,000	954,437,633
TOTAL SPECIAL PAYMENTS					
8000 General Fund	515,435,163	(239,422,799)	276,012,364	(1,852,309)	274,160,055
3200 Other Funds Non-Ltd	539,746,320	-	539,746,320	-	539,746,320
3400 Other Funds Ltd	653,332,387	(48,970,983)	604,361,404	207,500,000	811,861,404
6200 Federal Funds Non-Ltd	185,102,399	-	185,102,399	-	185,102,399
6400 Federal Funds Ltd	398,203,904	19,511,991	417,715,895	-	417,715,895
TOTAL SPECIAL PAYMENTS	**$2,291,820,173**	**($268,881,791)**	**$2,022,938,382**	**$205,647,691**	**$2,228,586,073**
DEBT SERVICE					
7100 Principal - Bonds					

Description	2027-29 Base Budget	Essential Packages	2027-29 Current Service Level	Policy Packages	2027-29 Agency Request Budget
8030 General Fund Debt Svc	177,400,000	-	177,400,000	9,575,000	186,975,000
4430 Lottery Funds Debt Svc Ltd	28,469,670	-	28,469,670	2,605,000	31,074,670
3230 Other Funds Debt Svc Non-Ltd	152,533,500	-	152,533,500	-	152,533,500
All Funds	358,403,170	-	358,403,170	12,180,000	370,583,170
7150 Interest - Bonds					
8030 General Fund Debt Svc	201,885,440	-	201,885,440	27,125,097	229,010,537
4430 Lottery Funds Debt Svc Ltd	16,250,170	-	16,250,170	8,151,746	24,401,916
3230 Other Funds Debt Svc Non-Ltd	266,673,910	-	266,673,910	-	266,673,910
All Funds	484,809,520	-	484,809,520	35,276,843	520,086,363
TOTAL DEBT SERVICE					
8030 General Fund Debt Svc	379,285,440	-	379,285,440	36,700,097	415,985,537
4430 Lottery Funds Debt Svc Ltd	44,719,840	-	44,719,840	10,756,746	55,476,586
3230 Other Funds Debt Svc Non-Ltd	419,207,410	-	419,207,410	-	419,207,410
TOTAL DEBT SERVICE	**$843,212,690**	**-**	**$843,212,690**	**$47,456,843**	**$890,669,533**
TOTAL EXPENDITURES					
8000 General Fund	551,652,180	(243,387,887)	308,264,293	2,497,500	310,761,793
8030 General Fund Debt Svc	379,285,440	-	379,285,440	36,700,097	415,985,537
4430 Lottery Funds Debt Svc Ltd	44,719,840	-	44,719,840	10,756,746	55,476,586
3020 Other Funds Cap Construct	-	-	-	770,000,000	770,000,000
3200 Other Funds Non-Ltd	558,673,134	-	558,673,134	-	558,673,134
3230 Other Funds Debt Svc Non-Ltd	419,207,410	-	419,207,410	-	419,207,410
3400 Other Funds Ltd	802,019,923	(47,029,010)	754,990,913	216,841,652	971,832,565
6200 Federal Funds Non-Ltd	185,102,399	-	185,102,399	-	185,102,399

Housing & Community Svcs Dept ***Agency Number: 91400***

Detail Revenues & Expenditures - Requested Budget **Version: V - 01 - Agency Request Budget**

2027-29 Biennium **Cross Reference Number: 91400-000-00-00-00000**

Housing & Community Svcs Dept

Description	2027-29 Base Budget	Essential Packages	2027-29 Current Service Level	Policy Packages	2027-29 Agency Request Budget
6400 Federal Funds Ltd	448,885,836	29,655,855	478,541,691	-	478,541,691
TOTAL EXPENDITURES	**$3,389,546,162**	**($260,761,042)**	**$3,128,785,120**	**$1,036,795,995**	**$4,165,581,115**
ENDING BALANCE					
3200 Other Funds Non-Ltd	42,377,817	-	42,377,817	-	42,377,817
3400 Other Funds Ltd	198,786,931	(77,770,990)	121,015,941	-	121,015,941
6200 Federal Funds Non-Ltd	71,483,178	-	71,483,178	-	71,483,178
6400 Federal Funds Ltd	253,059,417	(29,655,855)	223,403,562	-	223,403,562
TOTAL ENDING BALANCE	**$565,707,343**	**($107,426,845)**	**$458,280,498**	**-**	**$458,280,498**
AUTHORIZED POSITIONS					
8150 Class/Unclass Positions	451	20	471	3	474
AUTHORIZED FTE					
8250 Class/Unclass FTE Positions	450.50	20.00	470.50	2.38	472.88

Housing & Community Svcs Dept ***Agency Number: 91400***

Detail Revenues & Expenditures - Requested Budget **Version: V - 01 - Agency Request Budget**

2027-29 Biennium **Cross Reference Number: 91400-010-00-00-00000**

Housing Stabilization Programs

Description	2027-29 Base Budget	Essential Packages	2027-29 Current Service Level	Policy Packages	2027-29 Agency Request Budget
BEGINNING BALANCE					
0025 Beginning Balance					
3400 Other Funds Ltd	123,292,071	-	123,292,071	-	123,292,071
REVENUE CATEGORIES					
GENERAL FUND APPROPRIATION					
0050 General Fund Appropriation					
8000 General Fund	453,026,014	(220,789,308)	232,236,706	2,497,500	234,734,206
LICENSES AND FEES					
0240 Public Utilities Fees					
3400 Other Funds Ltd	143,540,649	-	143,540,649	-	143,540,649
CHARGES FOR SERVICES					
0415 Admin and Service Charges					
3400 Other Funds Ltd	600,000	-	600,000	-	600,000
INTEREST EARNINGS					
0605 Interest Income					
3400 Other Funds Ltd	6,838,806	-	6,838,806	-	6,838,806
LOAN REPAYMENT					
0930 Housing Div Loan Repayments					
3400 Other Funds Ltd	1,391,526	-	1,391,526	-	1,391,526
OTHER					
0975 Other Revenues					
3400 Other Funds Ltd	875,458	-	875,458	-	875,458
FEDERAL FUNDS REVENUE					

Housing & Community Svcs Dept ***Agency Number: 91400***

Detail Revenues & Expenditures - Requested Budget **Version: V - 01 - Agency Request Budget**
2027-29 Biennium **Cross Reference Number: 91400-010-00-00-00000**
Housing Stabilization Programs

Description	2027-29 Base Budget	Essential Packages	2027-29 Current Service Level	Policy Packages	2027-29 Agency Request Budget
0995 Federal Funds					
6400 Federal Funds Ltd	359,366,834	-	359,366,834	-	359,366,834
TRANSFERS IN					
1060 Transfer from General Fund					
3400 Other Funds Ltd	87,400,000	(87,400,000)	-	-	-
1100 Tsfr From Human Svcs, Dept of					
3400 Other Funds Ltd	5,000,000	-	5,000,000	-	5,000,000
1150 Tsfr From Revenue, Dept of					
3400 Other Funds Ltd	5,156,344	-	5,156,344	-	5,156,344
1340 Tsfr From Environmental Quality					
3400 Other Funds Ltd	6,379,054	-	6,379,054	-	6,379,054
TOTAL TRANSFERS IN					
3400 Other Funds Ltd	103,935,398	(87,400,000)	16,535,398	-	16,535,398
TOTAL REVENUES					
8000 General Fund	453,026,014	(220,789,308)	232,236,706	2,497,500	234,734,206
3400 Other Funds Ltd	257,181,837	(87,400,000)	169,781,837	-	169,781,837
6400 Federal Funds Ltd	359,366,834	-	359,366,834	-	359,366,834
TOTAL REVENUES	**$1,069,574,685**	**($308,189,308)**	**$761,385,377**	**$2,497,500**	**$763,882,877**
TRANSFERS OUT					
2010 Transfer Out - Intrafund					
3400 Other Funds Ltd	(15,256,203)	-	(15,256,203)	-	(15,256,203)
6400 Federal Funds Ltd	(2,365,793)	-	(2,365,793)	-	(2,365,793)
All Funds	(17,621,996)	-	(17,621,996)	-	(17,621,996)

Housing & Community Svcs Dept ***Agency Number: 91400***

Detail Revenues & Expenditures - Requested Budget **Version: V - 01 - Agency Request Budget**

2027-29 Biennium **Cross Reference Number: 91400-010-00-00-00000**

Housing Stabilization Programs

Description	2027-29 Base Budget	Essential Packages	2027-29 Current Service Level	Policy Packages	2027-29 Agency Request Budget
AVAILABLE REVENUES					
8000 General Fund	453,026,014	(220,789,308)	232,236,706	2,497,500	234,734,206
3400 Other Funds Ltd	365,217,705	(87,400,000)	277,817,705	-	277,817,705
6400 Federal Funds Ltd	357,001,041	-	357,001,041	-	357,001,041
TOTAL AVAILABLE REVENUES	**$1,175,244,760**	**($308,189,308)**	**$867,055,452**	**$2,497,500**	**$869,552,952**
EXPENDITURES					
PERSONAL SERVICES					
SALARIES & WAGES					
3110 Class/Unclass Sal. and Per Diem					
8000 General Fund	7,125,695	-	7,125,695	-	7,125,695
3400 Other Funds Ltd	5,945,999	-	5,945,999	-	5,945,999
6400 Federal Funds Ltd	3,018,050	-	3,018,050	-	3,018,050
All Funds	16,089,744	-	16,089,744	-	16,089,744
OTHER PAYROLL EXPENSES					
3210 Empl. Rel. Bd. Assessments					
8000 General Fund	2,472	-	2,472	-	2,472
3400 Other Funds Ltd	2,019	-	2,019	-	2,019
6400 Federal Funds Ltd	1,036	-	1,036	-	1,036
All Funds	5,527	-	5,527	-	5,527
3220 Public Employees' Retire Cont					
8000 General Fund	1,761,470	-	1,761,470	-	1,761,470
3400 Other Funds Ltd	1,469,851	-	1,469,851	-	1,469,851
6400 Federal Funds Ltd	746,062	-	746,062	-	746,062

Description	2027-29 Base Budget	Essential Packages	2027-29 Current Service Level	Policy Packages	2027-29 Agency Request Budget
All Funds	3,977,383	-	3,977,383	-	3,977,383
3230 Social Security Taxes					
8000 General Fund	545,119	-	545,119	-	545,119
3400 Other Funds Ltd	453,390	-	453,390	-	453,390
6400 Federal Funds Ltd	229,405	-	229,405	-	229,405
All Funds	1,227,914	-	1,227,914	-	1,227,914
3241 Paid Family Medical Leave Insurance					
8000 General Fund	28,506	-	28,506	-	28,506
3400 Other Funds Ltd	23,691	-	23,691	-	23,691
6400 Federal Funds Ltd	11,981	-	11,981	-	11,981
All Funds	64,178	-	64,178	-	64,178
3250 Worker's Comp. Assess. (WCD)					
8000 General Fund	1,191	-	1,191	-	1,191
3400 Other Funds Ltd	971	-	971	-	971
6400 Federal Funds Ltd	501	-	501	-	501
All Funds	2,663	-	2,663	-	2,663
3260 Mass Transit Tax					
8000 General Fund	34,707	8,047	42,754	-	42,754
3400 Other Funds Ltd	32,287	3,389	35,676	-	35,676
All Funds	66,994	11,436	78,430	-	78,430
3270 Flexible Benefits					
8000 General Fund	1,382,517	-	1,382,517	-	1,382,517
3400 Other Funds Ltd	1,129,171	-	1,129,171	-	1,129,171

Description	2027-29 Base Budget	Essential Packages	2027-29 Current Service Level	Policy Packages	2027-29 Agency Request Budget
6400 Federal Funds Ltd	579,512	-	579,512	-	579,512
All Funds	3,091,200	-	3,091,200	-	3,091,200
TOTAL OTHER PAYROLL EXPENSES					
8000 General Fund	3,755,982	8,047	3,764,029	-	3,764,029
3400 Other Funds Ltd	3,111,380	3,389	3,114,769	-	3,114,769
6400 Federal Funds Ltd	1,568,497	-	1,568,497	-	1,568,497
TOTAL OTHER PAYROLL EXPENSES	**$8,435,859**	**$11,436**	**$8,447,295**	**-**	**$8,447,295**
P.S. BUDGET ADJUSTMENTS					
3455 Vacancy Savings					
8000 General Fund	(158,801)	(197,485)	(356,286)	-	(356,286)
3400 Other Funds Ltd	(266,872)	(30,427)	(297,299)	-	(297,299)
6400 Federal Funds Ltd	(105,666)	(45,238)	(150,904)	-	(150,904)
All Funds	(531,339)	(273,150)	(804,489)	-	(804,489)
TOTAL PERSONAL SERVICES					
8000 General Fund	10,722,876	(189,438)	10,533,438	-	10,533,438
3400 Other Funds Ltd	8,790,507	(27,038)	8,763,469	-	8,763,469
6400 Federal Funds Ltd	4,480,881	(45,238)	4,435,643	-	4,435,643
TOTAL PERSONAL SERVICES	**$23,994,264**	**($261,714)**	**$23,732,550**	**-**	**$23,732,550**
SERVICES & SUPPLIES					
4100 Instate Travel					
8000 General Fund	51,634	2,530	54,164	-	54,164
3400 Other Funds Ltd	39,105	1,916	41,021	-	41,021
6400 Federal Funds Ltd	43,440	2,128	45,568	-	45,568

Description	2027-29 Base Budget	Essential Packages	2027-29 Current Service Level	Policy Packages	2027-29 Agency Request Budget
All Funds	134,179	6,574	140,753	-	140,753
4125 Out of State Travel					
8000 General Fund	15,383	754	16,137	-	16,137
3400 Other Funds Ltd	21,507	1,054	22,561	-	22,561
6400 Federal Funds Ltd	31,768	1,557	33,325	-	33,325
All Funds	68,658	3,365	72,023	-	72,023
4150 Employee Training					
8000 General Fund	39,232	1,922	41,154	-	41,154
3400 Other Funds Ltd	27,092	1,328	28,420	-	28,420
6400 Federal Funds Ltd	39,079	1,915	40,994	-	40,994
All Funds	105,403	5,165	110,568	-	110,568
4175 Office Expenses					
8000 General Fund	117,129	5,739	122,868	-	122,868
3400 Other Funds Ltd	42,192	2,067	44,259	-	44,259
6400 Federal Funds Ltd	69,622	3,412	73,034	-	73,034
All Funds	228,943	11,218	240,161	-	240,161
4200 Telecommunications					
8000 General Fund	36,155	1,772	37,927	-	37,927
3400 Other Funds Ltd	17,752	869	18,621	-	18,621
6400 Federal Funds Ltd	18,288	896	19,184	-	19,184
All Funds	72,195	3,537	75,732	-	75,732
4250 Data Processing					
8000 General Fund	28,990	1,421	30,411	-	30,411

Description	2027-29 Base Budget	Essential Packages	2027-29 Current Service Level	Policy Packages	2027-29 Agency Request Budget
3400 Other Funds Ltd	15,908	780	16,688	-	16,688
6400 Federal Funds Ltd	11,172	547	11,719	-	11,719
All Funds	56,070	2,748	58,818	-	58,818
4275 Publicity and Publications					
8000 General Fund	3,597	176	3,773	-	3,773
3400 Other Funds Ltd	13,950	684	14,634	-	14,634
6400 Federal Funds Ltd	2,939	144	3,083	-	3,083
All Funds	20,486	1,004	21,490	-	21,490
4300 Professional Services					
8000 General Fund	440,108	(368,945)	71,163	1,852,309	1,923,472
3400 Other Funds Ltd	2,558,476	237,939	2,796,415	-	2,796,415
6400 Federal Funds Ltd	2,953,115	274,640	3,227,755	-	3,227,755
All Funds	5,951,699	143,634	6,095,333	1,852,309	7,947,642
4315 IT Professional Services					
8000 General Fund	1,158	108	1,266	2,497,500	2,498,766
3400 Other Funds Ltd	428	40	468	-	468
6400 Federal Funds Ltd	640	60	700	-	700
All Funds	2,226	208	2,434	2,497,500	2,499,934
4325 Attorney General					
8000 General Fund	89,091	8,285	97,376	-	97,376
3400 Other Funds Ltd	13,583	1,263	14,846	-	14,846
6400 Federal Funds Ltd	1,978	184	2,162	-	2,162
All Funds	104,652	9,732	114,384	-	114,384

Description	2027-29 Base Budget	Essential Packages	2027-29 Current Service Level	Policy Packages	2027-29 Agency Request Budget
4375 Employee Recruitment and Develop					
8000 General Fund	4,728	232	4,960	-	4,960
3400 Other Funds Ltd	1,439	71	1,510	-	1,510
6400 Federal Funds Ltd	986	48	1,034	-	1,034
All Funds	7,153	351	7,504	-	7,504
4400 Dues and Subscriptions					
8000 General Fund	4,596	225	4,821	-	4,821
3400 Other Funds Ltd	1,964	97	2,061	-	2,061
6400 Federal Funds Ltd	20,922	1,026	21,948	-	21,948
All Funds	27,482	1,348	28,830	-	28,830
4475 Facilities Maintenance					
8000 General Fund	662	32	694	-	694
3400 Other Funds Ltd	560	27	587	-	587
6400 Federal Funds Ltd	759	37	796	-	796
All Funds	1,981	96	2,077	-	2,077
4575 Agency Program Related S and S					
3400 Other Funds Ltd	2,265	111	2,376	-	2,376
4650 Other Services and Supplies					
8000 General Fund	169,999	8,330	178,329	-	178,329
3400 Other Funds Ltd	52,289	2,562	54,851	-	54,851
6400 Federal Funds Ltd	42,953	2,105	45,058	-	45,058
All Funds	265,241	12,997	278,238	-	278,238
4700 Expendable Prop 250 - 5000					

Housing & Community Svcs Dept ***Agency Number: 91400***

Detail Revenues & Expenditures - Requested Budget **Version: V - 01 - Agency Request Budget**

2027-29 Biennium **Cross Reference Number: 91400-010-00-00-00000**

Housing Stabilization Programs

Description	2027-29 Base Budget	Essential Packages	2027-29 Current Service Level	Policy Packages	2027-29 Agency Request Budget
8000 General Fund	86,726	4,250	90,976	-	90,976
3400 Other Funds Ltd	12,411	608	13,019	-	13,019
6400 Federal Funds Ltd	20,758	1,017	21,775	-	21,775
All Funds	119,895	5,875	125,770	-	125,770
4715 IT Expendable Property					
8000 General Fund	61,901	3,033	64,934	-	64,934
3400 Other Funds Ltd	37,115	1,818	38,933	-	38,933
6400 Federal Funds Ltd	23,197	1,137	24,334	-	24,334
All Funds	122,213	5,988	128,201	-	128,201
TOTAL SERVICES & SUPPLIES					
8000 General Fund	1,151,089	(330,136)	820,953	4,349,809	5,170,762
3400 Other Funds Ltd	2,858,036	253,234	3,111,270	-	3,111,270
6400 Federal Funds Ltd	3,281,616	290,853	3,572,469	-	3,572,469
TOTAL SERVICES & SUPPLIES	**$7,290,741**	**$213,951**	**$7,504,692**	**$4,349,809**	**$11,854,501**
SPECIAL PAYMENTS					
6020 Dist to Counties					
8000 General Fund	18,480,695	905,554	19,386,249	(1,852,309)	17,533,940
3400 Other Funds Ltd	28,803,440	1,411,368	30,214,808	-	30,214,808
6400 Federal Funds Ltd	31,091,444	1,523,481	32,614,925	-	32,614,925
All Funds	78,375,579	3,840,403	82,215,982	(1,852,309)	80,363,673
6025 Dist to Other Gov Unit					
8000 General Fund	516,033	25,286	541,319	-	541,319
6030 Dist to Non-Gov Units					

Housing & Community Svcs Dept ***Agency Number: 91400***

Detail Revenues & Expenditures - Requested Budget **Version: V - 01 - Agency Request Budget**
2027-29 Biennium **Cross Reference Number: 91400-010-00-00-00000**
Housing Stabilization Programs

Description	2027-29 Base Budget	Essential Packages	2027-29 Current Service Level	Policy Packages	2027-29 Agency Request Budget
3400 Other Funds Ltd	61,008	2,989	63,997	-	63,997
6035 Dist to Individuals					
3400 Other Funds Ltd	333,989	16,365	350,354	-	350,354
6050 Dist to Non-Profit Organizations					
8000 General Fund	25,311,669	1,240,272	26,551,941	-	26,551,941
3400 Other Funds Ltd	77,039,312	3,277,343	80,316,655	-	80,316,655
6400 Federal Funds Ltd	92,875,739	4,550,911	97,426,650	-	97,426,650
All Funds	195,226,720	9,068,526	204,295,246	-	204,295,246
6060 Intra-Agency Gen Fund Transfer					
8000 General Fund	87,400,000	(87,400,000)	-	-	-
6085 Other Special Payments					
8000 General Fund	309,443,652	(135,040,846)	174,402,806	-	174,402,806
3400 Other Funds Ltd	129,667,582	(51,940,628)	77,726,954	-	77,726,954
All Funds	439,111,234	(186,981,474)	252,129,760	-	252,129,760
TOTAL SPECIAL PAYMENTS					
8000 General Fund	441,152,049	(220,269,734)	220,882,315	(1,852,309)	219,030,006
3400 Other Funds Ltd	235,905,331	(47,232,563)	188,672,768	-	188,672,768
6400 Federal Funds Ltd	123,967,183	6,074,392	130,041,575	-	130,041,575
TOTAL SPECIAL PAYMENTS	**$801,024,563**	**($261,427,905)**	**$539,596,658**	**($1,852,309)**	**$537,744,349**
TOTAL EXPENDITURES					
8000 General Fund	453,026,014	(220,789,308)	232,236,706	2,497,500	234,734,206
3400 Other Funds Ltd	247,553,874	(47,006,367)	200,547,507	-	200,547,507
6400 Federal Funds Ltd	131,729,680	6,320,007	138,049,687	-	138,049,687

Housing & Community Svcs Dept ***Agency Number: 91400***

Detail Revenues & Expenditures - Requested Budget **Version: V - 01 - Agency Request Budget**

2027-29 Biennium **Cross Reference Number: 91400-010-00-00-00000**

Housing Stabilization Programs

Description	2027-29 Base Budget	Essential Packages	2027-29 Current Service Level	Policy Packages	2027-29 Agency Request Budget
TOTAL EXPENDITURES	**$832,309,568**	**($261,475,668)**	**$570,833,900**	**$2,497,500**	**$573,331,400**
ENDING BALANCE					
3400 Other Funds Ltd	117,663,831	(40,393,633)	77,270,198	-	77,270,198
6400 Federal Funds Ltd	225,271,361	(6,320,007)	218,951,354	-	218,951,354
TOTAL ENDING BALANCE	**$342,935,192**	**($46,713,640)**	**$296,221,552**	**-**	**$296,221,552**
AUTHORIZED POSITIONS					
8150 Class/Unclass Positions	70	-	70	-	70
AUTHORIZED FTE					
8250 Class/Unclass FTE Positions	70.00	-	70.00	-	70.00

Housing & Community Svcs Dept ***Agency Number: 91400***

Detail Revenues & Expenditures - Requested Budget **Version: V - 01 - Agency Request Budget**
2027-29 Biennium **Cross Reference Number: 91400-025-00-00-00000**
Project-Based Rental Housing Assistance

Description	2027-29 Base Budget	Essential Packages	2027-29 Current Service Level	Policy Packages	2027-29 Agency Request Budget
BEGINNING BALANCE					
0025 Beginning Balance					
3400 Other Funds Ltd	9,086,490	-	9,086,490	-	9,086,490
REVENUE CATEGORIES					
GENERAL FUND APPROPRIATION					
0050 General Fund Appropriation					
8000 General Fund	33,821,408	20,172,638	53,994,046	-	53,994,046
CHARGES FOR SERVICES					
0415 Admin and Service Charges					
3400 Other Funds Ltd	10,227,246	-	10,227,246	-	10,227,246
OTHER					
0975 Other Revenues					
3400 Other Funds Ltd	-	-	-	168,210	168,210
FEDERAL FUNDS REVENUE					
0995 Federal Funds					
6200 Federal Funds Non-Ltd	256,585,577	-	256,585,577	-	256,585,577
6400 Federal Funds Ltd	1,207,481	-	1,207,481	-	1,207,481
All Funds	257,793,058	-	257,793,058	-	257,793,058
TRANSFERS IN					
1100 Tsfr From Human Svcs, Dept of					
3400 Other Funds Ltd	184,540	-	184,540	-	184,540
TOTAL REVENUES					
8000 General Fund	33,821,408	20,172,638	53,994,046	-	53,994,046

Description	2027-29 Base Budget	Essential Packages	2027-29 Current Service Level	Policy Packages	2027-29 Agency Request Budget
3400 Other Funds Ltd	10,411,786	-	10,411,786	168,210	10,579,996
6200 Federal Funds Non-Ltd	256,585,577	-	256,585,577	-	256,585,577
6400 Federal Funds Ltd	1,207,481	-	1,207,481	-	1,207,481
TOTAL REVENUES	**$302,026,252**	**$20,172,638**	**$322,198,890**	**$168,210**	**$322,367,100**
TRANSFERS OUT					
2010 Transfer Out - Intrafund					
3400 Other Funds Ltd	(713,584)	-	(713,584)	-	(713,584)
6400 Federal Funds Ltd	(18,672)	-	(18,672)	-	(18,672)
All Funds	(732,256)	-	(732,256)	-	(732,256)
AVAILABLE REVENUES					
8000 General Fund	33,821,408	20,172,638	53,994,046	-	53,994,046
3400 Other Funds Ltd	18,784,692	-	18,784,692	168,210	18,952,902
6200 Federal Funds Non-Ltd	256,585,577	-	256,585,577	-	256,585,577
6400 Federal Funds Ltd	1,188,809	-	1,188,809	-	1,188,809
TOTAL AVAILABLE REVENUES	**$310,380,486**	**$20,172,638**	**$330,553,124**	**$168,210**	**$330,721,334**
EXPENDITURES					
PERSONAL SERVICES					
SALARIES & WAGES					
3110 Class/Unclass Sal. and Per Diem					
8000 General Fund	184,344	-	184,344	-	184,344
3400 Other Funds Ltd	4,688,544	-	4,688,544	96,732	4,785,276
6400 Federal Funds Ltd	69,312	-	69,312	-	69,312
All Funds	4,942,200	-	4,942,200	96,732	5,038,932

Description	2027-29 Base Budget	Essential Packages	2027-29 Current Service Level	Policy Packages	2027-29 Agency Request Budget
OTHER PAYROLL EXPENSES					
3210 Empl. Rel. Bd. Assessments					
8000 General Fund	79	-	79	-	79
3400 Other Funds Ltd	1,817	-	1,817	40	1,857
6400 Federal Funds Ltd	39	-	39	-	39
All Funds	1,935	-	1,935	40	1,975
3220 Public Employees' Retire Cont					
8000 General Fund	45,570	-	45,570	-	45,570
3400 Other Funds Ltd	1,159,006	-	1,159,006	23,912	1,182,918
6400 Federal Funds Ltd	17,134	-	17,134	-	17,134
All Funds	1,221,710	-	1,221,710	23,912	1,245,622
3230 Social Security Taxes					
8000 General Fund	14,102	-	14,102	-	14,102
3400 Other Funds Ltd	358,675	-	358,675	7,400	366,075
6400 Federal Funds Ltd	5,302	-	5,302	-	5,302
All Funds	378,079	-	378,079	7,400	385,479
3241 Paid Family Medical Leave Insurance					
8000 General Fund	737	-	737	-	737
3400 Other Funds Ltd	18,758	-	18,758	387	19,145
6400 Federal Funds Ltd	277	-	277	-	277
All Funds	19,772	-	19,772	387	20,159
3250 Worker's Comp. Assess. (WCD)					
8000 General Fund	38	-	38	-	38

Description	2027-29 Base Budget	Essential Packages	2027-29 Current Service Level	Policy Packages	2027-29 Agency Request Budget
3400 Other Funds Ltd	874	-	874	19	893
6400 Federal Funds Ltd	19	-	19	-	19
All Funds	931	-	931	19	950
3260 Mass Transit Tax					
8000 General Fund	-	1,106	1,106	-	1,106
3400 Other Funds Ltd	23,323	4,809	28,132	580	28,712
All Funds	23,323	5,915	29,238	580	29,818
3270 Flexible Benefits					
8000 General Fund	44,160	-	44,160	-	44,160
3400 Other Funds Ltd	1,015,680	-	1,015,680	22,080	1,037,760
6400 Federal Funds Ltd	22,080	-	22,080	-	22,080
All Funds	1,081,920	-	1,081,920	22,080	1,104,000
3280 Other OPE					
6400 Federal Funds Ltd	610	-	610	-	610
TOTAL OTHER PAYROLL EXPENSES					
8000 General Fund	104,686	1,106	105,792	-	105,792
3400 Other Funds Ltd	2,578,133	4,809	2,582,942	54,418	2,637,360
6400 Federal Funds Ltd	45,461	-	45,461	-	45,461
TOTAL OTHER PAYROLL EXPENSES	**$2,728,280**	**$5,915**	**$2,734,195**	**$54,418**	**$2,788,613**
P.S. BUDGET ADJUSTMENTS					
3455 Vacancy Savings					
8000 General Fund	-	(9,217)	(9,217)	-	(9,217)
3400 Other Funds Ltd	(194,366)	(40,062)	(234,428)	-	(234,428)

Description	2027-29 Base Budget	Essential Packages	2027-29 Current Service Level	Policy Packages	2027-29 Agency Request Budget
6400 Federal Funds Ltd	(2,829)	(637)	(3,466)	-	(3,466)
All Funds	(197,195)	(49,916)	(247,111)	-	(247,111)
TOTAL PERSONAL SERVICES					
8000 General Fund	289,030	(8,111)	280,919	-	280,919
3400 Other Funds Ltd	7,072,311	(35,253)	7,037,058	151,150	7,188,208
6400 Federal Funds Ltd	111,944	(637)	111,307	-	111,307
TOTAL PERSONAL SERVICES	**$7,473,285**	**($44,001)**	**$7,429,284**	**$151,150**	**$7,580,434**
SERVICES & SUPPLIES					
4100 Instate Travel					
3400 Other Funds Ltd	46,850	2,296	49,146	900	50,046
6400 Federal Funds Ltd	588	29	617	-	617
All Funds	47,438	2,325	49,763	900	50,663
4125 Out of State Travel					
3400 Other Funds Ltd	16,444	806	17,250	-	17,250
6400 Federal Funds Ltd	1,763	86	1,849	-	1,849
All Funds	18,207	892	19,099	-	19,099
4150 Employee Training					
3400 Other Funds Ltd	25,342	1,242	26,584	1,425	28,009
6400 Federal Funds Ltd	352	17	369	-	369
All Funds	25,694	1,259	26,953	1,425	28,378
4175 Office Expenses					
3400 Other Funds Ltd	42,282	2,072	44,354	1,620	45,974
6400 Federal Funds Ltd	352	17	369	-	369

Housing & Community Svcs Dept ***Agency Number: 91400***

Detail Revenues & Expenditures - Requested Budget **Version: V - 01 - Agency Request Budget**

2027-29 Biennium **Cross Reference Number: 91400-025-00-00-00000**

Project-Based Rental Housing Assistance

Description	2027-29 Base Budget	Essential Packages	2027-29 Current Service Level	Policy Packages	2027-29 Agency Request Budget
All Funds	42,634	2,089	44,723	1,620	46,343
4200 Telecommunications					
3400 Other Funds Ltd	19,230	942	20,172	540	20,712
6400 Federal Funds Ltd	588	29	617	-	617
All Funds	19,818	971	20,789	540	21,329
4250 Data Processing					
3400 Other Funds Ltd	55,363	2,713	58,076	660	58,736
6400 Federal Funds Ltd	588	29	617	-	617
All Funds	55,951	2,742	58,693	660	59,353
4300 Professional Services					
3400 Other Funds Ltd	96,556	8,980	105,536	-	105,536
4315 IT Professional Services					
3400 Other Funds Ltd	115,182	10,712	125,894	-	125,894
4325 Attorney General					
3400 Other Funds Ltd	6,568	611	7,179	-	7,179
6400 Federal Funds Ltd	2,158	201	2,359	-	2,359
All Funds	8,726	812	9,538	-	9,538
4375 Employee Recruitment and Develop					
3400 Other Funds Ltd	2,110	103	2,213	215	2,428
4400 Dues and Subscriptions					
3400 Other Funds Ltd	376	18	394	-	394
4475 Facilities Maintenance					
3400 Other Funds Ltd	243	12	255	-	255

Description	2027-29 Base Budget	Essential Packages	2027-29 Current Service Level	Policy Packages	2027-29 Agency Request Budget
4650 Other Services and Supplies					
3400 Other Funds Ltd	43,611	2,137	45,748	4,900	50,648
6400 Federal Funds Ltd	1,763	86	1,849	-	1,849
All Funds	45,374	2,223	47,597	4,900	52,497
4700 Expendable Prop 250 - 5000					
3400 Other Funds Ltd	27,427	1,344	28,771	4,300	33,071
6400 Federal Funds Ltd	588	29	617	-	617
All Funds	28,015	1,373	29,388	4,300	33,688
4715 IT Expendable Property					
8000 General Fund	1,040	51	1,091	-	1,091
3400 Other Funds Ltd	33,658	1,649	35,307	2,500	37,807
6400 Federal Funds Ltd	1,763	86	1,849	-	1,849
All Funds	36,461	1,786	38,247	2,500	40,747
TOTAL SERVICES & SUPPLIES					
8000 General Fund	1,040	51	1,091	-	1,091
3400 Other Funds Ltd	531,242	35,637	566,879	17,060	583,939
6400 Federal Funds Ltd	10,503	609	11,112	-	11,112
TOTAL SERVICES & SUPPLIES	**$542,785**	**$36,297**	**$579,082**	**$17,060**	**$596,142**
SPECIAL PAYMENTS					
6035 Dist to Individuals					
8000 General Fund	-	18,537,662	18,537,662	-	18,537,662
6200 Federal Funds Non-Ltd	185,102,399	-	185,102,399	-	185,102,399
6400 Federal Funds Ltd	40,976	2,008	42,984	-	42,984

Housing & Community Svcs Dept ***Agency Number: 91400***

Detail Revenues & Expenditures - Requested Budget **Version: V - 01 - Agency Request Budget**

2027-29 Biennium **Cross Reference Number: 91400-025-00-00-00000**

Project-Based Rental Housing Assistance

Description	2027-29 Base Budget	Essential Packages	2027-29 Current Service Level	Policy Packages	2027-29 Agency Request Budget
All Funds	185,143,375	18,539,670	203,683,045	-	203,683,045
6085 Other Special Payments					
8000 General Fund	33,531,338	1,643,036	35,174,374	-	35,174,374
3400 Other Funds Ltd	2,000,000	98,000	2,098,000	-	2,098,000
6400 Federal Funds Ltd	975,602	47,804	1,023,406	-	1,023,406
All Funds	36,506,940	1,788,840	38,295,780	-	38,295,780
TOTAL SPECIAL PAYMENTS					
8000 General Fund	33,531,338	20,180,698	53,712,036	-	53,712,036
3400 Other Funds Ltd	2,000,000	98,000	2,098,000	-	2,098,000
6200 Federal Funds Non-Ltd	185,102,399	-	185,102,399	-	185,102,399
6400 Federal Funds Ltd	1,016,578	49,812	1,066,390	-	1,066,390
TOTAL SPECIAL PAYMENTS	**$221,650,315**	**$20,328,510**	**$241,978,825**	**-**	**$241,978,825**
TOTAL EXPENDITURES					
8000 General Fund	33,821,408	20,172,638	53,994,046	-	53,994,046
3400 Other Funds Ltd	9,603,553	98,384	9,701,937	168,210	9,870,147
6200 Federal Funds Non-Ltd	185,102,399	-	185,102,399	-	185,102,399
6400 Federal Funds Ltd	1,139,025	49,784	1,188,809	-	1,188,809
TOTAL EXPENDITURES	**$229,666,385**	**$20,320,806**	**$249,987,191**	**$168,210**	**$250,155,401**
ENDING BALANCE					
3400 Other Funds Ltd	9,181,139	(98,384)	9,082,755	-	9,082,755
6200 Federal Funds Non-Ltd	71,483,178	-	71,483,178	-	71,483,178
6400 Federal Funds Ltd	49,784	(49,784)	-	-	-
TOTAL ENDING BALANCE	**$80,714,101**	**($148,168)**	**$80,565,933**	**-**	**$80,565,933**

Housing & Community Svcs Dept ***Agency Number: 91400***

Detail Revenues & Expenditures - Requested Budget **Version: V - 01 - Agency Request Budget**

2027-29 Biennium **Cross Reference Number: 91400-025-00-00-00000**

Project-Based Rental Housing Assistance

Description	2027-29 Base Budget	Essential Packages	2027-29 Current Service Level	Policy Packages	2027-29 Agency Request Budget
AUTHORIZED POSITIONS					
8150 Class/Unclass Positions	25	-	25	1	26
AUTHORIZED FTE					
8250 Class/Unclass FTE Positions	24.50	-	24.50	0.50	25.00

Housing & Community Svcs Dept ***Agency Number: 91400***

Detail Revenues & Expenditures - Requested Budget **Version: V - 01 - Agency Request Budget**
2027-29 Biennium **Cross Reference Number: 91400-030-00-00-00000**
Multifamily Rental Housing Programs

Description	2027-29 Base Budget	Essential Packages	2027-29 Current Service Level	Policy Packages	2027-29 Agency Request Budget
BEGINNING BALANCE					
0025 Beginning Balance					
3200 Other Funds Non-Ltd	956,675	-	956,675	-	956,675
3400 Other Funds Ltd	255,029,680	-	255,029,680	-	255,029,680
All Funds	255,986,355	-	255,986,355	-	255,986,355
0030 Beginning Balance Adjustment					
3400 Other Funds Ltd	25,441,886	-	25,441,886	-	25,441,886
TOTAL BEGINNING BALANCE					
3200 Other Funds Non-Ltd	956,675	-	956,675	-	956,675
3400 Other Funds Ltd	280,471,566	-	280,471,566	-	280,471,566
TOTAL BEGINNING BALANCE	**$281,428,241**	**-**	**$281,428,241**	**-**	**$281,428,241**
REVENUE CATEGORIES					
GENERAL FUND APPROPRIATION					
0050 General Fund Appropriation					
8000 General Fund	39,081,199	(35,262,532)	3,818,667	-	3,818,667
LICENSES AND FEES					
0240 Public Utilities Fees					
3400 Other Funds Ltd	17,168,448	-	17,168,448	-	17,168,448
CHARGES FOR SERVICES					
0415 Admin and Service Charges					
3200 Other Funds Non-Ltd	22,700	-	22,700	-	22,700
3400 Other Funds Ltd	58,201,453	-	58,201,453	-	58,201,453
All Funds	58,224,153	-	58,224,153	-	58,224,153

Housing & Community Svcs Dept ***Agency Number: 91400***

Detail Revenues & Expenditures - Requested Budget **Version: V - 01 - Agency Request Budget**
2027-29 Biennium **Cross Reference Number: 91400-030-00-00-00000**
Multifamily Rental Housing Programs

Description	2027-29 Base Budget	Essential Packages	2027-29 Current Service Level	Policy Packages	2027-29 Agency Request Budget
BOND SALES					
0565 Lottery Bonds					
3400 Other Funds Ltd	-	-	-	200,000,000	200,000,000
INTEREST EARNINGS					
0605 Interest Income					
3200 Other Funds Non-Ltd	133,078	-	133,078	-	133,078
3400 Other Funds Ltd	46,008,329	-	46,008,329	-	46,008,329
All Funds	46,141,407	-	46,141,407	-	46,141,407
LOAN REPAYMENT					
0930 Housing Div Loan Repayments					
3200 Other Funds Non-Ltd	52,700	-	52,700	-	52,700
3400 Other Funds Ltd	2,629,897	-	2,629,897	-	2,629,897
All Funds	2,682,597	-	2,682,597	-	2,682,597
OTHER					
0975 Other Revenues					
3400 Other Funds Ltd	450,876	-	450,876	1,000,000	1,450,876
FEDERAL FUNDS REVENUE					
0995 Federal Funds					
6400 Federal Funds Ltd	83,157,431	-	83,157,431	-	83,157,431
TRANSFERS IN					
1060 Transfer from General Fund					
3400 Other Funds Ltd	31,500,000	(31,500,000)	-	-	-
1150 Tsfr From Revenue, Dept of					

Housing & Community Svcs Dept ***Agency Number: 91400***

Detail Revenues & Expenditures - Requested Budget **Version: V - 01 - Agency Request Budget**
2027-29 Biennium **Cross Reference Number: 91400-030-00-00-00000**
Multifamily Rental Housing Programs

Description	2027-29 Base Budget	Essential Packages	2027-29 Current Service Level	Policy Packages	2027-29 Agency Request Budget
3400 Other Funds Ltd	39,187,880	-	39,187,880	-	39,187,880
TOTAL TRANSFERS IN					
3400 Other Funds Ltd	70,687,880	(31,500,000)	39,187,880	-	39,187,880
TOTAL REVENUES					
8000 General Fund	39,081,199	(35,262,532)	3,818,667	-	3,818,667
3200 Other Funds Non-Ltd	208,478	-	208,478	-	208,478
3400 Other Funds Ltd	195,146,883	(31,500,000)	163,646,883	201,000,000	364,646,883
6400 Federal Funds Ltd	83,157,431	-	83,157,431	-	83,157,431
TOTAL REVENUES	**$317,593,991**	**($66,762,532)**	**$250,831,459**	**$201,000,000**	**$451,831,459**
TRANSFERS OUT					
2010 Transfer Out - Intrafund					
3400 Other Funds Ltd	(30,874,151)	-	(30,874,151)	-	(30,874,151)
6400 Federal Funds Ltd	(78,729)	-	(78,729)	-	(78,729)
All Funds	(30,952,880)	-	(30,952,880)	-	(30,952,880)
AVAILABLE REVENUES					
8000 General Fund	39,081,199	(35,262,532)	3,818,667	-	3,818,667
3200 Other Funds Non-Ltd	1,165,153	-	1,165,153	-	1,165,153
3400 Other Funds Ltd	444,744,298	(31,500,000)	413,244,298	201,000,000	614,244,298
6400 Federal Funds Ltd	83,078,702	-	83,078,702	-	83,078,702
TOTAL AVAILABLE REVENUES	**$568,069,352**	**($66,762,532)**	**$501,306,820**	**$201,000,000**	**$702,306,820**
EXPENDITURES					
PERSONAL SERVICES					
SALARIES & WAGES					

Housing & Community Svcs Dept ***Agency Number: 91400***

Detail Revenues & Expenditures - Requested Budget **Version: V - 01 - Agency Request Budget**

2027-29 Biennium **Cross Reference Number: 91400-030-00-00-00000**

Multifamily Rental Housing Programs

Description	2027-29 Base Budget	Essential Packages	2027-29 Current Service Level	Policy Packages	2027-29 Agency Request Budget
3110 Class/Unclass Sal. and Per Diem					
8000 General Fund	2,250,108	-	2,250,108	-	2,250,108
3400 Other Funds Ltd	32,673,608	-	32,673,608	-	32,673,608
6400 Federal Funds Ltd	1,291,468	-	1,291,468	-	1,291,468
All Funds	36,215,184	-	36,215,184	-	36,215,184
3190 All Other Differential					
3400 Other Funds Ltd	1,893	93	1,986	-	1,986
6400 Federal Funds Ltd	7	-	7	-	7
All Funds	1,900	93	1,993	-	1,993
TOTAL SALARIES & WAGES					
8000 General Fund	2,250,108	-	2,250,108	-	2,250,108
3400 Other Funds Ltd	32,675,501	93	32,675,594	-	32,675,594
6400 Federal Funds Ltd	1,291,475	-	1,291,475	-	1,291,475
TOTAL SALARIES & WAGES	**$36,217,084**	**$93**	**$36,217,177**	**-**	**$36,217,177**
OTHER PAYROLL EXPENSES					
3210 Empl. Rel. Bd. Assessments					
8000 General Fund	826	-	826	-	826
3400 Other Funds Ltd	10,870	-	10,870	-	10,870
6400 Federal Funds Ltd	391	-	391	-	391
All Funds	12,087	-	12,087	-	12,087
3220 Public Employees' Retire Cont					
8000 General Fund	556,227	-	556,227	-	556,227
3400 Other Funds Ltd	8,077,373	23	8,077,396	-	8,077,396

Description	2027-29 Base Budget	Essential Packages	2027-29 Current Service Level	Policy Packages	2027-29 Agency Request Budget
6400 Federal Funds Ltd	319,253	-	319,253	-	319,253
All Funds	8,952,853	23	8,952,876	-	8,952,876
3230 Social Security Taxes					
8000 General Fund	172,131	-	172,131	-	172,131
3400 Other Funds Ltd	2,485,268	7	2,485,275	-	2,485,275
6400 Federal Funds Ltd	98,798	-	98,798	-	98,798
All Funds	2,756,197	7	2,756,204	-	2,756,204
3241 Paid Family Medical Leave Insurance					
8000 General Fund	9,000	-	9,000	-	9,000
3400 Other Funds Ltd	129,786	-	129,786	-	129,786
6400 Federal Funds Ltd	5,167	-	5,167	-	5,167
All Funds	143,953	-	143,953	-	143,953
3250 Worker's Comp. Assess. (WCD)					
8000 General Fund	398	-	398	-	398
3400 Other Funds Ltd	5,226	-	5,226	-	5,226
6400 Federal Funds Ltd	191	-	191	-	191
All Funds	5,815	-	5,815	-	5,815
3260 Mass Transit Tax					
8000 General Fund	13,554	(53)	13,501	-	13,501
3400 Other Funds Ltd	157,727	38,327	196,054	-	196,054
All Funds	171,281	38,274	209,555	-	209,555
3270 Flexible Benefits					
8000 General Fund	461,472	-	461,472	-	461,472

Description	2027-29 Base Budget	Essential Packages	2027-29 Current Service Level	Policy Packages	2027-29 Agency Request Budget
3400 Other Funds Ltd	6,075,091	-	6,075,091	-	6,075,091
6400 Federal Funds Ltd	219,917	-	219,917	-	219,917
All Funds	6,756,480	-	6,756,480	-	6,756,480
TOTAL OTHER PAYROLL EXPENSES					
8000 General Fund	1,213,608	(53)	1,213,555	-	1,213,555
3400 Other Funds Ltd	16,941,341	38,357	16,979,698	-	16,979,698
6400 Federal Funds Ltd	643,717	-	643,717	-	643,717
TOTAL OTHER PAYROLL EXPENSES	**$18,798,666**	**$38,304**	**$18,836,970**	**-**	**$18,836,970**
P.S. BUDGET ADJUSTMENTS					
3455 Vacancy Savings					
8000 General Fund	(121,886)	9,381	(112,505)	-	(112,505)
3400 Other Funds Ltd	(1,237,150)	(396,629)	(1,633,779)	-	(1,633,779)
6400 Federal Funds Ltd	(58,811)	(5,762)	(64,573)	-	(64,573)
All Funds	(1,417,847)	(393,010)	(1,810,857)	-	(1,810,857)
TOTAL PERSONAL SERVICES					
8000 General Fund	3,341,830	9,328	3,351,158	-	3,351,158
3400 Other Funds Ltd	48,379,692	(358,179)	48,021,513	-	48,021,513
6400 Federal Funds Ltd	1,876,381	(5,762)	1,870,619	-	1,870,619
TOTAL PERSONAL SERVICES	**$53,597,903**	**($354,613)**	**$53,243,290**	**-**	**$53,243,290**
SERVICES & SUPPLIES					
4100 Instate Travel					
8000 General Fund	23,868	1,170	25,038	-	25,038
3400 Other Funds Ltd	307,346	15,060	322,406	-	322,406

Description	2027-29 Base Budget	Essential Packages	2027-29 Current Service Level	Policy Packages	2027-29 Agency Request Budget
6400 Federal Funds Ltd	12,176	596	12,772	-	12,772
All Funds	343,390	16,826	360,216	-	360,216
4125 Out of State Travel					
3400 Other Funds Ltd	77,916	3,818	81,734	-	81,734
6400 Federal Funds Ltd	8,775	430	9,205	-	9,205
All Funds	86,691	4,248	90,939	-	90,939
4150 Employee Training					
8000 General Fund	20,306	995	21,301	-	21,301
3400 Other Funds Ltd	146,803	7,193	153,996	-	153,996
6400 Federal Funds Ltd	7,809	383	8,192	-	8,192
All Funds	174,918	8,571	183,489	-	183,489
4175 Office Expenses					
8000 General Fund	42,962	2,105	45,067	-	45,067
3400 Other Funds Ltd	240,555	11,787	252,342	-	252,342
6400 Federal Funds Ltd	5,682	278	5,960	-	5,960
All Funds	289,199	14,170	303,369	-	303,369
4200 Telecommunications					
8000 General Fund	14,479	709	15,188	-	15,188
3400 Other Funds Ltd	131,003	6,419	137,422	-	137,422
6400 Federal Funds Ltd	2,269	111	2,380	-	2,380
All Funds	147,751	7,239	154,990	-	154,990
4250 Data Processing					
8000 General Fund	17,698	867	18,565	-	18,565

Description	2027-29 Base Budget	Essential Packages	2027-29 Current Service Level	Policy Packages	2027-29 Agency Request Budget
3400 Other Funds Ltd	187,032	9,165	196,197	-	196,197
6400 Federal Funds Ltd	2,228	109	2,337	-	2,337
All Funds	206,958	10,141	217,099	-	217,099
4275 Publicity and Publications					
3400 Other Funds Ltd	19,875	973	20,848	-	20,848
4300 Professional Services					
8000 General Fund	3,800,000	(3,800,000)	-	-	-
3400 Other Funds Ltd	2,229,844	207,376	2,437,220	1,000,000	3,437,220
6400 Federal Funds Ltd	1,896,571	176,381	2,072,952	-	2,072,952
All Funds	7,926,415	(3,416,243)	4,510,172	1,000,000	5,510,172
4315 IT Professional Services					
3400 Other Funds Ltd	11,902	1,107	13,009	-	13,009
4325 Attorney General					
8000 General Fund	150,267	13,975	164,242	-	164,242
3400 Other Funds Ltd	3,079,743	286,416	3,366,159	-	3,366,159
6400 Federal Funds Ltd	4,576	425	5,001	-	5,001
All Funds	3,234,586	300,816	3,535,402	-	3,535,402
4375 Employee Recruitment and Develop					
8000 General Fund	3,064	150	3,214	-	3,214
3400 Other Funds Ltd	24,770	1,213	25,983	-	25,983
6400 Federal Funds Ltd	435	21	456	-	456
All Funds	28,269	1,384	29,653	-	29,653
4400 Dues and Subscriptions					

Description	2027-29 Base Budget	Essential Packages	2027-29 Current Service Level	Policy Packages	2027-29 Agency Request Budget
3400 Other Funds Ltd	4,299	210	4,509	-	4,509
4475 Facilities Maintenance					
3400 Other Funds Ltd	489	24	513	-	513
4575 Agency Program Related S and S					
3400 Other Funds Ltd	1,133	56	1,189	-	1,189
4650 Other Services and Supplies					
8000 General Fund	69,825	3,421	73,246	-	73,246
3200 Other Funds Non-Ltd	150,000	-	150,000	-	150,000
3400 Other Funds Ltd	626,432	30,695	657,127	-	657,127
6400 Federal Funds Ltd	10,477	513	10,990	-	10,990
All Funds	856,734	34,629	891,363	-	891,363
4700 Expendable Prop 250 - 5000					
8000 General Fund	61,275	3,002	64,277	-	64,277
3400 Other Funds Ltd	245,507	12,029	257,536	-	257,536
6400 Federal Funds Ltd	1,829	90	1,919	-	1,919
All Funds	308,611	15,121	323,732	-	323,732
4715 IT Expendable Property					
8000 General Fund	35,625	1,746	37,371	-	37,371
3400 Other Funds Ltd	227,672	11,156	238,828	-	238,828
6400 Federal Funds Ltd	5,170	253	5,423	-	5,423
All Funds	268,467	13,155	281,622	-	281,622
TOTAL SERVICES & SUPPLIES					
8000 General Fund	4,239,369	(3,771,860)	467,509	-	467,509

Description	2027-29 Base Budget	Essential Packages	2027-29 Current Service Level	Policy Packages	2027-29 Agency Request Budget
3200 Other Funds Non-Ltd	150,000	-	150,000	-	150,000
3400 Other Funds Ltd	7,562,321	604,697	8,167,018	1,000,000	9,167,018
6400 Federal Funds Ltd	1,957,997	179,590	2,137,587	-	2,137,587
TOTAL SERVICES & SUPPLIES	**$13,909,687**	**($2,987,573)**	**$10,922,114**	**$1,000,000**	**$11,922,114**
SPECIAL PAYMENTS					
6025 Dist to Other Gov Unit					
3400 Other Funds Ltd	51,984,827	2,547,257	54,532,084	-	54,532,084
6030 Dist to Non-Gov Units					
3400 Other Funds Ltd	69,493,182	1,412,066	70,905,248	-	70,905,248
6400 Federal Funds Ltd	2,000,000	98,000	2,098,000	-	2,098,000
All Funds	71,493,182	1,510,066	73,003,248	-	73,003,248
6050 Dist to Non-Profit Organizations					
3400 Other Funds Ltd	39,581,969	1,939,516	41,521,485	-	41,521,485
6400 Federal Funds Ltd	7,767,272	380,596	8,147,868	-	8,147,868
All Funds	47,349,241	2,320,112	49,669,353	-	49,669,353
6060 Intra-Agency Gen Fund Transfer					
8000 General Fund	31,500,000	(31,500,000)	-	-	-
6080 Loans Made - Other					
3200 Other Funds Non-Ltd	250,000	-	250,000	-	250,000
3400 Other Funds Ltd	43,225,840	2,118,066	45,343,906	-	45,343,906
All Funds	43,475,840	2,118,066	45,593,906	-	45,593,906
6085 Other Special Payments					
3400 Other Funds Ltd	144,232,324	(3,422,616)	140,809,708	200,000,000	340,809,708

Housing & Community Svcs Dept ***Agency Number: 91400***

Detail Revenues & Expenditures - Requested Budget **Version: V - 01 - Agency Request Budget**

2027-29 Biennium **Cross Reference Number: 91400-030-00-00-00000**

Multifamily Rental Housing Programs

Description	2027-29 Base Budget	Essential Packages	2027-29 Current Service Level	Policy Packages	2027-29 Agency Request Budget
6400 Federal Funds Ltd	65,609,750	3,214,878	68,824,628	-	68,824,628
All Funds	209,842,074	(207,738)	209,634,336	200,000,000	409,634,336
TOTAL SPECIAL PAYMENTS					
8000 General Fund	31,500,000	(31,500,000)	-	-	-
3200 Other Funds Non-Ltd	250,000	-	250,000	-	250,000
3400 Other Funds Ltd	348,518,142	4,594,289	353,112,431	200,000,000	553,112,431
6400 Federal Funds Ltd	75,377,022	3,693,474	79,070,496	-	79,070,496
TOTAL SPECIAL PAYMENTS	**$455,645,164**	**($23,212,237)**	**$432,432,927**	**$200,000,000**	**$632,432,927**
TOTAL EXPENDITURES					
8000 General Fund	39,081,199	(35,262,532)	3,818,667	-	3,818,667
3200 Other Funds Non-Ltd	400,000	-	400,000	-	400,000
3400 Other Funds Ltd	404,460,155	4,840,807	409,300,962	201,000,000	610,300,962
6400 Federal Funds Ltd	79,211,400	3,867,302	83,078,702	-	83,078,702
TOTAL EXPENDITURES	**$523,152,754**	**($26,554,423)**	**$496,598,331**	**$201,000,000**	**$697,598,331**
ENDING BALANCE					
3200 Other Funds Non-Ltd	765,153	-	765,153	-	765,153
3400 Other Funds Ltd	40,284,143	(36,340,807)	3,943,336	-	3,943,336
6400 Federal Funds Ltd	3,867,302	(3,867,302)	-	-	-
TOTAL ENDING BALANCE	**$44,916,598**	**($40,208,109)**	**$4,708,489**	**-**	**$4,708,489**
AUTHORIZED POSITIONS					
8150 Class/Unclass Positions	153	-	153	-	153
AUTHORIZED FTE					
8250 Class/Unclass FTE Positions	153.00	-	153.00	-	153.00

Housing & Community Svcs Dept ***Agency Number: 91400***

Detail Revenues & Expenditures - Requested Budget **Version: V - 01 - Agency Request Budget**

2027-29 Biennium **Cross Reference Number: 91400-040-00-00-00000**

Single Family Housing Programs

Description	2027-29 Base Budget	Essential Packages	2027-29 Current Service Level	Policy Packages	2027-29 Agency Request Budget
BEGINNING BALANCE					
0025 Beginning Balance					
3400 Other Funds Ltd	67,735,686	-	67,735,686	-	67,735,686
REVENUE CATEGORIES					
GENERAL FUND APPROPRIATION					
0050 General Fund Appropriation					
8000 General Fund	12,414,384	(8,199,151)	4,215,233	-	4,215,233
TAXES					
0190 Other Selective Taxes					
3400 Other Funds Ltd	1,328,543	-	1,328,543	-	1,328,543
LICENSES AND FEES					
0210 Non-business Lic. and Fees					
3400 Other Funds Ltd	328,200	-	328,200	-	328,200
CHARGES FOR SERVICES					
0410 Charges for Services					
3400 Other Funds Ltd	1,212,577	-	1,212,577	-	1,212,577
0415 Admin and Service Charges					
3400 Other Funds Ltd	3,917,991	-	3,917,991	-	3,917,991
TOTAL CHARGES FOR SERVICES					
3400 Other Funds Ltd	5,130,568	-	5,130,568	-	5,130,568
FINES, RENTS AND ROYALTIES					
0505 Fines and Forfeitures					
3400 Other Funds Ltd	37,000	-	37,000	-	37,000

Housing & Community Svcs Dept ***Agency Number: 91400***

Detail Revenues & Expenditures - Requested Budget **Version: V - 01 - Agency Request Budget**
2027-29 Biennium **Cross Reference Number: 91400-040-00-00-00000**
Single Family Housing Programs

Description	2027-29 Base Budget	Essential Packages	2027-29 Current Service Level	Policy Packages	2027-29 Agency Request Budget
BOND SALES					
0565 Lottery Bonds					
3400 Other Funds Ltd	-	-	-	7,500,000	7,500,000
INTEREST EARNINGS					
0605 Interest Income					
3200 Other Funds Non-Ltd	899,607	-	899,607	-	899,607
3400 Other Funds Ltd	6,261,870	-	6,261,870	-	6,261,870
All Funds	7,161,477	-	7,161,477	-	7,161,477
LOAN REPAYMENT					
0930 Housing Div Loan Repayments					
3200 Other Funds Non-Ltd	1,802,881	-	1,802,881	-	1,802,881
3400 Other Funds Ltd	8,072,778	-	8,072,778	-	8,072,778
All Funds	9,875,659	-	9,875,659	-	9,875,659
OTHER					
0975 Other Revenues					
3400 Other Funds Ltd	581,138	-	581,138	618,262	1,199,400
FEDERAL FUNDS REVENUE					
0995 Federal Funds					
6400 Federal Funds Ltd	21,302,729	-	21,302,729	-	21,302,729
TRANSFERS IN					
1060 Transfer from General Fund					
3400 Other Funds Ltd	5,900,000	(5,900,000)	-	-	-
1150 Tsfr From Revenue, Dept of					

Housing & Community Svcs Dept ***Agency Number: 91400***

Detail Revenues & Expenditures - Requested Budget **Version: V - 01 - Agency Request Budget**

2027-29 Biennium **Cross Reference Number: 91400-040-00-00-00000**

Single Family Housing Programs

Description	2027-29 Base Budget	Essential Packages	2027-29 Current Service Level	Policy Packages	2027-29 Agency Request Budget
3400 Other Funds Ltd	7,218,820	-	7,218,820	-	7,218,820
TOTAL TRANSFERS IN					
3400 Other Funds Ltd	13,118,820	(5,900,000)	7,218,820	-	7,218,820
TOTAL REVENUES					
8000 General Fund	12,414,384	(8,199,151)	4,215,233	-	4,215,233
3200 Other Funds Non-Ltd	2,702,488	-	2,702,488	-	2,702,488
3400 Other Funds Ltd	34,858,917	(5,900,000)	28,958,917	8,118,262	37,077,179
6400 Federal Funds Ltd	21,302,729	-	21,302,729	-	21,302,729
TOTAL REVENUES	**$71,278,518**	**($14,099,151)**	**$57,179,367**	**$8,118,262**	**$65,297,629**
TRANSFERS OUT					
2010 Transfer Out - Intrafund					
3400 Other Funds Ltd	(4,649,241)	-	(4,649,241)	-	(4,649,241)
6400 Federal Funds Ltd	(4,076,760)	-	(4,076,760)	-	(4,076,760)
All Funds	(8,726,001)	-	(8,726,001)	-	(8,726,001)
AVAILABLE REVENUES					
8000 General Fund	12,414,384	(8,199,151)	4,215,233	-	4,215,233
3200 Other Funds Non-Ltd	2,702,488	-	2,702,488	-	2,702,488
3400 Other Funds Ltd	97,945,362	(5,900,000)	92,045,362	8,118,262	100,163,624
6400 Federal Funds Ltd	17,225,969	-	17,225,969	-	17,225,969
TOTAL AVAILABLE REVENUES	**$130,288,203**	**($14,099,151)**	**$116,189,052**	**$8,118,262**	**$124,307,314**
EXPENDITURES					
PERSONAL SERVICES					
SALARIES & WAGES					

Housing & Community Svcs Dept ***Agency Number: 91400***

Detail Revenues & Expenditures - Requested Budget **Version: V - 01 - Agency Request Budget**

2027-29 Biennium **Cross Reference Number: 91400-040-00-00-00000**

Single Family Housing Programs

Description	2027-29 Base Budget	Essential Packages	2027-29 Current Service Level	Policy Packages	2027-29 Agency Request Budget
3110 Class/Unclass Sal. and Per Diem					
8000 General Fund	1,529,208	-	1,529,208	-	1,529,208
3400 Other Funds Ltd	5,194,915	-	5,194,915	370,830	5,565,745
6400 Federal Funds Ltd	25,085	-	25,085	-	25,085
All Funds	6,749,208	-	6,749,208	370,830	7,120,038
OTHER PAYROLL EXPENSES					
3210 Empl. Rel. Bd. Assessments					
8000 General Fund	474	-	474	-	474
3400 Other Funds Ltd	1,726	-	1,726	149	1,875
6400 Federal Funds Ltd	12	-	12	-	12
All Funds	2,212	-	2,212	149	2,361
3220 Public Employees' Retire Cont					
8000 General Fund	378,019	-	378,019	-	378,019
3400 Other Funds Ltd	1,284,182	-	1,284,182	91,669	1,375,851
6400 Federal Funds Ltd	6,201	-	6,201	-	6,201
All Funds	1,668,402	-	1,668,402	91,669	1,760,071
3230 Social Security Taxes					
8000 General Fund	116,985	-	116,985	-	116,985
3400 Other Funds Ltd	397,410	-	397,410	28,368	425,778
6400 Federal Funds Ltd	1,919	-	1,919	-	1,919
All Funds	516,314	-	516,314	28,368	544,682
3241 Paid Family Medical Leave Insurance					
8000 General Fund	6,117	-	6,117	-	6,117

Description	2027-29 Base Budget	Essential Packages	2027-29 Current Service Level	Policy Packages	2027-29 Agency Request Budget
3400 Other Funds Ltd	20,781	-	20,781	1,483	22,264
6400 Federal Funds Ltd	100	-	100	-	100
All Funds	26,998	-	26,998	1,483	28,481
3250 Worker's Comp. Assess. (WCD)					
8000 General Fund	228	-	228	-	228
3400 Other Funds Ltd	830	-	830	71	901
6400 Federal Funds Ltd	6	-	6	-	6
All Funds	1,064	-	1,064	71	1,135
3260 Mass Transit Tax					
8000 General Fund	13,631	(4,456)	9,175	-	9,175
3400 Other Funds Ltd	24,783	6,386	31,169	2,225	33,394
All Funds	38,414	1,930	40,344	2,225	42,569
3270 Flexible Benefits					
8000 General Fund	264,960	-	264,960	-	264,960
3400 Other Funds Ltd	964,896	-	964,896	82,800	1,047,696
6400 Federal Funds Ltd	6,624	-	6,624	-	6,624
All Funds	1,236,480	-	1,236,480	82,800	1,319,280
TOTAL OTHER PAYROLL EXPENSES					
8000 General Fund	780,414	(4,456)	775,958	-	775,958
3400 Other Funds Ltd	2,694,608	6,386	2,700,994	206,765	2,907,759
6400 Federal Funds Ltd	14,862	-	14,862	-	14,862
TOTAL OTHER PAYROLL EXPENSES	**$3,489,884**	**$1,930**	**$3,491,814**	**$206,765**	**$3,698,579**
P.S. BUDGET ADJUSTMENTS					

Description	2027-29 Base Budget	Essential Packages	2027-29 Current Service Level	Policy Packages	2027-29 Agency Request Budget
3455 Vacancy Savings					
8000 General Fund	(97,510)	21,050	(76,460)	-	(76,460)
3400 Other Funds Ltd	(196,061)	(63,685)	(259,746)	-	(259,746)
6400 Federal Funds Ltd	(1,124)	(130)	(1,254)	-	(1,254)
All Funds	(294,695)	(42,765)	(337,460)	-	(337,460)
TOTAL PERSONAL SERVICES					
8000 General Fund	2,212,112	16,594	2,228,706	-	2,228,706
3400 Other Funds Ltd	7,693,462	(57,299)	7,636,163	577,595	8,213,758
6400 Federal Funds Ltd	38,823	(130)	38,693	-	38,693
TOTAL PERSONAL SERVICES	**$9,944,397**	**($40,835)**	**$9,903,562**	**$577,595**	**$10,481,157**
SERVICES & SUPPLIES					
4100 Instate Travel					
8000 General Fund	23,797	1,166	24,963	-	24,963
3400 Other Funds Ltd	32,107	1,573	33,680	3,384	37,064
All Funds	55,904	2,739	58,643	3,384	62,027
4125 Out of State Travel					
3400 Other Funds Ltd	16,100	789	16,889	-	16,889
4150 Employee Training					
8000 General Fund	18,479	905	19,384	-	19,384
3400 Other Funds Ltd	29,444	1,443	30,887	2,850	33,737
All Funds	47,923	2,348	50,271	2,850	53,121
4175 Office Expenses					
8000 General Fund	42,563	2,086	44,649	-	44,649

Description	2027-29 Base Budget	Essential Packages	2027-29 Current Service Level	Policy Packages	2027-29 Agency Request Budget
3400 Other Funds Ltd	55,745	2,732	58,477	6,091	64,568
All Funds	98,308	4,818	103,126	6,091	109,217
4200 Telecommunications					
8000 General Fund	14,986	734	15,720	-	15,720
3400 Other Funds Ltd	20,938	1,026	21,964	2,030	23,994
All Funds	35,924	1,760	37,684	2,030	39,714
4250 Data Processing					
8000 General Fund	15,737	771	16,508	-	16,508
3400 Other Funds Ltd	16,245	796	17,041	2,482	19,523
All Funds	31,982	1,567	33,549	2,482	36,031
4275 Publicity and Publications					
3400 Other Funds Ltd	3,691	181	3,872	-	3,872
4300 Professional Services					
8000 General Fund	471,786	(406,201)	65,585	-	65,585
3400 Other Funds Ltd	276,459	25,711	302,170	-	302,170
6400 Federal Funds Ltd	1,875,000	174,375	2,049,375	-	2,049,375
All Funds	2,623,245	(206,115)	2,417,130	-	2,417,130
4315 IT Professional Services					
8000 General Fund	2,176	202	2,378	-	2,378
3400 Other Funds Ltd	1,151	107	1,258	-	1,258
All Funds	3,327	309	3,636	-	3,636
4325 Attorney General					
8000 General Fund	15,169	1,411	16,580	-	16,580

Housing & Community Svcs Dept ***Agency Number: 91400***

Detail Revenues & Expenditures - Requested Budget **Version: V - 01 - Agency Request Budget**

2027-29 Biennium **Cross Reference Number: 91400-040-00-00-00000**

Single Family Housing Programs

Description	2027-29 Base Budget	Essential Packages	2027-29 Current Service Level	Policy Packages	2027-29 Agency Request Budget
3400 Other Funds Ltd	42,023	3,908	45,931	-	45,931
All Funds	57,192	5,319	62,511	-	62,511
4375 Employee Recruitment and Develop					
8000 General Fund	3,542	173	3,715	-	3,715
3400 Other Funds Ltd	1,857	91	1,948	430	2,378
All Funds	5,399	264	5,663	430	6,093
4400 Dues and Subscriptions					
8000 General Fund	215	11	226	-	226
3400 Other Funds Ltd	1,854	91	1,945	-	1,945
All Funds	2,069	102	2,171	-	2,171
4475 Facilities Maintenance					
3400 Other Funds Ltd	642	31	673	-	673
4650 Other Services and Supplies					
8000 General Fund	296,913	14,548	311,461	-	311,461
3400 Other Funds Ltd	271,806	13,319	285,125	9,800	294,925
All Funds	568,719	27,867	596,586	9,800	606,386
4700 Expendable Prop 250 - 5000					
8000 General Fund	22,015	1,079	23,094	-	23,094
3400 Other Funds Ltd	9,156	449	9,605	8,600	18,205
All Funds	31,171	1,528	32,699	8,600	41,299
4715 IT Expendable Property					
8000 General Fund	23,118	1,133	24,251	-	24,251
3400 Other Funds Ltd	45,543	2,232	47,775	5,000	52,775

Description	2027-29 Base Budget	Essential Packages	2027-29 Current Service Level	Policy Packages	2027-29 Agency Request Budget
All Funds	68,661	3,365	72,026	5,000	77,026
TOTAL SERVICES & SUPPLIES					
8000 General Fund	950,496	(381,982)	568,514	-	568,514
3400 Other Funds Ltd	824,761	54,479	879,240	40,667	919,907
6400 Federal Funds Ltd	1,875,000	174,375	2,049,375	-	2,049,375
TOTAL SERVICES & SUPPLIES	**$3,650,257**	**($153,128)**	**$3,497,129**	**$40,667**	**$3,537,796**
SPECIAL PAYMENTS					
6015 Dist to Cities					
6400 Federal Funds Ltd	822,552	40,305	862,857	-	862,857
6020 Dist to Counties					
3400 Other Funds Ltd	290,845	14,251	305,096	-	305,096
6030 Dist to Non-Gov Units					
6400 Federal Funds Ltd	2,000,000	98,000	2,098,000	-	2,098,000
6050 Dist to Non-Profit Organizations					
8000 General Fund	1,351,776	66,237	1,418,013	-	1,418,013
3400 Other Funds Ltd	12,918,291	632,996	13,551,287	-	13,551,287
All Funds	14,270,067	699,233	14,969,300	-	14,969,300
6060 Intra-Agency Gen Fund Transfer					
8000 General Fund	5,900,000	(5,900,000)	-	-	-
6080 Loans Made - Other					
3400 Other Funds Ltd	4,118,820	201,822	4,320,642	-	4,320,642
6085 Other Special Payments					
8000 General Fund	2,000,000	(2,000,000)	-	-	-

Housing & Community Svcs Dept ***Agency Number: 91400***

Detail Revenues & Expenditures - Requested Budget **Version: V - 01 - Agency Request Budget**

2027-29 Biennium **Cross Reference Number: 91400-040-00-00-00000**

Single Family Housing Programs

Description	2027-29 Base Budget	Essential Packages	2027-29 Current Service Level	Policy Packages	2027-29 Agency Request Budget
3400 Other Funds Ltd	42,271,236	(7,637,954)	34,633,282	7,500,000	42,133,282
6400 Federal Funds Ltd	7,364,000	360,836	7,724,836	-	7,724,836
All Funds	51,635,236	(9,277,118)	42,358,118	7,500,000	49,858,118
TOTAL SPECIAL PAYMENTS					
8000 General Fund	9,251,776	(7,833,763)	1,418,013	-	1,418,013
3400 Other Funds Ltd	59,599,192	(6,788,885)	52,810,307	7,500,000	60,310,307
6400 Federal Funds Ltd	10,186,552	499,141	10,685,693	-	10,685,693
TOTAL SPECIAL PAYMENTS	**$79,037,520**	**($14,123,507)**	**$64,914,013**	**$7,500,000**	**$72,414,013**
TOTAL EXPENDITURES					
8000 General Fund	12,414,384	(8,199,151)	4,215,233	-	4,215,233
3400 Other Funds Ltd	68,117,415	(6,791,705)	61,325,710	8,118,262	69,443,972
6400 Federal Funds Ltd	12,100,375	673,386	12,773,761	-	12,773,761
TOTAL EXPENDITURES	**$92,632,174**	**($14,317,470)**	**$78,314,704**	**$8,118,262**	**$86,432,966**
ENDING BALANCE					
3200 Other Funds Non-Ltd	2,702,488	-	2,702,488	-	2,702,488
3400 Other Funds Ltd	29,827,947	891,705	30,719,652	-	30,719,652
6400 Federal Funds Ltd	5,125,594	(673,386)	4,452,208	-	4,452,208
TOTAL ENDING BALANCE	**$37,656,029**	**$218,319**	**$37,874,348**	**-**	**$37,874,348**
AUTHORIZED POSITIONS					
8150 Class/Unclass Positions	28	-	28	2	30
AUTHORIZED FTE					
8250 Class/Unclass FTE Positions	28.00	-	28.00	1.88	29.88

Housing & Community Svcs Dept ***Agency Number: 91400***

Detail Revenues & Expenditures - Requested Budget **Version: V - 01 - Agency Request Budget**
2027-29 Biennium **Cross Reference Number: 91400-060-00-00-00000**
Disaster Recovery & Resiliency

Description	2027-29 Base Budget	Essential Packages	2027-29 Current Service Level	Policy Packages	2027-29 Agency Request Budget
BEGINNING BALANCE					
0025 Beginning Balance					
3400 Other Funds Ltd	1,901,421	-	1,901,421	-	1,901,421
0030 Beginning Balance Adjustment					
3400 Other Funds Ltd	4,941,831	-	4,941,831	-	4,941,831
TOTAL BEGINNING BALANCE					
3400 Other Funds Ltd	6,843,252	-	6,843,252	-	6,843,252
REVENUE CATEGORIES					
GENERAL FUND APPROPRIATION					
0050 General Fund Appropriation					
8000 General Fund	1,195,002	22,048	1,217,050	-	1,217,050
INTEREST EARNINGS					
0605 Interest Income					
3400 Other Funds Ltd	1,612,001	-	1,612,001	-	1,612,001
FEDERAL FUNDS REVENUE					
0995 Federal Funds					
6400 Federal Funds Ltd	236,910,778	-	236,910,778	-	236,910,778
TOTAL REVENUES					
8000 General Fund	1,195,002	22,048	1,217,050	-	1,217,050
3400 Other Funds Ltd	1,612,001	-	1,612,001	-	1,612,001
6400 Federal Funds Ltd	236,910,778	-	236,910,778	-	236,910,778
TOTAL REVENUES	**$239,717,781**	**$22,048**	**$239,739,829**	**-**	**$239,739,829**
AVAILABLE REVENUES					

Description	2027-29 Base Budget	Essential Packages	2027-29 Current Service Level	Policy Packages	2027-29 Agency Request Budget
8000 General Fund	1,195,002	22,048	1,217,050	-	1,217,050
3400 Other Funds Ltd	8,455,253	-	8,455,253	-	8,455,253
6400 Federal Funds Ltd	236,910,778	-	236,910,778	-	236,910,778
TOTAL AVAILABLE REVENUES	**$246,561,033**	**$22,048**	**$246,583,081**	**-**	**$246,583,081**
EXPENDITURES					
PERSONAL SERVICES					
SALARIES & WAGES					
3110 Class/Unclass Sal. and Per Diem					
8000 General Fund	762,240	(173,448)	588,792	-	588,792
3400 Other Funds Ltd	527,616	-	527,616	-	527,616
6400 Federal Funds Ltd	2,227,368	4,715,808	6,943,176	-	6,943,176
All Funds	3,517,224	4,542,360	8,059,584	-	8,059,584
OTHER PAYROLL EXPENSES					
3210 Empl. Rel. Bd. Assessments					
8000 General Fund	237	-	237	-	237
3400 Other Funds Ltd	158	-	158	-	158
6400 Federal Funds Ltd	632	1,580	2,212	-	2,212
All Funds	1,027	1,580	2,607	-	2,607
3220 Public Employees' Retire Cont					
8000 General Fund	188,426	(42,877)	145,549	-	145,549
3400 Other Funds Ltd	130,427	-	130,427	-	130,427
6400 Federal Funds Ltd	550,606	1,165,748	1,716,354	-	1,716,354
All Funds	869,459	1,122,871	1,992,330	-	1,992,330

Description	2027-29 Base Budget	Essential Packages	2027-29 Current Service Level	Policy Packages	2027-29 Agency Request Budget
3230 Social Security Taxes					
8000 General Fund	58,312	(13,269)	45,043	-	45,043
3400 Other Funds Ltd	40,362	-	40,362	-	40,362
6400 Federal Funds Ltd	170,394	360,760	531,154	-	531,154
All Funds	269,068	347,491	616,559	-	616,559
3241 Paid Family Medical Leave Insurance					
8000 General Fund	3,049	(693)	2,356	-	2,356
3400 Other Funds Ltd	2,111	-	2,111	-	2,111
6400 Federal Funds Ltd	8,910	18,864	27,774	-	27,774
All Funds	14,070	18,171	32,241	-	32,241
3250 Worker's Comp. Assess. (WCD)					
8000 General Fund	114	-	114	-	114
3400 Other Funds Ltd	76	-	76	-	76
6400 Federal Funds Ltd	304	760	1,064	-	1,064
All Funds	494	760	1,254	-	1,254
3260 Mass Transit Tax					
8000 General Fund	3,973	600	4,573	-	4,573
3400 Other Funds Ltd	2,824	342	3,166	-	3,166
All Funds	6,797	942	7,739	-	7,739
3270 Flexible Benefits					
8000 General Fund	132,480	-	132,480	-	132,480
3400 Other Funds Ltd	88,320	-	88,320	-	88,320
6400 Federal Funds Ltd	353,280	883,200	1,236,480	-	1,236,480

Description	2027-29 Base Budget	Essential Packages	2027-29 Current Service Level	Policy Packages	2027-29 Agency Request Budget
All Funds	574,080	883,200	1,457,280	-	1,457,280
TOTAL OTHER PAYROLL EXPENSES					
8000 General Fund	386,591	(56,239)	330,352	-	330,352
3400 Other Funds Ltd	264,278	342	264,620	-	264,620
6400 Federal Funds Ltd	1,084,126	2,430,912	3,515,038	-	3,515,038
TOTAL OTHER PAYROLL EXPENSES	**$1,734,995**	**$2,375,015**	**$4,110,010**	**-**	**$4,110,010**
P.S. BUDGET ADJUSTMENTS					
3455 Vacancy Savings					
8000 General Fund	(46,353)	16,914	(29,439)	-	(29,439)
3400 Other Funds Ltd	(23,530)	(2,851)	(26,381)	-	(26,381)
6400 Federal Funds Ltd	(97,596)	(249,563)	(347,159)	-	(347,159)
All Funds	(167,479)	(235,500)	(402,979)	-	(402,979)
TOTAL PERSONAL SERVICES					
8000 General Fund	1,102,478	(212,773)	889,705	-	889,705
3400 Other Funds Ltd	768,364	(2,509)	765,855	-	765,855
6400 Federal Funds Ltd	3,213,898	6,897,157	10,111,055	-	10,111,055
TOTAL PERSONAL SERVICES	**$5,084,740**	**$6,681,875**	**$11,766,615**	**-**	**$11,766,615**
SERVICES & SUPPLIES					
4100 Instate Travel					
8000 General Fund	9,663	4,073	13,736	-	13,736
3400 Other Funds Ltd	-	1,800	1,800	-	1,800
6400 Federal Funds Ltd	56,550	6,005	62,555	-	62,555
All Funds	66,213	11,878	78,091	-	78,091

Description	2027-29 Base Budget	Essential Packages	2027-29 Current Service Level	Policy Packages	2027-29 Agency Request Budget
4150 Employee Training					
8000 General Fund	8,484	3,266	11,750	-	11,750
3400 Other Funds Ltd	-	1,425	1,425	-	1,425
6400 Federal Funds Ltd	62,640	5,593	68,233	-	68,233
All Funds	71,124	10,284	81,408	-	81,408
4175 Office Expenses					
8000 General Fund	17,301	7,328	24,629	-	24,629
3400 Other Funds Ltd	-	3,240	3,240	-	3,240
6400 Federal Funds Ltd	101,500	10,969	112,469	-	112,469
All Funds	118,801	21,537	140,338	-	140,338
4200 Telecommunications					
8000 General Fund	6,064	2,457	8,521	-	8,521
3400 Other Funds Ltd	-	1,800	1,800	-	1,800
6400 Federal Funds Ltd	36,250	3,629	39,879	-	39,879
All Funds	42,314	7,886	50,200	-	50,200
4250 Data Processing					
8000 General Fund	7,072	2,987	10,059	-	10,059
3400 Other Funds Ltd	-	1,320	1,320	-	1,320
6400 Federal Funds Ltd	47,850	5,122	52,972	-	52,972
All Funds	54,922	9,429	64,351	-	64,351
4300 Professional Services					
8000 General Fund	-	183,827	183,827	-	183,827
6400 Federal Funds Ltd	24,828,850	2,309,083	27,137,933	-	27,137,933

Description	2027-29 Base Budget	Essential Packages	2027-29 Current Service Level	Policy Packages	2027-29 Agency Request Budget
All Funds	24,828,850	2,492,910	27,321,760	-	27,321,760
4315 IT Professional Services					
6400 Federal Funds Ltd	1,500,000	139,500	1,639,500	-	1,639,500
4325 Attorney General					
6400 Federal Funds Ltd	402,878	37,467	440,345	-	440,345
4375 Employee Recruitment and Develop					
8000 General Fund	1,253	491	1,744	-	1,744
3400 Other Funds Ltd	-	215	215	-	215
6400 Federal Funds Ltd	10,150	910	11,060	-	11,060
All Funds	11,403	1,616	13,019	-	13,019
4400 Dues and Subscriptions					
6400 Federal Funds Ltd	18,850	924	19,774	-	19,774
4650 Other Services and Supplies					
8000 General Fund	29,466	16,144	45,610	-	45,610
3400 Other Funds Ltd	-	4,900	4,900	-	4,900
6400 Federal Funds Ltd	40,825	10,175	51,000	-	51,000
All Funds	70,291	31,219	101,510	-	101,510
4700 Expendable Prop 250 - 5000					
8000 General Fund	-	8,600	8,600	-	8,600
3400 Other Funds Ltd	-	4,300	4,300	-	4,300
6400 Federal Funds Ltd	134,850	49,608	184,458	-	184,458
All Funds	134,850	62,508	197,358	-	197,358
4715 IT Expendable Property					

Housing & Community Svcs Dept ***Agency Number: 91400***

Detail Revenues & Expenditures - Requested Budget **Version: V - 01 - Agency Request Budget**
2027-29 Biennium **Cross Reference Number: 91400-060-00-00-00000**
Disaster Recovery & Resiliency

Description	2027-29 Base Budget	Essential Packages	2027-29 Current Service Level	Policy Packages	2027-29 Agency Request Budget
8000 General Fund	13,221	5,648	18,869	-	18,869
3400 Other Funds Ltd	-	2,500	2,500	-	2,500
6400 Federal Funds Ltd	115,391	12,413	127,804	-	127,804
All Funds	128,612	20,561	149,173	-	149,173
TOTAL SERVICES & SUPPLIES					
8000 General Fund	92,524	234,821	327,345	-	327,345
3400 Other Funds Ltd	-	21,500	21,500	-	21,500
6400 Federal Funds Ltd	27,356,584	2,591,398	29,947,982	-	29,947,982
TOTAL SERVICES & SUPPLIES	**$27,449,108**	**$2,847,719**	**$30,296,827**	**-**	**$30,296,827**
SPECIAL PAYMENTS					
6085 Other Special Payments					
3400 Other Funds Ltd	7,309,722	358,176	7,667,898	-	7,667,898
6400 Federal Funds Ltd	187,656,569	9,195,172	196,851,741	-	196,851,741
All Funds	194,966,291	9,553,348	204,519,639	-	204,519,639
TOTAL EXPENDITURES					
8000 General Fund	1,195,002	22,048	1,217,050	-	1,217,050
3400 Other Funds Ltd	8,078,086	377,167	8,455,253	-	8,455,253
6400 Federal Funds Ltd	218,227,051	18,683,727	236,910,778	-	236,910,778
TOTAL EXPENDITURES	**$227,500,139**	**$19,082,942**	**$246,583,081**	**-**	**$246,583,081**
ENDING BALANCE					
3400 Other Funds Ltd	377,167	(377,167)	-	-	-
6400 Federal Funds Ltd	18,683,727	(18,683,727)	-	-	-
TOTAL ENDING BALANCE	**$19,060,894**	**($19,060,894)**	**-**	**-**	**-**

Housing & Community Svcs Dept ***Agency Number: 91400***

Detail Revenues & Expenditures - Requested Budget **Version: V - 01 - Agency Request Budget**

2027-29 Biennium **Cross Reference Number: 91400-060-00-00-00000**

Disaster Recovery & Resiliency

Description	2027-29 Base Budget	Essential Packages	2027-29 Current Service Level	Policy Packages	2027-29 Agency Request Budget
AUTHORIZED POSITIONS					
8150 Class/Unclass Positions	13	20	33	-	33
AUTHORIZED FTE					
8250 Class/Unclass FTE Positions	13.00	20.00	33.00	-	33.00

Housing & Community Svcs Dept ***Agency Number: 91400***

Detail Revenues & Expenditures - Requested Budget **Version: V - 01 - Agency Request Budget**
2027-29 Biennium **Cross Reference Number: 91400-070-00-00-00000**
Central Services

Description	2027-29 Base Budget	Essential Packages	2027-29 Current Service Level	Policy Packages	2027-29 Agency Request Budget
REVENUE CATEGORIES					
GENERAL FUND APPROPRIATION					
0050 General Fund Appropriation					
8000 General Fund	11,833,972	508,594	12,342,566	-	12,342,566
TRANSFERS IN					
1010 Transfer In - Intrafund					
3400 Other Funds Ltd	51,493,179	-	51,493,179	-	51,493,179
6400 Federal Funds Ltd	6,539,954	-	6,539,954	-	6,539,954
All Funds	58,033,133	-	58,033,133	-	58,033,133
TOTAL REVENUES					
8000 General Fund	11,833,972	508,594	12,342,566	-	12,342,566
3400 Other Funds Ltd	51,493,179	-	51,493,179	-	51,493,179
6400 Federal Funds Ltd	6,539,954	-	6,539,954	-	6,539,954
TOTAL REVENUES	**$69,867,105**	**$508,594**	**$70,375,699**	**-**	**$70,375,699**
AVAILABLE REVENUES					
8000 General Fund	11,833,972	508,594	12,342,566	-	12,342,566
3400 Other Funds Ltd	51,493,179	-	51,493,179	-	51,493,179
6400 Federal Funds Ltd	6,539,954	-	6,539,954	-	6,539,954
TOTAL AVAILABLE REVENUES	**$69,867,105**	**$508,594**	**$70,375,699**	**-**	**$70,375,699**
EXPENDITURES					
PERSONAL SERVICES					
SALARIES & WAGES					
3110 Class/Unclass Sal. and Per Diem					

Description	2027-29 Base Budget	Essential Packages	2027-29 Current Service Level	Policy Packages	2027-29 Agency Request Budget
8000 General Fund	6,529,428	-	6,529,428	-	6,529,428
3400 Other Funds Ltd	26,106,250	-	26,106,250	-	26,106,250
6400 Federal Funds Ltd	3,320,596	-	3,320,596	-	3,320,596
All Funds	35,956,274	-	35,956,274	-	35,956,274
3160 Temporary Appointments					
3400 Other Funds Ltd	83,035	4,069	87,104	-	87,104
6400 Federal Funds Ltd	722	35	757	-	757
All Funds	83,757	4,104	87,861	-	87,861
3190 All Other Differential					
3400 Other Funds Ltd	11,449	561	12,010	-	12,010
6400 Federal Funds Ltd	150	7	157	-	157
All Funds	11,599	568	12,167	-	12,167
TOTAL SALARIES & WAGES					
8000 General Fund	6,529,428	-	6,529,428	-	6,529,428
3400 Other Funds Ltd	26,200,734	4,630	26,205,364	-	26,205,364
6400 Federal Funds Ltd	3,321,468	42	3,321,510	-	3,321,510
TOTAL SALARIES & WAGES	**$36,051,630**	**$4,672**	**$36,056,302**	**-**	**$36,056,302**
OTHER PAYROLL EXPENSES					
3210 Empl. Rel. Bd. Assessments					
8000 General Fund	2,129	-	2,129	-	2,129
3400 Other Funds Ltd	8,781	-	8,781	-	8,781
6400 Federal Funds Ltd	1,143	-	1,143	-	1,143
All Funds	12,053	-	12,053	-	12,053

Description	2027-29 Base Budget	Essential Packages	2027-29 Current Service Level	Policy Packages	2027-29 Agency Request Budget
3220 Public Employees' Retire Cont					
8000 General Fund	1,614,073	-	1,614,073	-	1,614,073
3400 Other Funds Ltd	6,454,694	139	6,454,833	-	6,454,833
6400 Federal Funds Ltd	820,886	2	820,888	-	820,888
All Funds	8,889,653	141	8,889,794	-	8,889,794
3230 Social Security Taxes					
8000 General Fund	496,537	-	496,537	-	496,537
3400 Other Funds Ltd	1,978,297	354	1,978,651	-	1,978,651
6400 Federal Funds Ltd	250,868	4	250,872	-	250,872
All Funds	2,725,702	358	2,726,060	-	2,726,060
3240 Unemployment Assessments					
3400 Other Funds Ltd	4,482	220	4,702	-	4,702
6400 Federal Funds Ltd	25	1	26	-	26
All Funds	4,507	221	4,728	-	4,728
3241 Paid Family Medical Leave Insurance					
8000 General Fund	25,930	-	25,930	-	25,930
3400 Other Funds Ltd	102,770	2	102,772	-	102,772
6400 Federal Funds Ltd	13,081	-	13,081	-	13,081
All Funds	141,781	2	141,783	-	141,783
3250 Worker's Comp. Assess. (WCD)					
8000 General Fund	1,028	-	1,028	-	1,028
3400 Other Funds Ltd	4,215	-	4,215	-	4,215
6400 Federal Funds Ltd	575	-	575	-	575

Description	2027-29 Base Budget	Essential Packages	2027-29 Current Service Level	Policy Packages	2027-29 Agency Request Budget
All Funds	5,818	-	5,818	-	5,818
3260 Mass Transit Tax					
8000 General Fund	15,065	24,112	39,177	-	39,177
3400 Other Funds Ltd	127,270	29,961	157,231	-	157,231
All Funds	142,335	54,073	196,408	-	196,408
3270 Flexible Benefits					
8000 General Fund	1,193,650	-	1,193,650	-	1,193,650
3400 Other Funds Ltd	4,915,179	-	4,915,179	-	4,915,179
6400 Federal Funds Ltd	647,651	-	647,651	-	647,651
All Funds	6,756,480	-	6,756,480	-	6,756,480
3280 Other OPE					
6400 Federal Funds Ltd	16	-	16	-	16
TOTAL OTHER PAYROLL EXPENSES					
8000 General Fund	3,348,412	24,112	3,372,524	-	3,372,524
3400 Other Funds Ltd	13,595,688	30,676	13,626,364	-	13,626,364
6400 Federal Funds Ltd	1,734,245	7	1,734,252	-	1,734,252
TOTAL OTHER PAYROLL EXPENSES	**$18,678,345**	**$54,795**	**$18,733,140**	**-**	**$18,733,140**
P.S. BUDGET ADJUSTMENTS					
3455 Vacancy Savings					
8000 General Fund	(271,570)	(54,902)	(326,472)	-	(326,472)
3400 Other Funds Ltd	(1,133,111)	(177,157)	(1,310,268)	-	(1,310,268)
6400 Federal Funds Ltd	(156,469)	(9,605)	(166,074)	-	(166,074)
All Funds	(1,561,150)	(241,664)	(1,802,814)	-	(1,802,814)

Housing & Community Svcs Dept ***Agency Number: 91400***

Detail Revenues & Expenditures - Requested Budget **Version: V - 01 - Agency Request Budget**
2027-29 Biennium **Cross Reference Number: 91400-070-00-00-00000**
Central Services

Description	2027-29 Base Budget	Essential Packages	2027-29 Current Service Level	Policy Packages	2027-29 Agency Request Budget
TOTAL PERSONAL SERVICES					
8000 General Fund	9,606,270	(30,790)	9,575,480	-	9,575,480
3400 Other Funds Ltd	38,663,311	(141,851)	38,521,460	-	38,521,460
6400 Federal Funds Ltd	4,899,244	(9,556)	4,889,688	-	4,889,688
TOTAL PERSONAL SERVICES	**$53,168,825**	**($182,197)**	**$52,986,628**	**-**	**$52,986,628**
SERVICES & SUPPLIES					
4100 Instate Travel					
8000 General Fund	36,219	1,775	37,994	-	37,994
3400 Other Funds Ltd	172,709	8,463	181,172	-	181,172
6400 Federal Funds Ltd	43,298	2,122	45,420	-	45,420
All Funds	252,226	12,360	264,586	-	264,586
4125 Out of State Travel					
3400 Other Funds Ltd	59,013	2,892	61,905	-	61,905
6400 Federal Funds Ltd	6,670	327	6,997	-	6,997
All Funds	65,683	3,219	68,902	-	68,902
4150 Employee Training					
8000 General Fund	29,426	1,443	30,869	-	30,869
3400 Other Funds Ltd	143,546	7,034	150,580	-	150,580
6400 Federal Funds Ltd	44,970	2,203	47,173	-	47,173
All Funds	217,942	10,680	228,622	-	228,622
4175 Office Expenses					
8000 General Fund	65,196	3,195	68,391	-	68,391
3400 Other Funds Ltd	373,784	18,315	392,099	-	392,099

Description	2027-29 Base Budget	Essential Packages	2027-29 Current Service Level	Policy Packages	2027-29 Agency Request Budget
6400 Federal Funds Ltd	70,124	3,437	73,561	-	73,561
All Funds	509,104	24,947	534,051	-	534,051
4200 Telecommunications					
8000 General Fund	25,323	1,241	26,564	-	26,564
3400 Other Funds Ltd	147,809	7,243	155,052	-	155,052
6400 Federal Funds Ltd	23,589	1,156	24,745	-	24,745
All Funds	196,721	9,640	206,361	-	206,361
4225 State Gov. Service Charges					
8000 General Fund	976,363	478,065	1,454,428	-	1,454,428
3400 Other Funds Ltd	5,699,530	574,639	6,274,169	-	6,274,169
6400 Federal Funds Ltd	751,648	30,664	782,312	-	782,312
All Funds	7,427,541	1,083,368	8,510,909	-	8,510,909
4250 Data Processing					
8000 General Fund	30,951	1,517	32,468	-	32,468
3400 Other Funds Ltd	730,295	35,783	766,078	-	766,078
6400 Federal Funds Ltd	27,885	1,364	29,249	-	29,249
All Funds	789,131	38,664	827,795	-	827,795
4275 Publicity and Publications					
3400 Other Funds Ltd	13,270	650	13,920	-	13,920
4300 Professional Services					
3400 Other Funds Ltd	421,824	39,230	461,054	-	461,054
4315 IT Professional Services					
3400 Other Funds Ltd	4,094	382	4,476	-	4,476

Description	2027-29 Base Budget	Essential Packages	2027-29 Current Service Level	Policy Packages	2027-29 Agency Request Budget
4325 Attorney General					
3400 Other Funds Ltd	193,779	18,021	211,800	-	211,800
4375 Employee Recruitment and Develop					
8000 General Fund	4,440	217	4,657	-	4,657
3400 Other Funds Ltd	15,840	777	16,617	-	16,617
6400 Federal Funds Ltd	5,061	247	5,308	-	5,308
All Funds	25,341	1,241	26,582	-	26,582
4400 Dues and Subscriptions					
3400 Other Funds Ltd	96,552	4,731	101,283	-	101,283
4425 Facilities Rental and Taxes					
8000 General Fund	412,503	20,213	432,716	-	432,716
3400 Other Funds Ltd	2,406,552	117,921	2,524,473	-	2,524,473
6400 Federal Funds Ltd	317,575	15,561	333,136	-	333,136
All Funds	3,136,630	153,695	3,290,325	-	3,290,325
4475 Facilities Maintenance					
3400 Other Funds Ltd	14,627	717	15,344	-	15,344
6400 Federal Funds Ltd	2,437	119	2,556	-	2,556
All Funds	17,064	836	17,900	-	17,900
4575 Agency Program Related S and S					
3400 Other Funds Ltd	195,530	9,581	205,111	-	205,111
4650 Other Services and Supplies					
8000 General Fund	487,570	23,891	511,461	-	511,461
3400 Other Funds Ltd	680,851	33,362	714,213	-	714,213

Description	2027-29 Base Budget	Essential Packages	2027-29 Current Service Level	Policy Packages	2027-29 Agency Request Budget
6400 Federal Funds Ltd	184,831	9,056	193,887	-	193,887
All Funds	1,353,252	66,309	1,419,561	-	1,419,561
4700 Expendable Prop 250 - 5000					
8000 General Fund	94,005	4,606	98,611	-	98,611
3400 Other Funds Ltd	200,487	9,823	210,310	-	210,310
6400 Federal Funds Ltd	23,476	1,150	24,626	-	24,626
All Funds	317,968	15,579	333,547	-	333,547
4715 IT Expendable Property					
8000 General Fund	51,625	2,531	54,156	-	54,156
3400 Other Funds Ltd	404,738	19,832	424,570	-	424,570
6400 Federal Funds Ltd	66,665	3,268	69,933	-	69,933
All Funds	523,028	25,631	548,659	-	548,659
TOTAL SERVICES & SUPPLIES					
8000 General Fund	2,213,621	538,694	2,752,315	-	2,752,315
3400 Other Funds Ltd	11,974,830	909,396	12,884,226	-	12,884,226
6400 Federal Funds Ltd	1,568,229	70,674	1,638,903	-	1,638,903
TOTAL SERVICES & SUPPLIES	**$15,756,680**	**$1,518,764**	**$17,275,444**	**-**	**$17,275,444**
CAPITAL OUTLAY					
5550 Data Processing Software					
8000 General Fund	14,081	690	14,771	-	14,771
3400 Other Funds Ltd	83,406	4,087	87,493	-	87,493
6400 Federal Funds Ltd	10,832	531	11,363	-	11,363
All Funds	108,319	5,308	113,627	-	113,627

Housing & Community Svcs Dept ***Agency Number: 91400***

Detail Revenues & Expenditures - Requested Budget **Version: V - 01 - Agency Request Budget**
2027-29 Biennium **Cross Reference Number: 91400-070-00-00-00000**
Central Services

Description	2027-29 Base Budget	Essential Packages	2027-29 Current Service Level	Policy Packages	2027-29 Agency Request Budget
TOTAL EXPENDITURES					
8000 General Fund	11,833,972	508,594	12,342,566	-	12,342,566
3400 Other Funds Ltd	50,721,547	771,632	51,493,179	-	51,493,179
6400 Federal Funds Ltd	6,478,305	61,649	6,539,954	-	6,539,954
TOTAL EXPENDITURES	**$69,033,824**	**$1,341,875**	**$70,375,699**	**-**	**$70,375,699**
ENDING BALANCE					
3400 Other Funds Ltd	771,632	(771,632)	-	-	-
6400 Federal Funds Ltd	61,649	(61,649)	-	-	-
TOTAL ENDING BALANCE	**$833,281**	**($833,281)**	**-**	**-**	**-**
AUTHORIZED POSITIONS					
8150 Class/Unclass Positions	153	-	153	-	153
AUTHORIZED FTE					
8250 Class/Unclass FTE Positions	153.00	-	153.00	-	153.00

Housing & Community Svcs Dept ***Agency Number: 91400***

Detail Revenues & Expenditures - Requested Budget **Version: V - 01 - Agency Request Budget**
2027-29 Biennium **Cross Reference Number: 91400-080-00-00-00000**
Bond Activities and Debt Service

Description	2027-29 Base Budget	Essential Packages	2027-29 Current Service Level	Policy Packages	2027-29 Agency Request Budget
BEGINNING BALANCE					
0025 Beginning Balance					
3200 Other Funds Non-Ltd	129,253,117	-	129,253,117	-	129,253,117
3400 Other Funds Ltd	251,081	-	251,081	-	251,081
All Funds	129,504,198	-	129,504,198	-	129,504,198
0030 Beginning Balance Adjustment					
3200 Other Funds Non-Ltd	80,702,773	-	80,702,773	-	80,702,773
3230 Other Funds Debt Svc Non-Ltd	419,207,410	-	419,207,410	-	419,207,410
3400 Other Funds Ltd	13,915,284	-	13,915,284	-	13,915,284
All Funds	513,825,467	-	513,825,467	-	513,825,467
TOTAL BEGINNING BALANCE					
3200 Other Funds Non-Ltd	209,955,890	-	209,955,890	-	209,955,890
3230 Other Funds Debt Svc Non-Ltd	419,207,410	-	419,207,410	-	419,207,410
3400 Other Funds Ltd	14,166,365	-	14,166,365	-	14,166,365
TOTAL BEGINNING BALANCE	**$643,329,665**	**-**	**$643,329,665**	**-**	**$643,329,665**
REVENUE CATEGORIES					
GENERAL FUND APPROPRIATION					
0050 General Fund Appropriation					
8000 General Fund	280,201	159,824	440,025	-	440,025
8030 General Fund Debt Svc	379,285,440	-	379,285,440	36,700,097	415,985,537
All Funds	379,565,641	159,824	379,725,465	36,700,097	416,425,562
BOND SALES					
0555 General Fund Obligation Bonds					

Description	2027-29 Base Budget	Essential Packages	2027-29 Current Service Level	Policy Packages	2027-29 Agency Request Budget
3400 Other Funds Ltd	-	-	-	5,710,000	5,710,000
0565 Lottery Bonds					
3400 Other Funds Ltd	-	-	-	1,845,180	1,845,180
TOTAL BOND SALES					
3400 Other Funds Ltd	-	-	-	7,555,180	7,555,180
INTEREST EARNINGS					
0605 Interest Income					
3200 Other Funds Non-Ltd	120,491,514	-	120,491,514	-	120,491,514
LOAN REPAYMENT					
0930 Housing Div Loan Repayments					
3200 Other Funds Non-Ltd	266,735,906	-	266,735,906	-	266,735,906
TRANSFERS IN					
1040 Transfer In Lottery Proceeds					
4430 Lottery Funds Debt Svc Ltd	-	-	-	10,756,746	10,756,746
1107 Tsfr From Administrative Svcs					
4430 Lottery Funds Debt Svc Ltd	44,719,840	-	44,719,840	-	44,719,840
TOTAL TRANSFERS IN					
4430 Lottery Funds Debt Svc Ltd	44,719,840	-	44,719,840	10,756,746	55,476,586
TOTAL REVENUES					
8000 General Fund	280,201	159,824	440,025	-	440,025
8030 General Fund Debt Svc	379,285,440	-	379,285,440	36,700,097	415,985,537
4430 Lottery Funds Debt Svc Ltd	44,719,840	-	44,719,840	10,756,746	55,476,586
3200 Other Funds Non-Ltd	387,227,420	-	387,227,420	-	387,227,420

Housing & Community Svcs Dept ***Agency Number: 91400***

Detail Revenues & Expenditures - Requested Budget **Version: V - 01 - Agency Request Budget**
2027-29 Biennium **Cross Reference Number: 91400-080-00-00-00000**
Bond Activities and Debt Service

Description	2027-29 Base Budget	Essential Packages	2027-29 Current Service Level	Policy Packages	2027-29 Agency Request Budget
3400 Other Funds Ltd	-	-	-	7,555,180	7,555,180
TOTAL REVENUES	**$811,512,901**	**$159,824**	**$811,672,725**	**$55,012,023**	**$866,684,748**
AVAILABLE REVENUES					
8000 General Fund	280,201	159,824	440,025	-	440,025
8030 General Fund Debt Svc	379,285,440	-	379,285,440	36,700,097	415,985,537
4430 Lottery Funds Debt Svc Ltd	44,719,840	-	44,719,840	10,756,746	55,476,586
3200 Other Funds Non-Ltd	597,183,310	-	597,183,310	-	597,183,310
3230 Other Funds Debt Svc Non-Ltd	419,207,410	-	419,207,410	-	419,207,410
3400 Other Funds Ltd	14,166,365	-	14,166,365	7,555,180	21,721,545
TOTAL AVAILABLE REVENUES	**$1,454,842,566**	**$159,824**	**$1,455,002,390**	**$55,012,023**	**$1,510,014,413**
EXPENDITURES					
PERSONAL SERVICES					
SALARIES & WAGES					
3110 Class/Unclass Sal. and Per Diem					
3400 Other Funds Ltd	2,283,192	-	2,283,192	-	2,283,192
OTHER PAYROLL EXPENSES					
3210 Empl. Rel. Bd. Assessments					
3400 Other Funds Ltd	711	-	711	-	711
3220 Public Employees' Retire Cont					
3400 Other Funds Ltd	564,405	-	564,405	-	564,405
3230 Social Security Taxes					
3400 Other Funds Ltd	174,664	-	174,664	-	174,664
3241 Paid Family Medical Leave Insurance					

Description	2027-29 Base Budget	Essential Packages	2027-29 Current Service Level	Policy Packages	2027-29 Agency Request Budget
3400 Other Funds Ltd	9,133	-	9,133	-	9,133
3250 Worker's Comp. Assess. (WCD)					
3400 Other Funds Ltd	342	-	342	-	342
3260 Mass Transit Tax					
3400 Other Funds Ltd	12,278	1,421	13,699	-	13,699
3270 Flexible Benefits					
3400 Other Funds Ltd	397,440	-	397,440	-	397,440
TOTAL OTHER PAYROLL EXPENSES					
3400 Other Funds Ltd	1,158,973	1,421	1,160,394	-	1,160,394
P.S. BUDGET ADJUSTMENTS					
3455 Vacancy Savings					
3400 Other Funds Ltd	(102,317)	(11,843)	(114,160)	-	(114,160)
TOTAL PERSONAL SERVICES					
3400 Other Funds Ltd	3,339,848	(10,422)	3,329,426	-	3,329,426
SERVICES & SUPPLIES					
4100 Instate Travel					
8000 General Fund	1,800	88	1,888	-	1,888
3400 Other Funds Ltd	6,737	330	7,067	-	7,067
All Funds	8,537	418	8,955	-	8,955
4125 Out of State Travel					
3400 Other Funds Ltd	16,444	806	17,250	-	17,250
4150 Employee Training					
8000 General Fund	1,425	70	1,495	-	1,495

Description	2027-29 Base Budget	Essential Packages	2027-29 Current Service Level	Policy Packages	2027-29 Agency Request Budget
3400 Other Funds Ltd	14,879	729	15,608	-	15,608
All Funds	16,304	799	17,103	-	17,103
4175 Office Expenses					
8000 General Fund	3,240	159	3,399	-	3,399
3200 Other Funds Non-Ltd	1,000	-	1,000	-	1,000
3400 Other Funds Ltd	16,509	809	17,318	-	17,318
All Funds	20,749	968	21,717	-	21,717
4200 Telecommunications					
8000 General Fund	1,091	53	1,144	-	1,144
3400 Other Funds Ltd	8,260	405	8,665	-	8,665
All Funds	9,351	458	9,809	-	9,809
4225 State Gov. Service Charges					
8000 General Fund	259,396	158,804	418,200	-	418,200
3400 Other Funds Ltd	380,779	76,985	457,764	-	457,764
All Funds	640,175	235,789	875,964	-	875,964
4250 Data Processing					
8000 General Fund	1,334	65	1,399	-	1,399
3400 Other Funds Ltd	38,206	1,872	40,078	-	40,078
All Funds	39,540	1,937	41,477	-	41,477
4275 Publicity and Publications					
3200 Other Funds Non-Ltd	175,000	-	175,000	-	175,000
4300 Professional Services					
3200 Other Funds Non-Ltd	9,126,576	-	9,126,576	-	9,126,576

Description	2027-29 Base Budget	Essential Packages	2027-29 Current Service Level	Policy Packages	2027-29 Agency Request Budget
3400 Other Funds Ltd	3,043,339	283,031	3,326,370	-	3,326,370
All Funds	12,169,915	283,031	12,452,946	-	12,452,946
4325 Attorney General					
3200 Other Funds Non-Ltd	130,696	-	130,696	-	130,696
3400 Other Funds Ltd	48,446	4,506	52,952	-	52,952
All Funds	179,142	4,506	183,648	-	183,648
4375 Employee Recruitment and Develop					
8000 General Fund	215	11	226	-	226
3400 Other Funds Ltd	526	26	552	-	552
All Funds	741	37	778	-	778
4400 Dues and Subscriptions					
3400 Other Funds Ltd	976	48	1,024	-	1,024
4575 Agency Program Related S and S					
3200 Other Funds Non-Ltd	3,300,000	-	3,300,000	-	3,300,000
3400 Other Funds Ltd	1,218	60	1,278	-	1,278
All Funds	3,301,218	60	3,301,278	-	3,301,278
4650 Other Services and Supplies					
8000 General Fund	4,900	240	5,140	-	5,140
3200 Other Funds Non-Ltd	6,043,542	-	6,043,542	-	6,043,542
3400 Other Funds Ltd	6,553,752	321,134	6,874,886	7,555,180	14,430,066
All Funds	12,602,194	321,374	12,923,568	7,555,180	20,478,748
4700 Expendable Prop 250 - 5000					
8000 General Fund	4,300	211	4,511	-	4,511

Description	2027-29 Base Budget	Essential Packages	2027-29 Current Service Level	Policy Packages	2027-29 Agency Request Budget
3400 Other Funds Ltd	5,119	251	5,370	-	5,370
All Funds	9,419	462	9,881	-	9,881
4715 IT Expendable Property					
8000 General Fund	2,500	123	2,623	-	2,623
3400 Other Funds Ltd	10,255	502	10,757	-	10,757
All Funds	12,755	625	13,380	-	13,380
TOTAL SERVICES & SUPPLIES					
8000 General Fund	280,201	159,824	440,025	-	440,025
3200 Other Funds Non-Ltd	18,776,814	-	18,776,814	-	18,776,814
3400 Other Funds Ltd	10,145,445	691,494	10,836,939	7,555,180	18,392,119
TOTAL SERVICES & SUPPLIES	**$29,202,460**	**$851,318**	**$30,053,778**	**$7,555,180**	**$37,608,958**
SPECIAL PAYMENTS					
6030 Dist to Non-Gov Units					
3200 Other Funds Non-Ltd	5,996,320	-	5,996,320	-	5,996,320
6080 Loans Made - Other					
3200 Other Funds Non-Ltd	533,500,000	-	533,500,000	-	533,500,000
TOTAL SPECIAL PAYMENTS					
3200 Other Funds Non-Ltd	539,496,320	-	539,496,320	-	539,496,320
DEBT SERVICE					
7100 Principal - Bonds					
8030 General Fund Debt Svc	177,400,000	-	177,400,000	9,575,000	186,975,000
4430 Lottery Funds Debt Svc Ltd	28,469,670	-	28,469,670	2,605,000	31,074,670
3230 Other Funds Debt Svc Non-Ltd	152,533,500	-	152,533,500	-	152,533,500

Housing & Community Svcs Dept ***Agency Number: 91400***

Detail Revenues & Expenditures - Requested Budget **Version: V - 01 - Agency Request Budget**
2027-29 Biennium **Cross Reference Number: 91400-080-00-00-00000**
Bond Activities and Debt Service

Description	2027-29 Base Budget	Essential Packages	2027-29 Current Service Level	Policy Packages	2027-29 Agency Request Budget
All Funds	358,403,170	-	358,403,170	12,180,000	370,583,170
7150 Interest - Bonds					
8030 General Fund Debt Svc	201,885,440	-	201,885,440	27,125,097	229,010,537
4430 Lottery Funds Debt Svc Ltd	16,250,170	-	16,250,170	8,151,746	24,401,916
3230 Other Funds Debt Svc Non-Ltd	266,673,910	-	266,673,910	-	266,673,910
All Funds	484,809,520	-	484,809,520	35,276,843	520,086,363
TOTAL DEBT SERVICE					
8030 General Fund Debt Svc	379,285,440	-	379,285,440	36,700,097	415,985,537
4430 Lottery Funds Debt Svc Ltd	44,719,840	-	44,719,840	10,756,746	55,476,586
3230 Other Funds Debt Svc Non-Ltd	419,207,410	-	419,207,410	-	419,207,410
TOTAL DEBT SERVICE	**$843,212,690**	**-**	**$843,212,690**	**$47,456,843**	**$890,669,533**
TOTAL EXPENDITURES					
8000 General Fund	280,201	159,824	440,025	-	440,025
8030 General Fund Debt Svc	379,285,440	-	379,285,440	36,700,097	415,985,537
4430 Lottery Funds Debt Svc Ltd	44,719,840	-	44,719,840	10,756,746	55,476,586
3200 Other Funds Non-Ltd	558,273,134	-	558,273,134	-	558,273,134
3230 Other Funds Debt Svc Non-Ltd	419,207,410	-	419,207,410	-	419,207,410
3400 Other Funds Ltd	13,485,293	681,072	14,166,365	7,555,180	21,721,545
TOTAL EXPENDITURES	**$1,415,251,318**	**$840,896**	**$1,416,092,214**	**$55,012,023**	**$1,471,104,237**
ENDING BALANCE					
3200 Other Funds Non-Ltd	38,910,176	-	38,910,176	-	38,910,176
3400 Other Funds Ltd	681,072	(681,072)	-	-	-
TOTAL ENDING BALANCE	**$39,591,248**	**($681,072)**	**$38,910,176**	**-**	**$38,910,176**

Housing & Community Svcs Dept ***Agency Number: 91400***

Detail Revenues & Expenditures - Requested Budget **Version: V - 01 - Agency Request Budget**

2027-29 Biennium **Cross Reference Number: 91400-080-00-00-00000**

Bond Activities and Debt Service

Description	2027-29 Base Budget	Essential Packages	2027-29 Current Service Level	Policy Packages	2027-29 Agency Request Budget
AUTHORIZED POSITIONS					
8150 Class/Unclass Positions	9	-	9	-	9
AUTHORIZED FTE					
8250 Class/Unclass FTE Positions	9.00	-	9.00	-	9.00

Housing & Community Svcs Dept ***Agency Number: 91400***

Detail Revenues & Expenditures - Requested Budget **Version: V - 01 - Agency Request Budget**
2027-29 Biennium **Cross Reference Number: 91400-089-00-00-00000**
Capital Construction

Description	2027-29 Base Budget	Essential Packages	2027-29 Current Service Level	Policy Packages	2027-29 Agency Request Budget
REVENUE CATEGORIES					
BOND SALES					
0555 General Fund Obligation Bonds					
3020 Other Funds Cap Construct	-	-	-	770,000,000	770,000,000
AVAILABLE REVENUES					
3020 Other Funds Cap Construct	-	-	-	770,000,000	770,000,000
EXPENDITURES					
CAPITAL OUTLAY					
5900 Other Capital Outlay					
3020 Other Funds Cap Construct	-	-	-	770,000,000	770,000,000

Housing & Community Svcs Dept ***Agency Number 91400***

BDV004B **Version: V - 01 - Agency Request Budget**
2027-29 Biennium **Cross Reference Number: 91400-000-00-00-00000**
Housing & Community Svcs Dept

Description	Total Essential Packages	Pkg: 010 Vacancy Factor and Non-ORPICS Personal Services Priority: 00	Pkg: 021 Phase-in Priority: 00	Pkg: 022 Phase-out Pgm & One-time Costs Priority: 00	Pkg: 031 Standard Inflation Priority: 00	
REVENUE CATEGORIES						
GENERAL FUND APPROPRIATION						
0050 General Fund Appropriation						
8000 General Fund	(243,387,887)	(184,903)	18,537,662	(274,574,183)	12,833,537	
TRANSFERS IN						
1060 Transfer from General Fund						
3400 Other Funds Ltd	(124,800,000)	-	-	(124,800,000)	-	
REVENUE CATEGORIES						
8000 General Fund	(243,387,887)	(184,903)	18,537,662	(274,574,183)	12,833,537	
3400 Other Funds Ltd	(124,800,000)	-	-	(124,800,000)	-	
TOTAL REVENUE CATEGORIES	**($368,187,887)**	**($184,903)**	**$18,537,662**	**($399,374,183)**	**$12,833,537**	
AVAILABLE REVENUES						
8000 General Fund	(243,387,887)	(184,903)	18,537,662	(274,574,183)	12,833,537	
3400 Other Funds Ltd	(124,800,000)	-	-	(124,800,000)	-	
TOTAL AVAILABLE REVENUES	**($368,187,887)**	**($184,903)**	**$18,537,662**	**($399,374,183)**	**$12,833,537**	
EXPENDITURES						
PERSONAL SERVICES						
SALARIES & WAGES						
3110 Class/Unclass Sal. and Per Diem						
8000 General Fund	(173,448)	-	(173,448)	-	-	
6400 Federal Funds Ltd	4,715,808	-	4,715,808	-	-	
All Funds	4,542,360	-	4,542,360	-	-	

Description	Total Essential Packages	Pkg: 010 Vacancy Factor and Non-ORPICS Personal Services Priority: 00	Pkg: 021 Phase-in Priority: 00	Pkg: 022 Phase-out Pgm & One-time Costs Priority: 00	Pkg: 031 Standard Inflation Priority: 00	
3160 Temporary Appointments						
3400 Other Funds Ltd	4,069	4,069	-	-	-	
6400 Federal Funds Ltd	35	35	-	-	-	
All Funds	4,104	4,104	-	-	-	
3190 All Other Differential						
3400 Other Funds Ltd	654	654	-	-	-	
6400 Federal Funds Ltd	7	7	-	-	-	
All Funds	661	661	-	-	-	
SALARIES & WAGES						
8000 General Fund	(173,448)	-	(173,448)	-	-	
3400 Other Funds Ltd	4,723	4,723	-	-	-	
6400 Federal Funds Ltd	4,715,850	42	4,715,808	-	-	
TOTAL SALARIES & WAGES	**$4,547,125**	**$4,765**	**$4,542,360**	**-**	**-**	
OTHER PAYROLL EXPENSES						
3210 Empl. Rel. Bd. Assessments						
6400 Federal Funds Ltd	1,580	-	1,580	-	-	
3220 Public Employees Retire Cont						
8000 General Fund	(42,877)	-	(42,877)	-	-	
3400 Other Funds Ltd	162	162	-	-	-	
6400 Federal Funds Ltd	1,165,750	2	1,165,748	-	-	
All Funds	1,123,035	164	1,122,871	-	-	
3230 Social Security Taxes						
8000 General Fund	(13,269)	-	(13,269)	-	-	

Description	Total Essential Packages	Pkg: 010 Vacancy Factor and Non-ORPICS Personal Services Priority: 00	Pkg: 021 Phase-in Priority: 00	Pkg: 022 Phase-out Pgm & One-time Costs Priority: 00	Pkg: 031 Standard Inflation Priority: 00	
3400 Other Funds Ltd	361	361	-	-	-	
6400 Federal Funds Ltd	360,764	4	360,760	-	-	
All Funds	347,856	365	347,491	-	-	
3240 Unemployment Assessments						
3400 Other Funds Ltd	220	220	-	-	-	
6400 Federal Funds Ltd	1	1	-	-	-	
All Funds	221	221	-	-	-	
3241 Paid Family Medical Leave Insurance						
8000 General Fund	(693)	-	(693)	-	-	
3400 Other Funds Ltd	2	2	-	-	-	
6400 Federal Funds Ltd	18,864	-	18,864	-	-	
All Funds	18,173	2	18,171	-	-	
3250 Workers Comp. Assess. (WCD)						
6400 Federal Funds Ltd	760	-	760	-	-	
3260 Mass Transit Tax						
8000 General Fund	29,356	29,356	-	-	-	
3400 Other Funds Ltd	84,635	84,635	-	-	-	
All Funds	113,991	113,991	-	-	-	
3270 Flexible Benefits						
6400 Federal Funds Ltd	883,200	-	883,200	-	-	
OTHER PAYROLL EXPENSES						
8000 General Fund	(27,483)	29,356	(56,839)	-	-	
3400 Other Funds Ltd	85,380	85,380	-	-	-	

Description	Total Essential Packages	Pkg: 010 Vacancy Factor and Non-ORPICS Personal Services Priority: 00	Pkg: 021 Phase-in Priority: 00	Pkg: 022 Phase-out Pgm & One-time Costs Priority: 00	Pkg: 031 Standard Inflation Priority: 00	
6400 Federal Funds Ltd	2,430,919	7	2,430,912	-	-	
TOTAL OTHER PAYROLL EXPENSES	**$2,488,816**	**$114,743**	**$2,374,073**	**-**	**-**	
P.S. BUDGET ADJUSTMENTS						
3455 Vacancy Savings						
8000 General Fund	(214,259)	(214,259)	-	-	-	
3400 Other Funds Ltd	(722,654)	(722,654)	-	-	-	
6400 Federal Funds Ltd	(310,935)	(310,935)	-	-	-	
All Funds	(1,247,848)	(1,247,848)	-	-	-	
PERSONAL SERVICES						
8000 General Fund	(415,190)	(184,903)	(230,287)	-	-	
3400 Other Funds Ltd	(632,551)	(632,551)	-	-	-	
6400 Federal Funds Ltd	6,835,834	(310,886)	7,146,720	-	-	
TOTAL PERSONAL SERVICES	**$5,788,093**	**($1,128,340)**	**$6,916,433**	**-**	**-**	
SERVICES & SUPPLIES						
4100 Instate Travel						
8000 General Fund	10,802	-	3,600	-	7,202	
3400 Other Funds Ltd	31,438	-	1,800	-	29,638	
6400 Federal Funds Ltd	10,880	-	3,234	-	7,646	
All Funds	53,120	-	8,634	-	44,486	
4125 Out of State Travel						
8000 General Fund	754	-	-	-	754	
3400 Other Funds Ltd	10,165	-	-	-	10,165	

Description	Total Essential Packages	Pkg: 010 Vacancy Factor and Non-ORPICS Personal Services Priority: 00	Pkg: 021 Phase-in Priority: 00	Pkg: 022 Phase-out Pgm & One-time Costs Priority: 00	Pkg: 031 Standard Inflation Priority: 00	
6400 Federal Funds Ltd	2,400	-	-	-	2,400	
All Funds	13,319	-	-	-	13,319	
4150 Employee Training						
8000 General Fund	8,601	-	2,850	-	5,751	
3400 Other Funds Ltd	20,394	-	1,425	-	18,969	
6400 Federal Funds Ltd	10,111	-	2,523	-	7,588	
All Funds	39,106	-	6,798	-	32,308	
4175 Office Expenses						
8000 General Fund	20,612	-	6,480	-	14,132	
3400 Other Funds Ltd	41,022	-	3,240	-	37,782	
6400 Federal Funds Ltd	18,113	-	5,995	-	12,118	
All Funds	79,747	-	15,715	-	64,032	
4200 Telecommunications						
8000 General Fund	6,966	-	2,160	-	4,806	
3400 Other Funds Ltd	18,704	-	1,800	-	16,904	
6400 Federal Funds Ltd	5,821	-	1,853	-	3,968	
All Funds	31,491	-	5,813	-	25,678	
4225 State Gov. Service Charges						
8000 General Fund	636,869	-	-	-	636,869	
3400 Other Funds Ltd	651,624	-	-	-	651,624	
6400 Federal Funds Ltd	30,664	-	-	-	30,664	
All Funds	1,319,157	-	-	-	1,319,157	
4250 Data Processing						

Description	Total Essential Packages	Pkg: 010 Vacancy Factor and Non-ORPICS Personal Services Priority: 00	Pkg: 021 Phase-in Priority: 00	Pkg: 022 Phase-out Pgm & One-time Costs Priority: 00	Pkg: 031 Standard Inflation Priority: 00	
8000 General Fund	7,628	-	2,640	-	4,988	
3400 Other Funds Ltd	52,429	-	1,320	-	51,109	
6400 Federal Funds Ltd	7,171	-	2,777	-	4,394	
All Funds	67,228	-	6,737	-	60,491	
4275 Publicity and Publications						
8000 General Fund	176	-	-	-	176	
3400 Other Funds Ltd	2,488	-	-	-	2,488	
6400 Federal Funds Ltd	144	-	-	-	144	
All Funds	2,808	-	-	-	2,808	
4300 Professional Services						
8000 General Fund	(4,391,319)	-	183,827	(4,586,781)	11,635	
3400 Other Funds Ltd	802,267	-	-	-	802,267	
6400 Federal Funds Ltd	2,934,479	-	-	-	2,934,479	
All Funds	(654,573)	-	183,827	(4,586,781)	3,748,381	
4315 IT Professional Services						
8000 General Fund	310	-	-	-	310	
3400 Other Funds Ltd	12,348	-	-	-	12,348	
6400 Federal Funds Ltd	139,560	-	-	-	139,560	
All Funds	152,218	-	-	-	152,218	
4325 Attorney General						
8000 General Fund	23,671	-	-	-	23,671	
3400 Other Funds Ltd	314,725	-	-	-	314,725	
6400 Federal Funds Ltd	38,277	-	-	-	38,277	

Description	Total Essential Packages	Pkg: 010 Vacancy Factor and Non-ORPICS Personal Services Priority: 00	Pkg: 021 Phase-in Priority: 00	Pkg: 022 Phase-out Pgm & One-time Costs Priority: 00	Pkg: 031 Standard Inflation Priority: 00	
All Funds	376,673	-	-	-	376,673	
4375 Employee Recruitment and Develop						
8000 General Fund	1,274	-	430	-	844	
3400 Other Funds Ltd	2,496	-	215	-	2,281	
6400 Federal Funds Ltd	1,226	-	413	-	813	
All Funds	4,996	-	1,058	-	3,938	
4400 Dues and Subscriptions						
8000 General Fund	236	-	-	-	236	
3400 Other Funds Ltd	5,195	-	-	-	5,195	
6400 Federal Funds Ltd	1,950	-	-	-	1,950	
All Funds	7,381	-	-	-	7,381	
4425 Facilities Rental and Taxes						
8000 General Fund	20,213	-	-	-	20,213	
3400 Other Funds Ltd	117,921	-	-	-	117,921	
6400 Federal Funds Ltd	15,561	-	-	-	15,561	
All Funds	153,695	-	-	-	153,695	
4475 Facilities Maintenance						
8000 General Fund	32	-	-	-	32	
3400 Other Funds Ltd	811	-	-	-	811	
6400 Federal Funds Ltd	156	-	-	-	156	
All Funds	999	-	-	-	999	
4575 Agency Program Related S and S						
3400 Other Funds Ltd	9,808	-	-	-	9,808	

Description	Total Essential Packages	Pkg: 010 Vacancy Factor and Non-ORPICS Personal Services Priority: 00	Pkg: 021 Phase-in Priority: 00	Pkg: 022 Phase-out Pgm & One-time Costs Priority: 00	Pkg: 031 Standard Inflation Priority: 00	
4650 Other Services and Supplies						
8000 General Fund	66,574	-	14,700	-	51,874	
3400 Other Funds Ltd	408,109	-	4,900	-	403,209	
6400 Federal Funds Ltd	21,935	-	8,175	-	13,760	
All Funds	496,618	-	27,775	-	468,843	
4700 Expendable Prop 250 - 5000						
8000 General Fund	21,748	-	8,600	-	13,148	
3400 Other Funds Ltd	28,804	-	4,300	-	24,504	
6400 Federal Funds Ltd	51,894	-	43,000	-	8,894	
All Funds	102,446	-	55,900	-	46,546	
4715 IT Expendable Property						
8000 General Fund	14,265	-	5,000	-	9,265	
3400 Other Funds Ltd	39,689	-	2,500	-	37,189	
6400 Federal Funds Ltd	17,157	-	6,759	-	10,398	
All Funds	71,111	-	14,259	-	56,852	
SERVICES & SUPPLIES						
8000 General Fund	(3,550,588)	-	230,287	(4,586,781)	805,906	
3400 Other Funds Ltd	2,570,437	-	21,500	-	2,548,937	
6400 Federal Funds Ltd	3,307,499	-	74,729	-	3,232,770	
TOTAL SERVICES & SUPPLIES	**$2,327,348**	**-**	**$326,516**	**($4,586,781)**	**$6,587,613**	
CAPITAL OUTLAY						
5550 Data Processing Software						
8000 General Fund	690	-	-	-	690	

Description	Total Essential Packages	Pkg: 010 Vacancy Factor and Non-ORPICS Personal Services Priority: 00	Pkg: 021 Phase-in Priority: 00	Pkg: 022 Phase-out Pgm & One-time Costs Priority: 00	Pkg: 031 Standard Inflation Priority: 00	
3400 Other Funds Ltd	4,087	-	-	-	4,087	
6400 Federal Funds Ltd	531	-	-	-	531	
All Funds	5,308	-	-	-	5,308	
SPECIAL PAYMENTS						
6015 Dist to Cities						
6400 Federal Funds Ltd	40,305	-	-	-	40,305	
6020 Dist to Counties						
8000 General Fund	905,554	-	-	-	905,554	
3400 Other Funds Ltd	1,425,619	-	-	-	1,425,619	
6400 Federal Funds Ltd	1,523,481	-	-	-	1,523,481	
All Funds	3,854,654	-	-	-	3,854,654	
6025 Dist to Other Gov Unit						
8000 General Fund	25,286	-	-	-	25,286	
3400 Other Funds Ltd	2,547,257	-	-	-	2,547,257	
All Funds	2,572,543	-	-	-	2,572,543	
6030 Dist to Non-Gov Units						
3400 Other Funds Ltd	1,415,055	-	-	(1,900,000)	3,315,055	
6400 Federal Funds Ltd	196,000	-	-	-	196,000	
All Funds	1,611,055	-	-	(1,900,000)	3,511,055	
6035 Dist to Individuals						
8000 General Fund	18,537,662	-	18,537,662	-	-	
3400 Other Funds Ltd	16,365	-	-	-	16,365	
6400 Federal Funds Ltd	2,008	-	-	-	2,008	

Description	Total Essential Packages	Pkg: 010 Vacancy Factor and Non-ORPICS Personal Services Priority: 00	Pkg: 021 Phase-in Priority: 00	Pkg: 022 Phase-out Pgm & One-time Costs Priority: 00	Pkg: 031 Standard Inflation Priority: 00	
All Funds	18,556,035	-	18,537,662	-	18,373	
6050 Dist to Non-Profit Organizations						
8000 General Fund	1,306,509	-	-	-	1,306,509	
3400 Other Funds Ltd	5,849,855	-	-	(474,341)	6,324,196	
6400 Federal Funds Ltd	4,931,507	-	-	-	4,931,507	
All Funds	12,087,871	-	-	(474,341)	12,562,212	
6060 Intra-Agency Gen Fund Transfer						
8000 General Fund	(124,800,000)	-	-	(124,800,000)	-	
6080 Loans Made - Other						
3400 Other Funds Ltd	2,319,888	-	-	-	2,319,888	
6085 Other Special Payments						
8000 General Fund	(135,397,810)	-	-	(145,187,402)	9,789,592	
3400 Other Funds Ltd	(62,545,022)	-	-	(74,827,059)	12,282,037	
6400 Federal Funds Ltd	12,818,690	-	-	-	12,818,690	
All Funds	(185,124,142)	-	-	(220,014,461)	34,890,319	
SPECIAL PAYMENTS						
8000 General Fund	(239,422,799)	-	18,537,662	(269,987,402)	12,026,941	
3400 Other Funds Ltd	(48,970,983)	-	-	(77,201,400)	28,230,417	
6400 Federal Funds Ltd	19,511,991	-	-	-	19,511,991	
TOTAL SPECIAL PAYMENTS	**($268,881,791)**	**-**	**$18,537,662**	**($347,188,802)**	**$59,769,349**	
EXPENDITURES						
8000 General Fund	(243,387,887)	(184,903)	18,537,662	(274,574,183)	12,833,537	
3400 Other Funds Ltd	(47,029,010)	(632,551)	21,500	(77,201,400)	30,783,441	

Description	Total Essential Packages	Pkg: 010 Vacancy Factor and Non-ORPICS Personal Services Priority: 00	Pkg: 021 Phase-in Priority: 00	Pkg: 022 Phase-out Pgm & One-time Costs Priority: 00	Pkg: 031 Standard Inflation Priority: 00	
6400 Federal Funds Ltd	29,655,855	(310,886)	7,221,449	-	22,745,292	
TOTAL EXPENDITURES	**($260,761,042)**	**($1,128,340)**	**$25,780,611**	**($351,775,583)**	**$66,362,270**	
ENDING BALANCE						
8000 General Fund	-	-	-	-	-	
3400 Other Funds Ltd	(77,770,990)	632,551	(21,500)	(47,598,600)	(30,783,441)	
6400 Federal Funds Ltd	(29,655,855)	310,886	(7,221,449)	-	(22,745,292)	
TOTAL ENDING BALANCE	**($107,426,845)**	**$943,437**	**($7,242,949)**	**($47,598,600)**	**($53,528,733)**	
AUTHORIZED POSITIONS						
8150 Class/Unclass Positions	20	-	20	-	-	
AUTHORIZED FTE						
8250 Class/Unclass FTE Positions	20.00	-	20.00	-	-	

Description	Total Essential Packages	Pkg: 010 Vacancy Factor and Non-ORPICS Personal Services Priority: 00	Pkg: 022 Phase-out Pgm & One-time Costs Priority: 00	Pkg: 031 Standard Inflation Priority: 00		
REVENUE CATEGORIES						
GENERAL FUND APPROPRIATION						
0050 General Fund Appropriation						
8000 General Fund	(220,789,308)	(189,438)	(230,962,402)	10,362,532		
TRANSFERS IN						
1060 Transfer from General Fund						
3400 Other Funds Ltd	(87,400,000)	-	(87,400,000)	-		
REVENUE CATEGORIES						
8000 General Fund	(220,789,308)	(189,438)	(230,962,402)	10,362,532		
3400 Other Funds Ltd	(87,400,000)	-	(87,400,000)	-		
TOTAL REVENUE CATEGORIES	**($308,189,308)**	**($189,438)**	**($318,362,402)**	**$10,362,532**		
AVAILABLE REVENUES						
8000 General Fund	(220,789,308)	(189,438)	(230,962,402)	10,362,532		
3400 Other Funds Ltd	(87,400,000)	-	(87,400,000)	-		
TOTAL AVAILABLE REVENUES	**($308,189,308)**	**($189,438)**	**($318,362,402)**	**$10,362,532**		
EXPENDITURES						
PERSONAL SERVICES						
OTHER PAYROLL EXPENSES						
3260 Mass Transit Tax						
8000 General Fund	8,047	8,047	-	-		
3400 Other Funds Ltd	3,389	3,389	-	-		
All Funds	11,436	11,436	-	-		

Description	Total Essential Packages	Pkg: 010 Vacancy Factor and Non-ORPICS Personal Services Priority: 00	Pkg: 022 Phase-out Pgm & One-time Costs Priority: 00	Pkg: 031 Standard Inflation Priority: 00		
P.S. BUDGET ADJUSTMENTS						
3455 Vacancy Savings						
8000 General Fund	(197,485)	(197,485)	-	-		
3400 Other Funds Ltd	(30,427)	(30,427)	-	-		
6400 Federal Funds Ltd	(45,238)	(45,238)	-	-		
All Funds	(273,150)	(273,150)	-	-		
PERSONAL SERVICES						
8000 General Fund	(189,438)	(189,438)	-	-		
3400 Other Funds Ltd	(27,038)	(27,038)	-	-		
6400 Federal Funds Ltd	(45,238)	(45,238)	-	-		
TOTAL PERSONAL SERVICES	**($261,714)**	**($261,714)**	**-**	**-**		
SERVICES & SUPPLIES						
4100 Instate Travel						
8000 General Fund	2,530	-	-	2,530		
3400 Other Funds Ltd	1,916	-	-	1,916		
6400 Federal Funds Ltd	2,128	-	-	2,128		
All Funds	6,574	-	-	6,574		
4125 Out of State Travel						
8000 General Fund	754	-	-	754		
3400 Other Funds Ltd	1,054	-	-	1,054		
6400 Federal Funds Ltd	1,557	-	-	1,557		
All Funds	3,365	-	-	3,365		
4150 Employee Training						

Description	Total Essential Packages	Pkg: 010 Vacancy Factor and Non-ORPICS Personal Services Priority: 00	Pkg: 022 Phase-out Pgm & One-time Costs Priority: 00	Pkg: 031 Standard Inflation Priority: 00		
8000 General Fund	1,922	-	-	1,922		
3400 Other Funds Ltd	1,328	-	-	1,328		
6400 Federal Funds Ltd	1,915	-	-	1,915		
All Funds	5,165	-	-	5,165		
4175 Office Expenses						
8000 General Fund	5,739	-	-	5,739		
3400 Other Funds Ltd	2,067	-	-	2,067		
6400 Federal Funds Ltd	3,412	-	-	3,412		
All Funds	11,218	-	-	11,218		
4200 Telecommunications						
8000 General Fund	1,772	-	-	1,772		
3400 Other Funds Ltd	869	-	-	869		
6400 Federal Funds Ltd	896	-	-	896		
All Funds	3,537	-	-	3,537		
4250 Data Processing						
8000 General Fund	1,421	-	-	1,421		
3400 Other Funds Ltd	780	-	-	780		
6400 Federal Funds Ltd	547	-	-	547		
All Funds	2,748	-	-	2,748		
4275 Publicity and Publications						
8000 General Fund	176	-	-	176		
3400 Other Funds Ltd	684	-	-	684		
6400 Federal Funds Ltd	144	-	-	144		

Description	Total Essential Packages	Pkg: 010 Vacancy Factor and Non-ORPICS Personal Services Priority: 00	Pkg: 022 Phase-out Pgm & One-time Costs Priority: 00	Pkg: 031 Standard Inflation Priority: 00		
All Funds	1,004	-	-	1,004		
4300 Professional Services						
8000 General Fund	(368,945)	-	(375,000)	6,055		
3400 Other Funds Ltd	237,939	-	-	237,939		
6400 Federal Funds Ltd	274,640	-	-	274,640		
All Funds	143,634	-	(375,000)	518,634		
4315 IT Professional Services						
8000 General Fund	108	-	-	108		
3400 Other Funds Ltd	40	-	-	40		
6400 Federal Funds Ltd	60	-	-	60		
All Funds	208	-	-	208		
4325 Attorney General						
8000 General Fund	8,285	-	-	8,285		
3400 Other Funds Ltd	1,263	-	-	1,263		
6400 Federal Funds Ltd	184	-	-	184		
All Funds	9,732	-	-	9,732		
4375 Employee Recruitment and Develop						
8000 General Fund	232	-	-	232		
3400 Other Funds Ltd	71	-	-	71		
6400 Federal Funds Ltd	48	-	-	48		
All Funds	351	-	-	351		
4400 Dues and Subscriptions						
8000 General Fund	225	-	-	225		

Description	Total Essential Packages	Pkg: 010 Vacancy Factor and Non-ORPICS Personal Services Priority: 00	Pkg: 022 Phase-out Pgm & One-time Costs Priority: 00	Pkg: 031 Standard Inflation Priority: 00		
3400 Other Funds Ltd	97	-	-	97		
6400 Federal Funds Ltd	1,026	-	-	1,026		
All Funds	1,348	-	-	1,348		
4475 Facilities Maintenance						
8000 General Fund	32	-	-	32		
3400 Other Funds Ltd	27	-	-	27		
6400 Federal Funds Ltd	37	-	-	37		
All Funds	96	-	-	96		
4575 Agency Program Related S and S						
3400 Other Funds Ltd	111	-	-	111		
4650 Other Services and Supplies						
8000 General Fund	8,330	-	-	8,330		
3400 Other Funds Ltd	2,562	-	-	2,562		
6400 Federal Funds Ltd	2,105	-	-	2,105		
All Funds	12,997	-	-	12,997		
4700 Expendable Prop 250 - 5000						
8000 General Fund	4,250	-	-	4,250		
3400 Other Funds Ltd	608	-	-	608		
6400 Federal Funds Ltd	1,017	-	-	1,017		
All Funds	5,875	-	-	5,875		
4715 IT Expendable Property						
8000 General Fund	3,033	-	-	3,033		
3400 Other Funds Ltd	1,818	-	-	1,818		

Description	Total Essential Packages	Pkg: 010 Vacancy Factor and Non-ORPICS Personal Services Priority: 00	Pkg: 022 Phase-out Pgm & One-time Costs Priority: 00	Pkg: 031 Standard Inflation Priority: 00		
6400 Federal Funds Ltd	1,137	-	-	1,137		
All Funds	5,988	-	-	5,988		
SERVICES & SUPPLIES						
8000 General Fund	(330,136)	-	(375,000)	44,864		
3400 Other Funds Ltd	253,234	-	-	253,234		
6400 Federal Funds Ltd	290,853	-	-	290,853		
TOTAL SERVICES & SUPPLIES	**$213,951**	**-**	**($375,000)**	**$588,951**		
SPECIAL PAYMENTS						
6020 Dist to Counties						
8000 General Fund	905,554	-	-	905,554		
3400 Other Funds Ltd	1,411,368	-	-	1,411,368		
6400 Federal Funds Ltd	1,523,481	-	-	1,523,481		
All Funds	3,840,403	-	-	3,840,403		
6025 Dist to Other Gov Unit						
8000 General Fund	25,286	-	-	25,286		
6030 Dist to Non-Gov Units						
3400 Other Funds Ltd	2,989	-	-	2,989		
6035 Dist to Individuals						
3400 Other Funds Ltd	16,365	-	-	16,365		
6050 Dist to Non-Profit Organizations						
8000 General Fund	1,240,272	-	-	1,240,272		
3400 Other Funds Ltd	3,277,343	-	(474,341)	3,751,684		
6400 Federal Funds Ltd	4,550,911	-	-	4,550,911		

Description	Total Essential Packages	Pkg: 010 Vacancy Factor and Non-ORPICS Personal Services Priority: 00	Pkg: 022 Phase-out Pgm & One-time Costs Priority: 00	Pkg: 031 Standard Inflation Priority: 00		
All Funds	9,068,526	-	(474,341)	9,542,867		
6060 Intra-Agency Gen Fund Transfer						
8000 General Fund	(87,400,000)	-	(87,400,000)	-		
6085 Other Special Payments						
8000 General Fund	(135,040,846)	-	(143,187,402)	8,146,556		
3400 Other Funds Ltd	(51,940,628)	-	(55,571,344)	3,630,716		
All Funds	(186,981,474)	-	(198,758,746)	11,777,272		
SPECIAL PAYMENTS						
8000 General Fund	(220,269,734)	-	(230,587,402)	10,317,668		
3400 Other Funds Ltd	(47,232,563)	-	(56,045,685)	8,813,122		
6400 Federal Funds Ltd	6,074,392	-	-	6,074,392		
TOTAL SPECIAL PAYMENTS	**($261,427,905)**	**-**	**($286,633,087)**	**$25,205,182**		
EXPENDITURES						
8000 General Fund	(220,789,308)	(189,438)	(230,962,402)	10,362,532		
3400 Other Funds Ltd	(47,006,367)	(27,038)	(56,045,685)	9,066,356		
6400 Federal Funds Ltd	6,320,007	(45,238)	-	6,365,245		
TOTAL EXPENDITURES	**($261,475,668)**	**($261,714)**	**($287,008,087)**	**$25,794,133**		
ENDING BALANCE						
8000 General Fund	-	-	-	-		
3400 Other Funds Ltd	(40,393,633)	27,038	(31,354,315)	(9,066,356)		
6400 Federal Funds Ltd	(6,320,007)	45,238	-	(6,365,245)		
TOTAL ENDING BALANCE	**($46,713,640)**	**$72,276**	**($31,354,315)**	**($15,431,601)**		

Housing & Community Svcs Dept ***Agency Number 91400***

BDV004B **Version: V - 01 - Agency Request Budget**
2027-29 Biennium **Cross Reference Number: 91400-025-00-00-00000**
Project-Based Rental Housing Assistance

Description	Total Essential Packages	Pkg: 010 Vacancy Factor and Non-ORPICS Personal Services Priority: 00	Pkg: 021 Phase-in Priority: 00	Pkg: 031 Standard Inflation Priority: 00		
REVENUE CATEGORIES						
GENERAL FUND APPROPRIATION						
0050 General Fund Appropriation						
8000 General Fund	20,172,638	(8,111)	18,537,662	1,643,087		
AVAILABLE REVENUES						
8000 General Fund	20,172,638	(8,111)	18,537,662	1,643,087		
TOTAL AVAILABLE REVENUES	**$20,172,638**	**($8,111)**	**$18,537,662**	**$1,643,087**		
EXPENDITURES						
PERSONAL SERVICES						
OTHER PAYROLL EXPENSES						
3260 Mass Transit Tax						
8000 General Fund	1,106	1,106	-	-		
3400 Other Funds Ltd	4,809	4,809	-	-		
All Funds	5,915	5,915	-	-		
P.S. BUDGET ADJUSTMENTS						
3455 Vacancy Savings						
8000 General Fund	(9,217)	(9,217)	-	-		
3400 Other Funds Ltd	(40,062)	(40,062)	-	-		
6400 Federal Funds Ltd	(637)	(637)	-	-		
All Funds	(49,916)	(49,916)	-	-		
PERSONAL SERVICES						
8000 General Fund	(8,111)	(8,111)	-	-		
3400 Other Funds Ltd	(35,253)	(35,253)	-	-		

Description	Total Essential Packages	Pkg: 010 Vacancy Factor and Non-ORPICS Personal Services Priority: 00	Pkg: 021 Phase-in Priority: 00	Pkg: 031 Standard Inflation Priority: 00		
6400 Federal Funds Ltd	(637)	(637)	-	-		
TOTAL PERSONAL SERVICES	**($44,001)**	**($44,001)**	**-**	**-**		
SERVICES & SUPPLIES						
4100 Instate Travel						
3400 Other Funds Ltd	2,296	-	-	2,296		
6400 Federal Funds Ltd	29	-	-	29		
All Funds	2,325	-	-	2,325		
4125 Out of State Travel						
3400 Other Funds Ltd	806	-	-	806		
6400 Federal Funds Ltd	86	-	-	86		
All Funds	892	-	-	892		
4150 Employee Training						
3400 Other Funds Ltd	1,242	-	-	1,242		
6400 Federal Funds Ltd	17	-	-	17		
All Funds	1,259	-	-	1,259		
4175 Office Expenses						
3400 Other Funds Ltd	2,072	-	-	2,072		
6400 Federal Funds Ltd	17	-	-	17		
All Funds	2,089	-	-	2,089		
4200 Telecommunications						
3400 Other Funds Ltd	942	-	-	942		
6400 Federal Funds Ltd	29	-	-	29		
All Funds	971	-	-	971		

Description	Total Essential Packages	Pkg: 010 Vacancy Factor and Non-ORPICS Personal Services Priority: 00	Pkg: 021 Phase-in Priority: 00	Pkg: 031 Standard Inflation Priority: 00		
4250 Data Processing						
3400 Other Funds Ltd	2,713	-	-	2,713		
6400 Federal Funds Ltd	29	-	-	29		
All Funds	2,742	-	-	2,742		
4300 Professional Services						
3400 Other Funds Ltd	8,980	-	-	8,980		
4315 IT Professional Services						
3400 Other Funds Ltd	10,712	-	-	10,712		
4325 Attorney General						
3400 Other Funds Ltd	611	-	-	611		
6400 Federal Funds Ltd	201	-	-	201		
All Funds	812	-	-	812		
4375 Employee Recruitment and Develop						
3400 Other Funds Ltd	103	-	-	103		
4400 Dues and Subscriptions						
3400 Other Funds Ltd	18	-	-	18		
4475 Facilities Maintenance						
3400 Other Funds Ltd	12	-	-	12		
4650 Other Services and Supplies						
3400 Other Funds Ltd	2,137	-	-	2,137		
6400 Federal Funds Ltd	86	-	-	86		
All Funds	2,223	-	-	2,223		
4700 Expendable Prop 250 - 5000						

Description	Total Essential Packages	Pkg: 010 Vacancy Factor and Non-ORPICS Personal Services Priority: 00	Pkg: 021 Phase-in Priority: 00	Pkg: 031 Standard Inflation Priority: 00		
3400 Other Funds Ltd	1,344	-	-	1,344		
6400 Federal Funds Ltd	29	-	-	29		
All Funds	1,373	-	-	1,373		
4715 IT Expendable Property						
8000 General Fund	51	-	-	51		
3400 Other Funds Ltd	1,649	-	-	1,649		
6400 Federal Funds Ltd	86	-	-	86		
All Funds	1,786	-	-	1,786		
SERVICES & SUPPLIES						
8000 General Fund	51	-	-	51		
3400 Other Funds Ltd	35,637	-	-	35,637		
6400 Federal Funds Ltd	609	-	-	609		
TOTAL SERVICES & SUPPLIES	**$36,297**	**-**	**-**	**$36,297**		
SPECIAL PAYMENTS						
6035 Dist to Individuals						
8000 General Fund	18,537,662	-	18,537,662	-		
6400 Federal Funds Ltd	2,008	-	-	2,008		
All Funds	18,539,670	-	18,537,662	2,008		
6085 Other Special Payments						
8000 General Fund	1,643,036	-	-	1,643,036		
3400 Other Funds Ltd	98,000	-	-	98,000		
6400 Federal Funds Ltd	47,804	-	-	47,804		
All Funds	1,788,840	-	-	1,788,840		

Housing & Community Svcs Dept ***Agency Number 91400***

BDV004B **Version: V - 01 - Agency Request Budget**

2027-29 Biennium **Cross Reference Number: 91400-025-00-00-00000**

Project-Based Rental Housing Assistance

Description	Total Essential Packages	Pkg: 010 Vacancy Factor and Non-ORPICS Personal Services Priority: 00	Pkg: 021 Phase-in Priority: 00	Pkg: 031 Standard Inflation Priority: 00		
SPECIAL PAYMENTS						
8000 General Fund	20,180,698	-	18,537,662	1,643,036		
3400 Other Funds Ltd	98,000	-	-	98,000		
6400 Federal Funds Ltd	49,812	-	-	49,812		
TOTAL SPECIAL PAYMENTS	**$20,328,510**	**-**	**$18,537,662**	**$1,790,848**		
EXPENDITURES						
8000 General Fund	20,172,638	(8,111)	18,537,662	1,643,087		
3400 Other Funds Ltd	98,384	(35,253)	-	133,637		
6400 Federal Funds Ltd	49,784	(637)	-	50,421		
TOTAL EXPENDITURES	**$20,320,806**	**($44,001)**	**$18,537,662**	**$1,827,145**		
ENDING BALANCE						
8000 General Fund	-	-	-	-		
3400 Other Funds Ltd	(98,384)	35,253	-	(133,637)		
6400 Federal Funds Ltd	(49,784)	637	-	(50,421)		
TOTAL ENDING BALANCE	**($148,168)**	**$35,890**	**-**	**($184,058)**		

Housing & Community Svcs Dept ***Agency Number 91400***

BDV004B **Version: V - 01 - Agency Request Budget**
2027-29 Biennium **Cross Reference Number: 91400-030-00-00-00000**
Multifamily Rental Housing Programs

Description	Total Essential Packages	Pkg: 010 Vacancy Factor and Non-ORPICS Personal Services Priority: 00	Pkg: 022 Phase-out Pgm & One-time Costs Priority: 00	Pkg: 031 Standard Inflation Priority: 00		
REVENUE CATEGORIES						
GENERAL FUND APPROPRIATION						
0050 General Fund Appropriation						
8000 General Fund	(35,262,532)	9,328	(35,300,000)	28,140		
TRANSFERS IN						
1060 Transfer from General Fund						
3400 Other Funds Ltd	(31,500,000)	-	(31,500,000)	-		
REVENUE CATEGORIES						
8000 General Fund	(35,262,532)	9,328	(35,300,000)	28,140		
3400 Other Funds Ltd	(31,500,000)	-	(31,500,000)	-		
TOTAL REVENUE CATEGORIES	**($66,762,532)**	**$9,328**	**($66,800,000)**	**$28,140**		
AVAILABLE REVENUES						
8000 General Fund	(35,262,532)	9,328	(35,300,000)	28,140		
3400 Other Funds Ltd	(31,500,000)	-	(31,500,000)	-		
TOTAL AVAILABLE REVENUES	**($66,762,532)**	**$9,328**	**($66,800,000)**	**$28,140**		
EXPENDITURES						
PERSONAL SERVICES						
SALARIES & WAGES						
3190 All Other Differential						
3400 Other Funds Ltd	93	93	-	-		
OTHER PAYROLL EXPENSES						
3220 Public Employees Retire Cont						

Description	Total Essential Packages	Pkg: 010 Vacancy Factor and Non-ORPICS Personal Services Priority: 00	Pkg: 022 Phase-out Pgm & One-time Costs Priority: 00	Pkg: 031 Standard Inflation Priority: 00		
3400 Other Funds Ltd	23	23	-	-		
3230 Social Security Taxes						
3400 Other Funds Ltd	7	7	-	-		
3260 Mass Transit Tax						
8000 General Fund	(53)	(53)	-	-		
3400 Other Funds Ltd	38,327	38,327	-	-		
All Funds	38,274	38,274	-	-		
OTHER PAYROLL EXPENSES						
8000 General Fund	(53)	(53)	-	-		
3400 Other Funds Ltd	38,357	38,357	-	-		
TOTAL OTHER PAYROLL EXPENSES	**$38,304**	**$38,304**	**-**	**-**		
P.S. BUDGET ADJUSTMENTS						
3455 Vacancy Savings						
8000 General Fund	9,381	9,381	-	-		
3400 Other Funds Ltd	(396,629)	(396,629)	-	-		
6400 Federal Funds Ltd	(5,762)	(5,762)	-	-		
All Funds	(393,010)	(393,010)	-	-		
PERSONAL SERVICES						
8000 General Fund	9,328	9,328	-	-		
3400 Other Funds Ltd	(358,179)	(358,179)	-	-		
6400 Federal Funds Ltd	(5,762)	(5,762)	-	-		
TOTAL PERSONAL SERVICES	**($354,613)**	**($354,613)**	**-**	**-**		

Description	Total Essential Packages	Pkg: 010 Vacancy Factor and Non-ORPICS Personal Services Priority: 00	Pkg: 022 Phase-out Pgm & One-time Costs Priority: 00	Pkg: 031 Standard Inflation Priority: 00		
SERVICES & SUPPLIES						
4100 Instate Travel						
8000 General Fund	1,170	-	-	1,170		
3400 Other Funds Ltd	15,060	-	-	15,060		
6400 Federal Funds Ltd	596	-	-	596		
All Funds	16,826	-	-	16,826		
4125 Out of State Travel						
3400 Other Funds Ltd	3,818	-	-	3,818		
6400 Federal Funds Ltd	430	-	-	430		
All Funds	4,248	-	-	4,248		
4150 Employee Training						
8000 General Fund	995	-	-	995		
3400 Other Funds Ltd	7,193	-	-	7,193		
6400 Federal Funds Ltd	383	-	-	383		
All Funds	8,571	-	-	8,571		
4175 Office Expenses						
8000 General Fund	2,105	-	-	2,105		
3400 Other Funds Ltd	11,787	-	-	11,787		
6400 Federal Funds Ltd	278	-	-	278		
All Funds	14,170	-	-	14,170		
4200 Telecommunications						
8000 General Fund	709	-	-	709		
3400 Other Funds Ltd	6,419	-	-	6,419		

Description	Total Essential Packages	Pkg: 010 Vacancy Factor and Non-ORPICS Personal Services Priority: 00	Pkg: 022 Phase-out Pgm & One-time Costs Priority: 00	Pkg: 031 Standard Inflation Priority: 00		
6400 Federal Funds Ltd	111	-	-	111		
All Funds	7,239	-	-	7,239		
4250 Data Processing						
8000 General Fund	867	-	-	867		
3400 Other Funds Ltd	9,165	-	-	9,165		
6400 Federal Funds Ltd	109	-	-	109		
All Funds	10,141	-	-	10,141		
4275 Publicity and Publications						
3400 Other Funds Ltd	973	-	-	973		
4300 Professional Services						
8000 General Fund	(3,800,000)	-	(3,800,000)	-		
3400 Other Funds Ltd	207,376	-	-	207,376		
6400 Federal Funds Ltd	176,381	-	-	176,381		
All Funds	(3,416,243)	-	(3,800,000)	383,757		
4315 IT Professional Services						
3400 Other Funds Ltd	1,107	-	-	1,107		
4325 Attorney General						
8000 General Fund	13,975	-	-	13,975		
3400 Other Funds Ltd	286,416	-	-	286,416		
6400 Federal Funds Ltd	425	-	-	425		
All Funds	300,816	-	-	300,816		
4375 Employee Recruitment and Develop						
8000 General Fund	150	-	-	150		

Description	Total Essential Packages	Pkg: 010 Vacancy Factor and Non-ORPICS Personal Services Priority: 00	Pkg: 022 Phase-out Pgm & One-time Costs Priority: 00	Pkg: 031 Standard Inflation Priority: 00		
3400 Other Funds Ltd	1,213	-	-	1,213		
6400 Federal Funds Ltd	21	-	-	21		
All Funds	1,384	-	-	1,384		
4400 Dues and Subscriptions						
3400 Other Funds Ltd	210	-	-	210		
4475 Facilities Maintenance						
3400 Other Funds Ltd	24	-	-	24		
4575 Agency Program Related S and S						
3400 Other Funds Ltd	56	-	-	56		
4650 Other Services and Supplies						
8000 General Fund	3,421	-	-	3,421		
3400 Other Funds Ltd	30,695	-	-	30,695		
6400 Federal Funds Ltd	513	-	-	513		
All Funds	34,629	-	-	34,629		
4700 Expendable Prop 250 - 5000						
8000 General Fund	3,002	-	-	3,002		
3400 Other Funds Ltd	12,029	-	-	12,029		
6400 Federal Funds Ltd	90	-	-	90		
All Funds	15,121	-	-	15,121		
4715 IT Expendable Property						
8000 General Fund	1,746	-	-	1,746		
3400 Other Funds Ltd	11,156	-	-	11,156		
6400 Federal Funds Ltd	253	-	-	253		

Description	Total Essential Packages	Pkg: 010 Vacancy Factor and Non-ORPICS Personal Services Priority: 00	Pkg: 022 Phase-out Pgm & One-time Costs Priority: 00	Pkg: 031 Standard Inflation Priority: 00		
All Funds	13,155	-	-	13,155		
SERVICES & SUPPLIES						
8000 General Fund	(3,771,860)	-	(3,800,000)	28,140		
3400 Other Funds Ltd	604,697	-	-	604,697		
6400 Federal Funds Ltd	179,590	-	-	179,590		
TOTAL SERVICES & SUPPLIES	**($2,987,573)**	**-**	**($3,800,000)**	**$812,427**		
SPECIAL PAYMENTS						
6025 Dist to Other Gov Unit						
3400 Other Funds Ltd	2,547,257	-	-	2,547,257		
6030 Dist to Non-Gov Units						
3400 Other Funds Ltd	1,412,066	-	(1,900,000)	3,312,066		
6400 Federal Funds Ltd	98,000	-	-	98,000		
All Funds	1,510,066	-	(1,900,000)	3,410,066		
6050 Dist to Non-Profit Organizations						
3400 Other Funds Ltd	1,939,516	-	-	1,939,516		
6400 Federal Funds Ltd	380,596	-	-	380,596		
All Funds	2,320,112	-	-	2,320,112		
6060 Intra-Agency Gen Fund Transfer						
8000 General Fund	(31,500,000)	-	(31,500,000)	-		
6080 Loans Made - Other						
3400 Other Funds Ltd	2,118,066	-	-	2,118,066		
6085 Other Special Payments						
3400 Other Funds Ltd	(3,422,616)	-	(10,000,000)	6,577,384		

Description	Total Essential Packages	Pkg: 010 Vacancy Factor and Non-ORPICS Personal Services Priority: 00	Pkg: 022 Phase-out Pgm & One-time Costs Priority: 00	Pkg: 031 Standard Inflation Priority: 00		
6400 Federal Funds Ltd	3,214,878	-	-	3,214,878		
All Funds	(207,738)	-	(10,000,000)	9,792,262		
SPECIAL PAYMENTS						
8000 General Fund	(31,500,000)	-	(31,500,000)	-		
3400 Other Funds Ltd	4,594,289	-	(11,900,000)	16,494,289		
6400 Federal Funds Ltd	3,693,474	-	-	3,693,474		
TOTAL SPECIAL PAYMENTS	**($23,212,237)**	**-**	**($43,400,000)**	**$20,187,763**		
EXPENDITURES						
8000 General Fund	(35,262,532)	9,328	(35,300,000)	28,140		
3400 Other Funds Ltd	4,840,807	(358,179)	(11,900,000)	17,098,986		
6400 Federal Funds Ltd	3,867,302	(5,762)	-	3,873,064		
TOTAL EXPENDITURES	**($26,554,423)**	**($354,613)**	**($47,200,000)**	**$21,000,190**		
ENDING BALANCE						
8000 General Fund	-	-	-	-		
3400 Other Funds Ltd	(36,340,807)	358,179	(19,600,000)	(17,098,986)		
6400 Federal Funds Ltd	(3,867,302)	5,762	-	(3,873,064)		
TOTAL ENDING BALANCE	**($40,208,109)**	**$363,941**	**($19,600,000)**	**($20,972,050)**		

Description	Total Essential Packages	Pkg: 010 Vacancy Factor and Non-ORPICS Personal Services Priority: 00	Pkg: 022 Phase-out Pgm & One-time Costs Priority: 00	Pkg: 031 Standard Inflation Priority: 00		
REVENUE CATEGORIES						
GENERAL FUND APPROPRIATION						
0050 General Fund Appropriation						
8000 General Fund	(8,199,151)	16,594	(8,311,781)	96,036		
TRANSFERS IN						
1060 Transfer from General Fund						
3400 Other Funds Ltd	(5,900,000)	-	(5,900,000)	-		
REVENUE CATEGORIES						
8000 General Fund	(8,199,151)	16,594	(8,311,781)	96,036		
3400 Other Funds Ltd	(5,900,000)	-	(5,900,000)	-		
TOTAL REVENUE CATEGORIES	**($14,099,151)**	**$16,594**	**($14,211,781)**	**$96,036**		
AVAILABLE REVENUES						
8000 General Fund	(8,199,151)	16,594	(8,311,781)	96,036		
3400 Other Funds Ltd	(5,900,000)	-	(5,900,000)	-		
TOTAL AVAILABLE REVENUES	**($14,099,151)**	**$16,594**	**($14,211,781)**	**$96,036**		
EXPENDITURES						
PERSONAL SERVICES						
OTHER PAYROLL EXPENSES						
3260 Mass Transit Tax						
8000 General Fund	(4,456)	(4,456)	-	-		
3400 Other Funds Ltd	6,386	6,386	-	-		
All Funds	1,930	1,930	-	-		

Description	Total Essential Packages	Pkg: 010 Vacancy Factor and Non-ORPICS Personal Services Priority: 00	Pkg: 022 Phase-out Pgm & One-time Costs Priority: 00	Pkg: 031 Standard Inflation Priority: 00		
P.S. BUDGET ADJUSTMENTS						
3455 Vacancy Savings						
8000 General Fund	21,050	21,050	-	-		
3400 Other Funds Ltd	(63,685)	(63,685)	-	-		
6400 Federal Funds Ltd	(130)	(130)	-	-		
All Funds	(42,765)	(42,765)	-	-		
PERSONAL SERVICES						
8000 General Fund	16,594	16,594	-	-		
3400 Other Funds Ltd	(57,299)	(57,299)	-	-		
6400 Federal Funds Ltd	(130)	(130)	-	-		
TOTAL PERSONAL SERVICES	**($40,835)**	**($40,835)**	**-**	**-**		
SERVICES & SUPPLIES						
4100 Instate Travel						
8000 General Fund	1,166	-	-	1,166		
3400 Other Funds Ltd	1,573	-	-	1,573		
All Funds	2,739	-	-	2,739		
4125 Out of State Travel						
3400 Other Funds Ltd	789	-	-	789		
4150 Employee Training						
8000 General Fund	905	-	-	905		
3400 Other Funds Ltd	1,443	-	-	1,443		
All Funds	2,348	-	-	2,348		
4175 Office Expenses						

Description	Total Essential Packages	Pkg: 010 Vacancy Factor and Non-ORPICS Personal Services Priority: 00	Pkg: 022 Phase-out Pgm & One-time Costs Priority: 00	Pkg: 031 Standard Inflation Priority: 00		
8000 General Fund	2,086	-	-	2,086		
3400 Other Funds Ltd	2,732	-	-	2,732		
All Funds	4,818	-	-	4,818		
4200 Telecommunications						
8000 General Fund	734	-	-	734		
3400 Other Funds Ltd	1,026	-	-	1,026		
All Funds	1,760	-	-	1,760		
4250 Data Processing						
8000 General Fund	771	-	-	771		
3400 Other Funds Ltd	796	-	-	796		
All Funds	1,567	-	-	1,567		
4275 Publicity and Publications						
3400 Other Funds Ltd	181	-	-	181		
4300 Professional Services						
8000 General Fund	(406,201)	-	(411,781)	5,580		
3400 Other Funds Ltd	25,711	-	-	25,711		
6400 Federal Funds Ltd	174,375	-	-	174,375		
All Funds	(206,115)	-	(411,781)	205,666		
4315 IT Professional Services						
8000 General Fund	202	-	-	202		
3400 Other Funds Ltd	107	-	-	107		
All Funds	309	-	-	309		
4325 Attorney General						

Description	Total Essential Packages	Pkg: 010 Vacancy Factor and Non-ORPICS Personal Services Priority: 00	Pkg: 022 Phase-out Pgm & One-time Costs Priority: 00	Pkg: 031 Standard Inflation Priority: 00		
8000 General Fund	1,411	-	-	1,411		
3400 Other Funds Ltd	3,908	-	-	3,908		
All Funds	5,319	-	-	5,319		
4375 Employee Recruitment and Develop						
8000 General Fund	173	-	-	173		
3400 Other Funds Ltd	91	-	-	91		
All Funds	264	-	-	264		
4400 Dues and Subscriptions						
8000 General Fund	11	-	-	11		
3400 Other Funds Ltd	91	-	-	91		
All Funds	102	-	-	102		
4475 Facilities Maintenance						
3400 Other Funds Ltd	31	-	-	31		
4650 Other Services and Supplies						
8000 General Fund	14,548	-	-	14,548		
3400 Other Funds Ltd	13,319	-	-	13,319		
All Funds	27,867	-	-	27,867		
4700 Expendable Prop 250 - 5000						
8000 General Fund	1,079	-	-	1,079		
3400 Other Funds Ltd	449	-	-	449		
All Funds	1,528	-	-	1,528		
4715 IT Expendable Property						
8000 General Fund	1,133	-	-	1,133		

Description	Total Essential Packages	Pkg: 010 Vacancy Factor and Non-ORPICS Personal Services Priority: 00	Pkg: 022 Phase-out Pgm & One-time Costs Priority: 00	Pkg: 031 Standard Inflation Priority: 00		
3400 Other Funds Ltd	2,232	-	-	2,232		
All Funds	3,365	-	-	3,365		
SERVICES & SUPPLIES						
8000 General Fund	(381,982)	-	(411,781)	29,799		
3400 Other Funds Ltd	54,479	-	-	54,479		
6400 Federal Funds Ltd	174,375	-	-	174,375		
TOTAL SERVICES & SUPPLIES	**($153,128)**	**-**	**($411,781)**	**$258,653**		
SPECIAL PAYMENTS						
6015 Dist to Cities						
6400 Federal Funds Ltd	40,305	-	-	40,305		
6020 Dist to Counties						
3400 Other Funds Ltd	14,251	-	-	14,251		
6030 Dist to Non-Gov Units						
6400 Federal Funds Ltd	98,000	-	-	98,000		
6050 Dist to Non-Profit Organizations						
8000 General Fund	66,237	-	-	66,237		
3400 Other Funds Ltd	632,996	-	-	632,996		
All Funds	699,233	-	-	699,233		
6060 Intra-Agency Gen Fund Transfer						
8000 General Fund	(5,900,000)	-	(5,900,000)	-		
6080 Loans Made - Other						
3400 Other Funds Ltd	201,822	-	-	201,822		
6085 Other Special Payments						

Description	Total Essential Packages	Pkg: 010 Vacancy Factor and Non-ORPICS Personal Services Priority: 00	Pkg: 022 Phase-out Pgm & One-time Costs Priority: 00	Pkg: 031 Standard Inflation Priority: 00		
8000 General Fund	(2,000,000)	-	(2,000,000)	-		
3400 Other Funds Ltd	(7,637,954)	-	(9,255,715)	1,617,761		
6400 Federal Funds Ltd	360,836	-	-	360,836		
All Funds	(9,277,118)	-	(11,255,715)	1,978,597		
SPECIAL PAYMENTS						
8000 General Fund	(7,833,763)	-	(7,900,000)	66,237		
3400 Other Funds Ltd	(6,788,885)	-	(9,255,715)	2,466,830		
6400 Federal Funds Ltd	499,141	-	-	499,141		
TOTAL SPECIAL PAYMENTS	**($14,123,507)**	**-**	**($17,155,715)**	**$3,032,208**		
EXPENDITURES						
8000 General Fund	(8,199,151)	16,594	(8,311,781)	96,036		
3400 Other Funds Ltd	(6,791,705)	(57,299)	(9,255,715)	2,521,309		
6400 Federal Funds Ltd	673,386	(130)	-	673,516		
TOTAL EXPENDITURES	**($14,317,470)**	**($40,835)**	**($17,567,496)**	**$3,290,861**		
ENDING BALANCE						
8000 General Fund	-	-	-	-		
3400 Other Funds Ltd	891,705	57,299	3,355,715	(2,521,309)		
6400 Federal Funds Ltd	(673,386)	130	-	(673,516)		
TOTAL ENDING BALANCE	**$218,319**	**$57,429**	**$3,355,715**	**($3,194,825)**		

Description	Total Essential Packages	Pkg: 010 Vacancy Factor and Non-ORPICS Personal Services Priority: 00	Pkg: 021 Phase-in Priority: 00	Pkg: 031 Standard Inflation Priority: 00		
REVENUE CATEGORIES						
GENERAL FUND APPROPRIATION						
0050 General Fund Appropriation						
8000 General Fund	22,048	17,514	-	4,534		
AVAILABLE REVENUES						
8000 General Fund	22,048	17,514	-	4,534		
TOTAL AVAILABLE REVENUES	**$22,048**	**$17,514**	**-**	**$4,534**		
EXPENDITURES						
PERSONAL SERVICES						
SALARIES & WAGES						
3110 Class/Unclass Sal. and Per Diem						
8000 General Fund	(173,448)	-	(173,448)	-		
6400 Federal Funds Ltd	4,715,808	-	4,715,808	-		
All Funds	4,542,360	-	4,542,360	-		
OTHER PAYROLL EXPENSES						
3210 Empl. Rel. Bd. Assessments						
6400 Federal Funds Ltd	1,580	-	1,580	-		
3220 Public Employees Retire Cont						
8000 General Fund	(42,877)	-	(42,877)	-		
6400 Federal Funds Ltd	1,165,748	-	1,165,748	-		
All Funds	1,122,871	-	1,122,871	-		
3230 Social Security Taxes						
8000 General Fund	(13,269)	-	(13,269)	-		

Description	Total Essential Packages	Pkg: 010 Vacancy Factor and Non-ORPICS Personal Services Priority: 00	Pkg: 021 Phase-in Priority: 00	Pkg: 031 Standard Inflation Priority: 00		
6400 Federal Funds Ltd	360,760	-	360,760	-		
All Funds	347,491	-	347,491	-		
3241 Paid Family Medical Leave Insurance						
8000 General Fund	(693)	-	(693)	-		
6400 Federal Funds Ltd	18,864	-	18,864	-		
All Funds	18,171	-	18,171	-		
3250 Workers Comp. Assess. (WCD)						
6400 Federal Funds Ltd	760	-	760	-		
3260 Mass Transit Tax						
8000 General Fund	600	600	-	-		
3400 Other Funds Ltd	342	342	-	-		
All Funds	942	942	-	-		
3270 Flexible Benefits						
6400 Federal Funds Ltd	883,200	-	883,200	-		
OTHER PAYROLL EXPENSES						
8000 General Fund	(56,239)	600	(56,839)	-		
3400 Other Funds Ltd	342	342	-	-		
6400 Federal Funds Ltd	2,430,912	-	2,430,912	-		
TOTAL OTHER PAYROLL EXPENSES	**$2,375,015**	**$942**	**$2,374,073**	**-**		
P.S. BUDGET ADJUSTMENTS						
3455 Vacancy Savings						
8000 General Fund	16,914	16,914	-	-		
3400 Other Funds Ltd	(2,851)	(2,851)	-	-		

Description	Total Essential Packages	Pkg: 010 Vacancy Factor and Non-ORPICS Personal Services Priority: 00	Pkg: 021 Phase-in Priority: 00	Pkg: 031 Standard Inflation Priority: 00		
6400 Federal Funds Ltd	(249,563)	(249,563)	-	-		
All Funds	(235,500)	(235,500)	-	-		
PERSONAL SERVICES						
8000 General Fund	(212,773)	17,514	(230,287)	-		
3400 Other Funds Ltd	(2,509)	(2,509)	-	-		
6400 Federal Funds Ltd	6,897,157	(249,563)	7,146,720	-		
TOTAL PERSONAL SERVICES	**$6,681,875**	**($234,558)**	**$6,916,433**	**-**		
SERVICES & SUPPLIES						
4100 Instate Travel						
8000 General Fund	4,073	-	3,600	473		
3400 Other Funds Ltd	1,800	-	1,800	-		
6400 Federal Funds Ltd	6,005	-	3,234	2,771		
All Funds	11,878	-	8,634	3,244		
4150 Employee Training						
8000 General Fund	3,266	-	2,850	416		
3400 Other Funds Ltd	1,425	-	1,425	-		
6400 Federal Funds Ltd	5,593	-	2,523	3,070		
All Funds	10,284	-	6,798	3,486		
4175 Office Expenses						
8000 General Fund	7,328	-	6,480	848		
3400 Other Funds Ltd	3,240	-	3,240	-		
6400 Federal Funds Ltd	10,969	-	5,995	4,974		
All Funds	21,537	-	15,715	5,822		

Description	Total Essential Packages	Pkg: 010 Vacancy Factor and Non-ORPICS Personal Services Priority: 00	Pkg: 021 Phase-in Priority: 00	Pkg: 031 Standard Inflation Priority: 00		
4200 Telecommunications						
8000 General Fund	2,457	-	2,160	297		
3400 Other Funds Ltd	1,800	-	1,800	-		
6400 Federal Funds Ltd	3,629	-	1,853	1,776		
All Funds	7,886	-	5,813	2,073		
4250 Data Processing						
8000 General Fund	2,987	-	2,640	347		
3400 Other Funds Ltd	1,320	-	1,320	-		
6400 Federal Funds Ltd	5,122	-	2,777	2,345		
All Funds	9,429	-	6,737	2,692		
4300 Professional Services						
8000 General Fund	183,827	-	183,827	-		
6400 Federal Funds Ltd	2,309,083	-	-	2,309,083		
All Funds	2,492,910	-	183,827	2,309,083		
4315 IT Professional Services						
6400 Federal Funds Ltd	139,500	-	-	139,500		
4325 Attorney General						
6400 Federal Funds Ltd	37,467	-	-	37,467		
4375 Employee Recruitment and Develop						
8000 General Fund	491	-	430	61		
3400 Other Funds Ltd	215	-	215	-		
6400 Federal Funds Ltd	910	-	413	497		
All Funds	1,616	-	1,058	558		

Description	Total Essential Packages	Pkg: 010 Vacancy Factor and Non-ORPICS Personal Services Priority: 00	Pkg: 021 Phase-in Priority: 00	Pkg: 031 Standard Inflation Priority: 00		
4400 Dues and Subscriptions						
6400 Federal Funds Ltd	924	-	-	924		
4650 Other Services and Supplies						
8000 General Fund	16,144	-	14,700	1,444		
3400 Other Funds Ltd	4,900	-	4,900	-		
6400 Federal Funds Ltd	10,175	-	8,175	2,000		
All Funds	31,219	-	27,775	3,444		
4700 Expendable Prop 250 - 5000						
8000 General Fund	8,600	-	8,600	-		
3400 Other Funds Ltd	4,300	-	4,300	-		
6400 Federal Funds Ltd	49,608	-	43,000	6,608		
All Funds	62,508	-	55,900	6,608		
4715 IT Expendable Property						
8000 General Fund	5,648	-	5,000	648		
3400 Other Funds Ltd	2,500	-	2,500	-		
6400 Federal Funds Ltd	12,413	-	6,759	5,654		
All Funds	20,561	-	14,259	6,302		
SERVICES & SUPPLIES						
8000 General Fund	234,821	-	230,287	4,534		
3400 Other Funds Ltd	21,500	-	21,500	-		
6400 Federal Funds Ltd	2,591,398	-	74,729	2,516,669		
TOTAL SERVICES & SUPPLIES	**$2,847,719**	**-**	**$326,516**	**$2,521,203**		
SPECIAL PAYMENTS						

Description	Total Essential Packages	Pkg: 010 Vacancy Factor and Non-ORPICS Personal Services Priority: 00	Pkg: 021 Phase-in Priority: 00	Pkg: 031 Standard Inflation Priority: 00		
6085 Other Special Payments						
3400 Other Funds Ltd	358,176	-	-	358,176		
6400 Federal Funds Ltd	9,195,172	-	-	9,195,172		
All Funds	9,553,348	-	-	9,553,348		
EXPENDITURES						
8000 General Fund	22,048	17,514	-	4,534		
3400 Other Funds Ltd	377,167	(2,509)	21,500	358,176		
6400 Federal Funds Ltd	18,683,727	(249,563)	7,221,449	11,711,841		
TOTAL EXPENDITURES	**$19,082,942**	**($234,558)**	**$7,242,949**	**$12,074,551**		
ENDING BALANCE						
8000 General Fund	-	-	-	-		
3400 Other Funds Ltd	(377,167)	2,509	(21,500)	(358,176)		
6400 Federal Funds Ltd	(18,683,727)	249,563	(7,221,449)	(11,711,841)		
TOTAL ENDING BALANCE	**($19,060,894)**	**$252,072**	**($7,242,949)**	**($12,070,017)**		
AUTHORIZED POSITIONS						
8150 Class/Unclass Positions	20	-	20	-		
AUTHORIZED FTE						
8250 Class/Unclass FTE Positions	20.00	-	20.00	-		

Housing & Community Svcs Dept ***Agency Number 91400***

BDV004B **Version: V - 01 - Agency Request Budget**
2027-29 Biennium **Cross Reference Number: 91400-070-00-00-00000**
Central Services

Description	Total Essential Packages	Pkg: 010 Vacancy Factor and Non-ORPICS Personal Services Priority: 00	Pkg: 031 Standard Inflation Priority: 00			
REVENUE CATEGORIES						
GENERAL FUND APPROPRIATION						
0050 General Fund Appropriation						
8000 General Fund	508,594	(30,790)	539,384			
AVAILABLE REVENUES						
8000 General Fund	508,594	(30,790)	539,384			
TOTAL AVAILABLE REVENUES	**$508,594**	**($30,790)**	**$539,384**			
EXPENDITURES						
PERSONAL SERVICES						
SALARIES & WAGES						
3160 Temporary Appointments						
3400 Other Funds Ltd	4,069	4,069	-			
6400 Federal Funds Ltd	35	35	-			
All Funds	4,104	4,104	-			
3190 All Other Differential						
3400 Other Funds Ltd	561	561	-			
6400 Federal Funds Ltd	7	7	-			
All Funds	568	568	-			
SALARIES & WAGES						
3400 Other Funds Ltd	4,630	4,630	-			
6400 Federal Funds Ltd	42	42	-			
TOTAL SALARIES & WAGES	**$4,672**	**$4,672**	**-**			

Description	Total Essential Packages	Pkg: 010 Vacancy Factor and Non-ORPICS Personal Services Priority: 00	Pkg: 031 Standard Inflation Priority: 00			
OTHER PAYROLL EXPENSES						
3220 Public Employees Retire Cont						
3400 Other Funds Ltd	139	139	-			
6400 Federal Funds Ltd	2	2	-			
All Funds	141	141	-			
3230 Social Security Taxes						
3400 Other Funds Ltd	354	354	-			
6400 Federal Funds Ltd	4	4	-			
All Funds	358	358	-			
3240 Unemployment Assessments						
3400 Other Funds Ltd	220	220	-			
6400 Federal Funds Ltd	1	1	-			
All Funds	221	221	-			
3241 Paid Family Medical Leave Insurance						
3400 Other Funds Ltd	2	2	-			
3260 Mass Transit Tax						
8000 General Fund	24,112	24,112	-			
3400 Other Funds Ltd	29,961	29,961	-			
All Funds	54,073	54,073	-			
OTHER PAYROLL EXPENSES						
8000 General Fund	24,112	24,112	-			
3400 Other Funds Ltd	30,676	30,676	-			
6400 Federal Funds Ltd	7	7	-			

Description	Total Essential Packages	Pkg: 010 Vacancy Factor and Non-ORPICS Personal Services Priority: 00	Pkg: 031 Standard Inflation Priority: 00			
TOTAL OTHER PAYROLL EXPENSES	**$54,795**	**$54,795**	**-**			
P.S. BUDGET ADJUSTMENTS						
3455 Vacancy Savings						
8000 General Fund	(54,902)	(54,902)	-			
3400 Other Funds Ltd	(177,157)	(177,157)	-			
6400 Federal Funds Ltd	(9,605)	(9,605)	-			
All Funds	(241,664)	(241,664)	-			
PERSONAL SERVICES						
8000 General Fund	(30,790)	(30,790)	-			
3400 Other Funds Ltd	(141,851)	(141,851)	-			
6400 Federal Funds Ltd	(9,556)	(9,556)	-			
TOTAL PERSONAL SERVICES	**($182,197)**	**($182,197)**	**-**			
SERVICES & SUPPLIES						
4100 Instate Travel						
8000 General Fund	1,775	-	1,775			
3400 Other Funds Ltd	8,463	-	8,463			
6400 Federal Funds Ltd	2,122	-	2,122			
All Funds	12,360	-	12,360			
4125 Out of State Travel						
3400 Other Funds Ltd	2,892	-	2,892			
6400 Federal Funds Ltd	327	-	327			
All Funds	3,219	-	3,219			

Description	Total Essential Packages	Pkg: 010 Vacancy Factor and Non-ORPICS Personal Services Priority: 00	Pkg: 031 Standard Inflation Priority: 00			
4150 Employee Training						
8000 General Fund	1,443	-	1,443			
3400 Other Funds Ltd	7,034	-	7,034			
6400 Federal Funds Ltd	2,203	-	2,203			
All Funds	10,680	-	10,680			
4175 Office Expenses						
8000 General Fund	3,195	-	3,195			
3400 Other Funds Ltd	18,315	-	18,315			
6400 Federal Funds Ltd	3,437	-	3,437			
All Funds	24,947	-	24,947			
4200 Telecommunications						
8000 General Fund	1,241	-	1,241			
3400 Other Funds Ltd	7,243	-	7,243			
6400 Federal Funds Ltd	1,156	-	1,156			
All Funds	9,640	-	9,640			
4225 State Gov. Service Charges						
8000 General Fund	478,065	-	478,065			
3400 Other Funds Ltd	574,639	-	574,639			
6400 Federal Funds Ltd	30,664	-	30,664			
All Funds	1,083,368	-	1,083,368			
4250 Data Processing						
8000 General Fund	1,517	-	1,517			
3400 Other Funds Ltd	35,783	-	35,783			

Description	Total Essential Packages	Pkg: 010 Vacancy Factor and Non-ORPICS Personal Services Priority: 00	Pkg: 031 Standard Inflation Priority: 00			
6400 Federal Funds Ltd	1,364	-	1,364			
All Funds	38,664	-	38,664			
4275 Publicity and Publications						
3400 Other Funds Ltd	650	-	650			
4300 Professional Services						
3400 Other Funds Ltd	39,230	-	39,230			
4315 IT Professional Services						
3400 Other Funds Ltd	382	-	382			
4325 Attorney General						
3400 Other Funds Ltd	18,021	-	18,021			
4375 Employee Recruitment and Develop						
8000 General Fund	217	-	217			
3400 Other Funds Ltd	777	-	777			
6400 Federal Funds Ltd	247	-	247			
All Funds	1,241	-	1,241			
4400 Dues and Subscriptions						
3400 Other Funds Ltd	4,731	-	4,731			
4425 Facilities Rental and Taxes						
8000 General Fund	20,213	-	20,213			
3400 Other Funds Ltd	117,921	-	117,921			
6400 Federal Funds Ltd	15,561	-	15,561			
All Funds	153,695	-	153,695			
4475 Facilities Maintenance						

Description	Total Essential Packages	Pkg: 010 Vacancy Factor and Non-ORPICS Personal Services Priority: 00	Pkg: 031 Standard Inflation Priority: 00			
3400 Other Funds Ltd	717	-	717			
6400 Federal Funds Ltd	119	-	119			
All Funds	836	-	836			
4575 Agency Program Related S and S						
3400 Other Funds Ltd	9,581	-	9,581			
4650 Other Services and Supplies						
8000 General Fund	23,891	-	23,891			
3400 Other Funds Ltd	33,362	-	33,362			
6400 Federal Funds Ltd	9,056	-	9,056			
All Funds	66,309	-	66,309			
4700 Expendable Prop 250 - 5000						
8000 General Fund	4,606	-	4,606			
3400 Other Funds Ltd	9,823	-	9,823			
6400 Federal Funds Ltd	1,150	-	1,150			
All Funds	15,579	-	15,579			
4715 IT Expendable Property						
8000 General Fund	2,531	-	2,531			
3400 Other Funds Ltd	19,832	-	19,832			
6400 Federal Funds Ltd	3,268	-	3,268			
All Funds	25,631	-	25,631			
SERVICES & SUPPLIES						
8000 General Fund	538,694	-	538,694			
3400 Other Funds Ltd	909,396	-	909,396			

Description	Total Essential Packages	Pkg: 010 Vacancy Factor and Non-ORPICS Personal Services Priority: 00	Pkg: 031 Standard Inflation Priority: 00			
6400 Federal Funds Ltd	70,674	-	70,674			
TOTAL SERVICES & SUPPLIES	**$1,518,764**	**-**	**$1,518,764**			
CAPITAL OUTLAY						
5550 Data Processing Software						
8000 General Fund	690	-	690			
3400 Other Funds Ltd	4,087	-	4,087			
6400 Federal Funds Ltd	531	-	531			
All Funds	5,308	-	5,308			
EXPENDITURES						
8000 General Fund	508,594	(30,790)	539,384			
3400 Other Funds Ltd	771,632	(141,851)	913,483			
6400 Federal Funds Ltd	61,649	(9,556)	71,205			
TOTAL EXPENDITURES	**$1,341,875**	**($182,197)**	**$1,524,072**			
ENDING BALANCE						
8000 General Fund	-	-	-			
3400 Other Funds Ltd	(771,632)	141,851	(913,483)			
6400 Federal Funds Ltd	(61,649)	9,556	(71,205)			
TOTAL ENDING BALANCE	**($833,281)**	**$151,407**	**($984,688)**			

Housing & Community Svcs Dept ***Agency Number 91400***

BDV004B **Version: V - 01 - Agency Request Budget**
2027-29 Biennium **Cross Reference Number: 91400-080-00-00-00000**
Bond Activities and Debt Service

Description	Total Essential Packages	Pkg: 010 Vacancy Factor and Non-ORPICS Personal Services Priority: 00	Pkg: 031 Standard Inflation Priority: 00			
REVENUE CATEGORIES						
GENERAL FUND APPROPRIATION						
0050 General Fund Appropriation						
8000 General Fund	159,824	-	159,824			
AVAILABLE REVENUES						
8000 General Fund	159,824	-	159,824			
TOTAL AVAILABLE REVENUES	**$159,824**	**-**	**$159,824**			
EXPENDITURES						
PERSONAL SERVICES						
OTHER PAYROLL EXPENSES						
3260 Mass Transit Tax						
3400 Other Funds Ltd	1,421	1,421	-			
P.S. BUDGET ADJUSTMENTS						
3455 Vacancy Savings						
3400 Other Funds Ltd	(11,843)	(11,843)	-			
PERSONAL SERVICES						
3400 Other Funds Ltd	(10,422)	(10,422)	-			
TOTAL PERSONAL SERVICES	**($10,422)**	**($10,422)**	**-**			
SERVICES & SUPPLIES						
4100 Instate Travel						
8000 General Fund	88	-	88			
3400 Other Funds Ltd	330	-	330			

Description	Total Essential Packages	Pkg: 010 Vacancy Factor and Non-ORPICS Personal Services Priority: 00	Pkg: 031 Standard Inflation Priority: 00			
All Funds	418	-	418			
4125 Out of State Travel						
3400 Other Funds Ltd	806	-	806			
4150 Employee Training						
8000 General Fund	70	-	70			
3400 Other Funds Ltd	729	-	729			
All Funds	799	-	799			
4175 Office Expenses						
8000 General Fund	159	-	159			
3400 Other Funds Ltd	809	-	809			
All Funds	968	-	968			
4200 Telecommunications						
8000 General Fund	53	-	53			
3400 Other Funds Ltd	405	-	405			
All Funds	458	-	458			
4225 State Gov. Service Charges						
8000 General Fund	158,804	-	158,804			
3400 Other Funds Ltd	76,985	-	76,985			
All Funds	235,789	-	235,789			
4250 Data Processing						
8000 General Fund	65	-	65			
3400 Other Funds Ltd	1,872	-	1,872			
All Funds	1,937	-	1,937			

Description	Total Essential Packages	Pkg: 010 Vacancy Factor and Non-ORPICS Personal Services Priority: 00	Pkg: 031 Standard Inflation Priority: 00			
4300 Professional Services						
3400 Other Funds Ltd	283,031	-	283,031			
4325 Attorney General						
3400 Other Funds Ltd	4,506	-	4,506			
4375 Employee Recruitment and Develop						
8000 General Fund	11	-	11			
3400 Other Funds Ltd	26	-	26			
All Funds	37	-	37			
4400 Dues and Subscriptions						
3400 Other Funds Ltd	48	-	48			
4575 Agency Program Related S and S						
3400 Other Funds Ltd	60	-	60			
4650 Other Services and Supplies						
8000 General Fund	240	-	240			
3400 Other Funds Ltd	321,134	-	321,134			
All Funds	321,374	-	321,374			
4700 Expendable Prop 250 - 5000						
8000 General Fund	211	-	211			
3400 Other Funds Ltd	251	-	251			
All Funds	462	-	462			
4715 IT Expendable Property						
8000 General Fund	123	-	123			
3400 Other Funds Ltd	502	-	502			

Housing & Community Svcs Dept ***Agency Number 91400***

BDV004B **Version: V - 01 - Agency Request Budget**

2027-29 Biennium **Cross Reference Number: 91400-080-00-00-00000**

Bond Activities and Debt Service

Description	Total Essential Packages	Pkg: 010 Vacancy Factor and Non-ORPICS Personal Services Priority: 00	Pkg: 031 Standard Inflation Priority: 00			
All Funds	625	-	625			
SERVICES & SUPPLIES						
8000 General Fund	159,824	-	159,824			
3400 Other Funds Ltd	691,494	-	691,494			
TOTAL SERVICES & SUPPLIES	**$851,318**	**-**	**$851,318**			
EXPENDITURES						
8000 General Fund	159,824	-	159,824			
3400 Other Funds Ltd	681,072	(10,422)	691,494			
TOTAL EXPENDITURES	**$840,896**	**($10,422)**	**$851,318**			
ENDING BALANCE						
8000 General Fund	-	-	-			
3400 Other Funds Ltd	(681,072)	10,422	(691,494)			
TOTAL ENDING BALANCE	**($681,072)**	**$10,422**	**($691,494)**			

Housing & Community Svcs Dept ***Agency Number 91400***

BDV004B **Version: V - 01 - Agency Request Budget**
2027-29 Biennium **Cross Reference Number: 91400-000-00-00-00000**
Housing & Community Svcs Dept

Description	Total Policy Packages	Pkg: 201 Align HSD LAB to Operating Budget Priority: 00	Pkg: 202 HMIS New System Priority: 00	Pkg: 203 PSH Funding (XI-Q Bonds) Priority: 00	Pkg: 204 LIFT Rental (XI-Q Bonds) Priority: 00	Pkg: 205 eservation/Stabilizati Priority: 00
REVENUE CATEGORIES						
GENERAL FUND APPROPRIATION						
0050 General Fund Appropriation						
8000 General Fund	2,497,500	-	2,497,500	-	-	-
8030 General Fund Debt Svc	36,700,097	-	-	3,819,031	25,720,757	-
All Funds	39,197,597	-	2,497,500	3,819,031	25,720,757	-
BOND SALES						
0555 General Fund Obligation Bonds						
3020 Other Funds Cap Construct	770,000,000	-	-	80,000,000	540,000,000	-
3400 Other Funds Ltd	5,710,000	-	-	760,000	3,660,000	-
All Funds	775,710,000	-	-	80,760,000	543,660,000	-
0565 Lottery Bonds						
3400 Other Funds Ltd	209,345,180	-	-	-	-	201,755,368
BOND SALES						
3020 Other Funds Cap Construct	770,000,000	-	-	80,000,000	540,000,000	-
3400 Other Funds Ltd	215,055,180	-	-	760,000	3,660,000	201,755,368
TOTAL BOND SALES	**$985,055,180**	**-**	**-**	**$80,760,000**	**$543,660,000**	**$201,755,368**
OTHER						
0975 Other Revenues						
3400 Other Funds Ltd	1,786,472	-	-	168,210	-	-
TRANSFERS IN						
1040 Transfer In Lottery Proceeds						
4430 Lottery Funds Debt Svc Ltd	10,756,746	-	-	-	-	10,006,202

Housing & Community Svcs Dept ***Agency Number 91400***

BDV004B **Version: V - 01 - Agency Request Budget**
2027-29 Biennium **Cross Reference Number: 91400-000-00-00-00000**
Housing & Community Svcs Dept

Description	Total Policy Packages	Pkg: 201 Align HSD LAB to Operating Budget Priority: 00	Pkg: 202 HMIS New System Priority: 00	Pkg: 203 PSH Funding (XI-Q Bonds) Priority: 00	Pkg: 204 LIFT Rental (XI-Q Bonds) Priority: 00	Pkg: 205 eservation/Stabilizati Priority: 00
REVENUE CATEGORIES						
8000 General Fund	2,497,500	-	2,497,500	-	-	-
8030 General Fund Debt Svc	36,700,097	-	-	3,819,031	25,720,757	-
4430 Lottery Funds Debt Svc Ltd	10,756,746	-	-	-	-	10,006,202
3020 Other Funds Cap Construct	770,000,000	-	-	80,000,000	540,000,000	-
3400 Other Funds Ltd	216,841,652	-	-	928,210	3,660,000	201,755,368
TOTAL REVENUE CATEGORIES	**$1,036,795,995**	**-**	**$2,497,500**	**$84,747,241**	**$569,380,757**	**$211,761,570**
AVAILABLE REVENUES						
8000 General Fund	2,497,500	-	2,497,500	-	-	-
8030 General Fund Debt Svc	36,700,097	-	-	3,819,031	25,720,757	-
4430 Lottery Funds Debt Svc Ltd	10,756,746	-	-	-	-	10,006,202
3020 Other Funds Cap Construct	770,000,000	-	-	80,000,000	540,000,000	-
3400 Other Funds Ltd	216,841,652	-	-	928,210	3,660,000	201,755,368
TOTAL AVAILABLE REVENUES	**$1,036,795,995**	**-**	**$2,497,500**	**$84,747,241**	**$569,380,757**	**$211,761,570**
EXPENDITURES						
PERSONAL SERVICES						
SALARIES & WAGES						
3110 Class/Unclass Sal. and Per Diem						
3400 Other Funds Ltd	467,562	-	-	96,732	-	-
OTHER PAYROLL EXPENSES						
3210 Empl. Rel. Bd. Assessments						
3400 Other Funds Ltd	189	-	-	40	-	-

Description	Total Policy Packages	Pkg: 201 Align HSD LAB to Operating Budget Priority: 00	Pkg: 202 HMIS New System Priority: 00	Pkg: 203 PSH Funding (XI-Q Bonds) Priority: 00	Pkg: 204 LIFT Rental (XI-Q Bonds) Priority: 00	Pkg: 205 eservation/Stabilizati Priority: 00
3220 Public Employees Retire Cont						
3400 Other Funds Ltd	115,581	-	-	23,912	-	-
3230 Social Security Taxes						
3400 Other Funds Ltd	35,768	-	-	7,400	-	-
3241 Paid Family Medical Leave Insurance						
3400 Other Funds Ltd	1,870	-	-	387	-	-
3250 Workers Comp. Assess. (WCD)						
3400 Other Funds Ltd	90	-	-	19	-	-
3260 Mass Transit Tax						
3400 Other Funds Ltd	2,805	-	-	580	-	-
3270 Flexible Benefits						
3400 Other Funds Ltd	104,880	-	-	22,080	-	-
OTHER PAYROLL EXPENSES						
3400 Other Funds Ltd	261,183	-	-	54,418	-	-
TOTAL OTHER PAYROLL EXPENSES	**$261,183**	**-**	**-**	**$54,418**	**-**	**-**
PERSONAL SERVICES						
3400 Other Funds Ltd	728,745	-	-	151,150	-	-
TOTAL PERSONAL SERVICES	**$728,745**	**-**	**-**	**$151,150**	**-**	**-**
SERVICES & SUPPLIES						
4100 Instate Travel						
3400 Other Funds Ltd	4,284	-	-	900	-	-
4150 Employee Training						

Description	Total Policy Packages	Pkg: 201 Align HSD LAB to Operating Budget Priority: 00	Pkg: 202 HMIS New System Priority: 00	Pkg: 203 PSH Funding (XI-Q Bonds) Priority: 00	Pkg: 204 LIFT Rental (XI-Q Bonds) Priority: 00	Pkg: 205 eservation/Stabilizati Priority: 00
3400 Other Funds Ltd	4,275	-	-	1,425	-	-
4175 Office Expenses						
3400 Other Funds Ltd	7,711	-	-	1,620	-	-
4200 Telecommunications						
3400 Other Funds Ltd	2,570	-	-	540	-	-
4250 Data Processing						
3400 Other Funds Ltd	3,142	-	-	660	-	-
4300 Professional Services						
8000 General Fund	1,852,309	1,852,309	-	-	-	-
3400 Other Funds Ltd	1,000,000	-	-	-	-	-
All Funds	2,852,309	1,852,309	-	-	-	-
4315 IT Professional Services						
8000 General Fund	2,497,500	-	2,497,500	-	-	-
4375 Employee Recruitment and Develop						
3400 Other Funds Ltd	645	-	-	215	-	-
4650 Other Services and Supplies						
3400 Other Funds Ltd	7,569,880	-	-	764,900	3,660,000	1,755,368
4700 Expendable Prop 250 - 5000						
3400 Other Funds Ltd	12,900	-	-	4,300	-	-
4715 IT Expendable Property						
3400 Other Funds Ltd	7,500	-	-	2,500	-	-
SERVICES & SUPPLIES						
8000 General Fund	4,349,809	1,852,309	2,497,500	-	-	-

Description	Total Policy Packages	Pkg: 201 Align HSD LAB to Operating Budget Priority: 00	Pkg: 202 HMIS New System Priority: 00	Pkg: 203 PSH Funding (XI-Q Bonds) Priority: 00	Pkg: 204 LIFT Rental (XI-Q Bonds) Priority: 00	Pkg: 205 eservation/Stabilizati Priority: 00
3400 Other Funds Ltd	8,612,907	-	-	777,060	3,660,000	1,755,368
TOTAL SERVICES & SUPPLIES	**$12,962,716**	**$1,852,309**	**$2,497,500**	**$777,060**	**$3,660,000**	**$1,755,368**
CAPITAL OUTLAY						
5900 Other Capital Outlay						
3020 Other Funds Cap Construct	770,000,000	-	-	80,000,000	540,000,000	-
SPECIAL PAYMENTS						
6020 Dist to Counties						
8000 General Fund	(1,852,309)	(1,852,309)	-	-	-	-
6085 Other Special Payments						
3400 Other Funds Ltd	207,500,000	-	-	-	-	200,000,000
SPECIAL PAYMENTS						
8000 General Fund	(1,852,309)	(1,852,309)	-	-	-	-
3400 Other Funds Ltd	207,500,000	-	-	-	-	200,000,000
TOTAL SPECIAL PAYMENTS	**$205,647,691**	**($1,852,309)**	**-**	**-**	**-**	**$200,000,000**
DEBT SERVICE						
7100 Principal - Bonds						
8030 General Fund Debt Svc	9,575,000	-	-	995,000	6,710,000	-
4430 Lottery Funds Debt Svc Ltd	2,605,000	-	-	-	-	2,425,000
All Funds	12,180,000	-	-	995,000	6,710,000	2,425,000
7150 Interest - Bonds						
8030 General Fund Debt Svc	27,125,097	-	-	2,824,031	19,010,757	-
4430 Lottery Funds Debt Svc Ltd	8,151,746	-	-	-	-	7,581,202

Housing & Community Svcs Dept ***Agency Number 91400***

BDV004B **Version: V - 01 - Agency Request Budget**
2027-29 Biennium **Cross Reference Number: 91400-000-00-00-00000**
Housing & Community Svcs Dept

Description	Total Policy Packages	Pkg: 201 Align HSD LAB to Operating Budget Priority: 00	Pkg: 202 HMIS New System Priority: 00	Pkg: 203 PSH Funding (XI-Q Bonds) Priority: 00	Pkg: 204 LIFT Rental (XI-Q Bonds) Priority: 00	Pkg: 205 eservation/Stabilizati Priority: 00
All Funds	35,276,843	-	-	2,824,031	19,010,757	7,581,202
DEBT SERVICE						
8030 General Fund Debt Svc	36,700,097	-	-	3,819,031	25,720,757	-
4430 Lottery Funds Debt Svc Ltd	10,756,746	-	-	-	-	10,006,202
TOTAL DEBT SERVICE	**$47,456,843**	**-**	**-**	**$3,819,031**	**$25,720,757**	**$10,006,202**
EXPENDITURES						
8000 General Fund	2,497,500	-	2,497,500	-	-	-
8030 General Fund Debt Svc	36,700,097	-	-	3,819,031	25,720,757	-
4430 Lottery Funds Debt Svc Ltd	10,756,746	-	-	-	-	10,006,202
3020 Other Funds Cap Construct	770,000,000	-	-	80,000,000	540,000,000	-
3400 Other Funds Ltd	216,841,652	-	-	928,210	3,660,000	201,755,368
TOTAL EXPENDITURES	**$1,036,795,995**	**-**	**$2,497,500**	**$84,747,241**	**$569,380,757**	**$211,761,570**
ENDING BALANCE						
8000 General Fund	-	-	-	-	-	-
8030 General Fund Debt Svc	-	-	-	-	-	-
4430 Lottery Funds Debt Svc Ltd	-	-	-	-	-	-
3020 Other Funds Cap Construct	-	-	-	-	-	-
3400 Other Funds Ltd	-	-	-	-	-	-
TOTAL ENDING BALANCE	**-**	**-**	**-**	**-**	**-**	**-**
AUTHORIZED POSITIONS						
8150 Class/Unclass Positions	3	-	-	1	-	-
AUTHORIZED FTE						

Description	Total Policy Packages	Pkg: 201 Align HSD LAB to Operating Budget Priority: 00	Pkg: 202 HMIS New System Priority: 00	Pkg: 203 PSH Funding (XI-Q Bonds) Priority: 00	Pkg: 204 LIFT Rental (XI-Q Bonds) Priority: 00	Pkg: 205 eservation/Stabilizati Priority: 00
8250 Class/Unclass FTE Positions	2.38	-	-	0.50	-	-

Description	Pkg: 206 Portfolio Compliance Expansion Priority: 00	Pkg: 207 Shift ECHO for Manufactured Home Replacement Priority: 00	Pkg: 208 LIFT HOD (XI-Q) Priority: 00	Pkg: 209 Preservation of Manufactured Housing Priority: 00		
REVENUE CATEGORIES						
GENERAL FUND APPROPRIATION						
0050 General Fund Appropriation						
8030 General Fund Debt Svc	-	-	7,160,309	-		
BOND SALES						
0555 General Fund Obligation Bonds						
3020 Other Funds Cap Construct	-	-	150,000,000	-		
3400 Other Funds Ltd	-	-	1,290,000	-		
All Funds	-	-	151,290,000	-		
0565 Lottery Bonds						
3400 Other Funds Ltd	-	-	-	7,589,812		
BOND SALES						
3020 Other Funds Cap Construct	-	-	150,000,000	-		
3400 Other Funds Ltd	-	-	1,290,000	7,589,812		
TOTAL BOND SALES	**-**	**-**	**$151,290,000**	**$7,589,812**		
OTHER						
0975 Other Revenues						
3400 Other Funds Ltd	1,000,000	323,080	295,182	-		
TRANSFERS IN						
1040 Transfer In Lottery Proceeds						
4430 Lottery Funds Debt Svc Ltd	-	-	-	750,544		
REVENUE CATEGORIES						
8030 General Fund Debt Svc	-	-	7,160,309	-		

Description	Pkg: 206 Portfolio Compliance Expansion Priority: 00	Pkg: 207 Shift ECHO for Manufactured Home Replacement Priority: 00	Pkg: 208 LIFT HOD (XI-Q) Priority: 00	Pkg: 209 Preservation of Manufactured Housing Priority: 00		
4430 Lottery Funds Debt Svc Ltd	-	-	-	750,544		
3020 Other Funds Cap Construct	-	-	150,000,000	-		
3400 Other Funds Ltd	1,000,000	323,080	1,585,182	7,589,812		
TOTAL REVENUE CATEGORIES	**$1,000,000**	**$323,080**	**$158,745,491**	**$8,340,356**		
AVAILABLE REVENUES						
8030 General Fund Debt Svc	-	-	7,160,309	-		
4430 Lottery Funds Debt Svc Ltd	-	-	-	750,544		
3020 Other Funds Cap Construct	-	-	150,000,000	-		
3400 Other Funds Ltd	1,000,000	323,080	1,585,182	7,589,812		
TOTAL AVAILABLE REVENUES	**$1,000,000**	**$323,080**	**$158,745,491**	**$8,340,356**		
EXPENDITURES						
PERSONAL SERVICES						
SALARIES & WAGES						
3110 Class/Unclass Sal. and Per Diem						
3400 Other Funds Ltd	-	193,464	177,366	-		
OTHER PAYROLL EXPENSES						
3210 Empl. Rel. Bd. Assessments						
3400 Other Funds Ltd	-	79	70	-		
3220 Public Employees Retire Cont						
3400 Other Funds Ltd	-	47,824	43,845	-		
3230 Social Security Taxes						
3400 Other Funds Ltd	-	14,800	13,568	-		

Description	Pkg: 206 Portfolio Compliance Expansion Priority: 00	Pkg: 207 Shift ECHO for Manufactured Home Replacement Priority: 00	Pkg: 208 LIFT HOD (XI-Q) Priority: 00	Pkg: 209 Preservation of Manufactured Housing Priority: 00		
3241 Paid Family Medical Leave Insurance						
3400 Other Funds Ltd	-	774	709	-		
3250 Workers Comp. Assess. (WCD)						
3400 Other Funds Ltd	-	38	33	-		
3260 Mass Transit Tax						
3400 Other Funds Ltd	-	1,161	1,064	-		
3270 Flexible Benefits						
3400 Other Funds Ltd	-	44,160	38,640	-		
OTHER PAYROLL EXPENSES						
3400 Other Funds Ltd	-	108,836	97,929	-		
TOTAL OTHER PAYROLL EXPENSES	**-**	**$108,836**	**$97,929**	**-**		
PERSONAL SERVICES						
3400 Other Funds Ltd	-	302,300	275,295	-		
TOTAL PERSONAL SERVICES	**-**	**$302,300**	**$275,295**	**-**		
SERVICES & SUPPLIES						
4100 Instate Travel						
3400 Other Funds Ltd	-	1,800	1,584	-		
4150 Employee Training						
3400 Other Funds Ltd	-	1,425	1,425	-		
4175 Office Expenses						
3400 Other Funds Ltd	-	3,240	2,851	-		
4200 Telecommunications						

Description	Pkg: 206 Portfolio Compliance Expansion Priority: 00	Pkg: 207 Shift ECHO for Manufactured Home Replacement Priority: 00	Pkg: 208 LIFT HOD (XI-Q) Priority: 00	Pkg: 209 Preservation of Manufactured Housing Priority: 00		
3400 Other Funds Ltd	-	1,080	950	-		
4250 Data Processing						
3400 Other Funds Ltd	-	1,320	1,162	-		
4300 Professional Services						
3400 Other Funds Ltd	1,000,000	-	-	-		
4375 Employee Recruitment and Develop						
3400 Other Funds Ltd	-	215	215	-		
4650 Other Services and Supplies						
3400 Other Funds Ltd	-	4,900	1,294,900	89,812		
4700 Expendable Prop 250 - 5000						
3400 Other Funds Ltd	-	4,300	4,300	-		
4715 IT Expendable Property						
3400 Other Funds Ltd	-	2,500	2,500	-		
SERVICES & SUPPLIES						
3400 Other Funds Ltd	1,000,000	20,780	1,309,887	89,812		
TOTAL SERVICES & SUPPLIES	**$1,000,000**	**$20,780**	**$1,309,887**	**$89,812**		
CAPITAL OUTLAY						
5900 Other Capital Outlay						
3020 Other Funds Cap Construct	-	-	150,000,000	-		
SPECIAL PAYMENTS						
6085 Other Special Payments						
3400 Other Funds Ltd	-	-	-	7,500,000		
DEBT SERVICE						

Description	Pkg: 206 Portfolio Compliance Expansion Priority: 00	Pkg: 207 Shift ECHO for Manufactured Home Replacement Priority: 00	Pkg: 208 LIFT HOD (XI-Q) Priority: 00	Pkg: 209 Preservation of Manufactured Housing Priority: 00		
7100 Principal - Bonds						
8030 General Fund Debt Svc	-	-	1,870,000	-		
4430 Lottery Funds Debt Svc Ltd	-	-	-	180,000		
All Funds	-	-	1,870,000	180,000		
7150 Interest - Bonds						
8030 General Fund Debt Svc	-	-	5,290,309	-		
4430 Lottery Funds Debt Svc Ltd	-	-	-	570,544		
All Funds	-	-	5,290,309	570,544		
DEBT SERVICE						
8030 General Fund Debt Svc	-	-	7,160,309	-		
4430 Lottery Funds Debt Svc Ltd	-	-	-	750,544		
TOTAL DEBT SERVICE	**-**	**-**	**$7,160,309**	**$750,544**		
EXPENDITURES						
8030 General Fund Debt Svc	-	-	7,160,309	-		
4430 Lottery Funds Debt Svc Ltd	-	-	-	750,544		
3020 Other Funds Cap Construct	-	-	150,000,000	-		
3400 Other Funds Ltd	1,000,000	323,080	1,585,182	7,589,812		
TOTAL EXPENDITURES	**$1,000,000**	**$323,080**	**$158,745,491**	**$8,340,356**		
ENDING BALANCE						
8030 General Fund Debt Svc	-	-	-	-		
4430 Lottery Funds Debt Svc Ltd	-	-	-	-		
3020 Other Funds Cap Construct	-	-	-	-		

Description	Pkg: 206 Portfolio Compliance Expansion Priority: 00	Pkg: 207 Shift ECHO for Manufactured Home Replacement Priority: 00	Pkg: 208 LIFT HOD (XI-Q) Priority: 00	Pkg: 209 Preservation of Manufactured Housing Priority: 00		
3400 Other Funds Ltd	-	-	-	-		
TOTAL ENDING BALANCE	**-**	**-**	**-**	**-**		
AUTHORIZED POSITIONS						
8150 Class/Unclass Positions	-	1	1	-		
AUTHORIZED FTE						
8250 Class/Unclass FTE Positions	-	1.00	0.88	-		

Housing & Community Svcs Dept ***Agency Number 91400***

BDV004B **Version: V - 01 - Agency Request Budget**
2027-29 Biennium **Cross Reference Number: 91400-010-00-00-00000**
Housing Stabilization Programs

Description	Total Policy Packages	Pkg: 201 Align HSD LAB to Operating Budget Priority: 00	Pkg: 202 HMIS New System Priority: 00			
REVENUE CATEGORIES						
GENERAL FUND APPROPRIATION						
0050 General Fund Appropriation						
8000 General Fund	2,497,500	-	2,497,500			
AVAILABLE REVENUES						
8000 General Fund	2,497,500	-	2,497,500			
TOTAL AVAILABLE REVENUES	**$2,497,500**	**-**	**$2,497,500**			
EXPENDITURES						
SERVICES & SUPPLIES						
4300 Professional Services						
8000 General Fund	1,852,309	1,852,309	-			
4315 IT Professional Services						
8000 General Fund	2,497,500	-	2,497,500			
SERVICES & SUPPLIES						
8000 General Fund	4,349,809	1,852,309	2,497,500			
TOTAL SERVICES & SUPPLIES	**$4,349,809**	**$1,852,309**	**$2,497,500**			
SPECIAL PAYMENTS						
6020 Dist to Counties						
8000 General Fund	(1,852,309)	(1,852,309)	-			
EXPENDITURES						
8000 General Fund	2,497,500	-	2,497,500			
TOTAL EXPENDITURES	**$2,497,500**	**-**	**$2,497,500**			

Description	Total Policy Packages	Pkg: 201 Align HSD LAB to Operating Budget Priority: 00	Pkg: 202 HMIS New System Priority: 00			
ENDING BALANCE						
8000 General Fund	-	-	-			
TOTAL ENDING BALANCE	**-**	**-**	**-**			

Description	Total Policy Packages	Pkg: 203 PSH Funding (XI-Q Bonds) Priority: 00				
REVENUE CATEGORIES						
OTHER						
0975 Other Revenues						
3400 Other Funds Ltd	168,210	168,210				
AVAILABLE REVENUES						
3400 Other Funds Ltd	168,210	168,210				
TOTAL AVAILABLE REVENUES	**$168,210**	**$168,210**				
EXPENDITURES						
PERSONAL SERVICES						
SALARIES & WAGES						
3110 Class/Unclass Sal. and Per Diem						
3400 Other Funds Ltd	96,732	96,732				
OTHER PAYROLL EXPENSES						
3210 Empl. Rel. Bd. Assessments						
3400 Other Funds Ltd	40	40				
3220 Public Employees Retire Cont						
3400 Other Funds Ltd	23,912	23,912				
3230 Social Security Taxes						
3400 Other Funds Ltd	7,400	7,400				
3241 Paid Family Medical Leave Insurance						
3400 Other Funds Ltd	387	387				
3250 Workers Comp. Assess. (WCD)						
3400 Other Funds Ltd	19	19				

Description	Total Policy Packages	Pkg: 203 PSH Funding (XI-Q Bonds) Priority: 00				
3260 Mass Transit Tax						
3400 Other Funds Ltd	580	580				
3270 Flexible Benefits						
3400 Other Funds Ltd	22,080	22,080				
OTHER PAYROLL EXPENSES						
3400 Other Funds Ltd	54,418	54,418				
TOTAL OTHER PAYROLL EXPENSES	**$54,418**	**$54,418**				
PERSONAL SERVICES						
3400 Other Funds Ltd	151,150	151,150				
TOTAL PERSONAL SERVICES	**$151,150**	**$151,150**				
SERVICES & SUPPLIES						
4100 Instate Travel						
3400 Other Funds Ltd	900	900				
4150 Employee Training						
3400 Other Funds Ltd	1,425	1,425				
4175 Office Expenses						
3400 Other Funds Ltd	1,620	1,620				
4200 Telecommunications						
3400 Other Funds Ltd	540	540				
4250 Data Processing						
3400 Other Funds Ltd	660	660				
4375 Employee Recruitment and Develop						

Description	Total Policy Packages	Pkg: 203 PSH Funding (XI-Q Bonds) Priority: 00				
3400 Other Funds Ltd	215	215				
4650 Other Services and Supplies						
3400 Other Funds Ltd	4,900	4,900				
4700 Expendable Prop 250 - 5000						
3400 Other Funds Ltd	4,300	4,300				
4715 IT Expendable Property						
3400 Other Funds Ltd	2,500	2,500				
SERVICES & SUPPLIES						
3400 Other Funds Ltd	17,060	17,060				
TOTAL SERVICES & SUPPLIES	**$17,060**	**$17,060**				
EXPENDITURES						
3400 Other Funds Ltd	168,210	168,210				
TOTAL EXPENDITURES	**$168,210**	**$168,210**				
ENDING BALANCE						
3400 Other Funds Ltd	-	-				
TOTAL ENDING BALANCE	**-**	**-**				
AUTHORIZED POSITIONS						
8150 Class/Unclass Positions	1	1				
AUTHORIZED FTE						
8250 Class/Unclass FTE Positions	0.50	0.50				

Housing & Community Svcs Dept ***Agency Number 91400***

BDV004B **Version: V - 01 - Agency Request Budget**
2027-29 Biennium **Cross Reference Number: 91400-030-00-00-00000**
Multifamily Rental Housing Programs

Description	Total Policy Packages	Pkg: 205 eservation/Stabilizati Priority: 00	Pkg: 206 Portfolio Compliance Expansion Priority: 00			
REVENUE CATEGORIES						
BOND SALES						
0565 Lottery Bonds						
3400 Other Funds Ltd	200,000,000	200,000,000	-			
OTHER						
0975 Other Revenues						
3400 Other Funds Ltd	1,000,000	-	1,000,000			
REVENUE CATEGORIES						
3400 Other Funds Ltd	201,000,000	200,000,000	1,000,000			
TOTAL REVENUE CATEGORIES	**$201,000,000**	**$200,000,000**	**$1,000,000**			
AVAILABLE REVENUES						
3400 Other Funds Ltd	201,000,000	200,000,000	1,000,000			
TOTAL AVAILABLE REVENUES	**$201,000,000**	**$200,000,000**	**$1,000,000**			
EXPENDITURES						
SERVICES & SUPPLIES						
4300 Professional Services						
3400 Other Funds Ltd	1,000,000	-	1,000,000			
SPECIAL PAYMENTS						
6085 Other Special Payments						
3400 Other Funds Ltd	200,000,000	200,000,000	-			
EXPENDITURES						
3400 Other Funds Ltd	201,000,000	200,000,000	1,000,000			

Description	Total Policy Packages	Pkg: 205 eservation/Stabilizati Priority: 00	Pkg: 206 Portfolio Compliance Expansion Priority: 00			
TOTAL EXPENDITURES	**$201,000,000**	**$200,000,000**	**$1,000,000**			
ENDING BALANCE						
3400 Other Funds Ltd	-	-	-			
TOTAL ENDING BALANCE	**-**	**-**	**-**			

Description	Total Policy Packages	Pkg: 207 Shift ECHO for Manufactured Home Replacement Priority: 00	Pkg: 208 LIFT HOD (XI-Q) Priority: 00	Pkg: 209 Preservation of Manufactured Housing Priority: 00		
REVENUE CATEGORIES						
BOND SALES						
0565 Lottery Bonds						
3400 Other Funds Ltd	7,500,000	-	-	7,500,000		
OTHER						
0975 Other Revenues						
3400 Other Funds Ltd	618,262	323,080	295,182	-		
REVENUE CATEGORIES						
3400 Other Funds Ltd	8,118,262	323,080	295,182	7,500,000		
TOTAL REVENUE CATEGORIES	**$8,118,262**	**$323,080**	**$295,182**	**$7,500,000**		
AVAILABLE REVENUES						
3400 Other Funds Ltd	8,118,262	323,080	295,182	7,500,000		
TOTAL AVAILABLE REVENUES	**$8,118,262**	**$323,080**	**$295,182**	**$7,500,000**		
EXPENDITURES						
PERSONAL SERVICES						
SALARIES & WAGES						
3110 Class/Unclass Sal. and Per Diem						
3400 Other Funds Ltd	370,830	193,464	177,366	-		
OTHER PAYROLL EXPENSES						
3210 Empl. Rel. Bd. Assessments						
3400 Other Funds Ltd	149	79	70	-		
3220 Public Employees Retire Cont						

Description	Total Policy Packages	Pkg: 207 Shift ECHO for Manufactured Home Replacement Priority: 00	Pkg: 208 LIFT HOD (XI-Q) Priority: 00	Pkg: 209 Preservation of Manufactured Housing Priority: 00		
3400 Other Funds Ltd	91,669	47,824	43,845	-		
3230 Social Security Taxes						
3400 Other Funds Ltd	28,368	14,800	13,568	-		
3241 Paid Family Medical Leave Insurance						
3400 Other Funds Ltd	1,483	774	709	-		
3250 Workers Comp. Assess. (WCD)						
3400 Other Funds Ltd	71	38	33	-		
3260 Mass Transit Tax						
3400 Other Funds Ltd	2,225	1,161	1,064	-		
3270 Flexible Benefits						
3400 Other Funds Ltd	82,800	44,160	38,640	-		
OTHER PAYROLL EXPENSES						
3400 Other Funds Ltd	206,765	108,836	97,929	-		
TOTAL OTHER PAYROLL EXPENSES	**$206,765**	**$108,836**	**$97,929**	**-**		
PERSONAL SERVICES						
3400 Other Funds Ltd	577,595	302,300	275,295	-		
TOTAL PERSONAL SERVICES	**$577,595**	**$302,300**	**$275,295**	**-**		
SERVICES & SUPPLIES						
4100 Instate Travel						
3400 Other Funds Ltd	3,384	1,800	1,584	-		
4150 Employee Training						
3400 Other Funds Ltd	2,850	1,425	1,425	-		

Description	Total Policy Packages	Pkg: 207 Shift ECHO for Manufactured Home Replacement Priority: 00	Pkg: 208 LIFT HOD (XI-Q) Priority: 00	Pkg: 209 Preservation of Manufactured Housing Priority: 00		
4175 Office Expenses						
3400 Other Funds Ltd	6,091	3,240	2,851	-		
4200 Telecommunications						
3400 Other Funds Ltd	2,030	1,080	950	-		
4250 Data Processing						
3400 Other Funds Ltd	2,482	1,320	1,162	-		
4375 Employee Recruitment and Develop						
3400 Other Funds Ltd	430	215	215	-		
4650 Other Services and Supplies						
3400 Other Funds Ltd	9,800	4,900	4,900	-		
4700 Expendable Prop 250 - 5000						
3400 Other Funds Ltd	8,600	4,300	4,300	-		
4715 IT Expendable Property						
3400 Other Funds Ltd	5,000	2,500	2,500	-		
SERVICES & SUPPLIES						
3400 Other Funds Ltd	40,667	20,780	19,887	-		
TOTAL SERVICES & SUPPLIES	**$40,667**	**$20,780**	**$19,887**	**-**		
SPECIAL PAYMENTS						
6085 Other Special Payments						
3400 Other Funds Ltd	7,500,000	-	-	7,500,000		
EXPENDITURES						
3400 Other Funds Ltd	8,118,262	323,080	295,182	7,500,000		

Housing & Community Svcs Dept ***Agency Number 91400***

BDV004B **Version: V - 01 - Agency Request Budget**

2027-29 Biennium **Cross Reference Number: 91400-040-00-00-00000**

Single Family Housing Programs

Description	Total Policy Packages	Pkg: 207 Shift ECHO for Manufactured Home Replacement Priority: 00	Pkg: 208 LIFT HOD (XI-Q) Priority: 00	Pkg: 209 Preservation of Manufactured Housing Priority: 00		
TOTAL EXPENDITURES	**$8,118,262**	**$323,080**	**$295,182**	**$7,500,000**		
ENDING BALANCE						
3400 Other Funds Ltd	-	-	-	-		
TOTAL ENDING BALANCE	**-**	**-**	**-**	**-**		
AUTHORIZED POSITIONS						
8150 Class/Unclass Positions	2	1	1	-		
AUTHORIZED FTE						
8250 Class/Unclass FTE Positions	1.88	1.00	0.88	-		

Housing & Community Svcs Dept ***Agency Number 91400***

BDV004B **Version: V - 01 - Agency Request Budget**
2027-29 Biennium **Cross Reference Number: 91400-080-00-00-00000**
Bond Activities and Debt Service

Description	Total Policy Packages	Pkg: 203 PSH Funding (XI-Q Bonds) Priority: 00	Pkg: 204 LIFT Rental (XI-Q Bonds) Priority: 00	Pkg: 205 eservation/Stabilizati Priority: 00	Pkg: 208 LIFT HOD (XI-Q) Priority: 00	Pkg: 209 Preservation of Manufactured Housing Priority: 00
REVENUE CATEGORIES						
GENERAL FUND APPROPRIATION						
0050 General Fund Appropriation						
8030 General Fund Debt Svc	36,700,097	3,819,031	25,720,757	-	7,160,309	-
BOND SALES						
0555 General Fund Obligation Bonds						
3400 Other Funds Ltd	5,710,000	760,000	3,660,000	-	1,290,000	-
0565 Lottery Bonds						
3400 Other Funds Ltd	1,845,180	-	-	1,755,368	-	89,812
BOND SALES						
3400 Other Funds Ltd	7,555,180	760,000	3,660,000	1,755,368	1,290,000	89,812
TOTAL BOND SALES	**$7,555,180**	**$760,000**	**$3,660,000**	**$1,755,368**	**$1,290,000**	**$89,812**
TRANSFERS IN						
1040 Transfer In Lottery Proceeds						
4430 Lottery Funds Debt Svc Ltd	10,756,746	-	-	10,006,202	-	750,544
REVENUE CATEGORIES						
8030 General Fund Debt Svc	36,700,097	3,819,031	25,720,757	-	7,160,309	-
4430 Lottery Funds Debt Svc Ltd	10,756,746	-	-	10,006,202	-	750,544
3400 Other Funds Ltd	7,555,180	760,000	3,660,000	1,755,368	1,290,000	89,812
TOTAL REVENUE CATEGORIES	**$55,012,023**	**$4,579,031**	**$29,380,757**	**$11,761,570**	**$8,450,309**	**$840,356**
AVAILABLE REVENUES						
8030 General Fund Debt Svc	36,700,097	3,819,031	25,720,757	-	7,160,309	-

Description	Total Policy Packages	Pkg: 203 PSH Funding (XI-Q Bonds) Priority: 00	Pkg: 204 LIFT Rental (XI-Q Bonds) Priority: 00	Pkg: 205 eservation/Stabilizati Priority: 00	Pkg: 208 LIFT HOD (XI-Q) Priority: 00	Pkg: 209 Preservation of Manufactured Housing Priority: 00
4430 Lottery Funds Debt Svc Ltd	10,756,746	-	-	10,006,202	-	750,544
3400 Other Funds Ltd	7,555,180	760,000	3,660,000	1,755,368	1,290,000	89,812
TOTAL AVAILABLE REVENUES	**$55,012,023**	**$4,579,031**	**$29,380,757**	**$11,761,570**	**$8,450,309**	**$840,356**
EXPENDITURES						
SERVICES & SUPPLIES						
4650 Other Services and Supplies						
3400 Other Funds Ltd	7,555,180	760,000	3,660,000	1,755,368	1,290,000	89,812
DEBT SERVICE						
7100 Principal - Bonds						
8030 General Fund Debt Svc	9,575,000	995,000	6,710,000	-	1,870,000	-
4430 Lottery Funds Debt Svc Ltd	2,605,000	-	-	2,425,000	-	180,000
All Funds	12,180,000	995,000	6,710,000	2,425,000	1,870,000	180,000
7150 Interest - Bonds						
8030 General Fund Debt Svc	27,125,097	2,824,031	19,010,757	-	5,290,309	-
4430 Lottery Funds Debt Svc Ltd	8,151,746	-	-	7,581,202	-	570,544
All Funds	35,276,843	2,824,031	19,010,757	7,581,202	5,290,309	570,544
DEBT SERVICE						
8030 General Fund Debt Svc	36,700,097	3,819,031	25,720,757	-	7,160,309	-
4430 Lottery Funds Debt Svc Ltd	10,756,746	-	-	10,006,202	-	750,544
TOTAL DEBT SERVICE	**$47,456,843**	**$3,819,031**	**$25,720,757**	**$10,006,202**	**$7,160,309**	**$750,544**
EXPENDITURES						
8030 General Fund Debt Svc	36,700,097	3,819,031	25,720,757	-	7,160,309	-

Housing & Community Svcs Dept ***Agency Number 91400***

BDV004B **Version: V - 01 - Agency Request Budget**

2027-29 Biennium **Cross Reference Number: 91400-080-00-00-00000**

Bond Activities and Debt Service

Description	Total Policy Packages	Pkg: 203 PSH Funding (XI-Q Bonds) Priority: 00	Pkg: 204 LIFT Rental (XI-Q Bonds) Priority: 00	Pkg: 205 eservation/Stabilizati Priority: 00	Pkg: 208 LIFT HOD (XI-Q) Priority: 00	Pkg: 209 Preservation of Manufactured Housing Priority: 00
4430 Lottery Funds Debt Svc Ltd	10,756,746	-	-	10,006,202	-	750,544
3400 Other Funds Ltd	7,555,180	760,000	3,660,000	1,755,368	1,290,000	89,812
TOTAL EXPENDITURES	**$55,012,023**	**$4,579,031**	**$29,380,757**	**$11,761,570**	**$8,450,309**	**$840,356**
ENDING BALANCE						
8030 General Fund Debt Svc	-	-	-	-	-	-
4430 Lottery Funds Debt Svc Ltd	-	-	-	-	-	-
3400 Other Funds Ltd	-	-	-	-	-	-
TOTAL ENDING BALANCE	**-**	**-**	**-**	**-**	**-**	**-**

Housing & Community Svcs Dept ***Agency Number 91400***

BDV004B **Version: V - 01 - Agency Request Budget**
2027-29 Biennium **Cross Reference Number: 91400-089-00-00-00000**
Capital Construction

Description	Total Policy Packages	Pkg: 203 PSH Funding (XI-Q Bonds) Priority: 00	Pkg: 204 LIFT Rental (XI-Q Bonds) Priority: 00	Pkg: 208 LIFT HOD (XI-Q) Priority: 00		
REVENUE CATEGORIES						
BOND SALES						
0555 General Fund Obligation Bonds						
3020 Other Funds Cap Construct	770,000,000	80,000,000	540,000,000	150,000,000		
AVAILABLE REVENUES						
3020 Other Funds Cap Construct	770,000,000	80,000,000	540,000,000	150,000,000		
TOTAL AVAILABLE REVENUES	**$770,000,000**	**$80,000,000**	**$540,000,000**	**$150,000,000**		
EXPENDITURES						
CAPITAL OUTLAY						
5900 Other Capital Outlay						
3020 Other Funds Cap Construct	770,000,000	80,000,000	540,000,000	150,000,000		
ENDING BALANCE						
3020 Other Funds Cap Construct	-	-	-	-		
TOTAL ENDING BALANCE	**-**	**-**	**-**	**-**		

ESSENTIAL AND POLICY PACKAGE FISCAL IMPACT SUMMARY

Housing & Community Svcs Dept **Cross Reference Name: Housing Stabilization Programs**

Pkg: 010 - Vacancy Factor and Non-ORPICS Personal Services **Cross Reference Number: 91400-010-00-00-00000**

Description	General Fund	Lottery Funds	Other Funds	Federal Funds	Nonlimited Other Funds	Nonlimited Federal Funds	All Funds
Revenues							
General Fund Appropriation	(189,438)	-	-	-	-	-	(189,438)
Housing Div Loan Repayments	-	-	-	-	-	-	-
Total Revenues	**($189,438)**	**-**	**-**	**-**	**-**	**-**	**($189,438)**
Personal Services							
Mass Transit Tax	8,047	-	3,389	-	-	-	11,436
Vacancy Savings	(197,485)	-	(30,427)	(45,238)	-	-	(273,150)
Total Personal Services	**($189,438)**	**-**	**($27,038)**	**($45,238)**	**-**	**-**	**($261,714)**
Total Expenditures							
Total Expenditures	(189,438)	-	(27,038)	(45,238)	-	-	(261,714)
Total Expenditures	**($189,438)**	**-**	**($27,038)**	**($45,238)**	**-**	**-**	**($261,714)**
Ending Balance							
Ending Balance	-	-	27,038	45,238	-	-	72,276
Total Ending Balance	**-**	**-**	**$27,038**	**$45,238**	**-**	**-**	**$72,276**

ESSENTIAL AND POLICY PACKAGE FISCAL IMPACT SUMMARY

Housing & Community Svcs Dept **Cross Reference Name: Housing Stabilization Programs**
Pkg: 022 - Phase-out Pgm & One-time Costs **Cross Reference Number: 91400-010-00-00-00000**

Description	General Fund	Lottery Funds	Other Funds	Federal Funds	Nonlimited Other Funds	Nonlimited Federal Funds	All Funds
Revenues							
General Fund Appropriation	(230,962,402)	-	-	-	-	-	(230,962,402)
Other Revenues	-	-	-	-	-	-	-
Transfer from General Fund	-	-	(87,400,000)	-	-	-	(87,400,000)
Total Revenues	**($230,962,402)**	**-**	**($87,400,000)**	**-**	**-**	**-**	**($318,362,402)**
Services & Supplies							
Professional Services	(375,000)	-	-	-	-	-	(375,000)
Total Services & Supplies	**($375,000)**	**-**	**-**	**-**	**-**	**-**	**($375,000)**
Special Payments							
Dist to Non-Profit Organizations	-	-	(474,341)	-	-	-	(474,341)
Intra-Agency Gen Fund Transfer	(87,400,000)	-	-	-	-	-	(87,400,000)
Other Special Payments	(143,187,402)	-	(55,571,344)	-	-	-	(198,758,746)
Total Special Payments	**($230,587,402)**	**-**	**($56,045,685)**	**-**	**-**	**-**	**($286,633,087)**
Total Expenditures							
Total Expenditures	(230,962,402)	-	(56,045,685)	-	-	-	(287,008,087)
Total Expenditures	**($230,962,402)**	**-**	**($56,045,685)**	**-**	**-**	**-**	**($287,008,087)**
Ending Balance							
Ending Balance	-	-	(31,354,315)	-	-	-	(31,354,315)
Total Ending Balance	**-**	**-**	**($31,354,315)**	**-**	**-**	**-**	**($31,354,315)**

ESSENTIAL AND POLICY PACKAGE FISCAL IMPACT SUMMARY

Housing & Community Svcs Dept
Pkg: 031 - Standard Inflation

Cross Reference Name: Housing Stabilization Programs
Cross Reference Number: 91400-010-00-00-00000

Description	General Fund	Lottery Funds	Other Funds	Federal Funds	Nonlimited Other Funds	Nonlimited Federal Funds	All Funds
Revenues							
General Fund Appropriation	10,362,532	-	-	-	-	-	10,362,532
Total Revenues	**$10,362,532**	**-**	**-**	**-**	**-**	**-**	**$10,362,532**
Services & Supplies							
Instate Travel	2,530	-	1,916	2,128	-	-	6,574
Out of State Travel	754	-	1,054	1,557	-	-	3,365
Employee Training	1,922	-	1,328	1,915	-	-	5,165
Office Expenses	5,739	-	2,067	3,412	-	-	11,218
Telecommunications	1,772	-	869	896	-	-	3,537
Data Processing	1,421	-	780	547	-	-	2,748
Publicity and Publications	176	-	684	144	-	-	1,004
Professional Services	6,055	-	237,939	274,640	-	-	518,634
IT Professional Services	108	-	40	60	-	-	208
Attorney General	8,285	-	1,263	184	-	-	9,732
Employee Recruitment and Develop	232	-	71	48	-	-	351
Dues and Subscriptions	225	-	97	1,026	-	-	1,348
Facilities Maintenance	32	-	27	37	-	-	96
Agency Program Related S and S	-	-	111	-	-	-	111
Other Services and Supplies	8,330	-	2,562	2,105	-	-	12,997
Expendable Prop 250 - 5000	4,250	-	608	1,017	-	-	5,875
IT Expendable Property	3,033	-	1,818	1,137	-	-	5,988
Total Services & Supplies	**$44,864**	**-**	**$253,234**	**$290,853**	**-**	**-**	**$588,951**

ESSENTIAL AND POLICY PACKAGE FISCAL IMPACT SUMMARY

Housing & Community Svcs Dept
Pkg: 031 - Standard Inflation

Cross Reference Name: Housing Stabilization Programs
Cross Reference Number: 91400-010-00-00-00000

Description	General Fund	Lottery Funds	Other Funds	Federal Funds	Nonlimited Other Funds	Nonlimited Federal Funds	All Funds
Special Payments							
Dist to Counties	905,554	-	1,411,368	1,523,481	-	-	3,840,403
Dist to Other Gov Unit	25,286	-	-	-	-	-	25,286
Dist to Non-Gov Units	-	-	2,989	-	-	-	2,989
Dist to Individuals	-	-	16,365	-	-	-	16,365
Dist to Non-Profit Organizations	1,240,272	-	3,751,684	4,550,911	-	-	9,542,867
Other Special Payments	8,146,556	-	3,630,716	-	-	-	11,777,272
Total Special Payments	**$10,317,668**	**-**	**$8,813,122**	**$6,074,392**	**-**	**-**	**$25,205,182**
Total Expenditures							
Total Expenditures	10,362,532	-	9,066,356	6,365,245	-	-	25,794,133
Total Expenditures	**$10,362,532**	**-**	**$9,066,356**	**$6,365,245**	**-**	**-**	**$25,794,133**
Ending Balance							
Ending Balance	-	-	(9,066,356)	(6,365,245)	-	-	(15,431,601)
Total Ending Balance	**-**	**-**	**($9,066,356)**	**($6,365,245)**	**-**	**-**	**($15,431,601)**

ESSENTIAL AND POLICY PACKAGE FISCAL IMPACT SUMMARY

Housing & Community Svcs Dept **Cross Reference Name: Housing Stabilization Programs**

Pkg: 201 - Align HSD LAB to Operating Budget **Cross Reference Number: 91400-010-00-00-00000**

Description	General Fund	Lottery Funds	Other Funds	Federal Funds	Nonlimited Other Funds	Nonlimited Federal Funds	All Funds
Services & Supplies							
Professional Services	1,852,309	-	-	-	-	-	1,852,309
Total Services & Supplies	**$1,852,309**	**-**	**-**	**-**	**-**	**-**	**$1,852,309**
Special Payments							
Dist to Counties	(1,852,309)	-	-	-	-	-	(1,852,309)
Total Special Payments	**($1,852,309)**	**-**	**-**	**-**	**-**	**-**	**($1,852,309)**
Total Expenditures							
Total Expenditures	-	-	-	-	-	-	-
Total Expenditures	**-**	**-**	**-**	**-**	**-**	**-**	**-**
Ending Balance							
Ending Balance	-	-	-	-	-	-	-
Total Ending Balance	**-**	**-**	**-**	**-**	**-**	**-**	**-**

ESSENTIAL AND POLICY PACKAGE FISCAL IMPACT SUMMARY

Housing & Community Svcs Dept
Pkg: 202 - HMIS New System

Cross Reference Name: Housing Stabilization Programs
Cross Reference Number: 91400-010-00-00-00000

Description	General Fund	Lottery Funds	Other Funds	Federal Funds	Nonlimited Other Funds	Nonlimited Federal Funds	All Funds
Revenues							
General Fund Appropriation	2,497,500	-	-	-	-	-	2,497,500
Total Revenues	**$2,497,500**	**-**	**-**	**-**	**-**	**-**	**$2,497,500**
Services & Supplies							
IT Professional Services	2,497,500	-	-	-	-	-	2,497,500
Total Services & Supplies	**$2,497,500**	**-**	**-**	**-**	**-**	**-**	**$2,497,500**
Total Expenditures							
Total Expenditures	2,497,500	-	-	-	-	-	2,497,500
Total Expenditures	**$2,497,500**	**-**	**-**	**-**	**-**	**-**	**$2,497,500**
Ending Balance							
Ending Balance	-	-	-	-	-	-	-
Total Ending Balance	**-**	**-**	**-**	**-**	**-**	**-**	**-**

ESSENTIAL AND POLICY PACKAGE FISCAL IMPACT SUMMARY

Housing & Community Svcs Dept **Cross Reference Name: Project-Based Rental Housing Assistance**

Pkg: 010 - Vacancy Factor and Non-ORPICS Personal Services **Cross Reference Number: 91400-025-00-00-00000**

Description	General Fund	Lottery Funds	Other Funds	Federal Funds	Nonlimited Other Funds	Nonlimited Federal Funds	All Funds
Revenues							
General Fund Appropriation	(8,111)	-	-	-	-	-	(8,111)
Total Revenues	**($8,111)**	**-**	**-**	**-**	**-**	**-**	**($8,111)**
Personal Services							
Mass Transit Tax	1,106	-	4,809	-	-	-	5,915
Vacancy Savings	(9,217)	-	(40,062)	(637)	-	-	(49,916)
Total Personal Services	**($8,111)**	**-**	**($35,253)**	**($637)**	**-**	**-**	**($44,001)**
Total Expenditures							
Total Expenditures	(8,111)	-	(35,253)	(637)	-	-	(44,001)
Total Expenditures	**($8,111)**	**-**	**($35,253)**	**($637)**	**-**	**-**	**($44,001)**
Ending Balance							
Ending Balance	-	-	35,253	637	-	-	35,890
Total Ending Balance	**-**	**-**	**$35,253**	**$637**	**-**	**-**	**$35,890**

ESSENTIAL AND POLICY PACKAGE FISCAL IMPACT SUMMARY

Housing & Community Svcs Dept
Pkg: 021 - Phase-in

Cross Reference Name: Project-Based Rental Housing Assistance
Cross Reference Number: 91400-025-00-00-00000

Description	General Fund	Lottery Funds	Other Funds	Federal Funds	Nonlimited Other Funds	Nonlimited Federal Funds	All Funds
Revenues							
General Fund Appropriation	18,537,662	-	-	-	-	-	18,537,662
Total Revenues	**$18,537,662**	**-**	**-**	**-**	**-**	**-**	**$18,537,662**
Special Payments							
Dist to Individuals	18,537,662	-	-	-	-	-	18,537,662
Total Special Payments	**$18,537,662**	**-**	**-**	**-**	**-**	**-**	**$18,537,662**
Total Expenditures							
Total Expenditures	18,537,662	-	-	-	-	-	18,537,662
Total Expenditures	**$18,537,662**	**-**	**-**	**-**	**-**	**-**	**$18,537,662**
Ending Balance							
Ending Balance	-	-	-	-	-	-	-
Total Ending Balance	**-**	**-**	**-**	**-**	**-**	**-**	**-**

ESSENTIAL AND POLICY PACKAGE FISCAL IMPACT SUMMARY

Housing & Community Svcs Dept
Pkg: 031 - Standard Inflation

Cross Reference Name: Project-Based Rental Housing Assistance
Cross Reference Number: 91400-025-00-00-00000

Description	General Fund	Lottery Funds	Other Funds	Federal Funds	Nonlimited Other Funds	Nonlimited Federal Funds	All Funds
Revenues							
General Fund Appropriation	1,643,087	-	-	-	-	-	1,643,087
Total Revenues	**$1,643,087**	**-**	**-**	**-**	**-**	**-**	**$1,643,087**
Services & Supplies							
Instate Travel	-	-	2,296	29	-	-	2,325
Out of State Travel	-	-	806	86	-	-	892
Employee Training	-	-	1,242	17	-	-	1,259
Office Expenses	-	-	2,072	17	-	-	2,089
Telecommunications	-	-	942	29	-	-	971
Data Processing	-	-	2,713	29	-	-	2,742
Professional Services	-	-	8,980	-	-	-	8,980
IT Professional Services	-	-	10,712	-	-	-	10,712
Attorney General	-	-	611	201	-	-	812
Employee Recruitment and Develop	-	-	103	-	-	-	103
Dues and Subscriptions	-	-	18	-	-	-	18
Facilities Maintenance	-	-	12	-	-	-	12
Other Services and Supplies	-	-	2,137	86	-	-	2,223
Expendable Prop 250 - 5000	-	-	1,344	29	-	-	1,373
IT Expendable Property	51	-	1,649	86	-	-	1,786
Total Services & Supplies	**$51**	**-**	**$35,637**	**$609**	**-**	**-**	**$36,297**
Special Payments							
Dist to Individuals	-	-	-	2,008	-	-	2,008

ESSENTIAL AND POLICY PACKAGE FISCAL IMPACT SUMMARY

Housing & Community Svcs Dept
Pkg: 031 - Standard Inflation

Cross Reference Name: Project-Based Rental Housing Assistance
Cross Reference Number: 91400-025-00-00-00000

Description	General Fund	Lottery Funds	Other Funds	Federal Funds	Nonlimited Other Funds	Nonlimited Federal Funds	All Funds
Special Payments							
Other Special Payments	1,643,036	-	98,000	47,804	-	-	1,788,840
Total Special Payments	**$1,643,036**	**-**	**$98,000**	**$49,812**	**-**	**-**	**$1,790,848**
Total Expenditures							
Total Expenditures	1,643,087	-	133,637	50,421	-	-	1,827,145
Total Expenditures	**$1,643,087**	**-**	**$133,637**	**$50,421**	**-**	**-**	**$1,827,145**
Ending Balance							
Ending Balance	-	-	(133,637)	(50,421)	-	-	(184,058)
Total Ending Balance	**-**	**-**	**($133,637)**	**($50,421)**	**-**	**-**	**($184,058)**

ESSENTIAL AND POLICY PACKAGE FISCAL IMPACT SUMMARY

Housing & Community Svcs Dept
Pkg: 203 - PSH Funding (XI-Q Bonds)

Cross Reference Name: Project-Based Rental Housing Assistance
Cross Reference Number: 91400-025-00-00-00000

Description	General Fund	Lottery Funds	Other Funds	Federal Funds	Nonlimited Other Funds	Nonlimited Federal Funds	All Funds
Revenues							
Other Revenues	-	-	168,210	-	-	-	168,210
Total Revenues	**-**	**-**	**$168,210**	**-**	**-**	**-**	**$168,210**
Personal Services							
Class/Unclass Sal. and Per Diem	-	-	96,732	-	-	-	96,732
Empl. Rel. Bd. Assessments	-	-	40	-	-	-	40
Public Employees' Retire Cont	-	-	23,912	-	-	-	23,912
Social Security Taxes	-	-	7,400	-	-	-	7,400
Paid Family Medical Leave Insurance	-	-	387	-	-	-	387
Worker's Comp. Assess. (WCD)	-	-	19	-	-	-	19
Mass Transit Tax	-	-	580	-	-	-	580
Flexible Benefits	-	-	22,080	-	-	-	22,080
Total Personal Services	**-**	**-**	**$151,150**	**-**	**-**	**-**	**$151,150**
Services & Supplies							
Instate Travel	-	-	900	-	-	-	900
Employee Training	-	-	1,425	-	-	-	1,425
Office Expenses	-	-	1,620	-	-	-	1,620
Telecommunications	-	-	540	-	-	-	540
Data Processing	-	-	660	-	-	-	660
Employee Recruitment and Develop	-	-	215	-	-	-	215
Other Services and Supplies	-	-	4,900	-	-	-	4,900
Expendable Prop 250 - 5000	-	-	4,300	-	-	-	4,300

ESSENTIAL AND POLICY PACKAGE FISCAL IMPACT SUMMARY

Housing & Community Svcs Dept
Pkg: 203 - PSH Funding (XI-Q Bonds)

Cross Reference Name: Project-Based Rental Housing Assistance
Cross Reference Number: 91400-025-00-00-00000

Description	General Fund	Lottery Funds	Other Funds	Federal Funds	Nonlimited Other Funds	Nonlimited Federal Funds	All Funds
Services & Supplies							
IT Expendable Property	-	-	2,500	-	-	-	2,500
Total Services & Supplies	**-**	**-**	**$17,060**	**-**	**-**	**-**	**$17,060**
Total Expenditures							
Total Expenditures	-	-	168,210	-	-	-	168,210
Total Expenditures	**-**	**-**	**$168,210**	**-**	**-**	**-**	**$168,210**
Ending Balance							
Ending Balance	-	-	-	-	-	-	-
Total Ending Balance	**-**	**-**	**-**	**-**	**-**	**-**	**-**
Total Positions							
Total Positions							1
Total Positions	**-**	**-**	**-**	**-**	**-**	**-**	**1**
Total FTE							
Total FTE							0.50
Total FTE	**-**	**-**	**-**	**-**	**-**	**-**	**0.50**

ESSENTIAL AND POLICY PACKAGE FISCAL IMPACT SUMMARY

Housing & Community Svcs Dept
Pkg: 010 - Vacancy Factor and Non-ORPICS Personal Services

Cross Reference Name: Multifamily Rental Housing Programs
Cross Reference Number: 91400-030-00-00-00000

Description	General Fund	Lottery Funds	Other Funds	Federal Funds	Nonlimited Other Funds	Nonlimited Federal Funds	All Funds
Revenues							
General Fund Appropriation	9,328	-	-	-	-	-	9,328
Total Revenues	**$9,328**	**-**	**-**	**-**	**-**	**-**	**$9,328**
Personal Services							
All Other Differential	-	-	93	-	-	-	93
Public Employees' Retire Cont	-	-	23	-	-	-	23
Social Security Taxes	-	-	7	-	-	-	7
Paid Family Medical Leave Insurance	-	-	-	-	-	-	-
Mass Transit Tax	(53)	-	38,327	-	-	-	38,274
Vacancy Savings	9,381	-	(396,629)	(5,762)	-	-	(393,010)
Total Personal Services	**$9,328**	**-**	**($358,179)**	**($5,762)**	**-**	**-**	**($354,613)**
Total Expenditures							
Total Expenditures	9,328	-	(358,179)	(5,762)	-	-	(354,613)
Total Expenditures	**$9,328**	**-**	**($358,179)**	**($5,762)**	**-**	**-**	**($354,613)**
Ending Balance							
Ending Balance	-	-	358,179	5,762	-	-	363,941
Total Ending Balance	**-**	**-**	**$358,179**	**$5,762**	**-**	**-**	**$363,941**

ESSENTIAL AND POLICY PACKAGE FISCAL IMPACT SUMMARY

Housing & Community Svcs Dept
Pkg: 022 - Phase-out Pgm & One-time Costs

Cross Reference Name: Multifamily Rental Housing Programs
Cross Reference Number: 91400-030-00-00-00000

Description	General Fund	Lottery Funds	Other Funds	Federal Funds	Nonlimited Other Funds	Nonlimited Federal Funds	All Funds
Revenues							
General Fund Appropriation	(35,300,000)	-	-	-	-	-	(35,300,000)
Housing Div Loan Repayments	-	-	-	-	-	-	-
Other Revenues	-	-	-	-	-	-	-
Transfer from General Fund	-	-	(31,500,000)	-	-	-	(31,500,000)
Total Revenues	**($35,300,000)**	**-**	**($31,500,000)**	**-**	**-**	**-**	**($66,800,000)**
Services & Supplies							
Professional Services	(3,800,000)	-	-	-	-	-	(3,800,000)
Total Services & Supplies	**($3,800,000)**	**-**	**-**	**-**	**-**	**-**	**($3,800,000)**
Special Payments							
Dist to Non-Gov Units	-	-	(1,900,000)	-	-	-	(1,900,000)
Dist to Individuals	-	-	-	-	-	-	-
Intra-Agency Gen Fund Transfer	(31,500,000)	-	-	-	-	-	(31,500,000)
Other Special Payments	-	-	(10,000,000)	-	-	-	(10,000,000)
Total Special Payments	**($31,500,000)**	**-**	**($11,900,000)**	**-**	**-**	**-**	**($43,400,000)**
Total Expenditures							
Total Expenditures	(35,300,000)	-	(11,900,000)	-	-	-	(47,200,000)
Total Expenditures	**($35,300,000)**	**-**	**($11,900,000)**	**-**	**-**	**-**	**($47,200,000)**

ESSENTIAL AND POLICY PACKAGE FISCAL IMPACT SUMMARY

Housing & Community Svcs Dept
Pkg: 022 - Phase-out Pgm & One-time Costs

Cross Reference Name: Multifamily Rental Housing Programs
Cross Reference Number: 91400-030-00-00-00000

Description	General Fund	Lottery Funds	Other Funds	Federal Funds	Nonlimited Other Funds	Nonlimited Federal Funds	All Funds
Ending Balance							
Ending Balance	-	-	(19,600,000)	-	-	-	(19,600,000)
Total Ending Balance	**-**	**-**	**($19,600,000)**	**-**	**-**	**-**	**($19,600,000)**

ESSENTIAL AND POLICY PACKAGE FISCAL IMPACT SUMMARY

Housing & Community Svcs Dept
Pkg: 031 - Standard Inflation

Cross Reference Name: Multifamily Rental Housing Programs
Cross Reference Number: 91400-030-00-00-00000

Description	General Fund	Lottery Funds	Other Funds	Federal Funds	Nonlimited Other Funds	Nonlimited Federal Funds	All Funds
Revenues							
General Fund Appropriation	28,140	-	-	-	-	-	28,140
Total Revenues	**$28,140**	**-**	**-**	**-**	**-**	**-**	**$28,140**
Services & Supplies							
Instate Travel	1,170	-	15,060	596	-	-	16,826
Out of State Travel	-	-	3,818	430	-	-	4,248
Employee Training	995	-	7,193	383	-	-	8,571
Office Expenses	2,105	-	11,787	278	-	-	14,170
Telecommunications	709	-	6,419	111	-	-	7,239
Data Processing	867	-	9,165	109	-	-	10,141
Publicity and Publications	-	-	973	-	-	-	973
Professional Services	-	-	207,376	176,381	-	-	383,757
IT Professional Services	-	-	1,107	-	-	-	1,107
Attorney General	13,975	-	286,416	425	-	-	300,816
Employee Recruitment and Develop	150	-	1,213	21	-	-	1,384
Dues and Subscriptions	-	-	210	-	-	-	210
Facilities Maintenance	-	-	24	-	-	-	24
Agency Program Related S and S	-	-	56	-	-	-	56
Other Services and Supplies	3,421	-	30,695	513	-	-	34,629
Expendable Prop 250 - 5000	3,002	-	12,029	90	-	-	15,121
IT Expendable Property	1,746	-	11,156	253	-	-	13,155
Total Services & Supplies	**$28,140**	**-**	**$604,697**	**$179,590**	**-**	**-**	**$812,427**

ESSENTIAL AND POLICY PACKAGE FISCAL IMPACT SUMMARY

Housing & Community Svcs Dept
Pkg: 031 - Standard Inflation

Cross Reference Name: Multifamily Rental Housing Programs
Cross Reference Number: 91400-030-00-00-00000

Description	General Fund	Lottery Funds	Other Funds	Federal Funds	Nonlimited Other Funds	Nonlimited Federal Funds	All Funds
Special Payments							
Dist to Other Gov Unit	-	-	2,547,257	-	-	-	2,547,257
Dist to Non-Gov Units	-	-	3,312,066	98,000	-	-	3,410,066
Dist to Non-Profit Organizations	-	-	1,939,516	380,596	-	-	2,320,112
Loans Made - Other	-	-	2,118,066	-	-	-	2,118,066
Other Special Payments	-	-	6,577,384	3,214,878	-	-	9,792,262
Total Special Payments	**-**	**-**	**$16,494,289**	**$3,693,474**	**-**	**-**	**$20,187,763**
Total Expenditures							
Total Expenditures	28,140	-	17,098,986	3,873,064	-	-	21,000,190
Total Expenditures	**$28,140**	**-**	**$17,098,986**	**$3,873,064**	**-**	**-**	**$21,000,190**
Ending Balance							
Ending Balance	-	-	(17,098,986)	(3,873,064)	-	-	(20,972,050)
Total Ending Balance	**-**	**-**	**($17,098,986)**	**($3,873,064)**	**-**	**-**	**($20,972,050)**

ESSENTIAL AND POLICY PACKAGE FISCAL IMPACT SUMMARY

Housing & Community Svcs Dept
Pkg: 205 - Preservation/Stabilization

Cross Reference Name: Multifamily Rental Housing Programs
Cross Reference Number: 91400-030-00-00-00000

Description	General Fund	Lottery Funds	Other Funds	Federal Funds	Nonlimited Other Funds	Nonlimited Federal Funds	All Funds
Revenues							
Lottery Bonds	-	-	200,000,000	-	-	-	200,000,000
Total Revenues	**-**	**-**	**$200,000,000**	**-**	**-**	**-**	**$200,000,000**
Special Payments							
Other Special Payments	-	-	200,000,000	-	-	-	200,000,000
Total Special Payments	**-**	**-**	**$200,000,000**	**-**	**-**	**-**	**$200,000,000**
Total Expenditures							
Total Expenditures	-	-	200,000,000	-	-	-	200,000,000
Total Expenditures	**-**	**-**	**$200,000,000**	**-**	**-**	**-**	**$200,000,000**
Ending Balance							
Ending Balance	-	-	-	-	-	-	-
Total Ending Balance	**-**	**-**	**-**	**-**	**-**	**-**	**-**

ESSENTIAL AND POLICY PACKAGE FISCAL IMPACT SUMMARY

Housing & Community Svcs Dept
Pkg: 206 - Portfolio Compliance Expansion

Cross Reference Name: Multifamily Rental Housing Programs
Cross Reference Number: 91400-030-00-00-00000

Description	General Fund	Lottery Funds	Other Funds	Federal Funds	Nonlimited Other Funds	Nonlimited Federal Funds	All Funds
Revenues							
Other Revenues	-	-	1,000,000	-	-	-	1,000,000
Total Revenues	**-**	**-**	**$1,000,000**	**-**	**-**	**-**	**$1,000,000**
Services & Supplies							
Professional Services	-	-	1,000,000	-	-	-	1,000,000
Total Services & Supplies	**-**	**-**	**$1,000,000**	**-**	**-**	**-**	**$1,000,000**
Total Expenditures							
Total Expenditures	-	-	1,000,000	-	-	-	1,000,000
Total Expenditures	**-**	**-**	**$1,000,000**	**-**	**-**	**-**	**$1,000,000**
Ending Balance							
Ending Balance	-	-	-	-	-	-	-
Total Ending Balance	**-**	**-**	**-**	**-**	**-**	**-**	**-**

ESSENTIAL AND POLICY PACKAGE FISCAL IMPACT SUMMARY

Housing & Community Svcs Dept **Cross Reference Name: Single Family Housing Programs**

Pkg: 010 - Vacancy Factor and Non-ORPICS Personal Services **Cross Reference Number: 91400-040-00-00-00000**

Description	General Fund	Lottery Funds	Other Funds	Federal Funds	Nonlimited Other Funds	Nonlimited Federal Funds	All Funds
Revenues							
General Fund Appropriation	16,594	-	-	-	-	-	16,594
Total Revenues	**$16,594**	**-**	**-**	**-**	**-**	**-**	**$16,594**
Personal Services							
Mass Transit Tax	(4,456)	-	6,386	-	-	-	1,930
Vacancy Savings	21,050	-	(63,685)	(130)	-	-	(42,765)
Total Personal Services	**$16,594**	**-**	**($57,299)**	**($130)**	**-**	**-**	**($40,835)**
Total Expenditures							
Total Expenditures	16,594	-	(57,299)	(130)	-	-	(40,835)
Total Expenditures	**$16,594**	**-**	**($57,299)**	**($130)**	**-**	**-**	**($40,835)**
Ending Balance							
Ending Balance	-	-	57,299	130	-	-	57,429
Total Ending Balance	**-**	**-**	**$57,299**	**$130**	**-**	**-**	**$57,429**

ESSENTIAL AND POLICY PACKAGE FISCAL IMPACT SUMMARY

Housing & Community Svcs Dept
Pkg: 022 - Phase-out Pgm & One-time Costs

Cross Reference Name: Single Family Housing Programs
Cross Reference Number: 91400-040-00-00-00000

Description	General Fund	Lottery Funds	Other Funds	Federal Funds	Nonlimited Other Funds	Nonlimited Federal Funds	All Funds
Beginning Balance							
Beginning Balance Adjustment	-	-	-	-	-	-	-
Total Beginning Balance	**-**	**-**	**-**	**-**	**-**	**-**	**-**
Revenues							
General Fund Appropriation	(8,311,781)	-	-	-	-	-	(8,311,781)
Transfer from General Fund	-	-	(5,900,000)	-	-	-	(5,900,000)
Total Revenues	**($8,311,781)**	**-**	**($5,900,000)**	**-**	**-**	**-**	**($14,211,781)**
Services & Supplies							
Professional Services	(411,781)	-	-	-	-	-	(411,781)
Total Services & Supplies	**($411,781)**	**-**	**-**	**-**	**-**	**-**	**($411,781)**
Special Payments							
Intra-Agency Gen Fund Transfer	(5,900,000)	-	-	-	-	-	(5,900,000)
Loans Made - Other	-	-	-	-	-	-	-
Other Special Payments	(2,000,000)	-	(9,255,715)	-	-	-	(11,255,715)
Total Special Payments	**($7,900,000)**	**-**	**($9,255,715)**	**-**	**-**	**-**	**($17,155,715)**
Total Expenditures							
Total Expenditures	(8,311,781)	-	(9,255,715)	-	-	-	(17,567,496)
Total Expenditures	**($8,311,781)**	**-**	**($9,255,715)**	**-**	**-**	**-**	**($17,567,496)**

ESSENTIAL AND POLICY PACKAGE FISCAL IMPACT SUMMARY

Housing & Community Svcs Dept
Pkg: 022 - Phase-out Pgm & One-time Costs

Cross Reference Name: Single Family Housing Programs
Cross Reference Number: 91400-040-00-00-00000

Description	General Fund	Lottery Funds	Other Funds	Federal Funds	Nonlimited Other Funds	Nonlimited Federal Funds	All Funds
Ending Balance							
Ending Balance	-	-	3,355,715	-	-	-	3,355,715
Total Ending Balance	**-**	**-**	**$3,355,715**	**-**	**-**	**-**	**$3,355,715**

ESSENTIAL AND POLICY PACKAGE FISCAL IMPACT SUMMARY

Housing & Community Svcs Dept
Pkg: 031 - Standard Inflation

Cross Reference Name: Single Family Housing Programs
Cross Reference Number: 91400-040-00-00-00000

Description	General Fund	Lottery Funds	Other Funds	Federal Funds	Nonlimited Other Funds	Nonlimited Federal Funds	All Funds
Revenues							
General Fund Appropriation	96,036	-	-	-	-	-	96,036
Total Revenues	**$96,036**	**-**	**-**	**-**	**-**	**-**	**$96,036**
Services & Supplies							
Instate Travel	1,166	-	1,573	-	-	-	2,739
Out of State Travel	-	-	789	-	-	-	789
Employee Training	905	-	1,443	-	-	-	2,348
Office Expenses	2,086	-	2,732	-	-	-	4,818
Telecommunications	734	-	1,026	-	-	-	1,760
Data Processing	771	-	796	-	-	-	1,567
Publicity and Publications	-	-	181	-	-	-	181
Professional Services	5,580	-	25,711	174,375	-	-	205,666
IT Professional Services	202	-	107	-	-	-	309
Attorney General	1,411	-	3,908	-	-	-	5,319
Employee Recruitment and Develop	173	-	91	-	-	-	264
Dues and Subscriptions	11	-	91	-	-	-	102
Facilities Maintenance	-	-	31	-	-	-	31
Other Services and Supplies	14,548	-	13,319	-	-	-	27,867
Expendable Prop 250 - 5000	1,079	-	449	-	-	-	1,528
IT Expendable Property	1,133	-	2,232	-	-	-	3,365
Total Services & Supplies	**$29,799**	**-**	**$54,479**	**$174,375**	**-**	**-**	**$258,653**
Special Payments							
Dist to Cities	-	-	-	40,305	-	-	40,305

ESSENTIAL AND POLICY PACKAGE FISCAL IMPACT SUMMARY

Housing & Community Svcs Dept
Pkg: 031 - Standard Inflation

Cross Reference Name: Single Family Housing Programs
Cross Reference Number: 91400-040-00-00-00000

Description	General Fund	Lottery Funds	Other Funds	Federal Funds	Nonlimited Other Funds	Nonlimited Federal Funds	All Funds
Special Payments							
Dist to Counties	-	-	14,251	-	-	-	14,251
Dist to Non-Gov Units	-	-	-	98,000	-	-	98,000
Dist to Non-Profit Organizations	66,237	-	632,996	-	-	-	699,233
Loans Made - Other	-	-	201,822	-	-	-	201,822
Other Special Payments	-	-	1,617,761	360,836	-	-	1,978,597
Total Special Payments	**$66,237**	**-**	**$2,466,830**	**$499,141**	**-**	**-**	**$3,032,208**
Total Expenditures							
Total Expenditures	96,036	-	2,521,309	673,516	-	-	3,290,861
Total Expenditures	**$96,036**	**-**	**$2,521,309**	**$673,516**	**-**	**-**	**$3,290,861**
Ending Balance							
Ending Balance	-	-	(2,521,309)	(673,516)	-	-	(3,194,825)
Total Ending Balance	**-**	**-**	**($2,521,309)**	**($673,516)**	**-**	**-**	**($3,194,825)**

ESSENTIAL AND POLICY PACKAGE FISCAL IMPACT SUMMARY

Housing & Community Svcs Dept **Cross Reference Name: Single Family Housing Programs**

Pkg: 207 - Shift ECHO for Manufactured Home Replacement **Cross Reference Number: 91400-040-00-00-00000**

Description	General Fund	Lottery Funds	Other Funds	Federal Funds	Nonlimited Other Funds	Nonlimited Federal Funds	All Funds
Revenues							
Other Revenues	-	-	323,080	-	-	-	323,080
Total Revenues	**-**	**-**	**$323,080**	**-**	**-**	**-**	**$323,080**
Personal Services							
Class/Unclass Sal. and Per Diem	-	-	193,464	-	-	-	193,464
Empl. Rel. Bd. Assessments	-	-	79	-	-	-	79
Public Employees' Retire Cont	-	-	47,824	-	-	-	47,824
Social Security Taxes	-	-	14,800	-	-	-	14,800
Paid Family Medical Leave Insurance	-	-	774	-	-	-	774
Worker's Comp. Assess. (WCD)	-	-	38	-	-	-	38
Mass Transit Tax	-	-	1,161	-	-	-	1,161
Flexible Benefits	-	-	44,160	-	-	-	44,160
Total Personal Services	**-**	**-**	**$302,300**	**-**	**-**	**-**	**$302,300**
Services & Supplies							
Instate Travel	-	-	1,800	-	-	-	1,800
Employee Training	-	-	1,425	-	-	-	1,425
Office Expenses	-	-	3,240	-	-	-	3,240
Telecommunications	-	-	1,080	-	-	-	1,080
Data Processing	-	-	1,320	-	-	-	1,320
Employee Recruitment and Develop	-	-	215	-	-	-	215
Other Services and Supplies	-	-	4,900	-	-	-	4,900
Expendable Prop 250 - 5000	-	-	4,300	-	-	-	4,300

ESSENTIAL AND POLICY PACKAGE FISCAL IMPACT SUMMARY

Housing & Community Svcs Dept **Cross Reference Name: Single Family Housing Programs**

Pkg: 207 - Shift ECHO for Manufactured Home Replacement **Cross Reference Number: 91400-040-00-00-00000**

Description	General Fund	Lottery Funds	Other Funds	Federal Funds	Nonlimited Other Funds	Nonlimited Federal Funds	All Funds
Services & Supplies							
IT Expendable Property	-	-	2,500	-	-	-	2,500
Total Services & Supplies	**-**	**-**	**$20,780**	**-**	**-**	**-**	**$20,780**
Total Expenditures							
Total Expenditures	-	-	323,080	-	-	-	323,080
Total Expenditures	**-**	**-**	**$323,080**	**-**	**-**	**-**	**$323,080**
Ending Balance							
Ending Balance	-	-	-	-	-	-	-
Total Ending Balance	**-**	**-**	**-**	**-**	**-**	**-**	**-**
Total Positions							
Total Positions							1
Total Positions	**-**	**-**	**-**	**-**	**-**	**-**	**1**
Total FTE							
Total FTE							1.00
Total FTE	**-**	**-**	**-**	**-**	**-**	**-**	**1.00**

ESSENTIAL AND POLICY PACKAGE FISCAL IMPACT SUMMARY

Housing & Community Svcs Dept
Pkg: 208 - LIFT HOD (XI-Q)

Cross Reference Name: Single Family Housing Programs
Cross Reference Number: 91400-040-00-00-00000

Description	General Fund	Lottery Funds	Other Funds	Federal Funds	Nonlimited Other Funds	Nonlimited Federal Funds	All Funds
Revenues							
Other Revenues	-	-	295,182	-	-	-	295,182
Total Revenues	**-**	**-**	**$295,182**	**-**	**-**	**-**	**$295,182**
Personal Services							
Class/Unclass Sal. and Per Diem	-	-	177,366	-	-	-	177,366
Empl. Rel. Bd. Assessments	-	-	70	-	-	-	70
Public Employees' Retire Cont	-	-	43,845	-	-	-	43,845
Social Security Taxes	-	-	13,568	-	-	-	13,568
Paid Family Medical Leave Insurance	-	-	709	-	-	-	709
Worker's Comp. Assess. (WCD)	-	-	33	-	-	-	33
Mass Transit Tax	-	-	1,064	-	-	-	1,064
Flexible Benefits	-	-	38,640	-	-	-	38,640
Total Personal Services	**-**	**-**	**$275,295**	**-**	**-**	**-**	**$275,295**
Services & Supplies							
Instate Travel	-	-	1,584	-	-	-	1,584
Employee Training	-	-	1,425	-	-	-	1,425
Office Expenses	-	-	2,851	-	-	-	2,851
Telecommunications	-	-	950	-	-	-	950
Data Processing	-	-	1,162	-	-	-	1,162
Employee Recruitment and Develop	-	-	215	-	-	-	215
Other Services and Supplies	-	-	4,900	-	-	-	4,900
Expendable Prop 250 - 5000	-	-	4,300	-	-	-	4,300

ESSENTIAL AND POLICY PACKAGE FISCAL IMPACT SUMMARY

Housing & Community Svcs Dept
Pkg: 208 - LIFT HOD (XI-Q)

Cross Reference Name: Single Family Housing Programs
Cross Reference Number: 91400-040-00-00-00000

Description	General Fund	Lottery Funds	Other Funds	Federal Funds	Nonlimited Other Funds	Nonlimited Federal Funds	All Funds
Services & Supplies							
IT Expendable Property	-	-	2,500	-	-	-	2,500
Total Services & Supplies	**-**	**-**	**$19,887**	**-**	**-**	**-**	**$19,887**
Total Expenditures							
Total Expenditures	-	-	295,182	-	-	-	295,182
Total Expenditures	**-**	**-**	**$295,182**	**-**	**-**	**-**	**$295,182**
Ending Balance							
Ending Balance	-	-	-	-	-	-	-
Total Ending Balance	**-**	**-**	**-**	**-**	**-**	**-**	**-**
Total Positions							
Total Positions							1
Total Positions	**-**	**-**	**-**	**-**	**-**	**-**	**1**
Total FTE							
Total FTE							0.88
Total FTE	**-**	**-**	**-**	**-**	**-**	**-**	**0.88**

ESSENTIAL AND POLICY PACKAGE FISCAL IMPACT SUMMARY

Housing & Community Svcs Dept
Pkg: 209 - Preservation of Manufactured Housing

Cross Reference Name: Single Family Housing Programs
Cross Reference Number: 91400-040-00-00-00000

Description	General Fund	Lottery Funds	Other Funds	Federal Funds	Nonlimited Other Funds	Nonlimited Federal Funds	All Funds
Revenues							
Lottery Bonds	-	-	7,500,000	-	-	-	7,500,000
Total Revenues	**-**	**-**	**$7,500,000**	**-**	**-**	**-**	**$7,500,000**
Special Payments							
Other Special Payments	-	-	7,500,000	-	-	-	7,500,000
Total Special Payments	**-**	**-**	**$7,500,000**	**-**	**-**	**-**	**$7,500,000**
Total Expenditures							
Total Expenditures	-	-	7,500,000	-	-	-	7,500,000
Total Expenditures	**-**	**-**	**$7,500,000**	**-**	**-**	**-**	**$7,500,000**
Ending Balance							
Ending Balance	-	-	-	-	-	-	-
Total Ending Balance	**-**	**-**	**-**	**-**	**-**	**-**	**-**

ESSENTIAL AND POLICY PACKAGE FISCAL IMPACT SUMMARY

Housing & Community Svcs Dept **Cross Reference Name: Disaster Recovery & Resiliency**

Pkg: 010 - Vacancy Factor and Non-ORPICS Personal Services **Cross Reference Number: 91400-060-00-00-00000**

Description	General Fund	Lottery Funds	Other Funds	Federal Funds	Nonlimited Other Funds	Nonlimited Federal Funds	All Funds
Revenues							
General Fund Appropriation	17,514	-	-	-	-	-	17,514
Federal Funds	-	-	-	-	-	-	-
Total Revenues	**$17,514**	**-**	**-**	**-**	**-**	**-**	**$17,514**
Personal Services							
Mass Transit Tax	600	-	342	-	-	-	942
Vacancy Savings	16,914	-	(2,851)	(249,563)	-	-	(235,500)
Total Personal Services	**$17,514**	**-**	**($2,509)**	**($249,563)**	**-**	**-**	**($234,558)**
Services & Supplies							
Instate Travel	-	-	-	-	-	-	-
Employee Training	-	-	-	-	-	-	-
Office Expenses	-	-	-	-	-	-	-
Telecommunications	-	-	-	-	-	-	-
Data Processing	-	-	-	-	-	-	-
Professional Services	-	-	-	-	-	-	-
IT Professional Services	-	-	-	-	-	-	-
Attorney General	-	-	-	-	-	-	-
Employee Recruitment and Develop	-	-	-	-	-	-	-
Dues and Subscriptions	-	-	-	-	-	-	-
Expendable Prop 250 - 5000	-	-	-	-	-	-	-
IT Expendable Property	-	-	-	-	-	-	-
Total Services & Supplies	**-**	**-**	**-**	**-**	**-**	**-**	**-**

ESSENTIAL AND POLICY PACKAGE FISCAL IMPACT SUMMARY

Housing & Community Svcs Dept **Cross Reference Name: Disaster Recovery & Resiliency**

Pkg: 010 - Vacancy Factor and Non-ORPICS Personal Services **Cross Reference Number: 91400-060-00-00-00000**

Description	General Fund	Lottery Funds	Other Funds	Federal Funds	Nonlimited Other Funds	Nonlimited Federal Funds	All Funds
Special Payments							
Other Special Payments	-	-	-	-	-	-	-
Total Special Payments	**-**	**-**	**-**	**-**	**-**	**-**	**-**
Total Expenditures							
Total Expenditures	17,514	-	(2,509)	(249,563)	-	-	(234,558)
Total Expenditures	**$17,514**	**-**	**($2,509)**	**($249,563)**	**-**	**-**	**($234,558)**
Ending Balance							
Ending Balance	-	-	2,509	249,563	-	-	252,072
Total Ending Balance	**-**	**-**	**$2,509**	**$249,563**	**-**	**-**	**$252,072**

ESSENTIAL AND POLICY PACKAGE FISCAL IMPACT SUMMARY

Housing & Community Svcs Dept
Pkg: 021 - Phase-in

Cross Reference Name: Disaster Recovery & Resiliency
Cross Reference Number: 91400-060-00-00-00000

Description	General Fund	Lottery Funds	Other Funds	Federal Funds	Nonlimited Other Funds	Nonlimited Federal Funds	All Funds
Revenues							
General Fund Appropriation	-	-	-	-	-	-	-
Other Revenues	-	-	-	-	-	-	-
Federal Funds	-	-	-	-	-	-	-
Total Revenues	**-**	**-**	**-**	**-**	**-**	**-**	**-**
Personal Services							
Class/Unclass Sal. and Per Diem	(173,448)	-	-	4,715,808	-	-	4,542,360
Empl. Rel. Bd. Assessments	-	-	-	1,580	-	-	1,580
Public Employees' Retire Cont	(42,877)	-	-	1,165,748	-	-	1,122,871
Social Security Taxes	(13,269)	-	-	360,760	-	-	347,491
Paid Family Medical Leave Insurance	(693)	-	-	18,864	-	-	18,171
Worker's Comp. Assess. (WCD)	-	-	-	760	-	-	760
Mass Transit Tax	-	-	-	-	-	-	-
Flexible Benefits	-	-	-	883,200	-	-	883,200
Total Personal Services	**($230,287)**	**-**	**-**	**$7,146,720**	**-**	**-**	**$6,916,433**
Services & Supplies							
Instate Travel	3,600	-	1,800	3,234	-	-	8,634
Employee Training	2,850	-	1,425	2,523	-	-	6,798
Office Expenses	6,480	-	3,240	5,995	-	-	15,715
Telecommunications	2,160	-	1,800	1,853	-	-	5,813
State Gov. Service Charges	-	-	-	-	-	-	-
Data Processing	2,640	-	1,320	2,777	-	-	6,737
Professional Services	183,827	-	-	-	-	-	183,827

ESSENTIAL AND POLICY PACKAGE FISCAL IMPACT SUMMARY

Housing & Community Svcs Dept
Pkg: 021 - Phase-in

Cross Reference Name: Disaster Recovery & Resiliency
Cross Reference Number: 91400-060-00-00-00000

Description	General Fund	Lottery Funds	Other Funds	Federal Funds	Nonlimited Other Funds	Nonlimited Federal Funds	All Funds
Services & Supplies							
Employee Recruitment and Develop	430	-	215	413	-	-	1,058
Other Services and Supplies	14,700	-	4,900	8,175	-	-	27,775
Expendable Prop 250 - 5000	8,600	-	4,300	43,000	-	-	55,900
IT Expendable Property	5,000	-	2,500	6,759	-	-	14,259
Total Services & Supplies	**$230,287**	**-**	**$21,500**	**$74,729**	**-**	**-**	**$326,516**
Special Payments							
Other Special Payments	-	-	-	-	-	-	-
Total Special Payments	**-**	**-**	**-**	**-**	**-**	**-**	**-**
Total Expenditures							
Total Expenditures	-	-	21,500	7,221,449	-	-	7,242,949
Total Expenditures	**-**	**-**	**$21,500**	**$7,221,449**	**-**	**-**	**$7,242,949**
Ending Balance							
Ending Balance	-	-	(21,500)	(7,221,449)	-	-	(7,242,949)
Total Ending Balance	**-**	**-**	**($21,500)**	**($7,221,449)**	**-**	**-**	**($7,242,949)**
Total Positions							
Total Positions							20
Total Positions	**-**	**-**	**-**	**-**	**-**	**-**	**20**

ESSENTIAL AND POLICY PACKAGE FISCAL IMPACT SUMMARY

Housing & Community Svcs Dept
Pkg: 021 - Phase-in

Cross Reference Name: Disaster Recovery & Resiliency
Cross Reference Number: 91400-060-00-00-00000

Description	General Fund	Lottery Funds	Other Funds	Federal Funds	Nonlimited Other Funds	Nonlimited Federal Funds	All Funds
Total FTE							
Total FTE							20.00
Total FTE	**-**	**-**	**-**	**-**	**-**	**-**	**20.00**

ESSENTIAL AND POLICY PACKAGE FISCAL IMPACT SUMMARY

Housing & Community Svcs Dept
Pkg: 022 - Phase-out Pgm & One-time Costs

Cross Reference Name: Disaster Recovery & Resiliency
Cross Reference Number: 91400-060-00-00-00000

Description	General Fund	Lottery Funds	Other Funds	Federal Funds	Nonlimited Other Funds	Nonlimited Federal Funds	All Funds
Beginning Balance							
Beginning Balance	-	-	-	-	-	-	-
Beginning Balance Adjustment	-	-	-	-	-	-	-
Total Beginning Balance	**-**	**-**	**-**	**-**	**-**	**-**	**-**
Revenues							
General Fund Appropriation	-	-	-	-	-	-	-
Federal Funds	-	-	-	-	-	-	-
Total Revenues	**-**	**-**	**-**	**-**	**-**	**-**	**-**
Personal Services							
Mass Transit Tax	-	-	-	-	-	-	-
Total Personal Services	**-**	**-**	**-**	**-**	**-**	**-**	**-**
Services & Supplies							
Instate Travel	-	-	-	-	-	-	-
Out of State Travel	-	-	-	-	-	-	-
Employee Training	-	-	-	-	-	-	-
Office Expenses	-	-	-	-	-	-	-
Telecommunications	-	-	-	-	-	-	-
State Gov. Service Charges	-	-	-	-	-	-	-
Data Processing	-	-	-	-	-	-	-
Professional Services	-	-	-	-	-	-	-
IT Professional Services	-	-	-	-	-	-	-
Attorney General	-	-	-	-	-	-	-

ESSENTIAL AND POLICY PACKAGE FISCAL IMPACT SUMMARY

Housing & Community Svcs Dept
Pkg: 022 - Phase-out Pgm & One-time Costs

Cross Reference Name: Disaster Recovery & Resiliency
Cross Reference Number: 91400-060-00-00-00000

Description	General Fund	Lottery Funds	Other Funds	Federal Funds	Nonlimited Other Funds	Nonlimited Federal Funds	All Funds
Services & Supplies							
Employee Recruitment and Develop	-	-	-	-	-	-	-
Dues and Subscriptions	-	-	-	-	-	-	-
Other Services and Supplies	-	-	-	-	-	-	-
Expendable Prop 250 - 5000	-	-	-	-	-	-	-
IT Expendable Property	-	-	-	-	-	-	-
Total Services & Supplies	**-**	**-**	**-**	**-**	**-**	**-**	**-**
Special Payments							
Other Special Payments	-	-	-	-	-	-	-
Total Special Payments	**-**	**-**	**-**	**-**	**-**	**-**	**-**
Total Expenditures							
Total Expenditures	-	-	-	-	-	-	-
Total Expenditures	**-**	**-**	**-**	**-**	**-**	**-**	**-**
Ending Balance							
Ending Balance	-	-	-	-	-	-	-
Total Ending Balance	**-**	**-**	**-**	**-**	**-**	**-**	**-**

ESSENTIAL AND POLICY PACKAGE FISCAL IMPACT SUMMARY

Housing & Community Svcs Dept
Pkg: 031 - Standard Inflation

Cross Reference Name: Disaster Recovery & Resiliency
Cross Reference Number: 91400-060-00-00-00000

Description	General Fund	Lottery Funds	Other Funds	Federal Funds	Nonlimited Other Funds	Nonlimited Federal Funds	All Funds
Revenues							
General Fund Appropriation	4,534	-	-	-	-	-	4,534
Total Revenues	**$4,534**	**-**	**-**	**-**	**-**	**-**	**$4,534**
Services & Supplies							
Instate Travel	473	-	-	2,771	-	-	3,244
Employee Training	416	-	-	3,070	-	-	3,486
Office Expenses	848	-	-	4,974	-	-	5,822
Telecommunications	297	-	-	1,776	-	-	2,073
Data Processing	347	-	-	2,345	-	-	2,692
Professional Services	-	-	-	2,309,083	-	-	2,309,083
IT Professional Services	-	-	-	139,500	-	-	139,500
Attorney General	-	-	-	37,467	-	-	37,467
Employee Recruitment and Develop	61	-	-	497	-	-	558
Dues and Subscriptions	-	-	-	924	-	-	924
Other Services and Supplies	1,444	-	-	2,000	-	-	3,444
Expendable Prop 250 - 5000	-	-	-	6,608	-	-	6,608
IT Expendable Property	648	-	-	5,654	-	-	6,302
Total Services & Supplies	**$4,534**	**-**	**-**	**$2,516,669**	**-**	**-**	**$2,521,203**
Special Payments							
Other Special Payments	-	-	358,176	9,195,172	-	-	9,553,348
Total Special Payments	**-**	**-**	**$358,176**	**$9,195,172**	**-**	**-**	**$9,553,348**

ESSENTIAL AND POLICY PACKAGE FISCAL IMPACT SUMMARY

Housing & Community Svcs Dept
Pkg: 031 - Standard Inflation

Cross Reference Name: Disaster Recovery & Resiliency
Cross Reference Number: 91400-060-00-00-00000

Description	General Fund	Lottery Funds	Other Funds	Federal Funds	Nonlimited Other Funds	Nonlimited Federal Funds	All Funds
Total Expenditures							
Total Expenditures	4,534	-	358,176	11,711,841	-	-	12,074,551
Total Expenditures	**$4,534**	**-**	**$358,176**	**$11,711,841**	**-**	**-**	**$12,074,551**
Ending Balance							
Ending Balance	-	-	(358,176)	(11,711,841)	-	-	(12,070,017)
Total Ending Balance	**-**	**-**	**($358,176)**	**($11,711,841)**	**-**	**-**	**($12,070,017)**

ESSENTIAL AND POLICY PACKAGE FISCAL IMPACT SUMMARY

Housing & Community Svcs Dept **Cross Reference Name: Central Services**

Pkg: 010 - Vacancy Factor and Non-ORPICS Personal Services **Cross Reference Number: 91400-070-00-00-00000**

Description	General Fund	Lottery Funds	Other Funds	Federal Funds	Nonlimited Other Funds	Nonlimited Federal Funds	All Funds
Revenues							
General Fund Appropriation	(30,790)	-	-	-	-	-	(30,790)
Total Revenues	**($30,790)**	**-**	**-**	**-**	**-**	**-**	**($30,790)**
Personal Services							
Temporary Appointments	-	-	4,069	35	-	-	4,104
All Other Differential	-	-	561	7	-	-	568
Public Employees' Retire Cont	-	-	139	2	-	-	141
Social Security Taxes	-	-	354	4	-	-	358
Unemployment Assessments	-	-	220	1	-	-	221
Paid Family Medical Leave Insurance	-	-	2	-	-	-	2
Mass Transit Tax	24,112	-	29,961	-	-	-	54,073
Vacancy Savings	(54,902)	-	(177,157)	(9,605)	-	-	(241,664)
Total Personal Services	**($30,790)**	**-**	**($141,851)**	**($9,556)**	**-**	**-**	**($182,197)**
Services & Supplies							
State Gov. Service Charges	-	-	-	-	-	-	-
Total Services & Supplies	**-**	**-**	**-**	**-**	**-**	**-**	**-**
Total Expenditures							
Total Expenditures	(30,790)	-	(141,851)	(9,556)	-	-	(182,197)
Total Expenditures	**($30,790)**	**-**	**($141,851)**	**($9,556)**	**-**	**-**	**($182,197)**

ESSENTIAL AND POLICY PACKAGE FISCAL IMPACT SUMMARY

Housing & Community Svcs Dept **Cross Reference Name: Central Services**

Pkg: 010 - Vacancy Factor and Non-ORPICS Personal Services **Cross Reference Number: 91400-070-00-00-00000**

Description	General Fund	Lottery Funds	Other Funds	Federal Funds	Nonlimited Other Funds	Nonlimited Federal Funds	All Funds
Ending Balance							
Ending Balance	-	-	141,851	9,556	-	-	151,407
Total Ending Balance	**-**	**-**	**$141,851**	**$9,556**	**-**	**-**	**$151,407**

ESSENTIAL AND POLICY PACKAGE FISCAL IMPACT SUMMARY

Housing & Community Svcs Dept
Pkg: 031 - Standard Inflation

Cross Reference Name: Central Services
Cross Reference Number: 91400-070-00-00-00000

Description	General Fund	Lottery Funds	Other Funds	Federal Funds	Nonlimited Other Funds	Nonlimited Federal Funds	All Funds
Revenues							
General Fund Appropriation	539,384	-	-	-	-	-	539,384
Other Revenues	-	-	-	-	-	-	-
Federal Funds	-	-	-	-	-	-	-
Total Revenues	**$539,384**	**-**	**-**	**-**	**-**	**-**	**$539,384**
Transfers Out							
Tsfr To Marine Bd, Or State	-	-	-	-	-	-	-
Total Transfers Out	**-**	**-**	**-**	**-**	**-**	**-**	**-**
Services & Supplies							
Instate Travel	1,775	-	8,463	2,122	-	-	12,360
Out of State Travel	-	-	2,892	327	-	-	3,219
Employee Training	1,443	-	7,034	2,203	-	-	10,680
Office Expenses	3,195	-	18,315	3,437	-	-	24,947
Telecommunications	1,241	-	7,243	1,156	-	-	9,640
State Gov. Service Charges	478,065	-	574,639	30,664	-	-	1,083,368
Data Processing	1,517	-	35,783	1,364	-	-	38,664
Publicity and Publications	-	-	650	-	-	-	650
Professional Services	-	-	39,230	-	-	-	39,230
IT Professional Services	-	-	382	-	-	-	382
Attorney General	-	-	18,021	-	-	-	18,021
Employee Recruitment and Develop	217	-	777	247	-	-	1,241
Dues and Subscriptions	-	-	4,731	-	-	-	4,731
Facilities Rental and Taxes	20,213	-	117,921	15,561	-	-	153,695

ESSENTIAL AND POLICY PACKAGE FISCAL IMPACT SUMMARY

Housing & Community Svcs Dept
Pkg: 031 - Standard Inflation

Cross Reference Name: Central Services
Cross Reference Number: 91400-070-00-00-00000

Description	General Fund	Lottery Funds	Other Funds	Federal Funds	Nonlimited Other Funds	Nonlimited Federal Funds	All Funds
Services & Supplies							
Facilities Maintenance	-	-	717	119	-	-	836
Agency Program Related S and S	-	-	9,581	-	-	-	9,581
Other Services and Supplies	23,891	-	33,362	9,056	-	-	66,309
Expendable Prop 250 - 5000	4,606	-	9,823	1,150	-	-	15,579
IT Expendable Property	2,531	-	19,832	3,268	-	-	25,631
Total Services & Supplies	**$538,694**	**-**	**$909,396**	**$70,674**	**-**	**-**	**$1,518,764**
Capital Outlay							
Data Processing Software	690	-	4,087	531	-	-	5,308
Total Capital Outlay	**$690**	**-**	**$4,087**	**$531**	**-**	**-**	**$5,308**
Total Expenditures							
Total Expenditures	539,384	-	913,483	71,205	-	-	1,524,072
Total Expenditures	**$539,384**	**-**	**$913,483**	**$71,205**	**-**	**-**	**$1,524,072**
Ending Balance							
Ending Balance	-	-	(913,483)	(71,205)	-	-	(984,688)
Total Ending Balance	**-**	**-**	**($913,483)**	**($71,205)**	**-**	**-**	**($984,688)**

ESSENTIAL AND POLICY PACKAGE FISCAL IMPACT SUMMARY

Housing & Community Svcs Dept | **Cross Reference Name: Bond Activities and Debt Service**

Pkg: 010 - Vacancy Factor and Non-ORPICS Personal Services | **Cross Reference Number: 91400-080-00-00-00000**

Description	General Fund	Lottery Funds	Other Funds	Federal Funds	Nonlimited Other Funds	Nonlimited Federal Funds	All Funds
Revenues							
Other Revenues	-	-	-	-	-	-	-
Total Revenues	**-**	**-**	**-**	**-**	**-**	**-**	**-**
Personal Services							
Mass Transit Tax	-	-	1,421	-	-	-	1,421
Vacancy Savings	-	-	(11,843)	-	-	-	(11,843)
Total Personal Services	**-**	**-**	**($10,422)**	**-**	**-**	**-**	**($10,422)**
Services & Supplies							
State Gov. Service Charges	-	-	-	-	-	-	-
Total Services & Supplies	**-**	**-**	**-**	**-**	**-**	**-**	**-**
Total Expenditures							
Total Expenditures	-	-	(10,422)	-	-	-	(10,422)
Total Expenditures	**-**	**-**	**($10,422)**	**-**	**-**	**-**	**($10,422)**
Ending Balance							
Ending Balance	-	-	10,422	-	-	-	10,422
Total Ending Balance	**-**	**-**	**$10,422**	**-**	**-**	**-**	**$10,422**

ESSENTIAL AND POLICY PACKAGE FISCAL IMPACT SUMMARY

Housing & Community Svcs Dept
Pkg: 022 - Phase-out Pgm & One-time Costs

Cross Reference Name: Bond Activities and Debt Service
Cross Reference Number: 91400-080-00-00-00000

Description	General Fund	Lottery Funds	Other Funds	Federal Funds	Nonlimited Other Funds	Nonlimited Federal Funds	All Funds
Services & Supplies							
State Gov. Service Charges	-	-	-	-	-	-	-
Total Services & Supplies	**-**	**-**	**-**	**-**	**-**	**-**	**-**
Total Expenditures							
Total Expenditures	-	-	-	-	-	-	-
Total Expenditures	**-**	**-**	**-**	**-**	**-**	**-**	**-**
Ending Balance							
Ending Balance	-	-	-	-	-	-	-
Total Ending Balance	**-**	**-**	**-**	**-**	**-**	**-**	**-**

ESSENTIAL AND POLICY PACKAGE FISCAL IMPACT SUMMARY

Housing & Community Svcs Dept
Pkg: 031 - Standard Inflation

Cross Reference Name: Bond Activities and Debt Service
Cross Reference Number: 91400-080-00-00-00000

Description	General Fund	Lottery Funds	Other Funds	Federal Funds	Nonlimited Other Funds	Nonlimited Federal Funds	All Funds
Revenues							
General Fund Appropriation	159,824	-	-	-	-	-	159,824
Other Revenues	-	-	-	-	-	-	-
Total Revenues	**$159,824**	**-**	**-**	**-**	**-**	**-**	**$159,824**
Services & Supplies							
Instate Travel	88	-	330	-	-	-	418
Out of State Travel	-	-	806	-	-	-	806
Employee Training	70	-	729	-	-	-	799
Office Expenses	159	-	809	-	-	-	968
Telecommunications	53	-	405	-	-	-	458
State Gov. Service Charges	158,804	-	76,985	-	-	-	235,789
Data Processing	65	-	1,872	-	-	-	1,937
Professional Services	-	-	283,031	-	-	-	283,031
Attorney General	-	-	4,506	-	-	-	4,506
Employee Recruitment and Develop	11	-	26	-	-	-	37
Dues and Subscriptions	-	-	48	-	-	-	48
Agency Program Related S and S	-	-	60	-	-	-	60
Other Services and Supplies	240	-	321,134	-	-	-	321,374
Expendable Prop 250 - 5000	211	-	251	-	-	-	462
IT Expendable Property	123	-	502	-	-	-	625
Total Services & Supplies	**$159,824**	**-**	**$691,494**	**-**	**-**	**-**	**$851,318**

ESSENTIAL AND POLICY PACKAGE FISCAL IMPACT SUMMARY

Housing & Community Svcs Dept
Pkg: 031 - Standard Inflation

Cross Reference Name: Bond Activities and Debt Service
Cross Reference Number: 91400-080-00-00-00000

Description	General Fund	Lottery Funds	Other Funds	Federal Funds	Nonlimited Other Funds	Nonlimited Federal Funds	All Funds
Special Payments							
Other Special Payments	-	-	-	-	-	-	-
Total Special Payments	**-**	**-**	**-**	**-**	**-**	**-**	**-**
Total Expenditures							
Total Expenditures	159,824	-	691,494	-	-	-	851,318
Total Expenditures	**$159,824**	**-**	**$691,494**	**-**	**-**	**-**	**$851,318**
Ending Balance							
Ending Balance	-	-	(691,494)	-	-	-	(691,494)
Total Ending Balance	**-**	**-**	**($691,494)**	**-**	**-**	**-**	**($691,494)**

ESSENTIAL AND POLICY PACKAGE FISCAL IMPACT SUMMARY

Housing & Community Svcs Dept
Pkg: 203 - PSH Funding (XI-Q Bonds)

Cross Reference Name: Bond Activities and Debt Service
Cross Reference Number: 91400-080-00-00-00000

Description	General Fund	Lottery Funds	Other Funds	Federal Funds	Nonlimited Other Funds	Nonlimited Federal Funds	All Funds
Revenues							
General Fund Appropriation	3,819,031	-	-	-	-	-	3,819,031
General Fund Obligation Bonds	-	-	760,000	-	-	-	760,000
Total Revenues	**$3,819,031**	**-**	**$760,000**	**-**	**-**	**-**	**$4,579,031**
Services & Supplies							
Other Services and Supplies	-	-	760,000	-	-	-	760,000
Total Services & Supplies	**-**	**-**	**$760,000**	**-**	**-**	**-**	**$760,000**
Debt Service							
Principal - Bonds	995,000	-	-	-	-	-	995,000
Interest - Bonds	2,824,031	-	-	-	-	-	2,824,031
Total Debt Service	**$3,819,031**	**-**	**-**	**-**	**-**	**-**	**$3,819,031**
Total Expenditures							
Total Expenditures	3,819,031	-	760,000	-	-	-	4,579,031
Total Expenditures	**$3,819,031**	**-**	**$760,000**	**-**	**-**	**-**	**$4,579,031**
Ending Balance							
Ending Balance	-	-	-	-	-	-	-
Total Ending Balance	**-**	**-**	**-**	**-**	**-**	**-**	**-**

ESSENTIAL AND POLICY PACKAGE FISCAL IMPACT SUMMARY

Housing & Community Svcs Dept
Pkg: 204 - LIFT Rental (XI-Q Bonds)

Cross Reference Name: Bond Activities and Debt Service
Cross Reference Number: 91400-080-00-00-00000

Description	General Fund	Lottery Funds	Other Funds	Federal Funds	Nonlimited Other Funds	Nonlimited Federal Funds	All Funds
Revenues							
General Fund Appropriation	25,720,757	-	-	-	-	-	25,720,757
General Fund Obligation Bonds	-	-	3,660,000	-	-	-	3,660,000
Total Revenues	**$25,720,757**	**-**	**$3,660,000**	**-**	**-**	**-**	**$29,380,757**
Services & Supplies							
Other Services and Supplies	-	-	3,660,000	-	-	-	3,660,000
Total Services & Supplies	**-**	**-**	**$3,660,000**	**-**	**-**	**-**	**$3,660,000**
Debt Service							
Principal - Bonds	6,710,000	-	-	-	-	-	6,710,000
Interest - Bonds	19,010,757	-	-	-	-	-	19,010,757
Total Debt Service	**$25,720,757**	**-**	**-**	**-**	**-**	**-**	**$25,720,757**
Total Expenditures							
Total Expenditures	25,720,757	-	3,660,000	-	-	-	29,380,757
Total Expenditures	**$25,720,757**	**-**	**$3,660,000**	**-**	**-**	**-**	**$29,380,757**
Ending Balance							
Ending Balance	-	-	-	-	-	-	-
Total Ending Balance	**-**	**-**	**-**	**-**	**-**	**-**	**-**

ESSENTIAL AND POLICY PACKAGE FISCAL IMPACT SUMMARY

Housing & Community Svcs Dept
Pkg: 205 - Preservation/Stabilization

Cross Reference Name: Bond Activities and Debt Service
Cross Reference Number: 91400-080-00-00-00000

Description	General Fund	Lottery Funds	Other Funds	Federal Funds	Nonlimited Other Funds	Nonlimited Federal Funds	All Funds
Revenues							
Lottery Bonds	-	-	1,755,368	-	-	-	1,755,368
Transfer In Lottery Proceeds	-	10,006,202	-	-	-	-	10,006,202
Total Revenues	**-**	**$10,006,202**	**$1,755,368**	**-**	**-**	**-**	**$11,761,570**
Services & Supplies							
Other Services and Supplies	-	-	1,755,368	-	-	-	1,755,368
Total Services & Supplies	**-**	**-**	**$1,755,368**	**-**	**-**	**-**	**$1,755,368**
Debt Service							
Principal - Bonds	-	2,425,000	-	-	-	-	2,425,000
Interest - Bonds	-	7,581,202	-	-	-	-	7,581,202
Total Debt Service	**-**	**$10,006,202**	**-**	**-**	**-**	**-**	**$10,006,202**
Total Expenditures							
Total Expenditures	-	10,006,202	1,755,368	-	-	-	11,761,570
Total Expenditures	**-**	**$10,006,202**	**$1,755,368**	**-**	**-**	**-**	**$11,761,570**
Ending Balance							
Ending Balance	-	-	-	-	-	-	-
Total Ending Balance	**-**	**-**	**-**	**-**	**-**	**-**	**-**

ESSENTIAL AND POLICY PACKAGE FISCAL IMPACT SUMMARY

Housing & Community Svcs Dept
Pkg: 208 - LIFT HOD (XI-Q)

Cross Reference Name: Bond Activities and Debt Service
Cross Reference Number: 91400-080-00-00-00000

Description	General Fund	Lottery Funds	Other Funds	Federal Funds	Nonlimited Other Funds	Nonlimited Federal Funds	All Funds
Revenues							
General Fund Appropriation	7,160,309	-	-	-	-	-	7,160,309
General Fund Obligation Bonds	-	-	1,290,000	-	-	-	1,290,000
Total Revenues	**$7,160,309**	**-**	**$1,290,000**	**-**	**-**	**-**	**$8,450,309**
Services & Supplies							
Other Services and Supplies	-	-	1,290,000	-	-	-	1,290,000
Total Services & Supplies	**-**	**-**	**$1,290,000**	**-**	**-**	**-**	**$1,290,000**
Debt Service							
Principal - Bonds	1,870,000	-	-	-	-	-	1,870,000
Interest - Bonds	5,290,309	-	-	-	-	-	5,290,309
Total Debt Service	**$7,160,309**	**-**	**-**	**-**	**-**	**-**	**$7,160,309**
Total Expenditures							
Total Expenditures	7,160,309	-	1,290,000	-	-	-	8,450,309
Total Expenditures	**$7,160,309**	**-**	**$1,290,000**	**-**	**-**	**-**	**$8,450,309**
Ending Balance							
Ending Balance	-	-	-	-	-	-	-
Total Ending Balance	**-**	**-**	**-**	**-**	**-**	**-**	**-**

ESSENTIAL AND POLICY PACKAGE FISCAL IMPACT SUMMARY

Housing & Community Svcs Dept
Pkg: 209 - Preservation of Manufactured Housing

Cross Reference Name: Bond Activities and Debt Service
Cross Reference Number: 91400-080-00-00-00000

Description	General Fund	Lottery Funds	Other Funds	Federal Funds	Nonlimited Other Funds	Nonlimited Federal Funds	All Funds
Revenues							
Lottery Bonds	-	-	89,812	-	-	-	89,812
Transfer In Lottery Proceeds	-	750,544	-	-	-	-	750,544
Total Revenues	**-**	**$750,544**	**$89,812**	**-**	**-**	**-**	**$840,356**
Services & Supplies							
Other Services and Supplies	-	-	89,812	-	-	-	89,812
Total Services & Supplies	**-**	**-**	**$89,812**	**-**	**-**	**-**	**$89,812**
Debt Service							
Principal - Bonds	-	180,000	-	-	-	-	180,000
Interest - Bonds	-	570,544	-	-	-	-	570,544
Total Debt Service	**-**	**$750,544**	**-**	**-**	**-**	**-**	**$750,544**
Total Expenditures							
Total Expenditures	-	750,544	89,812	-	-	-	840,356
Total Expenditures	**-**	**$750,544**	**$89,812**	**-**	**-**	**-**	**$840,356**
Ending Balance							
Ending Balance	-	-	-	-	-	-	-
Total Ending Balance	**-**	**-**	**-**	**-**	**-**	**-**	**-**

ESSENTIAL AND POLICY PACKAGE FISCAL IMPACT SUMMARY

Housing & Community Svcs Dept
Pkg: 031 - Standard Inflation

Cross Reference Name: Capital Construction
Cross Reference Number: 91400-089-00-00-00000

Description	General Fund	Lottery Funds	Other Funds	Federal Funds	Nonlimited Other Funds	Nonlimited Federal Funds	All Funds
Capital Outlay							
Other Capital Outlay	-	-	-	-	-	-	-
Total Capital Outlay	**-**	**-**	**-**	**-**	**-**	**-**	**-**
Total Expenditures							
Total Expenditures	-	-	-	-	-	-	-
Total Expenditures	**-**	**-**	**-**	**-**	**-**	**-**	**-**
Ending Balance							
Ending Balance	-	-	-	-	-	-	-
Total Ending Balance	**-**	**-**	**-**	**-**	**-**	**-**	**-**

ESSENTIAL AND POLICY PACKAGE FISCAL IMPACT SUMMARY

Housing & Community Svcs Dept
Pkg: 203 - PSH Funding (XI-Q Bonds)

Cross Reference Name: Capital Construction
Cross Reference Number: 91400-089-00-00-00000

Description	General Fund	Lottery Funds	Other Funds	Federal Funds	Nonlimited Other Funds	Nonlimited Federal Funds	All Funds
Revenues							
General Fund Obligation Bonds	-	-	80,000,000	-	-	-	80,000,000
Total Revenues	**-**	**-**	**$80,000,000**	**-**	**-**	**-**	**$80,000,000**
Capital Outlay							
Other Capital Outlay	-	-	80,000,000	-	-	-	80,000,000
Total Capital Outlay	**-**	**-**	**$80,000,000**	**-**	**-**	**-**	**$80,000,000**
Total Expenditures							
Total Expenditures	-	-	80,000,000	-	-	-	80,000,000
Total Expenditures	**-**	**-**	**$80,000,000**	**-**	**-**	**-**	**$80,000,000**
Ending Balance							
Ending Balance	-	-	-	-	-	-	-
Total Ending Balance	**-**	**-**	**-**	**-**	**-**	**-**	**-**

ESSENTIAL AND POLICY PACKAGE FISCAL IMPACT SUMMARY

Housing & Community Svcs Dept
Pkg: 204 - LIFT Rental (XI-Q Bonds)

Cross Reference Name: Capital Construction
Cross Reference Number: 91400-089-00-00-00000

Description	General Fund	Lottery Funds	Other Funds	Federal Funds	Nonlimited Other Funds	Nonlimited Federal Funds	All Funds
Revenues							
General Fund Obligation Bonds	-	-	540,000,000	-	-	-	540,000,000
Total Revenues	**-**	**-**	**$540,000,000**	**-**	**-**	**-**	**$540,000,000**
Capital Outlay							
Other Capital Outlay	-	-	540,000,000	-	-	-	540,000,000
Total Capital Outlay	**-**	**-**	**$540,000,000**	**-**	**-**	**-**	**$540,000,000**
Total Expenditures							
Total Expenditures	-	-	540,000,000	-	-	-	540,000,000
Total Expenditures	**-**	**-**	**$540,000,000**	**-**	**-**	**-**	**$540,000,000**
Ending Balance							
Ending Balance	-	-	-	-	-	-	-
Total Ending Balance	**-**	**-**	**-**	**-**	**-**	**-**	**-**

ESSENTIAL AND POLICY PACKAGE FISCAL IMPACT SUMMARY

Housing & Community Svcs Dept
Pkg: 208 - LIFT HOD (XI-Q)

Cross Reference Name: Capital Construction
Cross Reference Number: 91400-089-00-00-00000

Description	General Fund	Lottery Funds	Other Funds	Federal Funds	Nonlimited Other Funds	Nonlimited Federal Funds	All Funds
Revenues							
General Fund Obligation Bonds	-	-	150,000,000	-	-	-	150,000,000
Total Revenues	**-**	**-**	**$150,000,000**	**-**	**-**	**-**	**$150,000,000**
Capital Outlay							
Other Capital Outlay	-	-	150,000,000	-	-	-	150,000,000
Total Capital Outlay	**-**	**-**	**$150,000,000**	**-**	**-**	**-**	**$150,000,000**
Total Expenditures							
Total Expenditures	-	-	150,000,000	-	-	-	150,000,000
Total Expenditures	**-**	**-**	**$150,000,000**	**-**	**-**	**-**	**$150,000,000**
Ending Balance							
Ending Balance	-	-	-	-	-	-	-
Total Ending Balance	**-**	**-**	**-**	**-**	**-**	**-**	**-**

Housing & Community Svcs Dept

Summary Cross Reference Listing and Packages
2027-29 Biennium

Agency Number: 91400
BAM Analyst: McCarty, Kim
Budget Coordinator: Kay, Mishelle

Cross Reference Number	*Cross Reference Description*	*Package Number*	Priority	*Package Description*	*Package Group*
010-00-00-00000	Housing Stabilization Programs	010	0	Vacancy Factor and Non-ORPICS Personal Services	Essential Packages
010-00-00-00000	Housing Stabilization Programs	021	0	Phase-in	Essential Packages
010-00-00-00000	Housing Stabilization Programs	022	0	Phase-out Pgm & One-time Costs	Essential Packages
010-00-00-00000	Housing Stabilization Programs	031	0	Standard Inflation	Essential Packages
010-00-00-00000	Housing Stabilization Programs	032	0	Above Standard Inflation	Essential Packages
010-00-00-00000	Housing Stabilization Programs	033	0	Exceptional Inflation	Essential Packages
010-00-00-00000	Housing Stabilization Programs	040	0	Mandated Caseload	Essential Packages
010-00-00-00000	Housing Stabilization Programs	050	0	Fundshifts	Essential Packages
010-00-00-00000	Housing Stabilization Programs	060	0	Technical Adjustments	Essential Packages
010-00-00-00000	Housing Stabilization Programs	070	0	Revenue Shortfalls	Policy Packages
010-00-00-00000	Housing Stabilization Programs	081	0	June 2026 Emergency Board	Policy Packages
010-00-00-00000	Housing Stabilization Programs	201	0	Align HSD LAB to Operating Budget	Policy Packages
010-00-00-00000	Housing Stabilization Programs	202	0	HMIS New System	Policy Packages
025-00-00-00000	Project-Based Rental Housing Assistance	010	0	Vacancy Factor and Non-ORPICS Personal Services	Essential Packages
025-00-00-00000	Project-Based Rental Housing Assistance	021	0	Phase-in	Essential Packages
025-00-00-00000	Project-Based Rental Housing Assistance	022	0	Phase-out Pgm & One-time Costs	Essential Packages
025-00-00-00000	Project-Based Rental Housing Assistance	031	0	Standard Inflation	Essential Packages
025-00-00-00000	Project-Based Rental Housing Assistance	032	0	Above Standard Inflation	Essential Packages
025-00-00-00000	Project-Based Rental Housing Assistance	033	0	Exceptional Inflation	Essential Packages
025-00-00-00000	Project-Based Rental Housing Assistance	040	0	Mandated Caseload	Essential Packages
025-00-00-00000	Project-Based Rental Housing Assistance	050	0	Fundshifts	Essential Packages
025-00-00-00000	Project-Based Rental Housing Assistance	060	0	Technical Adjustments	Essential Packages

Housing & Community Svcs Dept

Summary Cross Reference Listing and Packages
2027-29 Biennium

Agency Number: 91400
BAM Analyst: McCarty, Kim
Budget Coordinator: Kay, Mishelle

Cross Reference Number	*Cross Reference Description*	*Package Number*	Priority	*Package Description*	*Package Group*
025-00-00-00000	Project-Based Rental Housing Assistance	070	0	Revenue Shortfalls	Policy Packages
025-00-00-00000	Project-Based Rental Housing Assistance	081	0	June 2026 Emergency Board	Policy Packages
025-00-00-00000	Project-Based Rental Housing Assistance	203	0	PSH Funding (XI-Q Bonds)	Policy Packages
030-00-00-00000	Multifamily Rental Housing Programs	010	0	Vacancy Factor and Non-ORPICS Personal Services	Essential Packages
030-00-00-00000	Multifamily Rental Housing Programs	021	0	Phase-in	Essential Packages
030-00-00-00000	Multifamily Rental Housing Programs	022	0	Phase-out Pgm & One-time Costs	Essential Packages
030-00-00-00000	Multifamily Rental Housing Programs	031	0	Standard Inflation	Essential Packages
030-00-00-00000	Multifamily Rental Housing Programs	032	0	Above Standard Inflation	Essential Packages
030-00-00-00000	Multifamily Rental Housing Programs	033	0	Exceptional Inflation	Essential Packages
030-00-00-00000	Multifamily Rental Housing Programs	040	0	Mandated Caseload	Essential Packages
030-00-00-00000	Multifamily Rental Housing Programs	050	0	Fundshifts	Essential Packages
030-00-00-00000	Multifamily Rental Housing Programs	060	0	Technical Adjustments	Essential Packages
030-00-00-00000	Multifamily Rental Housing Programs	070	0	Revenue Shortfalls	Policy Packages
030-00-00-00000	Multifamily Rental Housing Programs	081	0	June 2026 Emergency Board	Policy Packages
030-00-00-00000	Multifamily Rental Housing Programs	204	0	LIFT Rental (XI-Q Bonds)	Policy Packages
030-00-00-00000	Multifamily Rental Housing Programs	205	0	Preservation/Stabilization	Policy Packages
030-00-00-00000	Multifamily Rental Housing Programs	206	0	Portfolio Compliance Expansion	Policy Packages
040-00-00-00000	Single Family Housing Programs	010	0	Vacancy Factor and Non-ORPICS Personal Services	Essential Packages
040-00-00-00000	Single Family Housing Programs	021	0	Phase-in	Essential Packages
040-00-00-00000	Single Family Housing Programs	022	0	Phase-out Pgm & One-time Costs	Essential Packages
040-00-00-00000	Single Family Housing Programs	031	0	Standard Inflation	Essential Packages
040-00-00-00000	Single Family Housing Programs	032	0	Above Standard Inflation	Essential Packages

Housing & Community Svcs Dept

Summary Cross Reference Listing and Packages
2027-29 Biennium

Agency Number: 91400
BAM Analyst: McCarty, Kim
Budget Coordinator: Kay, Mishelle

Cross Reference Number	*Cross Reference Description*	*Package Number*	Priority	*Package Description*	*Package Group*
040-00-00-00000	Single Family Housing Programs	033	0	Exceptional Inflation	Essential Packages
040-00-00-00000	Single Family Housing Programs	040	0	Mandated Caseload	Essential Packages
040-00-00-00000	Single Family Housing Programs	050	0	Fundshifts	Essential Packages
040-00-00-00000	Single Family Housing Programs	060	0	Technical Adjustments	Essential Packages
040-00-00-00000	Single Family Housing Programs	070	0	Revenue Shortfalls	Policy Packages
040-00-00-00000	Single Family Housing Programs	081	0	June 2026 Emergency Board	Policy Packages
040-00-00-00000	Single Family Housing Programs	207	0	Shift ECHO for Manufactured Home Replacement	Policy Packages
040-00-00-00000	Single Family Housing Programs	208	0	LIFT HOD (XI-Q)	Policy Packages
040-00-00-00000	Single Family Housing Programs	209	0	Preservation of Manufactured Housing	Policy Packages
050-00-00-00000	Homeownership Stabilization Initiative	010	0	Vacancy Factor and Non-ORPICS Personal Services	Essential Packages
050-00-00-00000	Homeownership Stabilization Initiative	021	0	Phase-in	Essential Packages
050-00-00-00000	Homeownership Stabilization Initiative	022	0	Phase-out Pgm & One-time Costs	Essential Packages
050-00-00-00000	Homeownership Stabilization Initiative	031	0	Standard Inflation	Essential Packages
050-00-00-00000	Homeownership Stabilization Initiative	032	0	Above Standard Inflation	Essential Packages
050-00-00-00000	Homeownership Stabilization Initiative	033	0	Exceptional Inflation	Essential Packages
050-00-00-00000	Homeownership Stabilization Initiative	040	0	Mandated Caseload	Essential Packages
050-00-00-00000	Homeownership Stabilization Initiative	050	0	Fundshifts	Essential Packages
050-00-00-00000	Homeownership Stabilization Initiative	060	0	Technical Adjustments	Essential Packages
050-00-00-00000	Homeownership Stabilization Initiative	070	0	Revenue Shortfalls	Policy Packages
050-00-00-00000	Homeownership Stabilization Initiative	081	0	June 2026 Emergency Board	Policy Packages
060-00-00-00000	Disaster Recovery & Resiliency	010	0	Vacancy Factor and Non-ORPICS Personal Services	Essential Packages
060-00-00-00000	Disaster Recovery & Resiliency	021	0	Phase-in	Essential Packages

Housing & Community Svcs Dept

Summary Cross Reference Listing and Packages
2027-29 Biennium

Agency Number: 91400
BAM Analyst: McCarty, Kim
Budget Coordinator: Kay, Mishelle

Cross Reference Number	*Cross Reference Description*	*Package Number*	Priority	*Package Description*	*Package Group*
060-00-00-00000	Disaster Recovery & Resiliency	022	0	Phase-out Pgm & One-time Costs	Essential Packages
060-00-00-00000	Disaster Recovery & Resiliency	031	0	Standard Inflation	Essential Packages
060-00-00-00000	Disaster Recovery & Resiliency	032	0	Above Standard Inflation	Essential Packages
060-00-00-00000	Disaster Recovery & Resiliency	033	0	Exceptional Inflation	Essential Packages
060-00-00-00000	Disaster Recovery & Resiliency	040	0	Mandated Caseload	Essential Packages
060-00-00-00000	Disaster Recovery & Resiliency	050	0	Fundshifts	Essential Packages
060-00-00-00000	Disaster Recovery & Resiliency	060	0	Technical Adjustments	Essential Packages
060-00-00-00000	Disaster Recovery & Resiliency	070	0	Revenue Shortfalls	Policy Packages
060-00-00-00000	Disaster Recovery & Resiliency	081	0	June 2026 Emergency Board	Policy Packages
070-00-00-00000	Central Services	010	0	Vacancy Factor and Non-ORPICS Personal Services	Essential Packages
070-00-00-00000	Central Services	021	0	Phase-in	Essential Packages
070-00-00-00000	Central Services	022	0	Phase-out Pgm & One-time Costs	Essential Packages
070-00-00-00000	Central Services	031	0	Standard Inflation	Essential Packages
070-00-00-00000	Central Services	032	0	Above Standard Inflation	Essential Packages
070-00-00-00000	Central Services	033	0	Exceptional Inflation	Essential Packages
070-00-00-00000	Central Services	040	0	Mandated Caseload	Essential Packages
070-00-00-00000	Central Services	050	0	Fundshifts	Essential Packages
070-00-00-00000	Central Services	060	0	Technical Adjustments	Essential Packages
070-00-00-00000	Central Services	070	0	Revenue Shortfalls	Policy Packages
070-00-00-00000	Central Services	081	0	June 2026 Emergency Board	Policy Packages
080-00-00-00000	Bond Activities and Debt Service	010	0	Vacancy Factor and Non-ORPICS Personal Services	Essential Packages
080-00-00-00000	Bond Activities and Debt Service	021	0	Phase-in	Essential Packages

Housing & Community Svcs Dept

Summary Cross Reference Listing and Packages
2027-29 Biennium

Agency Number: 91400
BAM Analyst: McCarty, Kim
Budget Coordinator: Kay, Mishelle

Cross Reference Number	*Cross Reference Description*	*Package Number*	Priority	*Package Description*	*Package Group*
080-00-00-00000	Bond Activities and Debt Service	022	0	Phase-out Pgm & One-time Costs	Essential Packages
080-00-00-00000	Bond Activities and Debt Service	031	0	Standard Inflation	Essential Packages
080-00-00-00000	Bond Activities and Debt Service	032	0	Above Standard Inflation	Essential Packages
080-00-00-00000	Bond Activities and Debt Service	033	0	Exceptional Inflation	Essential Packages
080-00-00-00000	Bond Activities and Debt Service	040	0	Mandated Caseload	Essential Packages
080-00-00-00000	Bond Activities and Debt Service	050	0	Fundshifts	Essential Packages
080-00-00-00000	Bond Activities and Debt Service	060	0	Technical Adjustments	Essential Packages
080-00-00-00000	Bond Activities and Debt Service	070	0	Revenue Shortfalls	Policy Packages
080-00-00-00000	Bond Activities and Debt Service	081	0	June 2026 Emergency Board	Policy Packages
080-00-00-00000	Bond Activities and Debt Service	203	0	PSH Funding (XI-Q Bonds)	Policy Packages
080-00-00-00000	Bond Activities and Debt Service	204	0	LIFT Rental (XI-Q Bonds)	Policy Packages
080-00-00-00000	Bond Activities and Debt Service	205	0	Preservation/Stabilization	Policy Packages
080-00-00-00000	Bond Activities and Debt Service	208	0	LIFT HOD (XI-Q)	Policy Packages
080-00-00-00000	Bond Activities and Debt Service	209	0	Preservation of Manufactured Housing	Policy Packages
089-00-00-00000	Capital Construction	010	0	Vacancy Factor and Non-ORPICS Personal Services	Essential Packages
089-00-00-00000	Capital Construction	021	0	Phase-in	Essential Packages
089-00-00-00000	Capital Construction	022	0	Phase-out Pgm & One-time Costs	Essential Packages
089-00-00-00000	Capital Construction	031	0	Standard Inflation	Essential Packages
089-00-00-00000	Capital Construction	032	0	Above Standard Inflation	Essential Packages
089-00-00-00000	Capital Construction	033	0	Exceptional Inflation	Essential Packages
089-00-00-00000	Capital Construction	040	0	Mandated Caseload	Essential Packages
089-00-00-00000	Capital Construction	050	0	Fundshifts	Essential Packages

Housing & Community Svcs Dept

Summary Cross Reference Listing and Packages
2027-29 Biennium

Agency Number: 91400
BAM Analyst: McCarty, Kim
Budget Coordinator: Kay, Mishelle

Cross Reference Number	*Cross Reference Description*	*Package Number*	Priority	*Package Description*	*Package Group*
089-00-00-00000	Capital Construction	060	0	Technical Adjustments	Essential Packages
089-00-00-00000	Capital Construction	070	0	Revenue Shortfalls	Policy Packages
089-00-00-00000	Capital Construction	081	0	June 2026 Emergency Board	Policy Packages
089-00-00-00000	Capital Construction	203	0	PSH Funding (XI-Q Bonds)	Policy Packages
089-00-00-00000	Capital Construction	204	0	LIFT Rental (XI-Q Bonds)	Policy Packages
089-00-00-00000	Capital Construction	205	0	Preservation/Stabilization	Policy Packages
089-00-00-00000	Capital Construction	208	0	LIFT HOD (XI-Q)	Policy Packages
089-00-00-00000	Capital Construction	209	0	Preservation of Manufactured Housing	Policy Packages

Housing & Community Svcs Dept

Policy Package List by Priority
2027-29 Biennium

Agency Number: 91400
BAM Analyst: McCarty, Kim
Budget Coordinator: Kay, Mishelle

Priority	*Policy Pkg Number*	*Policy Pkg Description*	*Summary Cross Reference Number*	*Cross Reference Description*
0	070	Revenue Shortfalls	010-00-00-00000	Housing Stabilization Programs
			025-00-00-00000	Project-Based Rental Housing Assistance
			030-00-00-00000	Multifamily Rental Housing Programs
			040-00-00-00000	Single Family Housing Programs
			050-00-00-00000	Homeownership Stabilization Initiative
			060-00-00-00000	Disaster Recovery & Resiliency
			070-00-00-00000	Central Services
			080-00-00-00000	Bond Activities and Debt Service
			089-00-00-00000	Capital Construction
	081	June 2026 Emergency Board	010-00-00-00000	Housing Stabilization Programs
			025-00-00-00000	Project-Based Rental Housing Assistance
			030-00-00-00000	Multifamily Rental Housing Programs
			040-00-00-00000	Single Family Housing Programs
			050-00-00-00000	Homeownership Stabilization Initiative
			060-00-00-00000	Disaster Recovery & Resiliency
			070-00-00-00000	Central Services
			080-00-00-00000	Bond Activities and Debt Service
			089-00-00-00000	Capital Construction
	201	Align HSD LAB to Operating Budget	010-00-00-00000	Housing Stabilization Programs
	202	HMIS New System	010-00-00-00000	Housing Stabilization Programs
	203	PSH Funding (XI-Q Bonds)	025-00-00-00000	Project-Based Rental Housing Assistance
			080-00-00-00000	Bond Activities and Debt Service
			089-00-00-00000	Capital Construction

Housing & Community Svcs Dept

Policy Package List by Priority
2027-29 Biennium

Agency Number: 91400
BAM Analyst: McCarty, Kim
Budget Coordinator: Kay, Mishelle

Priority	*Policy Pkg Number*	*Policy Pkg Description*	*Summary Cross Reference Number*	*Cross Reference Description*
0	204	LIFT Rental (XI-Q Bonds)	030-00-00-00000	Multifamily Rental Housing Programs
			080-00-00-00000	Bond Activities and Debt Service
			089-00-00-00000	Capital Construction
	205	Preservation/Stabilization	030-00-00-00000	Multifamily Rental Housing Programs
			080-00-00-00000	Bond Activities and Debt Service
			089-00-00-00000	Capital Construction
	206	Portfolio Compliance Expansion	030-00-00-00000	Multifamily Rental Housing Programs
	207	Shift ECHO for Manufactured Home Replacen	040-00-00-00000	Single Family Housing Programs
	208	LIFT HOD (XI-Q)	040-00-00-00000	Single Family Housing Programs
			080-00-00-00000	Bond Activities and Debt Service
			089-00-00-00000	Capital Construction
	209	Preservation of Manufactured Housing	040-00-00-00000	Single Family Housing Programs
			080-00-00-00000	Bond Activities and Debt Service
			089-00-00-00000	Capital Construction

PIC100 - Position Budget Report ***Housing & Community Svcs Dept***

2027-29 Biennium **Cross Reference Number: 91400-000-00-00-00000**

Budget Preparation **Agency Request Budget**

Position Number	Classification	Classification Name	Sal Rng	Pos Type	Pos Cnt	FTE	Mos	Step	Rate	SAL/ OPE	Salary/OPE GF	LF	OF	FF	AF
Total Salary											18,207,575	-	77,887,686	14,667,687	110,762,948
Total OPE											9,451,920	-	40,207,107	7,521,061	57,180,088
Total Personal Services					**474**	**472.88**					**27,659,495**	**-**	**118,094,793**	**22,188,748**	**167,943,036**

Position Number	Classification	Classification Name	Sal Rng	Pos Type	Pos Cnt	FTE	Mos	Step	Rate	SAL/ OPE	Salary/OPE				
											GF	LF	OF	FF	AF
0000866	OAS C0860 AP	PROGRAM ANALYST 1	23	PF	1	1.00	24	5	6070	SAL	145,680	-	-	-	145,680
										OPE	92,017	-	-	-	92,017
0000880	OAS C0870 AP	OPERATIONS & POLICY ANALYST 1	23	PF	1	1.00	24	11	8059	SAL	-	-	-	193,416	193,416
										OPE	-	-	-	107,659	107,659
0000897	OAS C0862 AP	PROGRAM ANALYST 3	29	PF	1	1.00	24	8	9288	SAL	222,912	-	-	-	222,912
										OPE	117,326	-	-	-	117,326
0000945	OAS C0871 AP	OPERATIONS & POLICY ANALYST 2	27	PF	1	1.00	24	8	8446	SAL	202,704	-	-	-	202,704
										OPE	110,703	-	-	-	110,703
0000958	MMN X0863 AP	PROGRAM ANALYST 4	31	PF	1	1.00	24	7	10683	SAL	47,945	-	-	208,447	256,392
										OPE	23,992	-	-	104,305	128,297
0001134	OAS C5247 AP	COMPLIANCE SPECIALIST 2	25	PF	1	1.00	24	11	8849	SAL	-	-	63,713	148,663	212,376
										OPE	-	-	34,162	79,711	113,873
0001142	OAS C0862 AP	PROGRAM ANALYST 3	29	PF	1	1.00	24	11	10718	SAL	-	-	-	257,232	257,232
										OPE	-	-	-	128,572	128,572
0001490	OAS C0861 AP	PROGRAM ANALYST 2	27	PF	1	1.00	24	5	7320	SAL	175,680	-	-	-	175,680
										OPE	101,848	-	-	-	101,848
0001514	OAS C0860 AP	PROGRAM ANALYST 1	23	PF	1	1.00	24	11	8059	SAL	193,416	-	-	-	193,416
										OPE	107,659	-	-	-	107,659
0001519	OAS C0119 AP	EXECUTIVE SUPPORT SPECIALIST 2	20	PF	1	1.00	24	9	6359	SAL	152,616	-	-	-	152,616
										OPE	94,289	-	-	-	94,289
0001548	MMS X7324 AP	GRANTS LOANS AND PROGRAMS MANA	33X	PF	1	1.00	24	11	13625	SAL	327,000	-	-	-	327,000
										OPE	151,435	-	-	-	151,435
0001549	OAS C0872 AP	OPERATIONS & POLICY ANALYST 3	30	PF	1	1.00	24	7	9288	SAL	222,912	-	-	-	222,912
										OPE	117,326	-	-	-	117,326
0001584	OAS C0872 AP	OPERATIONS & POLICY ANALYST 3	30	PF	1	1.00	24	11	11266	SAL	270,384	-	-	-	270,384
										OPE	132,882	-	-	-	132,882
0001642	MMS X7324 AP	GRANTS LOANS AND PROGRAMS MANA	33X	PF	1	1.00	24	6	10683	SAL	-	-	256,392	-	256,392
										OPE	-	-	128,297	-	128,297
0001656	OAS C0871 AP	OPERATIONS & POLICY ANALYST 2	27	PF	1	1.00	24	10	9288	SAL	222,912	-	-	-	222,912
										OPE	117,326	-	-	-	117,326
0001657	OAS C1116 AP	RESEARCH ANALYST 2	23	PF	1	1.00	24	6	6359	SAL	152,616	-	-	-	152,616

Position Number	Classification	Classification Name	Sal Rng	Pos Type	Pos Cnt	FTE	Mos	Step	Rate	SAL/ OPE	Salary/OPE GF	LF	OF	FF	AF
										OPE	94,289	-	-	-	94,289
0001712	OAS C5247 AP	COMPLIANCE SPECIALIST 2	25	PF	1	1.00	24	10	8446	SAL	-	-	202,704	-	202,704
										OPE	-	-	110,703	-	110,703
0001773	OAS C1243 AP	FISCAL ANALYST 1	23	PF	1	1.00	24	4	5776	SAL	-	-	138,624	-	138,624
										OPE	-	-	89,704	-	89,704
0001774	OAS C0872 AP	OPERATIONS & POLICY ANALYST 3	30	PF	1	1.00	24	8	9747	SAL	-	-	233,928	-	233,928
										OPE	-	-	120,935	-	120,935
0001776	OAS C0872 AP	OPERATIONS & POLICY ANALYST 3	30	PF	1	1.00	24	4	8061	SAL	-	-	193,464	-	193,464
										OPE	-	-	107,675	-	107,675
0001777	OAS C0861 AP	PROGRAM ANALYST 2	27	PF	1	1.00	24	5	7320	SAL	-	-	-	175,680	175,680
										OPE	-	-	-	101,848	101,848
0001782	OAS C0862 AP	PROGRAM ANALYST 3	29	PF	1	1.00	24	5	8061	SAL	-	-	193,464	-	193,464
										OPE	-	-	107,675	-	107,675
0001790	OAS C0861 AP	PROGRAM ANALYST 2	27	PF	1	1.00	24	10	9288	SAL	-	-	222,912	-	222,912
										OPE	-	-	117,326	-	117,326
0001792	OAS C0861 AP	PROGRAM ANALYST 2	27	PF	1	1.00	24	11	9733	SAL	-	-	233,592	-	233,592
										OPE	-	-	120,825	-	120,825
0001793	OAS C0861 AP	PROGRAM ANALYST 2	27	PF	1	1.00	24	5	7320	SAL	-	-	175,680	-	175,680
										OPE	-	-	101,848	-	101,848
0001798	OAS C0860 AP	PROGRAM ANALYST 1	23	PF	1	1.00	24	7	6657	SAL	-	-	159,768	-	159,768
										OPE	-	-	96,633	-	96,633
0001854	MMN X0873 AP	OPERATIONS & POLICY ANALYST 4	32	PF	1	1.00	24	10	12957	SAL	-	-	310,968	-	310,968
										OPE	-	-	146,181	-	146,181
0001982	OAS C0862 AP	PROGRAM ANALYST 3	29	PF	1	1.00	24	8	9288	SAL	222,912	-	-	-	222,912
										OPE	117,326	-	-	-	117,326
0001983	OAS C5248 AP	COMPLIANCE SPECIALIST 3	29	PF	1	1.00	24	5	8061	SAL	193,464	-	-	-	193,464
										OPE	107,675	-	-	-	107,675
0001984	OAS C0872 AP	OPERATIONS & POLICY ANALYST 3	30	PF	1	1.00	24	8	9747	SAL	233,928	-	-	-	233,928
										OPE	120,935	-	-	-	120,935
0001990	MMS X7324 AP	GRANTS LOANS AND PROGRAMS MANA	33X	PF	1	1.00	24	11	13625	SAL	327,000	-	-	-	327,000
										OPE	151,435	-	-	-	151,435

PIC100 - Position Budget Report ***Homeless Services Programs***

2027-29 Biennium **Cross Reference Number: 91400-010-02-00-00000**

Budget Preparation **Agency Request Budget**

Position Number	Classification	Classification Name	Sal Rng	Pos Type	Pos Cnt	FTE	Mos	Step	Rate	SAL/ OPE	Salary/OPE				
											GF	LF	OF	FF	AF
0001993	OAS C0861 AP	PROGRAM ANALYST 2	27	PF	1	1.00	24	6	7681	SAL	184,344	-	-	-	184,344
										OPE	104,686	-	-	-	104,686
0002007	OAS C0863 AP	PROGRAM ANALYST 4	31	PF	1	1.00	24	4	8446	SAL	202,704	-	-	-	202,704
										OPE	110,703	-	-	-	110,703
0002008	OAS C0861 AP	PROGRAM ANALYST 2	27	PF	1	1.00	24	11	9733	SAL	233,592	-	-	-	233,592
										OPE	120,825	-	-	-	120,825
0002009	OAS C0861 AP	PROGRAM ANALYST 2	27	PF	1	1.00	24	11	9733	SAL	233,592	-	-	-	233,592
										OPE	120,825	-	-	-	120,825
0002010	OAS C0861 AP	PROGRAM ANALYST 2	27	PF	1	1.00	24	4	6982	SAL	167,568	-	-	-	167,568
										OPE	99,189	-	-	-	99,189
0002011	OAS C0871 AP	OPERATIONS & POLICY ANALYST 2	27	PF	1	1.00	24	9	8863	SAL	212,712	-	-	-	212,712
										OPE	113,982	-	-	-	113,982
0002013	MMN X0863 AP	PROGRAM ANALYST 4	31	PF	1	1.00	24	10	12332	SAL	295,968	-	-	-	295,968
										OPE	141,266	-	-	-	141,266
0002014	OAS C0108 AP	ADMINISTRATIVE SPECIALIST 2	20	PF	1	1.00	24	9	6359	SAL	152,616	-	-	-	152,616
										OPE	94,289	-	-	-	94,289
0002023	MMN X0863 AP	PROGRAM ANALYST 4	31	PF	1	1.00	24	6	10172	SAL	244,128	-	-	-	244,128
										OPE	124,278	-	-	-	124,278
0002024	OAS C0861 AP	PROGRAM ANALYST 2	27	PF	1	1.00	24	8	8446	SAL	202,704	-	-	-	202,704
										OPE	110,703	-	-	-	110,703
0002029	OAS C0872 AP	OPERATIONS & POLICY ANALYST 3	30	PF	1	1.00	24	8	9747	SAL	-	-	233,928	-	233,928
										OPE	-	-	120,935	-	120,935
0002032	OAS C0871 AP	OPERATIONS & POLICY ANALYST 2	27	PF	1	1.00	24	7	8061	SAL	-	-	193,464	-	193,464
										OPE	-	-	107,675	-	107,675
2500095	MMS X7144 AP	COMPLIANCE AND REGULATORY MANA	33X	PF	1	1.00	24	11	13625	SAL	202,740	-	88,290	35,970	327,000
										OPE	93,890	-	40,887	16,658	151,435
2500096	MMS X7624 AP	POLICY PLANNING AND DEVELOPMENT	33X	PF	1	1.00	24	9	12342	SAL	296,208	-	-	-	296,208
										OPE	141,345	-	-	-	141,345
2500098	MMS X7085 AP	BUSINESS OPERATIONS MANAGER 1	31X	PF	1	1.00	24	11	12332	SAL	295,968	-	-	-	295,968
										OPE	141,266	-	-	-	141,266
2500099	OAS C0861 AP	PROGRAM ANALYST 2	27	PF	1	1.00	24	11	9733	SAL	233,592	-	-	-	233,592

PIC100 - Position Budget Report ***Homeless Services Programs***

2027-29 Biennium **Cross Reference Number: 91400-010-02-00-00000**

Budget Preparation **Agency Request Budget**

Position Number	Classification	Classification Name	Sal Rng	Pos Type	Pos Cnt	FTE	Mos	Step	Rate	SAL/ OPE	Salary/OPE GF	LF	OF	FF	AF
										OPE	120,825	-	-	-	120,825
2700033	OAS C0855 AP	PROJECT MANAGER 2	30	PF	1	1.00	24	10	10731	SAL	193,158	-	-	64,386	257,544
										OPE	96,506	-	-	32,169	128,675
2700034	OAS C0855 AP	PROJECT MANAGER 2	30	PF	1	1.00	24	11	11266	SAL	202,788	-	-	67,596	270,384
										OPE	99,662	-	-	33,221	132,883
Total Salary											6,868,463	-	2,900,891	1,151,390	10,920,744
Total OPE											3,592,703	-	1,551,461	604,143	5,748,307
Total Personal Services					**49**	**49.00**					**10,461,166**	**-**	**4,452,352**	**1,755,533**	**16,669,051**

Position Number	Classification	Classification Name	Sal Rng	Pos Type	Pos Cnt	FTE	Mos	Step	Rate	SAL/ OPE	Salary/OPE				
											GF	LF	OF	FF	AF
0000864	MESN Z7082 AF	BUSINESS OPERATIONS ADMINISTRATC	38X	PF	1	1.00	24	11	17362	SAL	-	-	208,344	208,344	416,688
										OPE	-	-	88,839	88,839	177,678
0000935	OAS C5248 AP	COMPLIANCE SPECIALIST 3	29	PF	1	1.00	24	11	10718	SAL	-	-	192,924	64,308	257,232
										OPE	-	-	96,429	32,143	128,572
0001003	OAS C0862 AP	PROGRAM ANALYST 3	29	PF	1	1.00	24	11	10718	SAL	-	-	257,232	-	257,232
										OPE	-	-	128,572	-	128,572
0001035	OAS C0862 AP	PROGRAM ANALYST 3	29	PF	1	1.00	24	11	10718	SAL	-	-	257,232	-	257,232
										OPE	-	-	128,572	-	128,572
0001133	OAS C5248 AP	COMPLIANCE SPECIALIST 3	29	PF	1	1.00	24	5	8061	SAL	-	-	29,020	164,444	193,464
										OPE	-	-	16,151	91,524	107,675
0001140	OAS C0104 AP	OFFICE SPECIALIST 2	15	PF	1	1.00	24	11	5525	SAL	-	-	132,600	-	132,600
										OPE	-	-	87,730	-	87,730
0001228	MMN X0863 AP	PROGRAM ANALYST 4	31	PF	1	1.00	24	10	12332	SAL	-	-	295,968	-	295,968
										OPE	-	-	141,266	-	141,266
0001420	OAS C0871 AP	OPERATIONS & POLICY ANALYST 2	27	PF	1	1.00	24	11	9733	SAL	-	-	70,078	163,514	233,592
										OPE	-	-	36,248	84,578	120,826
0001550	MMS X7324 AP	GRANTS LOANS AND PROGRAMS MAN/	33X	PF	1	1.00	24	11	13625	SAL	-	-	327,000	-	327,000
										OPE	-	-	151,435	-	151,435
0001551	OAS C5247 AP	COMPLIANCE SPECIALIST 2	25	PF	1	1.00	24	5	6657	SAL	-	-	159,768	-	159,768
										OPE	-	-	96,633	-	96,633
0001583	OAS C0861 AP	PROGRAM ANALYST 2	27	PF	1	1.00	24	9	8863	SAL	-	-	212,712	-	212,712
										OPE	-	-	113,982	-	113,982
0001726	OAS C0862 AP	PROGRAM ANALYST 3	29	PF	1	1.00	24	11	10718	SAL	257,232	-	-	-	257,232
										OPE	128,572	-	-	-	128,572
0001778	OAS C0862 AP	PROGRAM ANALYST 3	29	PF	1	1.00	24	11	10718	SAL	-	-	257,232	-	257,232
										OPE	-	-	128,572	-	128,572
0001784	MMS X7323 AP	GRANTS LOANS AND PROGRAMS MAN/	35X	PF	1	1.00	24	11	14972	SAL	-	-	359,328	-	359,328
										OPE	-	-	162,029	-	162,029
0001996	OAS C5247 AP	COMPLIANCE SPECIALIST 2	25	PF	1	1.00	24	7	7320	SAL	-	-	-	175,680	175,680
										OPE	-	-	-	101,848	101,848
0001997	OAS C5247 AP	COMPLIANCE SPECIALIST 2	25	PF	1	1.00	24	11	8849	SAL	-	-	-	212,376	212,376

Position Number	Classification	Classification Name	Sal Rng	Pos Type	Pos Cnt	FTE	Mos	Step	Rate	SAL/ OPE	Salary/OPE GF	LF	OF	FF	AF
										OPE	-	-	-	113,873	113,873
0010005	OAS C0862 AP	PROGRAM ANALYST 3	29	PF	1	1.00	24	11	10718	SAL	-	-	77,170	180,062	257,232
										OPE	-	-	38,572	90,000	128,572
0941202	OAS C5247 AP	COMPLIANCE SPECIALIST 2	25	PF	1	1.00	24	5	6657	SAL	-	-	79,884	79,884	159,768
										OPE	-	-	48,317	48,317	96,634
2700036	MMS X7325 AP	GRANTS LOANS AND PROGRAMS MANA	31X	PF	1	1.00	24	11	12332	SAL	-	-	-	295,968	295,968
										OPE	-	-	-	141,266	141,266
2700037	OAS C0861 AP	PROGRAM ANALYST 2	27	PF	1	1.00	24	7	8061	SAL	-	-	-	193,464	193,464
										OPE	-	-	-	107,675	107,675
Total Salary											257,232	-	2,916,492	1,738,044	4,911,768
Total OPE											128,572	-	1,463,347	900,063	2,491,982
Total Personal Services					**20**	**20.00**					**385,804**	**-**	**4,379,839**	**2,638,107**	**7,403,750**

PIC100 - Position Budget Report ***TANF Programs***

2027-29 Biennium **Cross Reference Number: 91400-010-08-00-00000**

Budget Preparation **Agency Request Budget**

Position Number	Classification	Classification Name	Sal Rng	Pos Type	Pos Cnt	FTE	Mos	Step	Rate	SAL/ OPE	Salary/OPE				
											GF	LF	OF	FF	AF
0001040	OAS C0862 AP	PROGRAM ANALYST 3	29	PF	1	1.00	24	11	10718	SAL	-	-	128,616	128,616	257,232
										OPE	-	-	64,286	64,286	128,572
Total Salary											-	-	128,616	128,616	257,232
Total OPE											-	-	64,286	64,286	128,572
Total Personal Services					**1**	**1.00**					**-**	**-**	**192,902**	**192,902**	**385,804**

PIC100 - Position Budget Report ***Performance-Based Contract Administration***

2027-29 Biennium **Cross Reference Number: 91400-025-01-00-00000**

Budget Preparation **Agency Request Budget**

Position Number	Classification	Classification Name	Sal Rng	Pos Type	Pos Cnt	FTE	Mos	Step	Rate	SAL/ OPE	Salary/OPE				
											GF	LF	OF	FF	AF
0000831	OAS C0108 AP	ADMINISTRATIVE SPECIALIST 2	20	PF	1	1.00	24	9	6359	SAL	-	-	152,616	-	152,616
										OPE	-	-	94,289	-	94,289
0000882	OAS C5247 AP	COMPLIANCE SPECIALIST 2	25	PF	1	1.00	24	11	8849	SAL	-	-	212,376	-	212,376
										OPE	-	-	113,873	-	113,873
0001015	MMS X7145 AP	COMPLIANCE AND REGULATORY MANA	31X	PF	1	1.00	24	11	12332	SAL	-	-	295,968	-	295,968
										OPE	-	-	141,266	-	141,266
0001130	MMS X7145 AP	COMPLIANCE AND REGULATORY MANA	31X	PF	1	1.00	24	11	12332	SAL	-	-	295,968	-	295,968
										OPE	-	-	141,266	-	141,266
0001131	OAS C5248 AP	COMPLIANCE SPECIALIST 3	29	PF	1	1.00	24	9	9747	SAL	-	-	233,928	-	233,928
										OPE	-	-	120,935	-	120,935
0001132	OAS C5247 AP	COMPLIANCE SPECIALIST 2	25	PF	1	1.00	24	11	8849	SAL	-	-	212,376	-	212,376
										OPE	-	-	113,873	-	113,873
0001137	OAS C0860 AP	PROGRAM ANALYST 1	23	PF	1	1.00	24	11	8059	SAL	-	-	193,416	-	193,416
										OPE	-	-	107,659	-	107,659
0001138	OAS C0108 AP	ADMINISTRATIVE SPECIALIST 2	20	PF	1	1.00	24	11	6968	SAL	-	-	167,232	-	167,232
										OPE	-	-	99,079	-	99,079
0001139	MMS X7145 AP	COMPLIANCE AND REGULATORY MANA	31X	PF	1	1.00	24	9	11206	SAL	-	-	268,944	-	268,944
										OPE	-	-	132,410	-	132,410
0001489	OAS C0108 AP	ADMINISTRATIVE SPECIALIST 2	20	PP	1	0.50	12	7	5776	SAL	-	-	-	69,312	69,312
										OPE	-	-	-	44,852	44,852
0001552	OAS C5246 AP	COMPLIANCE SPECIALIST 1	21	PF	1	1.00	24	11	7322	SAL	-	-	175,728	-	175,728
										OPE	-	-	101,863	-	101,863
0001553	OAS C5247 AP	COMPLIANCE SPECIALIST 2	25	PF	1	1.00	24	8	7681	SAL	-	-	184,344	-	184,344
										OPE	-	-	104,686	-	104,686
0001590	OAS C0104 AP	OFFICE SPECIALIST 2	15	PF	1	1.00	24	11	5525	SAL	-	-	132,600	-	132,600
										OPE	-	-	87,730	-	87,730
0001616	OAS C5247 AP	COMPLIANCE SPECIALIST 2	25	PF	1	1.00	24	11	8849	SAL	-	-	212,376	-	212,376
										OPE	-	-	113,873	-	113,873
0001630	OAS C5247 AP	COMPLIANCE SPECIALIST 2	25	PF	1	1.00	24	11	8849	SAL	-	-	212,376	-	212,376
										OPE	-	-	113,873	-	113,873
0001943	OAS C0861 AP	PROGRAM ANALYST 2	27	PF	1	1.00	24	10	9288	SAL	-	-	222,912	-	222,912

PIC100 - Position Budget Report ***Performance-Based Contract Administration***

2027-29 Biennium **Cross Reference Number: 91400-025-01-00-00000**

Budget Preparation **Agency Request Budget**

Position Number	Classification	Classification Name	Sal Rng	Pos Type	Pos Cnt	FTE	Mos	Step	Rate	SAL/ OPE	Salary/OPE GF	LF	OF	FF	AF
										OPE	-	-	117,326	-	117,326
0001944	OAS C0861 AP	PROGRAM ANALYST 2	27	PF	1	1.00	24	5	7320	SAL	-	-	175,680	-	175,680
										OPE	-	-	101,848	-	101,848
0001998	OAS C5247 AP	COMPLIANCE SPECIALIST 2	25	PF	1	1.00	24	11	8849	SAL	-	-	212,376	-	212,376
										OPE	-	-	113,873	-	113,873
0001999	OAS C5247 AP	COMPLIANCE SPECIALIST 2	25	PF	1	1.00	24	2	5776	SAL	-	-	138,624	-	138,624
										OPE	-	-	89,704	-	89,704
0002000	OAS C5247 AP	COMPLIANCE SPECIALIST 2	25	PF	1	1.00	24	11	8849	SAL	-	-	212,376	-	212,376
										OPE	-	-	113,873	-	113,873
0002001	OAS C5247 AP	COMPLIANCE SPECIALIST 2	25	PF	1	1.00	24	11	8849	SAL	-	-	212,376	-	212,376
										OPE	-	-	113,873	-	113,873
Total Salary											-	-	4,124,592	69,312	4,193,904
Total OPE											-	-	2,237,172	44,852	2,282,024
Total Personal Services					**21**	**20.50**					**-**	**-**	**6,361,764**	**114,164**	**6,475,928**

PIC100 - Position Budget Report ***Permanent Supportive Housing Rent Assist***

2027-29 Biennium **Cross Reference Number: 91400-025-02-00-00000**

Budget Preparation **Agency Request Budget**

Position Number	Classification	Classification Name	Sal Rng	Pos Type	Pos Cnt	FTE	Mos	Step	Rate	SAL/ OPE	Salary/OPE GF	LF	OF	FF	AF
0001610	OAS C0862 AP	PROGRAM ANALYST 3	29	PF	1	1.00	24	9	9747	SAL	-	-	233,928	-	233,928
										OPE	-	-	120,935	-	120,935
0001611	OAS C0860 AP	PROGRAM ANALYST 1	23	PF	1	1.00	24	10	7681	SAL	-	-	184,344	-	184,344
										OPE	-	-	104,686	-	104,686
2700001	OAS C0861 AP	PROGRAM ANALYST 2	27	PF	1	1.00	24	6	7681	SAL	184,344	-	-	-	184,344
										OPE	104,686	-	-	-	104,686
2700003	OAS C0860 AP	PROGRAM ANALYST 1	23	PF	1	1.00	24	5	6070	SAL	-	-	145,680	-	145,680
										OPE	-	-	92,017	-	92,017
2900021	OAS C0862 AP	PROGRAM ANALYST 3	29	PF	1	0.50	12	5	8061	SAL	-	-	96,732	-	96,732
										OPE	-	-	53,838	-	53,838
Total Salary											184,344	-	660,684	-	845,028
Total OPE											104,686	-	371,476	-	476,162
Total Personal Services					**5**	**4.50**					**289,030**	**-**	**1,032,160**	**-**	**1,321,190**

Position Number	Classification	Classification Name	Sal Rng	Pos Type	Pos Cnt	FTE	Mos	Step	Rate	SAL/ OPE	Salary/OPE				
											GF	LF	OF	FF	AF
0000815	OAS C1003 AP	LOAN SPECIALIST 3	30	PF	1	1.00	24	11	11266	SAL	-	-	270,384	-	270,384
										OPE	-	-	132,882	-	132,882
0000818	MMS X7324 AP	GRANTS LOANS AND PROGRAMS MANA	33X	PF	1	1.00	24	10	12968	SAL	-	-	311,232	-	311,232
										OPE	-	-	146,268	-	146,268
0000871	MESN Z7081 AF	BUSINESS OPERATIONS ADMINISTRATC	40X	PF	1	1.00	24	11	19101	SAL	-	-	458,424	-	458,424
										OPE	-	-	188,600	-	188,600
0000874	MMN X0873 AP	OPERATIONS & POLICY ANALYST 4	32	PF	1	1.00	24	6	10683	SAL	-	-	179,474	76,918	256,392
										OPE	-	-	89,808	38,489	128,297
0000881	OAS C1003 AP	LOAN SPECIALIST 3	30	PF	1	1.00	24	11	11266	SAL	-	-	270,384	-	270,384
										OPE	-	-	132,882	-	132,882
0000886	OAS C1003 AP	LOAN SPECIALIST 3	30	PF	1	1.00	24	7	9288	SAL	-	-	222,912	-	222,912
										OPE	-	-	117,326	-	117,326
0000890	OAS C1003 AP	LOAN SPECIALIST 3	30	PF	1	1.00	24	11	11266	SAL	-	-	216,307	54,077	270,384
										OPE	-	-	106,306	26,576	132,882
0000901	OAS C0862 AP	PROGRAM ANALYST 3	29	PF	1	1.00	24	4	7681	SAL	-	-	184,344	-	184,344
										OPE	-	-	104,686	-	104,686
0000904	OAS C0108 AP	ADMINISTRATIVE SPECIALIST 2	20	PF	1	1.00	24	5	5270	SAL	-	-	113,832	12,648	126,480
										OPE	-	-	77,153	8,573	85,726
0000913	OAS C0861 AP	PROGRAM ANALYST 2	27	PF	1	1.00	24	5	7320	SAL	-	-	175,680	-	175,680
										OPE	-	-	101,848	-	101,848
0000962	OAS C0872 AP	OPERATIONS & POLICY ANALYST 3	30	PF	1	1.00	24	5	8446	SAL	-	-	202,704	-	202,704
										OPE	-	-	110,703	-	110,703
0001149	MMN X0863 AP	PROGRAM ANALYST 4	31	PF	1	1.00	24	10	12332	SAL	-	-	-	295,968	295,968
										OPE	-	-	-	141,266	141,266
0001159	MMS X7323 AP	GRANTS LOANS AND PROGRAMS MANA	35X	PF	1	1.00	24	11	14972	SAL	-	-	233,563	125,765	359,328
										OPE	-	-	105,319	56,710	162,029
0001229	OAS C1003 AP	LOAN SPECIALIST 3	30	PF	1	1.00	24	11	11266	SAL	-	-	270,384	-	270,384
										OPE	-	-	132,882	-	132,882
0001231	OAS C1003 AP	LOAN SPECIALIST 3	30	PF	1	1.00	24	8	9747	SAL	-	-	233,928	-	233,928
										OPE	-	-	120,935	-	120,935
0001446	OAS C3268 AP	CONSTRUCTION PROJECT MANAGER 2	30	PF	1	1.00	24	11	11266	SAL	-	-	243,346	27,038	270,384

Position Number	Classification	Classification Name	Sal Rng	Pos Type	Pos Cnt	FTE	Mos	Step	Rate	SAL/ OPE	Salary/OPE GF	LF	OF	FF	AF
										OPE	-	-	119,594	13,288	132,882
0001453	MMN X0863 AP	PROGRAM ANALYST 4	31	PF	1	1.00	24	9	11756	SAL	-	-	282,144	-	282,144
										OPE	-	-	136,736	-	136,736
0001491	OAS C1003 AP	LOAN SPECIALIST 3	30	PF	1	1.00	24	11	11266	SAL	-	-	270,384	-	270,384
										OPE	-	-	132,882	-	132,882
0001520	OAS C0862 AP	PROGRAM ANALYST 3	29	PF	1	1.00	24	8	9288	SAL	-	-	222,912	-	222,912
										OPE	-	-	117,326	-	117,326
0001521	OAS C1003 AP	LOAN SPECIALIST 3	30	PF	1	1.00	24	11	11266	SAL	-	-	270,384	-	270,384
										OPE	-	-	132,882	-	132,882
0001522	OAS C1003 AP	LOAN SPECIALIST 3	30	PF	1	1.00	24	11	11266	SAL	-	-	270,384	-	270,384
										OPE	-	-	132,882	-	132,882
0001554	OAS C0872 AP	OPERATIONS & POLICY ANALYST 3	30	PF	1	1.00	24	6	8863	SAL	-	-	212,712	-	212,712
										OPE	-	-	113,982	-	113,982
0001556	OAS C0872 AP	OPERATIONS & POLICY ANALYST 3	30	PF	1	1.00	24	9	10221	SAL	-	-	245,304	-	245,304
										OPE	-	-	124,663	-	124,663
0001558	OAS C0872 AP	OPERATIONS & POLICY ANALYST 3	30	PF	1	1.00	24	6	8863	SAL	-	-	212,712	-	212,712
										OPE	-	-	113,982	-	113,982
0001559	OAS C1003 AP	LOAN SPECIALIST 3	30	PF	1	1.00	24	11	11266	SAL	-	-	270,384	-	270,384
										OPE	-	-	132,882	-	132,882
0001560	MMN X0863 AP	PROGRAM ANALYST 4	31	PF	1	1.00	24	5	9695	SAL	-	-	232,680	-	232,680
										OPE	-	-	120,526	-	120,526
0001562	MMN X0863 AP	PROGRAM ANALYST 4	31	PF	1	1.00	24	6	10172	SAL	-	-	244,128	-	244,128
										OPE	-	-	124,278	-	124,278
0001568	OAS C0119 AP	EXECUTIVE SUPPORT SPECIALIST 2	20	PF	1	1.00	24	10	6657	SAL	-	-	159,768	-	159,768
										OPE	-	-	96,633	-	96,633
0001591	OAS C0108 AP	ADMINISTRATIVE SPECIALIST 2	20	PF	1	1.00	24	9	6359	SAL	-	-	152,616	-	152,616
										OPE	-	-	94,289	-	94,289
0001605	MMS X7325 AP	GRANTS LOANS AND PROGRAMS MANA	31X	PF	1	1.00	24	11	12332	SAL	-	-	295,968	-	295,968
										OPE	-	-	141,266	-	141,266
0001606	OAS C0862 AP	PROGRAM ANALYST 3	29	PF	1	1.00	24	11	10718	SAL	-	-	257,232	-	257,232
										OPE	-	-	128,572	-	128,572

PIC100 - Position Budget Report | **Affordable Rental Housing Development**

2027-29 Biennium | **Cross Reference Number: 91400-030-01-00-00000**

Budget Preparation | **Agency Request Budget**

Position Number	Classification	Classification Name	Sal Rng	Pos Type	Pos Cnt	FTE	Mos	Step	Rate	SAL/ OPE	Salary/OPE				
											GF	LF	OF	FF	AF
0001631	MMS X7324 AP	GRANTS LOANS AND PROGRAMS MANA	33X	PF	1	1.00	24	4	9695	SAL	-	-	232,680	-	232,680
										OPE	-	-	120,526	-	120,526
0001632	MMS X7083 AP	BUSINESS OPERATIONS MANAGER 3	35X	PF	1	1.00	24	11	14972	SAL	-	-	330,582	28,746	359,328
										OPE	-	-	149,067	12,962	162,029
0001643	OAS C0861 AP	PROGRAM ANALYST 2	27	PF	1	1.00	24	11	9733	SAL	-	-	233,592	-	233,592
										OPE	-	-	120,825	-	120,825
0001644	OAS C1003 AP	LOAN SPECIALIST 3	30	PF	1	1.00	24	10	10731	SAL	-	-	257,544	-	257,544
										OPE	-	-	128,674	-	128,674
0001646	OAS C0872 AP	OPERATIONS & POLICY ANALYST 3	30	PF	1	1.00	24	11	11266	SAL	-	-	270,384	-	270,384
										OPE	-	-	132,882	-	132,882
0001652	OAS C1003 AP	LOAN SPECIALIST 3	30	PF	1	1.00	24	8	9747	SAL	-	-	233,928	-	233,928
										OPE	-	-	120,935	-	120,935
0001653	OAS C1003 AP	LOAN SPECIALIST 3	30	PF	1	1.00	24	11	11266	SAL	-	-	270,384	-	270,384
										OPE	-	-	132,882	-	132,882
0001662	OAS C1003 AP	LOAN SPECIALIST 3	30	PF	1	1.00	24	11	11266	SAL	-	-	270,384	-	270,384
										OPE	-	-	132,882	-	132,882
0001663	OAS C1003 AP	LOAN SPECIALIST 3	30	PF	1	1.00	24	9	10221	SAL	-	-	245,304	-	245,304
										OPE	-	-	124,663	-	124,663
0001691	MMS X7082 AP	BUSINESS OPERATIONS ADMINISTRATO	38X	PF	1	1.00	24	11	17362	SAL	-	-	416,688	-	416,688
										OPE	-	-	177,678	-	177,678
0001692	OAS C1003 AP	LOAN SPECIALIST 3	30	PF	1	1.00	24	4	8061	SAL	-	-	193,464	-	193,464
										OPE	-	-	107,675	-	107,675
0001737	MMS X7324 AP	GRANTS LOANS AND PROGRAMS MANA	33X	PF	1	1.00	24	11	13625	SAL	-	-	-	327,000	327,000
										OPE	-	-	-	151,435	151,435
0001738	OAS C0108 AP	ADMINISTRATIVE SPECIALIST 2	20	PF	1	1.00	24	11	6968	SAL	-	-	-	167,232	167,232
										OPE	-	-	-	99,079	99,079
0001823	OAS C0862 AP	PROGRAM ANALYST 3	29	PF	1	1.00	24	8	9288	SAL	-	-	222,912	-	222,912
										OPE	-	-	117,326	-	117,326
0001824	OAS C1002 AP	LOAN SPECIALIST 2	27	PF	1	1.00	24	11	9733	SAL	-	-	233,592	-	233,592
										OPE	-	-	120,825	-	120,825
0001826	OAS C0871 AP	OPERATIONS & POLICY ANALYST 2	27	PF	1	1.00	24	5	7320	SAL	-	-	175,680	-	175,680

Position Number	Classification	Classification Name	Sal Rng	Pos Type	Pos Cnt	FTE	Mos	Step	Rate	SAL/ OPE	Salary/OPE GF	LF	OF	FF	AF
										OPE	-	-	101,848	-	101,848
0001840	OAS C1002 AP	LOAN SPECIALIST 2	27	PF	1	1.00	24	8	8446	SAL	-	-	202,704	-	202,704
										OPE	-	-	110,703	-	110,703
0001841	OAS C1002 AP	LOAN SPECIALIST 2	27	PF	1	1.00	24	11	9733	SAL	-	-	233,592	-	233,592
										OPE	-	-	120,825	-	120,825
0001913	MMN X0863 AP	PROGRAM ANALYST 4	31	PF	1	1.00	24	10	12332	SAL	-	-	295,968	-	295,968
										OPE	-	-	141,266	-	141,266
0001914	MMN X0863 AP	PROGRAM ANALYST 4	31	PF	1	1.00	24	10	12332	SAL	-	-	295,968	-	295,968
										OPE	-	-	141,266	-	141,266
0001921	OAS C0871 AP	OPERATIONS & POLICY ANALYST 2	27	PF	1	1.00	24	10	9288	SAL	-	-	222,912	-	222,912
										OPE	-	-	117,326	-	117,326
0001922	OAS C0871 AP	OPERATIONS & POLICY ANALYST 2	27	PF	1	1.00	24	7	8061	SAL	-	-	193,464	-	193,464
										OPE	-	-	107,675	-	107,675
0001923	OAS C0871 AP	OPERATIONS & POLICY ANALYST 2	27	PF	1	1.00	24	3	6657	SAL	-	-	159,768	-	159,768
										OPE	-	-	96,633	-	96,633
0001924	OAS C0871 AP	OPERATIONS & POLICY ANALYST 2	27	PF	1	1.00	24	10	9288	SAL	-	-	222,912	-	222,912
										OPE	-	-	117,326	-	117,326
0001947	MMN X0873 AP	OPERATIONS & POLICY ANALYST 4	32	PF	1	1.00	24	5	10172	SAL	-	-	244,128	-	244,128
										OPE	-	-	124,278	-	124,278
0002005	OAS C0872 AP	OPERATIONS & POLICY ANALYST 3	30	PF	1	1.00	24	8	9747	SAL	233,928	-	-	-	233,928
										OPE	120,935	-	-	-	120,935
0002034	MMS X7085 AP	BUSINESS OPERATIONS MANAGER 1	31X	PF	1	1.00	24	11	12332	SAL	-	-	295,968	-	295,968
										OPE	-	-	141,266	-	141,266
0002035	OAS C0861 AP	PROGRAM ANALYST 2	27	PF	1	1.00	24	8	8446	SAL	-	-	202,704	-	202,704
										OPE	-	-	110,703	-	110,703
0002036	OAS C0871 AP	OPERATIONS & POLICY ANALYST 2	27	PF	1	1.00	24	11	9733	SAL	-	-	233,592	-	233,592
										OPE	-	-	120,825	-	120,825
0002037	OAS C0108 AP	ADMINISTRATIVE SPECIALIST 2	20	PF	1	1.00	24	11	6968	SAL	-	-	167,232	-	167,232
										OPE	-	-	99,079	-	99,079
0002038	OAS C0104 AP	OFFICE SPECIALIST 2	15	PF	1	1.00	24	9	5026	SAL	-	-	120,624	-	120,624
										OPE	-	-	83,805	-	83,805

Position Number	Classification	Classification Name	Sal Rng	Pos Type	Pos Cnt	FTE	Mos	Step	Rate	SAL/ OPE	Salary/OPE				
											GF	LF	OF	FF	AF
0002039	MMS X7324 AP	GRANTS LOANS AND PROGRAMS MANA	33X	PF	1	1.00	24	10	12968	SAL	-	-	311,232	-	311,232
										OPE	-	-	146,268	-	146,268
0002040	OAS C0862 AP	PROGRAM ANALYST 3	29	PF	1	1.00	24	3	7320	SAL	-	-	175,680	-	175,680
										OPE	-	-	101,848	-	101,848
0002041	OAS C0871 AP	OPERATIONS & POLICY ANALYST 2	27	PF	1	1.00	24	9	8863	SAL	-	-	212,712	-	212,712
										OPE	-	-	113,982	-	113,982
0002042	OAS C1003 AP	LOAN SPECIALIST 3	30	PF	1	1.00	24	11	11266	SAL	-	-	270,384	-	270,384
										OPE	-	-	132,882	-	132,882
0002043	OAS C0108 AP	ADMINISTRATIVE SPECIALIST 2	20	PF	1	1.00	24	9	6359	SAL	-	-	152,616	-	152,616
										OPE	-	-	94,289	-	94,289
0002045	OAS C1003 AP	LOAN SPECIALIST 3	30	PF	1	1.00	24	5	8446	SAL	-	-	202,704	-	202,704
										OPE	-	-	110,703	-	110,703
0002046	OAS C1003 AP	LOAN SPECIALIST 3	30	PF	1	1.00	24	11	11266	SAL	-	-	270,384	-	270,384
										OPE	-	-	132,882	-	132,882
0002047	OAS C1003 AP	LOAN SPECIALIST 3	30	PF	1	1.00	24	4	8061	SAL	-	-	193,464	-	193,464
										OPE	-	-	107,675	-	107,675
0002048	MMS X7624 AP	POLICY PLANNING AND DEVELOPMENT	33X	PF	1	1.00	24	11	13625	SAL	-	-	327,000	-	327,000
										OPE	-	-	151,435	-	151,435
0002049	MMN X0863 AP	PROGRAM ANALYST 4	31	PF	1	1.00	24	10	12332	SAL	-	-	295,968	-	295,968
										OPE	-	-	141,266	-	141,266
0002050	MMN X0863 AP	PROGRAM ANALYST 4	31	PF	1	1.00	24	5	9695	SAL	-	-	232,680	-	232,680
										OPE	-	-	120,526	-	120,526
0002051	MMN X0863 AP	PROGRAM ANALYST 4	31	PF	1	1.00	24	10	12332	SAL	-	-	295,968	-	295,968
										OPE	-	-	141,266	-	141,266
0002052	MMS X7084 AP	BUSINESS OPERATIONS MANAGER 2	33X	PF	1	1.00	24	11	13625	SAL	-	-	327,000	-	327,000
										OPE	-	-	151,435	-	151,435
0002053	MMS X7084 AP	BUSINESS OPERATIONS MANAGER 2	33X	PF	1	1.00	24	11	13625	SAL	-	-	327,000	-	327,000
										OPE	-	-	151,435	-	151,435
0002054	OAS C1001 AP	LOAN SPECIALIST 1	23	PF	1	1.00	24	5	6070	SAL	-	-	145,680	-	145,680
										OPE	-	-	92,017	-	92,017
0002055	OAS C1001 AP	LOAN SPECIALIST 1	23	PF	1	1.00	24	4	5776	SAL	-	-	138,624	-	138,624

PIC100 - Position Budget Report ***Affordable Rental Housing Development***

2027-29 Biennium **Cross Reference Number: 91400-030-01-00-00000**

Budget Preparation **Agency Request Budget**

Position Number	Classification	Classification Name	Sal Rng	Pos Type	Pos Cnt	FTE	Mos	Step	Rate	SAL/ OPE	Salary/OPE GF	LF	OF	FF	AF
										OPE	-	-	89,704	-	89,704
0002056	MMS X7083 AP	BUSINESS OPERATIONS MANAGER 3	35X	PF	1	1.00	24	11	14972	SAL	-	-	359,328	-	359,328
										OPE	-	-	162,029	-	162,029
0002070	MMS X7082 AP	BUSINESS OPERATIONS ADMINISTRAT(	38X	PF	1	1.00	24	11	17362	SAL	-	-	416,688	-	416,688
										OPE	-	-	177,678	-	177,678
0002082	MMS X7325 AP	GRANTS LOANS AND PROGRAMS MAN/	31X	PF	1	1.00	24	11	12332	SAL	44,395	-	251,573	-	295,968
										OPE	21,190	-	120,076	-	141,266
0002083	MMS X7145 AP	COMPLIANCE AND REGULATORY MANA	31X	PF	1	1.00	24	9	11206	SAL	40,342	-	228,602	-	268,944
										OPE	19,862	-	112,549	-	132,411
0002084	MMS X7599 AP	CONSULTANT ADVISOR 2	38X	PF	1	1.00	24	6	13612	SAL	49,003	-	277,685	-	326,688
										OPE	22,700	-	128,633	-	151,333
0002086	MMS X7144 AP	COMPLIANCE AND REGULATORY MANA	33X	PF	1	1.00	24	11	13625	SAL	-	-	327,000	-	327,000
										OPE	-	-	151,435	-	151,435
0010036	OAS C0872 AP	OPERATIONS & POLICY ANALYST 3	30	PF	1	1.00	24	11	11266	SAL	-	-	202,788	67,596	270,384
										OPE	-	-	99,662	33,221	132,883
2500080	MMS X7324 AP	GRANTS LOANS AND PROGRAMS MAN/	33X	PF	1	1.00	24	7	11206	SAL	268,944	-	-	-	268,944
										OPE	132,410	-	-	-	132,410
2500081	OAS C0872 AP	OPERATIONS & POLICY ANALYST 3	30	PF	1	1.00	24	4	8061	SAL	193,464	-	-	-	193,464
										OPE	107,675	-	-	-	107,675
2500082	OAS C0862 AP	PROGRAM ANALYST 3	29	PF	1	1.00	24	4	7681	SAL	184,344	-	-	-	184,344
										OPE	104,686	-	-	-	104,686
2500083	OAS C1003 AP	LOAN SPECIALIST 3	30	PF	1	1.00	24	3	7681	SAL	184,344	-	-	-	184,344
										OPE	104,686	-	-	-	104,686
2500084	OAS C1003 AP	LOAN SPECIALIST 3	30	PF	1	1.00	24	3	7681	SAL	184,344	-	-	-	184,344
										OPE	104,686	-	-	-	104,686
2500085	OAS C1003 AP	LOAN SPECIALIST 3	30	PF	1	1.00	24	7	9288	SAL	222,912	-	-	-	222,912
										OPE	117,326	-	-	-	117,326
2500086	OAS C1003 AP	LOAN SPECIALIST 3	30	PF	1	1.00	24	10	10731	SAL	257,544	-	-	-	257,544
										OPE	128,674	-	-	-	128,674
2500087	OAS C1003 AP	LOAN SPECIALIST 3	30	PF	1	1.00	24	8	9747	SAL	233,928	-	-	-	233,928
										OPE	120,935	-	-	-	120,935

PIC100 - Position Budget Report ***Affordable Rental Housing Development***

2027-29 Biennium **Cross Reference Number: 91400-030-01-00-00000**

Budget Preparation **Agency Request Budget**

Position Number	Classification	Classification Name	Sal Rng	Pos Type	Pos Cnt	FTE	Mos	Step	Rate	SAL/ OPE	Salary/OPE GF	LF	OF	FF	AF
2500088	OAS C0861 AP	PROGRAM ANALYST 2	27	PF	1	1.00	24	2	6359	SAL	152,616	-	-	-	152,616
										OPE	94,289	-	-	-	94,289
2700002	OAS C0872 AP	OPERATIONS & POLICY ANALYST 3	30	PF	1	1.00	24	11	11266	SAL	-	-	270,384	-	270,384
										OPE	-	-	132,882	-	132,882
2700004	OAS C0861 AP	PROGRAM ANALYST 2	27	PF	1	1.00	24	3	6657	SAL	-	-	159,768	-	159,768
										OPE	-	-	96,633	-	96,633
2700072	OAS C0862 AP	PROGRAM ANALYST 3	29	PF	1	1.00	24	5	8061	SAL	-	-	193,464	-	193,464
										OPE	-	-	107,675	-	107,675
2700075	OAS C0862 AP	PROGRAM ANALYST 3	29	PF	1	1.00	24	5	8061	SAL	-	-	193,464	-	193,464
										OPE	-	-	107,675	-	107,675
2700076	OAS C3268 AP	CONSTRUCTION PROJECT MANAGER 2	30	PF	1	1.00	24	10	10731	SAL	-	-	257,544	-	257,544
										OPE	-	-	128,674	-	128,674
2700077	OAS C0728 AP	APPRAISER ANALYST 4	31	PF	1	1.00	24	9	10731	SAL	-	-	257,544	-	257,544
										OPE	-	-	128,674	-	128,674
2700078	OAS C1002 AP	LOAN SPECIALIST 2	27	PF	1	1.00	24	8	8446	SAL	-	-	202,704	-	202,704
										OPE	-	-	110,703	-	110,703
2700079	OAS C1003 AP	LOAN SPECIALIST 3	30	PF	1	1.00	24	5	8446	SAL	-	-	202,704	-	202,704
										OPE	-	-	110,703	-	110,703
2700080	OAS C1245 AP	FISCAL ANALYST 3	30	PF	1	1.00	24	5	8446	SAL	-	-	202,704	-	202,704
										OPE	-	-	110,703	-	110,703
2700081	MMN X0873 AP	OPERATIONS & POLICY ANALYST 4	32	PF	1	1.00	24	3	9229	SAL	-	-	221,496	-	221,496
										OPE	-	-	116,861	-	116,861
2700082	MMS X7624 AP	POLICY PLANNING AND DEVELOPMENT	33X	PF	1	1.00	24	11	13625	SAL	-	-	327,000	-	327,000
										OPE	-	-	151,435	-	151,435
2700083	OAS C0862 AP	PROGRAM ANALYST 3	29	PF	1	1.00	24	5	8061	SAL	-	-	193,464	-	193,464
										OPE	-	-	107,675	-	107,675
Total Salary											2,250,108	-	22,490,264	1,182,988	25,923,360
Total OPE											1,200,054	-	11,394,605	581,599	13,176,258
Total Personal Services					**106**	**106.00**					**3,450,162**	**-**	**33,884,869**	**1,764,587**	**39,099,618**

PIC100 - Position Budget Report ***Asset Management & Compliance***

2027-29 Biennium **Cross Reference Number: 91400-030-03-00-00000**

Budget Preparation **Agency Request Budget**

Position Number	Classification	Classification Name	Sal Rng	Pos Type	Pos Cnt	FTE	Mos	Step	Rate	SAL/ OPE	Salary/OPE				
											GF	LF	OF	FF	AF
0000825	OAS C5247 AP	COMPLIANCE SPECIALIST 2	25	PF	1	1.00	24	6	6982	SAL	-	-	167,568	-	167,568
										OPE	-	-	99,189	-	99,189
0000827	OAS C0104 AP	OFFICE SPECIALIST 2	15	PF	1	1.00	24	11	5525	SAL	-	-	132,600	-	132,600
										OPE	-	-	87,730	-	87,730
0000832	OAS C5247 AP	COMPLIANCE SPECIALIST 2	25	PF	1	1.00	24	10	8446	SAL	-	-	202,704	-	202,704
										OPE	-	-	110,703	-	110,703
0000859	OAS C1003 AP	LOAN SPECIALIST 3	30	PF	1	1.00	24	11	11266	SAL	-	-	270,384	-	270,384
										OPE	-	-	132,882	-	132,882
0000970	OAS C1003 AP	LOAN SPECIALIST 3	30	PF	1	1.00	24	9	10221	SAL	-	-	245,304	-	245,304
										OPE	-	-	124,663	-	124,663
0001044	OAS C5246 AP	COMPLIANCE SPECIALIST 1	21	PF	1	1.00	24	11	7322	SAL	-	-	175,728	-	175,728
										OPE	-	-	101,863	-	101,863
0001070	OAS C1002 AP	LOAN SPECIALIST 2	27	PF	1	1.00	24	11	9733	SAL	-	-	233,592	-	233,592
										OPE	-	-	120,825	-	120,825
0001135	OAS C5247 AP	COMPLIANCE SPECIALIST 2	25	PF	1	1.00	24	4	6359	SAL	-	-	152,616	-	152,616
										OPE	-	-	94,289	-	94,289
0001141	MMS X7143 AP	COMPLIANCE AND REGULATORY MANA	35X	PF	1	1.00	24	11	14972	SAL	-	-	359,328	-	359,328
										OPE	-	-	162,029	-	162,029
0001146	OAS C5247 AP	COMPLIANCE SPECIALIST 2	25	PF	1	1.00	24	11	8849	SAL	-	-	169,901	42,475	212,376
										OPE	-	-	91,098	22,775	113,873
0001147	OAS C5247 AP	COMPLIANCE SPECIALIST 2	25	PF	1	1.00	24	3	6070	SAL	-	-	116,544	29,136	145,680
										OPE	-	-	73,614	18,403	92,017
0001148	OAS C5247 AP	COMPLIANCE SPECIALIST 2	25	PF	1	1.00	24	8	7681	SAL	-	-	147,475	36,869	184,344
										OPE	-	-	83,749	20,937	104,686
0001165	OAS C5248 AP	COMPLIANCE SPECIALIST 3	29	PF	1	1.00	24	7	8863	SAL	-	-	212,712	-	212,712
										OPE	-	-	113,982	-	113,982
0001272	OAS C1003 AP	LOAN SPECIALIST 3	30	PF	1	1.00	24	11	11266	SAL	-	-	270,384	-	270,384
										OPE	-	-	132,882	-	132,882
0001426	OAS C5247 AP	COMPLIANCE SPECIALIST 2	25	PF	1	1.00	24	9	8061	SAL	-	-	193,464	-	193,464
										OPE	-	-	107,675	-	107,675
0001454	OAS C5247 AP	COMPLIANCE SPECIALIST 2	25	PF	1	1.00	24	11	8849	SAL	-	-	212,376	-	212,376

Position Number	Classification	Classification Name	Sal Rng	Pos Type	Pos Cnt	FTE	Mos	Step	Rate	SAL/ OPE	Salary/OPE GF	LF	OF	FF	AF
										OPE	-	-	113,873	-	113,873
0001509	MMN X0863 AP	PROGRAM ANALYST 4	31	PF	1	1.00	24	10	12332	SAL	-	-	295,968	-	295,968
										OPE	-	-	141,266	-	141,266
0001517	OAS C5247 AP	COMPLIANCE SPECIALIST 2	25	PF	1	1.00	24	11	8849	SAL	-	-	212,376	-	212,376
										OPE	-	-	113,873	-	113,873
0001518	OAS C5247 AP	COMPLIANCE SPECIALIST 2	25	PF	1	1.00	24	11	8849	SAL	-	-	212,376	-	212,376
										OPE	-	-	113,873	-	113,873
0001526	OAS C5247 AP	COMPLIANCE SPECIALIST 2	25	PF	1	1.00	24	11	8849	SAL	-	-	212,376	-	212,376
										OPE	-	-	113,873	-	113,873
0001561	MMS X7145 AP	COMPLIANCE AND REGULATORY MANA	31X	PF	1	1.00	24	11	12332	SAL	-	-	295,968	-	295,968
										OPE	-	-	141,266	-	141,266
0001563	OAS C5246 AP	COMPLIANCE SPECIALIST 1	21	PF	1	1.00	24	11	7322	SAL	-	-	175,728	-	175,728
										OPE	-	-	101,863	-	101,863
0001564	OAS C1002 AP	LOAN SPECIALIST 2	27	PF	1	1.00	24	11	9733	SAL	-	-	233,592	-	233,592
										OPE	-	-	120,825	-	120,825
0001612	MMS X7082 AP	BUSINESS OPERATIONS ADMINISTRATC	38X	PF	1	1.00	24	11	17362	SAL	-	-	416,688	-	416,688
										OPE	-	-	177,678	-	177,678
0001613	OAS C5248 AP	COMPLIANCE SPECIALIST 3	29	PF	1	1.00	24	11	10718	SAL	-	-	257,232	-	257,232
										OPE	-	-	128,572	-	128,572
0001614	OAS C5247 AP	COMPLIANCE SPECIALIST 2	25	PF	1	1.00	24	8	7681	SAL	-	-	184,344	-	184,344
										OPE	-	-	104,686	-	104,686
0001615	OAS C5247 AP	COMPLIANCE SPECIALIST 2	25	PF	1	1.00	24	7	7320	SAL	-	-	175,680	-	175,680
										OPE	-	-	101,848	-	101,848
0001617	OAS C1002 AP	LOAN SPECIALIST 2	27	PF	1	1.00	24	4	6982	SAL	-	-	167,568	-	167,568
										OPE	-	-	99,189	-	99,189
0001618	MMS X7145 AP	COMPLIANCE AND REGULATORY MANA	31X	PF	1	1.00	24	11	12332	SAL	-	-	295,968	-	295,968
										OPE	-	-	141,266	-	141,266
0001629	OAS C5247 AP	COMPLIANCE SPECIALIST 2	25	PF	1	1.00	24	11	8849	SAL	-	-	212,376	-	212,376
										OPE	-	-	113,873	-	113,873
0001633	OAS C5248 AP	COMPLIANCE SPECIALIST 3	29	PF	1	1.00	24	11	10718	SAL	-	-	257,232	-	257,232
										OPE	-	-	128,572	-	128,572

PIC100 - Position Budget Report ***Asset Management & Compliance***

2027-29 Biennium **Cross Reference Number: 91400-030-03-00-00000**

Budget Preparation **Agency Request Budget**

Position Number	Classification	Classification Name	Sal Rng	Pos Type	Pos Cnt	FTE	Mos	Step	Rate	SAL/ OPE	Salary/OPE				
											GF	LF	OF	FF	AF
0001645	OAS C0108 AP	ADMINISTRATIVE SPECIALIST 2	20	PF	1	1.00	24	7	5776	SAL	-	-	138,624	-	138,624
										OPE	-	-	89,704	-	89,704
0001654	OAS C5247 AP	COMPLIANCE SPECIALIST 2	25	PF	1	1.00	24	8	7681	SAL	-	-	184,344	-	184,344
										OPE	-	-	104,686	-	104,686
0001655	OAS C5247 AP	COMPLIANCE SPECIALIST 2	25	PF	1	1.00	24	9	8061	SAL	-	-	193,464	-	193,464
										OPE	-	-	107,675	-	107,675
0001739	MMS X7144 AP	COMPLIANCE AND REGULATORY MANA	33X	PF	1	1.00	24	11	13625	SAL	-	-	327,000	-	327,000
										OPE	-	-	151,435	-	151,435
0001825	OAS C1003 AP	LOAN SPECIALIST 3	30	PF	1	1.00	24	11	11266	SAL	-	-	270,384	-	270,384
										OPE	-	-	132,882	-	132,882
0001925	OAS C5246 AP	COMPLIANCE SPECIALIST 1	21	PF	1	1.00	24	8	6359	SAL	-	-	152,616	-	152,616
										OPE	-	-	94,289	-	94,289
0001926	OAS C5247 AP	COMPLIANCE SPECIALIST 2	25	PF	1	1.00	24	6	6982	SAL	-	-	167,568	-	167,568
										OPE	-	-	99,189	-	99,189
0001927	OAS C5247 AP	COMPLIANCE SPECIALIST 2	25	PF	1	1.00	24	11	8849	SAL	-	-	212,376	-	212,376
										OPE	-	-	113,873	-	113,873
0001928	OAS C5248 AP	COMPLIANCE SPECIALIST 3	29	PF	1	1.00	24	10	10221	SAL	-	-	245,304	-	245,304
										OPE	-	-	124,663	-	124,663
0001929	OAS C5246 AP	COMPLIANCE SPECIALIST 1	21	PF	1	1.00	24	8	6359	SAL	-	-	152,616	-	152,616
										OPE	-	-	94,289	-	94,289
0001930	OAS C5247 AP	COMPLIANCE SPECIALIST 2	25	PF	1	1.00	24	11	8849	SAL	-	-	212,376	-	212,376
										OPE	-	-	113,873	-	113,873
0001931	OAS C5247 AP	COMPLIANCE SPECIALIST 2	25	PF	1	1.00	24	11	8849	SAL	-	-	212,376	-	212,376
										OPE	-	-	113,873	-	113,873
0001932	OAS C1002 AP	LOAN SPECIALIST 2	27	PF	1	1.00	24	11	9733	SAL	-	-	233,592	-	233,592
										OPE	-	-	120,825	-	120,825
0001933	OAS C1001 AP	LOAN SPECIALIST 1	23	PF	1	1.00	24	6	6359	SAL	-	-	152,616	-	152,616
										OPE	-	-	94,289	-	94,289
0002062	OAS C0862 AP	PROGRAM ANALYST 3	29	PF	1	1.00	24	11	10718	SAL	-	-	257,232	-	257,232
										OPE	-	-	128,572	-	128,572
0002063	OAS C0871 AP	OPERATIONS & POLICY ANALYST 2	27	PF	1	1.00	24	8	8446	SAL	-	-	202,704	-	202,704

Position Number	Classification	Classification Name	Sal Rng	Pos Type	Pos Cnt	FTE	Mos	Step	Rate	SAL/ OPE	Salary/OPE GF	LF	OF	FF	AF
										OPE	-	-	110,703	-	110,703
Total Salary											-	-	10,183,344	108,480	10,291,824
Total OPE											-	-	5,388,389	62,115	5,450,504
Total Personal Services					**47**	**47.00**					**-**	**-**	**15,571,733**	**170,595**	**15,742,328**

Position Number	Classification	Classification Name	Sal Rng	Pos Type	Pos Cnt	FTE	Mos	Step	Rate	SAL/ OPE	Salary/OPE				
											GF	LF	OF	FF	AF
0000801	OAS C0860 AP	PROGRAM ANALYST 1	23	PF	1	1.00	24	7	6657	SAL	-	-	159,768	-	159,768
										OPE	-	-	96,633	-	96,633
0000931	MMS X7325 AP	GRANTS LOANS AND PROGRAMS MANA	31X	PF	1	1.00	24	11	12332	SAL	-	-	295,968	-	295,968
										OPE	-	-	141,266	-	141,266
0000967	MMN X0863 AP	PROGRAM ANALYST 4	31	PF	1	1.00	24	10	12332	SAL	-	-	295,968	-	295,968
										OPE	-	-	141,266	-	141,266
0001230	OAS C0862 AP	PROGRAM ANALYST 3	29	PF	1	1.00	24	11	10718	SAL	-	-	257,232	-	257,232
										OPE	-	-	128,572	-	128,572
0001234	OAS C0108 AP	ADMINISTRATIVE SPECIALIST 2	20	PF	1	1.00	24	11	6968	SAL	-	-	142,147	25,085	167,232
										OPE	-	-	84,217	14,862	99,079
0001523	OAS C0861 AP	PROGRAM ANALYST 2	27	PF	1	1.00	24	9	8863	SAL	-	-	212,712	-	212,712
										OPE	-	-	113,982	-	113,982
0001527	OAS C1003 AP	LOAN SPECIALIST 3	30	PF	1	1.00	24	10	10731	SAL	-	-	257,544	-	257,544
										OPE	-	-	128,674	-	128,674
0001585	OAS C1002 AP	LOAN SPECIALIST 2	27	PF	1	1.00	24	11	9733	SAL	-	-	233,592	-	233,592
										OPE	-	-	120,825	-	120,825
0001647	MESN Z7082 AF	BUSINESS OPERATIONS ADMINISTRATO	38X	PF	1	1.00	24	5	12968	SAL	-	-	311,232	-	311,232
										OPE	-	-	146,268	-	146,268
0001648	OAS C0119 AP	EXECUTIVE SUPPORT SPECIALIST 2	20	PF	1	1.00	24	11	6968	SAL	-	-	167,232	-	167,232
										OPE	-	-	99,079	-	99,079
0001658	OAS C0862 AP	PROGRAM ANALYST 3	29	PF	1	1.00	24	10	10221	SAL	245,304	-	-	-	245,304
										OPE	124,663	-	-	-	124,663
0001659	OAS C0872 AP	OPERATIONS & POLICY ANALYST 3	30	PF	1	1.00	24	8	9747	SAL	233,928	-	-	-	233,928
										OPE	120,935	-	-	-	120,935
0001693	MMN X0873 AP	OPERATIONS & POLICY ANALYST 4	32	PF	1	1.00	24	10	12957	SAL	-	-	310,968	-	310,968
										OPE	-	-	146,181	-	146,181
0001723	MMS X0863 AP	PROGRAM ANALYST 4	31	PF	1	1.00	24	8	11206	SAL	-	-	268,944	-	268,944
										OPE	-	-	132,410	-	132,410
0001724	OAS C1003 AP	LOAN SPECIALIST 3	30	PF	1	1.00	24	11	11266	SAL	-	-	270,384	-	270,384
										OPE	-	-	132,882	-	132,882
0001728	OAS C0871 AP	OPERATIONS & POLICY ANALYST 2	27	PF	1	1.00	24	11	9733	SAL	-	-	233,592	-	233,592

Position Number	Classification	Classification Name	Sal Rng	Pos Type	Pos Cnt	FTE	Mos	Step	Rate	SAL/ OPE	Salary/OPE GF	LF	OF	FF	AF
										OPE	-	-	120,825	-	120,825
0001731	OAS C0861 AP	PROGRAM ANALYST 2	27	PF	1	1.00	24	11	9733	SAL	-	-	233,592	-	233,592
										OPE	-	-	120,825	-	120,825
0001740	MMS X7324 AP	GRANTS LOANS AND PROGRAMS MANA	33X	PF	1	1.00	24	11	13625	SAL	-	-	327,000	-	327,000
										OPE	-	-	151,435	-	151,435
0001791	OAS C0872 AP	OPERATIONS & POLICY ANALYST 3	30	PF	1	1.00	24	5	8446	SAL	-	-	202,704	-	202,704
										OPE	-	-	110,703	-	110,703
0001843	OAS C0862 AP	PROGRAM ANALYST 3	29	PF	1	1.00	24	2	6982	SAL	-	-	167,568	-	167,568
										OPE	-	-	99,189	-	99,189
0002076	OAS C0861 AP	PROGRAM ANALYST 2	27	PF	1	1.00	24	11	9733	SAL	233,592	-	-	-	233,592
										OPE	120,825	-	-	-	120,825
2700031	OAS C0861 AP	PROGRAM ANALYST 2	27	PF	1	1.00	24	8	8446	SAL	-	-	202,704	-	202,704
										OPE	-	-	110,703	-	110,703
2900023	OAS C1003 AP	LOAN SPECIALIST 3	30	PF	1	0.88	21	5	8446	SAL	-	-	177,366	-	177,366
										OPE	-	-	96,865	-	96,865
Total Salary											712,824	-	4,728,217	25,085	5,466,126
Total OPE											366,423	-	2,422,800	14,862	2,804,085
Total Personal Services					**23**	**22.88**					**1,079,247**	**-**	**7,151,017**	**39,947**	**8,270,211**

PIC100 - Position Budget Report ***Manufactured Homes Programs***

2027-29 Biennium **Cross Reference Number: 91400-040-04-00-00000**

Budget Preparation **Agency Request Budget**

Position Number	Classification	Classification Name	Sal Rng	Pos Type	Pos Cnt	FTE	Mos	Step	Rate	SAL/ OPE	Salary/OPE GF	LF	OF	FF	AF
0001005	OAS C0860 AP	PROGRAM ANALYST 1	23	PF	1	1.00	24	11	8059	SAL	-	-	193,416	-	193,416
										OPE	-	-	107,659	-	107,659
0001136	OAS C0860 AP	PROGRAM ANALYST 1	23	PF	1	1.00	24	11	8059	SAL	-	-	193,416	-	193,416
										OPE	-	-	107,659	-	107,659
0001460	MMN X0863 AP	PROGRAM ANALYST 4	31	PF	1	1.00	24	10	12332	SAL	295,968	-	-	-	295,968
										OPE	141,266	-	-	-	141,266
0001625	OAS C0862 AP	PROGRAM ANALYST 3	29	PF	1	1.00	24	11	10718	SAL	-	-	257,232	-	257,232
										OPE	-	-	128,572	-	128,572
0001795	MMS X7324 AP	GRANTS LOANS AND PROGRAMS MANA	33X	PF	1	1.00	24	11	13625	SAL	327,000	-	-	-	327,000
										OPE	151,435	-	-	-	151,435
0001796	OAS C0860 AP	PROGRAM ANALYST 1	23	PF	1	1.00	24	11	8059	SAL	193,416	-	-	-	193,416
										OPE	107,659	-	-	-	107,659
2900022	OAS C0862 AP	PROGRAM ANALYST 3	29	PF	1	1.00	24	5	8061	SAL	-	-	193,464	-	193,464
										OPE	-	-	107,675	-	107,675
Total Salary											816,384	-	837,528	-	1,653,912
Total OPE											400,360	-	451,565	-	851,925
Total Personal Services					**7**	**7.00**					**1,216,744**	**-**	**1,289,093**	**-**	**2,505,837**

PIC100 - Position Budget Report ***Disaster Resiliency & Planning***

2027-29 Biennium **Cross Reference Number: 91400-060-01-00-00000**

Budget Preparation **Agency Request Budget**

Position Number	Classification	Classification Name	Sal Rng	Pos Type	Pos Cnt	FTE	Mos	Step	Rate	SAL/ OPE	Salary/OPE GF	LF	OF	FF	AF
0001637	OAS C0872 AP	OPERATIONS & POLICY ANALYST 3	30	PF	1	1.00	24	11	11266	SAL	-	-	270,384	-	270,384
										OPE	-	-	132,882	-	132,882
0001780	MMS X7323 AP	GRANTS LOANS AND PROGRAMS MANA	35X	LF	1	1.00	24	11	14972	SAL	-	-	-	359,328	359,328
										OPE	-	-	-	162,029	162,029
0001783	OAS C0108 AP	ADMINISTRATIVE SPECIALIST 2	20	LF	1	1.00	24	8	6070	SAL	-	-	-	145,680	145,680
										OPE	-	-	-	92,017	92,017
0001821	OAS C0438 AP	PROCUREMENT & CONTRACT SPECIAL	29	LF	1	1.00	24	11	10718	SAL	-	-	257,232	-	257,232
										OPE	-	-	128,572	-	128,572
0001842	OAS C0862 AP	PROGRAM ANALYST 3	29	LF	1	1.00	24	11	10718	SAL	-	-	-	257,232	257,232
										OPE	-	-	-	128,572	128,572
0001866	OAS C0863 AP	PROGRAM ANALYST 4	31	LF	1	1.00	24	10	11241	SAL	-	-	-	269,784	269,784
										OPE	-	-	-	132,685	132,685
0001869	MMS X7085 AP	BUSINESS OPERATIONS MANAGER 1	31X	LF	1	1.00	24	5	9229	SAL	-	-	-	221,496	221,496
										OPE	-	-	-	116,861	116,861
0001870	OAS C0862 AP	PROGRAM ANALYST 3	29	LF	1	1.00	24	5	8061	SAL	193,464	-	-	-	193,464
										OPE	107,675	-	-	-	107,675
0001875	MMS X7324 AP	GRANTS LOANS AND PROGRAMS MANA	33X	LF	1	1.00	24	9	12342	SAL	-	-	-	296,208	296,208
										OPE	-	-	-	141,345	141,345
0001885	MMN X0873 AP	OPERATIONS & POLICY ANALYST 4	32	LF	1	1.00	24	9	12342	SAL	-	-	-	296,208	296,208
										OPE	-	-	-	141,345	141,345
0001889	MMS X7324 AP	GRANTS LOANS AND PROGRAMS MANA	33X	LF	1	1.00	24	11	13625	SAL	-	-	-	327,000	327,000
										OPE	-	-	-	151,435	151,435
0001894	MMS X7664 AP	COMMUNICATIONS MANAGER 2	33X	LF	1	1.00	24	9	12342	SAL	-	-	-	296,208	296,208
										OPE	-	-	-	141,345	141,345
0001900	MMS X7084 AP	BUSINESS OPERATIONS MANAGER 2	33X	LF	1	1.00	24	11	13625	SAL	-	-	-	327,000	327,000
										OPE	-	-	-	151,435	151,435
Total Salary											193,464	-	527,616	2,796,144	3,517,224
Total OPE											107,675	-	261,454	1,359,069	1,728,198
Total Personal Services					**13**	**13.00**					**301,139**	**-**	**789,070**	**4,155,213**	**5,245,422**

PIC100 - Position Budget Report **Disaster Recovery**

2027-29 Biennium **Cross Reference Number: 91400-060-02-00-00000**

Budget Preparation **Agency Request Budget**

Position Number	Classification	Classification Name	Sal Rng	Pos Type	Pos Cnt	FTE	Mos	Step	Rate	SAL/ OPE	Salary/OPE				
											GF	LF	OF	FF	AF
2900001	OAS C1487 IP	INFORMATION SYSTEMS SPECIALIST 7	31	LF	1	1.00	24	5	9152	SAL	219,648	-	-	-	219,648
										OPE	116,256	-	-	-	116,256
2900002	OAS C0861 AP	PROGRAM ANALYST 2	27	LF	1	1.00	24	5	7320	SAL	175,680	-	-	-	175,680
										OPE	101,848	-	-	-	101,848
2900003	OAS C1244 AP	FISCAL ANALYST 2	27	LF	1	1.00	24	4	6982	SAL	-	-	-	167,568	167,568
										OPE	-	-	-	99,189	99,189
2900004	OAS C5247 AP	COMPLIANCE SPECIALIST 2	25	LF	1	1.00	24	10	8446	SAL	-	-	-	202,704	202,704
										OPE	-	-	-	110,703	110,703
2900005	OAS C0119 AP	EXECUTIVE SUPPORT SPECIALIST 2	20	LF	1	1.00	24	11	6968	SAL	-	-	-	167,232	167,232
										OPE	-	-	-	99,079	99,079
2900006	OAS C0862 AP	PROGRAM ANALYST 3	29	LF	1	1.00	24	8	9288	SAL	-	-	-	222,912	222,912
										OPE	-	-	-	117,326	117,326
2900007	MMN X0863 AP	PROGRAM ANALYST 4	31	LF	1	1.00	24	9	11756	SAL	-	-	-	282,144	282,144
										OPE	-	-	-	136,736	136,736
2900008	OAS C0862 AP	PROGRAM ANALYST 3	29	LF	1	1.00	24	10	10221	SAL	-	-	-	245,304	245,304
										OPE	-	-	-	124,663	124,663
2900009	MMN X0863 AP	PROGRAM ANALYST 4	31	LF	1	1.00	24	10	12332	SAL	-	-	-	295,968	295,968
										OPE	-	-	-	141,266	141,266
2900010	OAS C0861 AP	PROGRAM ANALYST 2	27	LF	1	1.00	24	11	9733	SAL	-	-	-	233,592	233,592
										OPE	-	-	-	120,825	120,825
2900011	OAS C0861 AP	PROGRAM ANALYST 2	27	LF	1	1.00	24	9	8863	SAL	-	-	-	212,712	212,712
										OPE	-	-	-	113,982	113,982
2900012	OAS C0863 AP	PROGRAM ANALYST 4	31	LF	1	1.00	24	11	11775	SAL	-	-	-	282,600	282,600
										OPE	-	-	-	136,885	136,885
2900013	OAS C3268 AP	CONSTRUCTION PROJECT MANAGER 2	30	LF	1	1.00	24	11	11266	SAL	-	-	-	270,384	270,384
										OPE	-	-	-	132,882	132,882
2900014	OAS C0862 AP	PROGRAM ANALYST 3	29	LF	1	1.00	24	6	8446	SAL	-	-	-	202,704	202,704
										OPE	-	-	-	110,703	110,703
2900015	OAS C0872 AP	OPERATIONS & POLICY ANALYST 3	30	LF	1	1.00	24	11	11266	SAL	-	-	-	270,384	270,384
										OPE	-	-	-	132,882	132,882
2900016	OAS C8504 AP	NATURAL RESOURCE SPECIALIST 4	30	LF	1	1.00	24	11	11266	SAL	-	-	-	270,384	270,384

Position Number	Classification	Classification Name	Sal Rng	Pos Type	Pos Cnt	FTE	Mos	Step	Rate	SAL/ OPE	Salary/OPE GF	LF	OF	FF	AF
										OPE	-	-	-	132,882	132,882
2900017	OAS C1003 AP	LOAN SPECIALIST 3	30	LF	1	1.00	24	5	8446	SAL	-	-	-	202,704	202,704
										OPE	-	-	-	110,703	110,703
2900018	OAS C0860 AP	PROGRAM ANALYST 1	23	LF	1	1.00	24	8	6982	SAL	-	-	-	167,568	167,568
										OPE	-	-	-	99,189	99,189
2900019	OAS C0866 AP	PUBLIC AFFAIRS SPECIALIST 3	31	LF	1	1.00	24	11	11775	SAL	-	-	-	282,600	282,600
										OPE	-	-	-	136,885	136,885
2900020	OAS C0871 AP	OPERATIONS & POLICY ANALYST 2	27	LF	1	1.00	24	4	6982	SAL	-	-	-	167,568	167,568
										OPE	-	-	-	99,189	99,189
Total Salary											395,328	-	-	4,147,032	4,542,360
Total OPE											218,104	-	-	2,155,969	2,374,073
Total Personal Services					**20**	**20.00**					**613,432**	**-**	**-**	**6,303,001**	**6,916,433**

PIC100 - Position Budget Report ***Director's Office***

2027-29 Biennium **Cross Reference Number: 91400-070-01-00-00000**

Budget Preparation **Agency Request Budget**

Position Number	Classification	Classification Name	Sal Rng	Pos Type	Pos Cnt	FTE	Mos	Step	Rate	SAL/ OPE	Salary/OPE GF	LF	OF	FF	AF
0000800	MEAH Z7583 HF	AGENCY HEAD 3	45X	PF	1	1.00	24	10	24767	SAL	77,273	-	457,694	59,441	594,408
										OPE	29,144	-	172,625	22,419	224,188
0000806	B Y7500 AE	BOARD AND COMMISSION MEMBER	0	PP	0	0.00	0	0	0	SAL	-	-	720	-	720
										OPE	-	-	55	-	55
0000807	B Y7500 AE	BOARD AND COMMISSION MEMBER	0	PP	0	0.00	0	0	0	SAL	-	-	720	-	720
										OPE	-	-	55	-	55
0000808	B Y7500 AE	BOARD AND COMMISSION MEMBER	0	PP	0	0.00	0	0	0	SAL	-	-	720	-	720
										OPE	-	-	55	-	55
0000809	B Y7500 AE	BOARD AND COMMISSION MEMBER	0	PP	0	0.00	0	0	0	SAL	-	-	720	-	720
										OPE	-	-	55	-	55
0000810	B Y7500 AE	BOARD AND COMMISSION MEMBER	0	PP	0	0.00	0	0	0	SAL	-	-	720	-	720
										OPE	-	-	55	-	55
0000811	B Y7500 AE	BOARD AND COMMISSION MEMBER	0	PP	0	0.00	0	0	0	SAL	-	-	720	-	720
										OPE	-	-	55	-	55
0000812	B Y7500 AE	BOARD AND COMMISSION MEMBER	0	PP	0	0.00	0	0	0	SAL	-	-	720	-	720
										OPE	-	-	55	-	55
0000957	MENN Z0830 AF	EXECUTIVE ASSISTANT	25	PF	1	1.00	24	5	7239	SAL	-	-	147,676	26,060	173,736
										OPE	-	-	86,029	15,182	101,211
0001451	B Y7500 AE	BOARD AND COMMISSION MEMBER	0	PP	0	0.00	0	0	0	SAL	-	-	720	-	720
										OPE	-	-	55	-	55
0001452	B Y7500 AE	BOARD AND COMMISSION MEMBER	0	PP	0	0.00	0	0	0	SAL	-	-	720	-	720
										OPE	-	-	55	-	55
2500093	MESN Z7083 AF	BUSINESS OPERATIONS MANAGER 3	35X	PF	1	1.00	24	11	14972	SAL	359,328	-	-	-	359,328
										OPE	162,029	-	-	-	162,029
2700071	OAS C0871 AP	OPERATIONS & POLICY ANALYST 2	27	PF	1	1.00	24	5	7320	SAL	175,680	-	-	-	175,680
										OPE	101,848	-	-	-	101,848
Total Salary											612,281	-	611,850	85,501	1,309,632
Total OPE											293,021	-	259,149	37,601	589,771
Total Personal Services					**4**	**4.00**					**905,302**	**-**	**870,999**	**123,102**	**1,899,403**

PIC100 - Position Budget Report ***Deputy Director's Office***

2027-29 Biennium **Cross Reference Number: 91400-070-02-00-00000**

Budget Preparation **Agency Request Budget**

Position Number	Classification	Classification Name	Sal Rng	Pos Type	Pos Cnt	FTE	Mos	Step	Rate	SAL/ OPE	Salary/OPE GF	LF	OF	FF	AF
0000804	OAS C1245 AP	FISCAL ANALYST 3	30	PF	1	1.00	24	11	11266	SAL	121,673	-	81,115	67,596	270,384
										OPE	59,797	-	39,865	33,221	132,883
0000824	MESN Z7595 DI	DEPUTY/CHIEF 5	42X	PF	1	1.00	24	11	21699	SAL	-	-	468,698	52,078	520,776
										OPE	-	-	184,426	20,492	204,918
0000834	OAS C1244 AP	FISCAL ANALYST 2	27	PF	1	1.00	24	7	8061	SAL	-	-	174,118	19,346	193,464
										OPE	-	-	96,908	10,768	107,676
0001033	MMN X1245 AP	FISCAL ANALYST 3	30	PF	1	1.00	24	10	11754	SAL	-	-	211,572	70,524	282,096
										OPE	-	-	102,539	34,180	136,719
0001569	MMN X5619 AP	INTERNAL AUDITOR CHIEF EXECUTIVE	34X	PF	1	1.00	24	10	13612	SAL	98,006	-	228,682	-	326,688
										OPE	45,400	-	105,933	-	151,333
0001600	MENN Z0119 AF	EXECUTIVE SUPPORT SPECIALIST 2	20	PF	1	1.00	24	10	7237	SAL	-	-	173,688	-	173,688
										OPE	-	-	101,195	-	101,195
0001725	MESN Z7082 AF	BUSINESS OPERATIONS ADMINISTRATO	38X	PF	1	1.00	24	10	16526	SAL	51,561	-	305,400	39,662	396,623
										OPE	22,416	-	132,769	17,243	172,428
0001794	OAS C0864 AP	PUBLIC AFFAIRS SPECIALIST 1	25	PF	1	1.00	24	8	7681	SAL	-	-	147,475	36,869	184,344
										OPE	-	-	83,749	20,937	104,686
0001934	OAS C1244 AP	FISCAL ANALYST 2	27	PF	1	1.00	24	7	8061	SAL	193,464	-	-	-	193,464
										OPE	107,675	-	-	-	107,675
0010028	OAS C0119 AP	EXECUTIVE SUPPORT SPECIALIST 2	20	PF	1	1.00	24	10	6657	SAL	-	-	127,814	31,954	159,768
										OPE	-	-	77,306	19,327	96,633
Total Salary											464,704	-	1,918,562	318,029	2,701,295
Total OPE											235,288	-	924,690	156,168	1,316,146
Total Personal Services					**10**	**10.00**					**699,992**	**-**	**2,843,252**	**474,197**	**4,017,441**

Position Number	Classification	Classification Name	Sal Rng	Pos Type	Pos Cnt	FTE	Mos	Step	Rate	SAL/ OPE	Salary/OPE GF	LF	OF	FF	AF
0000852	MMS X7072 AP	BUDGET AND FISCAL ADMINISTRATOR	38X	PF	1	1.00	24	8	14994	SAL	46,781	-	277,089	35,986	359,856
										OPE	21,086	-	124,895	16,220	162,201
0000895	OAS C0872 AP	OPERATIONS & POLICY ANALYST 3	30	PF	1	1.00	24	10	10731	SAL	-	-	231,790	25,754	257,544
										OPE	-	-	115,807	12,867	128,674
0001575	OAS C0861 AP	PROGRAM ANALYST 2	27	PF	1	1.00	24	8	8446	SAL	-	-	121,622	81,082	202,704
										OPE	-	-	66,422	44,281	110,703
0001764	OAS C0861 AP	PROGRAM ANALYST 2	27	PF	1	1.00	24	2	6359	SAL	-	-	122,093	30,523	152,616
										OPE	-	-	75,431	18,858	94,289
0001935	MMS X7145 AP	COMPLIANCE AND REGULATORY MANA	31X	PF	1	1.00	24	11	12332	SAL	-	-	236,774	59,194	295,968
										OPE	-	-	113,013	28,253	141,266
0001936	OAS C0861 AP	PROGRAM ANALYST 2	27	PF	1	1.00	24	11	9733	SAL	-	-	116,796	116,796	233,592
										OPE	-	-	60,413	60,413	120,826
0001937	OAS C0861 AP	PROGRAM ANALYST 2	27	PF	1	1.00	24	10	9288	SAL	89,165	-	111,456	22,291	222,912
										OPE	46,930	-	58,663	11,733	117,326
2500094	MMS X7071 AP	BUDGET AND FISCAL ADMINISTRATOR	40X	PF	1	1.00	24	10	18201	SAL	56,787	-	336,354	43,682	436,823
										OPE	23,783	-	140,870	18,295	182,948
Total Salary											192,733	-	1,553,974	415,308	2,162,015
Total OPE											91,799	-	755,514	210,920	1,058,233
Total Personal Services					**8**	**8.00**					**284,532**	**-**	**2,309,488**	**626,228**	**3,220,248**

PIC100 - Position Budget Report ***Accounting, Procurement & Contracts***

2027-29 Biennium **Cross Reference Number: 91400-070-04-00-00000**

Budget Preparation **Agency Request Budget**

Position Number	Classification	Classification Name	Sal Rng	Pos Type	Pos Cnt	FTE	Mos	Step	Rate	SAL/ OPE	Salary/OPE				
											GF	LF	OF	FF	AF
0000816	OAS C0872 AP	OPERATIONS & POLICY ANALYST 3	30	PF	1	1.00	24	11	11266	SAL	35,150	-	208,196	27,038	270,384
										OPE	17,275	-	102,319	13,288	132,882
0000819	OAS C0108 AP	ADMINISTRATIVE SPECIALIST 2	20	PF	1	1.00	24	11	6968	SAL	-	-	83,616	83,616	167,232
										OPE	-	-	49,540	49,540	99,080
0000870	MMS X7634 AP	PROCUREMENT MANAGER 2	33X	PF	1	1.00	24	11	13625	SAL	-	-	327,000	-	327,000
										OPE	-	-	151,435	-	151,435
0000907	OAS C1216 AP	ACCOUNTANT 1	23	PF	1	1.00	24	8	6982	SAL	-	-	150,811	16,757	167,568
										OPE	-	-	89,270	9,919	99,189
0000910	OAS C1217 AP	ACCOUNTANT 2	27	PF	1	1.00	24	8	8446	SAL	-	-	162,163	40,541	202,704
										OPE	-	-	88,562	22,141	110,703
0000932	MMN X1218 AP	ACCOUNTANT 3	30	PF	1	1.00	24	10	11754	SAL	36,672	-	217,214	28,210	282,096
										OPE	17,773	-	105,274	13,672	136,719
0001155	OAS C0438 AP	PROCUREMENT & CONTRACT SPECIAL	29	PF	1	1.00	24	6	8446	SAL	-	-	202,704	-	202,704
										OPE	-	-	110,703	-	110,703
0001379	OAS C1244 AP	FISCAL ANALYST 2	27	PF	1	1.00	24	5	7320	SAL	-	-	122,976	52,704	175,680
										OPE	-	-	71,294	30,554	101,848
0001524	OAS C0438 AP	PROCUREMENT & CONTRACT SPECIAL	29	PF	1	1.00	24	7	8863	SAL	-	-	212,712	-	212,712
										OPE	-	-	113,982	-	113,982
0001574	OAS C0438 AP	PROCUREMENT & CONTRACT SPECIAL	29	PF	1	1.00	24	11	10718	SAL	-	-	257,232	-	257,232
										OPE	-	-	128,572	-	128,572
0001576	OAS C0437 AP	PROCUREMENT & CONTRACT SPECIAL	27	PF	1	1.00	24	5	7320	SAL	-	-	175,680	-	175,680
										OPE	-	-	101,848	-	101,848
0001577	OAS C1216 AP	ACCOUNTANT 1	23	PF	1	1.00	24	7	6657	SAL	-	-	159,768	-	159,768
										OPE	-	-	96,633	-	96,633
0001601	MMN X0873 AP	OPERATIONS & POLICY ANALYST 4	32	PF	1	1.00	24	10	12957	SAL	93,290	-	217,678	-	310,968
										OPE	43,854	-	102,327	-	146,181
0001621	OAS C1217 AP	ACCOUNTANT 2	27	PF	1	1.00	24	11	9733	SAL	-	-	233,592	-	233,592
										OPE	-	-	120,825	-	120,825
0001624	MMS X7034 AP	ACCOUNTING MANAGER 2	33X	PF	1	1.00	24	5	10172	SAL	31,737	-	187,979	24,413	244,129
										OPE	16,156	-	95,694	12,428	124,278
0001640	OAS C0438 AP	PROCUREMENT & CONTRACT SPECIAL	29	PF	1	1.00	24	9	9747	SAL	-	-	233,928	-	233,928

PIC100 - Position Budget Report ***Accounting, Procurement & Contracts***

2027-29 Biennium **Cross Reference Number: 91400-070-04-00-00000**

Budget Preparation **Agency Request Budget**

Position Number	Classification	Classification Name	Sal Rng	Pos Type	Pos Cnt	FTE	Mos	Step	Rate	SAL/ OPE	Salary/OPE GF	LF	OF	FF	AF
										OPE	-	-	120,935	-	120,935
0001717	OAS C0438 AP	PROCUREMENT & CONTRACT SPECIAL	29	PF	1	1.00	24	11	10718	SAL	102,893	-	128,616	25,723	257,232
										OPE	51,429	-	64,286	12,857	128,572
0001718	OAS C0438 AP	PROCUREMENT & CONTRACT SPECIAL	29	PF	1	1.00	24	7	8863	SAL	106,356	-	106,356	-	212,712
										OPE	56,991	-	56,991	-	113,982
0001719	OAS C1217 AP	ACCOUNTANT 2	27	PF	1	1.00	24	11	9733	SAL	233,592	-	-	-	233,592
										OPE	120,825	-	-	-	120,825
0001720	OAS C1217 AP	ACCOUNTANT 2	27	PF	1	1.00	24	6	7681	SAL	23,965	-	141,945	18,434	184,344
										OPE	13,609	-	80,608	10,469	104,686
0001741	OAS C1216 AP	ACCOUNTANT 1	23	PF	1	1.00	24	5	6070	SAL	-	-	131,112	14,568	145,680
										OPE	-	-	82,815	9,202	92,017
0001742	OAS C0435 AP	PROCUREMENT AND CONTRACT ASSIS	19	PF	1	1.00	24	11	6661	SAL	-	-	143,878	15,986	159,864
										OPE	-	-	86,998	9,666	96,664
0001799	OAS C0437 AP	PROCUREMENT & CONTRACT SPECIAL	27	PF	1	1.00	24	11	9733	SAL	-	-	210,233	23,359	233,592
										OPE	-	-	108,743	12,083	120,826
0001802	OAS C0437 AP	PROCUREMENT & CONTRACT SPECIAL	27	PF	1	1.00	24	2	6359	SAL	-	-	122,093	30,523	152,616
										OPE	-	-	75,431	18,858	94,289
0001803	OAS C0438 AP	PROCUREMENT & CONTRACT SPECIAL	29	PF	1	1.00	24	5	8061	SAL	-	-	154,771	38,693	193,464
										OPE	-	-	86,140	21,535	107,675
0001828	OAS C0438 AP	PROCUREMENT & CONTRACT SPECIAL	29	PF	1	1.00	24	11	10718	SAL	257,232	-	-	-	257,232
										OPE	128,572	-	-	-	128,572
0001838	OAS C1217 AP	ACCOUNTANT 2	27	PF	1	1.00	24	9	8863	SAL	-	-	212,712	-	212,712
										OPE	-	-	113,982	-	113,982
0001861	MMS X7085 AP	BUSINESS OPERATIONS MANAGER 1	31X	PF	1	1.00	24	11	12332	SAL	118,387	-	147,984	29,597	295,968
										OPE	56,506	-	70,633	14,127	141,266
0001909	OAS C1245 AP	FISCAL ANALYST 3	30	PF	1	1.00	24	7	9288	SAL	28,979	-	171,642	22,291	222,912
										OPE	15,252	-	90,341	11,733	117,326
0001938	OAS C1218 AP	ACCOUNTANT 3	30	PF	1	1.00	24	11	11266	SAL	-	-	162,230	108,154	270,384
										OPE	-	-	79,729	53,153	132,882
0002015	MMS X7075 AP	BUDGET AND FISCAL MANAGER 1	31X	PF	1	1.00	24	11	12332	SAL	295,968	-	-	-	295,968
										OPE	141,266	-	-	-	141,266

PIC100 - Position Budget Report ***Accounting, Procurement & Contracts***

2027-29 Biennium **Cross Reference Number: 91400-070-04-00-00000**

Budget Preparation **Agency Request Budget**

Position Number	Classification	Classification Name	Sal Rng	Pos Type	Pos Cnt	FTE	Mos	Step	Rate	SAL/ OPE	Salary/OPE GF	LF	OF	FF	AF
0002017	OAS C0871 AP	OPERATIONS & POLICY ANALYST 2	27	PF	1	1.00	24	7	8061	SAL	11,608	-	162,510	19,346	193,464
										OPE	6,461	-	90,447	10,768	107,676
0002025	OAS C1217 AP	ACCOUNTANT 2	27	PF	1	1.00	24	7	8061	SAL	193,464	-	-	-	193,464
										OPE	107,675	-	-	-	107,675
0002031	OAS C1244 AP	FISCAL ANALYST 2	27	PF	1	1.00	24	5	7320	SAL	-	-	175,680	-	175,680
										OPE	-	-	101,848	-	101,848
0002064	OAS C1216 AP	ACCOUNTANT 1	23	PF	1	1.00	24	5	6070	SAL	-	-	145,680	-	145,680
										OPE	-	-	92,017	-	92,017
0002065	OAS C1217 AP	ACCOUNTANT 2	27	PF	1	1.00	24	8	8446	SAL	-	-	202,704	-	202,704
										OPE	-	-	110,703	-	110,703
0002066	OAS C1218 AP	ACCOUNTANT 3	30	PF	1	1.00	24	11	11266	SAL	-	-	135,192	135,192	270,384
										OPE	-	-	66,441	66,441	132,882
0010007	OAS C1216 AP	ACCOUNTANT 1	23	PF	1	1.00	24	5	6070	SAL	-	-	131,112	14,568	145,680
										OPE	-	-	82,815	9,202	92,017
0010027	OAS C0437 AP	PROCUREMENT & CONTRACT SPECIAL	27	PF	1	1.00	24	5	7320	SAL	-	-	175,680	-	175,680
										OPE	-	-	101,848	-	101,848
2500089	OAS C1245 AP	FISCAL ANALYST 3	30	PF	1	1.00	24	5	8446	SAL	202,704	-	-	-	202,704
										OPE	110,703	-	-	-	110,703
2700029	OAS C0436 AP	PROCUREMENT & CONTRACT SPECIAL	23	PF	1	1.00	24	9	7320	SAL	35,136	-	114,192	26,352	175,680
										OPE	20,370	-	66,201	15,277	101,848
Total Salary											1,807,133	-	6,229,571	796,065	8,832,769
Total OPE											924,717	-	3,358,230	426,913	4,709,860
Total Personal Services					**41**	**41.00**					**2,731,850**	**-**	**9,587,801**	**1,222,978**	**13,542,629**

PIC100 - Position Budget Report ***Information Services***

2027-29 Biennium **Cross Reference Number: 91400-070-05-00-00000**

Budget Preparation **Agency Request Budget**

Position Number	Classification	Classification Name	Sal Rng	Pos Type	Pos Cnt	FTE	Mos	Step	Rate	SAL/ OPE	Salary/OPE				
											GF	LF	OF	FF	AF
0000937	OAS C1488 IP	INFORMATION SYSTEMS SPECIALIST 8	34	PF	1	1.00	24	11	13769	SAL	-	-	330,456	-	330,456
										OPE	-	-	152,568	-	152,568
0000982	OAS C1487 IP	INFORMATION SYSTEMS SPECIALIST 7	31	PF	1	1.00	24	9	10997	SAL	34,311	-	203,225	26,393	263,929
										OPE	17,000	-	100,690	13,077	130,767
0001310	OAS C1487 IP	INFORMATION SYSTEMS SPECIALIST 7	31	PF	1	1.00	24	11	12053	SAL	72,318	-	216,954	-	289,272
										OPE	34,768	-	104,303	-	139,071
0001445	OAS C1485 IP	INFORMATION SYSTEMS SPECIALIST 5	28	PF	1	1.00	24	4	7377	SAL	-	-	138,806	38,242	177,048
										OPE	-	-	80,199	22,096	102,295
0001578	OAS C1486 IP	INFORMATION SYSTEMS SPECIALIST 6	29	PF	1	1.00	24	10	10409	SAL	-	-	249,816	-	249,816
										OPE	-	-	126,142	-	126,142
0001604	OAS C1487 IP	INFORMATION SYSTEMS SPECIALIST 7	31	PF	1	1.00	24	11	12053	SAL	-	-	289,272	-	289,272
										OPE	-	-	139,071	-	139,071
0001639	OAS C1484 IP	INFORMATION SYSTEMS SPECIALIST 4	25	PF	1	1.00	24	11	9114	SAL	-	-	218,736	-	218,736
										OPE	-	-	115,957	-	115,957
0001722	OAS C1485 IP	INFORMATION SYSTEMS SPECIALIST 5	28	PF	1	1.00	24	11	10170	SAL	-	-	219,672	24,408	244,080
										OPE	-	-	111,836	12,426	124,262
0001788	OAS C0870 AP	OPERATIONS & POLICY ANALYST 1	23	PF	1	1.00	24	11	8059	SAL	-	-	193,416	-	193,416
										OPE	-	-	107,659	-	107,659
0001808	OAS C1484 IP	INFORMATION SYSTEMS SPECIALIST 4	25	PF	1	1.00	24	3	6308	SAL	-	-	121,114	30,278	151,392
										OPE	-	-	75,110	18,778	93,888
0001812	OAS C1486 IP	INFORMATION SYSTEMS SPECIALIST 6	29	PF	1	1.00	24	11	10902	SAL	34,014	-	201,469	26,165	261,648
										OPE	16,902	-	100,115	13,002	130,019
0001910	OAS C1484 IP	INFORMATION SYSTEMS SPECIALIST 4	25	PF	1	1.00	24	7	7580	SAL	-	-	145,536	36,384	181,920
										OPE	-	-	83,114	20,779	103,893
0001911	OAS C1485 IP	INFORMATION SYSTEMS SPECIALIST 5	28	PF	1	1.00	24	11	10170	SAL	-	-	195,264	48,816	244,080
										OPE	-	-	99,410	24,852	124,262
0002027	OAS C1483 IP	INFORMATION SYSTEMS SPECIALIST 3	24	PF	1	1.00	24	5	6381	SAL	153,144	-	-	-	153,144
										OPE	94,463	-	-	-	94,463
0002068	OAS C1487 IP	INFORMATION SYSTEMS SPECIALIST 7	31	PF	1	1.00	24	10	11513	SAL	-	-	276,312	-	276,312
										OPE	-	-	134,824	-	134,824
0002073	MMS X7885 IP	INFORMATION TECHNOLOGY MANAGEF	31X	PF	1	1.00	24	11	14287	SAL	-	-	342,888	-	342,888

Position Number	Classification	Classification Name	Sal Rng	Pos Type	Pos Cnt	FTE	Mos	Step	Rate	SAL/ OPE	Salary/OPE GF	LF	OF	FF	AF
										OPE	-	-	156,642	-	156,642
0010001	MMS X7443 IP	CHIEF INFORMATION MANAGER 3	35X	PF	1	1.00	24	11	17362	SAL	54,169	-	320,850	41,669	416,688
										OPE	23,098	-	136,812	17,768	177,678
Total Salary											347,956	-	3,663,786	272,355	4,284,097
Total OPE											186,231	-	1,824,452	142,778	2,153,461
Total Personal Services					**17**	**17.00**					**534,187**	**-**	**5,488,238**	**415,133**	**6,437,558**

Position Number	Classification	Classification Name	Sal Rng	Pos Type	Pos Cnt	FTE	Mos	Step	Rate	SAL/ OPE	Salary/OPE GF	LF	OF	FF	AF
0000841	MMS X7344 AP	HUMAN RESOURCES MANAGER 2	33X	PF	1	1.00	24	11	13625	SAL	42,510	-	251,790	32,700	327,000
										OPE	19,687	-	116,605	15,144	151,436
0000862	MMN X1320 AP	HUMAN RESOURCE ANALYST 1	23	PF	1	1.00	24	5	6571	SAL	-	-	110,393	47,311	157,704
										OPE	-	-	67,169	28,787	95,956
0000927	MMN X1321 AP	HUMAN RESOURCE ANALYST 2	26	PF	1	1.00	24	8	8798	SAL	-	-	147,806	63,346	211,152
										OPE	-	-	79,430	34,042	113,472
0001375	MMN X1322 AP	HUMAN RESOURCE ANALYST 3	29	PF	1	1.00	24	10	11219	SAL	67,314	-	175,016	26,926	269,256
										OPE	33,128	-	86,133	13,251	132,512
0001376	MMN X1319 AP	HUMAN RESOURCE ASSISTANT	18	PF	1	1.00	24	4	4919	SAL	-	-	76,736	41,320	118,056
										OPE	-	-	53,926	29,037	82,963
0001570	MMN X0872 AP	OPERATIONS & POLICY ANALYST 3	30	PF	1	1.00	24	2	7984	SAL	76,646	-	114,970	-	191,616
										OPE	42,828	-	64,241	-	107,069
0001598	MMN X1321 AP	HUMAN RESOURCE ANALYST 2	26	PF	1	1.00	24	5	7598	SAL	-	-	182,352	-	182,352
										OPE	-	-	104,033	-	104,033
0001638	MMN X0872 AP	OPERATIONS & POLICY ANALYST 3	30	PF	1	1.00	24	9	11206	SAL	-	-	268,944	-	268,944
										OPE	-	-	132,410	-	132,410
0001649	MMN X1321 AP	HUMAN RESOURCE ANALYST 2	26	PF	1	1.00	24	10	9681	SAL	-	-	232,344	-	232,344
										OPE	-	-	120,415	-	120,415
0001806	MMN X1339 AP	LEARNING & DEVELOPMENT SPECIALIS	28	PF	1	1.00	24	10	10672	SAL	58,909	-	197,219	-	256,128
										OPE	29,489	-	98,722	-	128,211
0001807	MMN X1320 AP	HUMAN RESOURCE ANALYST 1	23	PF	1	1.00	24	10	8389	SAL	46,307	-	155,029	-	201,336
										OPE	25,358	-	84,896	-	110,254
0001912	MMN X1321 AP	HUMAN RESOURCE ANALYST 2	26	PF	1	1.00	24	9	9229	SAL	-	-	177,197	44,299	221,496
										OPE	-	-	93,489	23,372	116,861
0001939	MMN X1320 AP	HUMAN RESOURCE ANALYST 1	23	PF	1	1.00	24	10	8389	SAL	-	-	161,069	40,267	201,336
										OPE	-	-	88,203	22,051	110,254
0002067	MMN X1321 AP	HUMAN RESOURCE ANALYST 2	26	PF	1	1.00	24	6	7984	SAL	24,910	-	147,544	19,162	191,616
										OPE	13,919	-	82,443	10,707	107,069
0002071	MMN X1322 AP	HUMAN RESOURCE ANALYST 3	29	PF	1	1.00	24	6	9229	SAL	-	-	221,496	-	221,496
										OPE	-	-	116,861	-	116,861
0002072	MMN X1338 AP	LEARNING & DEVELOPMENT SPECIALIS	24	PF	1	1.00	24	5	6896	SAL	-	-	165,504	-	165,504

Position Number	Classification	Classification Name	Sal Rng	Pos Type	Pos Cnt	FTE	Mos	Step	Rate	SAL/ OPE	Salary/OPE GF	LF	OF	FF	AF
										OPE	-	-	98,513	-	98,513
Total Salary											316,596	-	2,785,409	315,331	3,417,336
Total OPE											164,409	-	1,487,489	176,391	1,828,289
Total Personal Services					**16**	**16.00**					**481,005**	**-**	**4,272,898**	**491,722**	**5,245,625**

Position Number	Classification	Classification Name	Sal Rng	Pos Type	Pos Cnt	FTE	Mos	Step	Rate	SAL/ OPE	Salary/OPE GF	LF	OF	FF	AF
0000858	OAS C0104 AP	OFFICE SPECIALIST 2	15	PF	1	1.00	24	11	5525	SAL	-	-	132,600	-	132,600
										OPE	-	-	87,730	-	87,730
0000965	OAS C0104 AP	OFFICE SPECIALIST 2	15	PF	1	1.00	24	9	5026	SAL	-	-	120,624	-	120,624
										OPE	-	-	83,805	-	83,805
0001041	OAS C0759 AP	SUPPLY SPECIALIST 2	20	PF	1	1.00	24	8	6070	SAL	-	-	72,840	72,840	145,680
										OPE	-	-	46,009	46,009	92,018
0001423	OAS C0107 AP	ADMINISTRATIVE SPECIALIST 1	17	PF	1	1.00	24	7	5026	SAL	-	-	60,312	60,312	120,624
										OPE	-	-	41,903	41,903	83,806
0001571	OAS C0104 AP	OFFICE SPECIALIST 2	15	PF	1	1.00	24	11	5525	SAL	-	-	132,600	-	132,600
										OPE	-	-	87,730	-	87,730
0001572	MMS X7344 AP	HUMAN RESOURCES MANAGER 2	33X	PF	1	1.00	24	11	13625	SAL	42,510	-	251,790	32,700	327,000
										OPE	19,687	-	116,605	15,144	151,436
0001597	OAS C4014 AP	FACILITY OPERATIONS SPECIALIST 1	24	PF	1	1.00	24	11	8459	SAL	-	-	203,016	-	203,016
										OPE	-	-	110,806	-	110,806
0001636	OAS C0871 AP	OPERATIONS & POLICY ANALYST 2	27	PF	1	1.00	24	11	9733	SAL	93,437	-	116,796	23,359	233,592
										OPE	48,330	-	60,413	12,083	120,826
0001689	OAS C1487 IP	INFORMATION SYSTEMS SPECIALIST 7	31	PF	1	1.00	24	11	12053	SAL	144,636	-	144,636	-	289,272
										OPE	69,536	-	69,536	-	139,072
0001813	OAS C1487 IP	INFORMATION SYSTEMS SPECIALIST 7	31	PF	1	1.00	24	9	10997	SAL	34,311	-	203,225	26,393	263,929
										OPE	17,000	-	100,690	13,077	130,767
0001818	OAS C0856 AP	PROJECT MANAGER 3	32	PF	1	1.00	24	11	12378	SAL	-	-	237,658	59,414	297,072
										OPE	-	-	113,302	28,325	141,627
0001819	OAS C0854 AP	PROJECT MANAGER 1	27	PF	1	1.00	24	11	9733	SAL	-	-	186,874	46,718	233,592
										OPE	-	-	96,660	24,165	120,825
0001822	OAS C0855 AP	PROJECT MANAGER 2	30	PF	1	1.00	24	7	9288	SAL	89,165	-	111,456	22,291	222,912
										OPE	46,930	-	58,663	11,733	117,326
0001904	MMS X7084 AP	BUSINESS OPERATIONS MANAGER 2	33X	PF	1	1.00	24	11	13625	SAL	42,510	-	251,790	32,700	327,000
										OPE	19,687	-	116,605	15,144	151,436
0002020	OAS C0856 AP	PROJECT MANAGER 3	32	PF	1	1.00	24	10	11796	SAL	283,104	-	-	-	283,104
										OPE	137,049	-	-	-	137,049
0002021	OAS C0855 AP	PROJECT MANAGER 2	30	PF	1	1.00	24	11	11266	SAL	270,384	-	-	-	270,384

Position Number	Classification	Classification Name	Sal Rng	Pos Type	Pos Cnt	FTE	Mos	Step	Rate	SAL/ OPE	Salary/OPE GF	LF	OF	FF	AF
										OPE	132,882	-	-	-	132,882
Total Salary											1,000,057	-	2,226,217	376,727	3,603,001
Total OPE											491,101	-	1,190,457	207,583	1,889,141
Total Personal Services					**16**	**16.00**					**1,491,158**	**-**	**3,416,674**	**584,310**	**5,492,142**

PIC100 - Position Budget Report ***Equity, Diversity & Inclusion Office***

2027-29 Biennium **Cross Reference Number: 91400-070-10-00-00000**

Budget Preparation **Agency Request Budget**

Position Number	Classification	Classification Name	Sal Rng	Pos Type	Pos Cnt	FTE	Mos	Step	Rate	SAL/ OPE	Salary/OPE				
											GF	LF	OF	FF	AF
0001634	MMS X7203 AP	DIVERSITY EQUITY AND INCLUSION MA	35X	PF	1	1.00	24	11	14972	SAL	46,713	-	276,683	35,933	359,329
										OPE	21,064	-	124,762	16,203	162,029
0001650	OAS C0872 AP	OPERATIONS & POLICY ANALYST 3	30	PF	1	1.00	24	9	10221	SAL	-	-	245,304	-	245,304
										OPE	-	-	124,663	-	124,663
0001686	OAS C1339 AP	LEARNING & DEVELOPMENT SPECIALIS	28	PF	1	1.00	24	11	10228	SAL	-	-	245,472	-	245,472
										OPE	-	-	124,719	-	124,719
0001713	OAS C0118 AP	EXECUTIVE SUPPORT SPECIALIST 1	17	PF	1	1.00	24	11	6054	SAL	-	-	116,237	29,059	145,296
										OPE	-	-	73,512	18,378	91,890
0001797	OAS C0872 AP	OPERATIONS & POLICY ANALYST 3	30	PF	1	1.00	24	7	9288	SAL	-	-	222,912	-	222,912
										OPE	-	-	117,326	-	117,326
0001800	MMN X0873 AP	OPERATIONS & POLICY ANALYST 4	32	PF	1	1.00	24	10	12957	SAL	-	-	310,968	-	310,968
										OPE	-	-	146,181	-	146,181
0001801	OAS C0871 AP	OPERATIONS & POLICY ANALYST 2	27	PF	1	1.00	24	11	9733	SAL	-	-	233,592	-	233,592
										OPE	-	-	120,825	-	120,825
Total Salary											46,713	-	1,651,168	64,992	1,762,873
Total OPE											21,064	-	831,988	34,581	887,633
Total Personal Services					**7**	**7.00**					**67,777**	**-**	**2,483,156**	**99,573**	**2,650,506**

PIC100 - Position Budget Report ***Research & Analysis***

2027-29 Biennium **Cross Reference Number: 91400-070-11-00-00000**

Budget Preparation **Agency Request Budget**

Position Number	Classification	Classification Name	Sal Rng	Pos Type	Pos Cnt	FTE	Mos	Step	Rate	SAL/ OPE	Salary/OPE GF	LF	OF	FF	AF
0000959	MMN X0873 AP	OPERATIONS & POLICY ANALYST 4	32	PF	1	1.00	24	6	10683	SAL	-	-	256,392	-	256,392
										OPE	-	-	128,297	-	128,297
0001233	OAS C0871 AP	OPERATIONS & POLICY ANALYST 2	27	PF	1	1.00	24	11	9733	SAL	-	-	233,592	-	233,592
										OPE	-	-	120,825	-	120,825
0001456	OAS C1116 AP	RESEARCH ANALYST 2	23	PF	1	1.00	24	3	5510	SAL	-	-	105,792	26,448	132,240
										OPE	-	-	70,090	17,522	87,612
0001510	OAS C1116 AP	RESEARCH ANALYST 2	23	PF	1	1.00	24	5	6070	SAL	-	-	145,680	-	145,680
										OPE	-	-	92,017	-	92,017
0001602	OAS C0872 AP	OPERATIONS & POLICY ANALYST 3	30	PF	1	1.00	24	2	7320	SAL	-	-	175,680	-	175,680
										OPE	-	-	101,848	-	101,848
0001622	OAS C1163 AP	ECONOMIST 3	30	PF	1	1.00	24	7	9288	SAL	-	-	178,330	44,582	222,912
										OPE	-	-	93,861	23,465	117,326
0001641	MMS X7324 AP	GRANTS LOANS AND PROGRAMS MANA	33X	PF	1	1.00	24	11	13625	SAL	42,510	-	251,790	32,700	327,000
										OPE	19,687	-	116,605	15,144	151,436
0001688	OAS C1117 AP	RESEARCH ANALYST 3	26	PF	1	1.00	24	4	6657	SAL	-	-	159,768	-	159,768
										OPE	-	-	96,633	-	96,633
0002002	OAS C1117 AP	RESEARCH ANALYST 3	26	PF	1	1.00	24	9	8446	SAL	202,704	-	-	-	202,704
										OPE	110,703	-	-	-	110,703
0002003	OAS C1117 AP	RESEARCH ANALYST 3	26	PF	1	1.00	24	7	7681	SAL	184,344	-	-	-	184,344
										OPE	104,686	-	-	-	104,686
2500090	OAS C1163 AP	ECONOMIST 3	30	PF	1	1.00	24	7	9288	SAL	222,912	-	-	-	222,912
										OPE	117,326	-	-	-	117,326
Total Salary											652,470	-	1,507,024	103,730	2,263,224
Total OPE											352,402	-	820,176	56,131	1,228,709
Total Personal Services					**11**	**11.00**					**1,004,872**	**-**	**2,327,200**	**159,861**	**3,491,933**

PIC100 - Position Budget Report **Public Affairs**

2027-29 Biennium **Cross Reference Number: 91400-070-12-00-00000**

Budget Preparation **Agency Request Budget**

Position Number	Classification	Classification Name	Sal Rng	Pos Type	Pos Cnt	FTE	Mos	Step	Rate	SAL/ OPE	Salary/OPE GF	LF	OF	FF	AF
0000805	MESN Z7083 AF	BUSINESS OPERATIONS MANAGER 3	35X	PF	1	1.00	24	11	14972	SAL	-	-	305,429	53,899	359,328
										OPE	-	-	137,725	24,304	162,029
0000833	OAS C0866 AP	PUBLIC AFFAIRS SPECIALIST 3	31	PF	1	1.00	24	5	8863	SAL	-	-	180,805	31,907	212,712
										OPE	-	-	96,885	17,097	113,982
0000905	OAS C0865 AP	PUBLIC AFFAIRS SPECIALIST 2	29	PF	1	1.00	24	11	10718	SAL	-	-	205,786	51,446	257,232
										OPE	-	-	102,858	25,714	128,572
0000934	OAS C0872 AP	OPERATIONS & POLICY ANALYST 3	30	PF	1	1.00	24	8	9747	SAL	-	-	187,142	46,786	233,928
										OPE	-	-	96,748	24,187	120,935
0000961	OAS C0872 AP	OPERATIONS & POLICY ANALYST 3	30	PF	1	1.00	24	8	9747	SAL	-	-	233,928	-	233,928
										OPE	-	-	120,935	-	120,935
0001004	MMN X0873 AP	OPERATIONS & POLICY ANALYST 4	32	PF	1	1.00	24	3	9229	SAL	-	-	221,496	-	221,496
										OPE	-	-	116,861	-	116,861
0001566	OAS C0119 AP	EXECUTIVE SUPPORT SPECIALIST 2	20	PF	1	1.00	24	11	6968	SAL	-	-	167,232	-	167,232
										OPE	-	-	99,079	-	99,079
0001595	OAS C0872 AP	OPERATIONS & POLICY ANALYST 3	30	PF	1	1.00	24	8	9747	SAL	-	-	187,142	46,786	233,928
										OPE	-	-	96,748	24,187	120,935
0001635	OAS C0865 AP	PUBLIC AFFAIRS SPECIALIST 2	29	PF	1	1.00	24	6	8446	SAL	-	-	162,163	40,541	202,704
										OPE	-	-	88,562	22,141	110,703
0001687	MMS X7314 AP	GOVERNMENT AFFAIRS MANAGER 2	33X	PF	1	1.00	24	11	13625	SAL	42,510	-	251,790	32,700	327,000
										OPE	19,687	-	116,605	15,144	151,436
0001714	MMS X7664 AP	COMMUNICATIONS MANAGER 2	33X	PF	1	1.00	24	10	12968	SAL	40,460	-	239,649	31,123	311,232
										OPE	19,015	-	112,626	14,627	146,268
0001715	OAS C0865 AP	PUBLIC AFFAIRS SPECIALIST 2	29	PF	1	1.00	24	6	8446	SAL	202,704	-	-	-	202,704
										OPE	110,703	-	-	-	110,703
0001716	OAS C0871 AP	OPERATIONS & POLICY ANALYST 2	27	PF	1	1.00	24	3	6657	SAL	159,768	-	-	-	159,768
										OPE	96,633	-	-	-	96,633
0001785	OAS C0108 AP	ADMINISTRATIVE SPECIALIST 2	20	PF	1	1.00	24	8	6070	SAL	-	-	145,680	-	145,680
										OPE	-	-	92,017	-	92,017
0001786	OAS C0866 AP	PUBLIC AFFAIRS SPECIALIST 3	31	PF	1	1.00	24	11	11775	SAL	141,300	-	141,300	-	282,600
										OPE	68,443	-	68,443	-	136,886
0001787	OAS C0866 AP	PUBLIC AFFAIRS SPECIALIST 3	31	PF	1	1.00	24	11	11775	SAL	141,300	-	141,300	-	282,600

PIC100 - Position Budget Report ***Public Affairs***

2027-29 Biennium **Cross Reference Number: 91400-070-12-00-00000**

Budget Preparation **Agency Request Budget**

Position Number	Classification	Classification Name	Sal Rng	Pos Type	Pos Cnt	FTE	Mos	Step	Rate	SAL/ OPE	Salary/OPE GF	LF	OF	FF	AF
										OPE	68,443	-	68,443	-	136,886
0001789	OAS C0872 AP	OPERATIONS & POLICY ANALYST 3	30	PF	1	1.00	24	10	10731	SAL	128,772	-	128,772	-	257,544
										OPE	64,337	-	64,337	-	128,674
0001804	OAS C0865 AP	PUBLIC AFFAIRS SPECIALIST 2	29	PF	1	1.00	24	11	10718	SAL	-	-	205,786	51,446	257,232
										OPE	-	-	102,858	25,714	128,572
0002022	OAS C0865 AP	PUBLIC AFFAIRS SPECIALIST 2	29	PF	1	1.00	24	5	8061	SAL	193,464	-	-	-	193,464
										OPE	107,675	-	-	-	107,675
0002028	OAS C0865 AP	PUBLIC AFFAIRS SPECIALIST 2	29	PF	1	1.00	24	6	8446	SAL	-	-	162,163	40,541	202,704
										OPE	-	-	88,562	22,141	110,703
0002079	MMN X0873 AP	OPERATIONS & POLICY ANALYST 4	32	PF	1	1.00	24	9	12342	SAL	38,507	-	228,080	29,621	296,208
										OPE	18,375	-	108,836	14,135	141,346
0010009	OAS C0866 AP	PUBLIC AFFAIRS SPECIALIST 3	31	PF	1	1.00	24	11	11775	SAL	-	-	226,080	56,520	282,600
										OPE	-	-	109,508	27,377	136,885
0010031	MMS X7664 AP	COMMUNICATIONS MANAGER 2	33X	PF	1	1.00	24	9	12342	SAL	-	-	236,966	59,242	296,208
										OPE	-	-	113,076	28,269	141,345
Total Salary											1,088,785	-	3,958,689	572,558	5,620,032
Total OPE											573,311	-	2,001,712	285,037	2,860,060
Total Personal Services					**23**	**23.00**					**1,662,096**	**-**	**5,960,401**	**857,595**	**8,480,092**

PIC100 - Position Budget Report ***Debt Management***

2027-29 Biennium **Cross Reference Number: 91400-080-06-00-00000**

Budget Preparation **Agency Request Budget**

Position Number	Classification	Classification Name	Sal Rng	Pos Type	Pos Cnt	FTE	Mos	Step	Rate	SAL/ OPE	Salary/OPE				
											GF	LF	OF	FF	AF
0000853	OAS C1245 AP	FISCAL ANALYST 3	30	PF	1	1.00	24	11	11266	SAL	-	-	270,384	-	270,384
										OPE	-	-	132,882	-	132,882
0000884	OAS C1002 AP	LOAN SPECIALIST 2	27	PF	1	1.00	24	11	9733	SAL	-	-	233,592	-	233,592
										OPE	-	-	120,825	-	120,825
0000930	MMS X7074 AP	BUDGET AND FISCAL MANAGER 2	33X	PF	1	1.00	24	11	13625	SAL	-	-	327,000	-	327,000
										OPE	-	-	151,435	-	151,435
0000966	OAS C1244 AP	FISCAL ANALYST 2	27	PF	1	1.00	24	11	9733	SAL	-	-	233,592	-	233,592
										OPE	-	-	120,825	-	120,825
0001586	MMN X1245 AP	FISCAL ANALYST 3	30	PF	1	1.00	24	10	11754	SAL	-	-	282,096	-	282,096
										OPE	-	-	136,719	-	136,719
0001607	OAS C1245 AP	FISCAL ANALYST 3	30	PF	1	1.00	24	11	11266	SAL	-	-	270,384	-	270,384
										OPE	-	-	132,882	-	132,882
0001690	MMN X0873 AP	OPERATIONS & POLICY ANALYST 4	32	PF	1	1.00	24	9	12342	SAL	-	-	296,208	-	296,208
										OPE	-	-	141,345	-	141,345
0001940	OAS C1245 AP	FISCAL ANALYST 3	30	PF	1	1.00	24	5	8446	SAL	-	-	202,704	-	202,704
										OPE	-	-	110,703	-	110,703
0009015	OAS C0108 AP	ADMINISTRATIVE SPECIALIST 2	20	PF	1	1.00	24	11	6968	SAL	-	-	167,232	-	167,232
										OPE	-	-	99,079	-	99,079
Total Salary											-	-	2,283,192	-	2,283,192
Total OPE											-	-	1,146,695	-	1,146,695
Total Personal Services					**9**	**9.00**					**-**	**-**	**3,429,887**	**-**	**3,429,887**

Position Number	Auth No	Workday Id	Classification	Classification Name	Sal Rng	Pos Type	Mos	Step	Rate	Salary	OPE	Total	Pos Cnt	FTE
2900021	1452204		OAS C0862 A P	PROGRAM ANALYST 3	29	PF	12	5	8,061	96,732	53,838	150,570	1	0.50
				General Funds						**0**	**0**	**0**		
				Lottery Funds						**0**	**0**	**0**		
				Other Funds						**96,732**	**53,838**	**150,570**		
				Federal Funds						**0**	**0**	**0**		
				Total Funds						**96,732**	**53,838**	**150,570**	**1**	**0.50**

Position Number	Auth No	Workday Id	Classification	Classification Name	Sal Rng	Pos Type	Mos	Step	Rate	Salary	OPE	Total	Pos Cnt	FTE
2900022	1452205		OAS C0862 A P	PROGRAM ANALYST 3	29	PF	24	5	8,061	193,464	107,675	301,139	1	1.00
				General Funds						**0**	**0**	**0**		
				Lottery Funds						**0**	**0**	**0**		
				Other Funds						**193,464**	**107,675**	**301,139**		
				Federal Funds						**0**	**0**	**0**		
				Total Funds						**193,464**	**107,675**	**301,139**	**1**	**1.00**

Position Number	Auth No	Workday Id	Classification	Classification Name	Sal Rng	Pos Type	Mos	Step	Rate	Salary	OPE	Total	Pos Cnt	FTE
2900023	1453753		OAS C1003 A P	LOAN SPECIALIST 3	30	PF	21	5	8,446	177,366	96,865	274,231	1	0.88
				General Funds						**0**	**0**	**0**		
				Lottery Funds						**0**	**0**	**0**		
				Other Funds						**177,366**	**96,865**	**274,231**		
				Federal Funds						**0**	**0**	**0**		
				Total Funds						**177,366**	**96,865**	**274,231**	**1**	**0.88**

2027-29 Biennium **Cross Reference Number: 91400-030-00-00-00000**

Current Service Level **Package Number: 4**

Position Number	Auth No	Workday Id	Classification	Classification Name	Sal Rng	Pos Type	Mos	Step	Rate	Salary	OPE	Total	Pos Cnt	FTE
2700083	1452651	184738	OAS C0862 A P	PROGRAM ANALYST 3	29	PF	24	3	7,320	0	0	0	0	0.00
2700083	1452651	184738	OAS C0862 A P	PROGRAM ANALYST 3	29	PF	24	5	8,061	193,464	107,675	301,139	1	1.00
				General Funds						**0**	**0**	**0**		
				Lottery Funds						**0**	**0**	**0**		
				Other Funds						**193,464**	**107,675**	**301,139**		
				Federal Funds						**0**	**0**	**0**		
				Total Funds						**193,464**	**107,675**	**301,139**	**1**	**1.00**

Position Number	Auth No	Workday Id	Classification	Classification Name	Sal Rng	Pos Type	Mos	Step	Rate	Salary	OPE	Total	Pos Cnt	FTE
1780	1402659	124642	MMS X7323 A P	GRANTS LOANS AND PROGRAMS	35X	LF		11	14,972	0	0	0	0	0.00
1783	1402660	124643	OAS C0108 A P	ADMINISTRATIVE SPECIALIST 2	20	LF		8	6,070	0	0	0	0	0.00
1842	1402941	131833	OAS C0862 A P	PROGRAM ANALYST 3	29	LF		11	10,718	0	0	0	0	0.00
1870	1410871	143605	OAS C0862 A P	PROGRAM ANALYST 3	29	LF		5	8,061	0	0	0	0	0.00
2900001	1452184		MMN X0873 A P	OPERATIONS & POLICY ANALYST 4	32	LF	24	5	10,172	0	0	0	0	0.00
2900001	1452184		OAS C1487 I P	INFORMATION SYSTEMS SPECIAL	31	LF	24	5	9,152	219,648	116,256	335,904	1	1.00
2900002	1452185		OAS C0861 A P	PROGRAM ANALYST 2	27	LF	24	5	7,320	175,680	101,848	277,528	1	1.00
2900003	1452186		OAS C1244 A P	FISCAL ANALYST 2	27	LF	24	4	6,982	167,568	99,189	266,757	1	1.00
2900004	1452187		OAS C5247 A P	COMPLIANCE SPECIALIST 2	25	LF	24	10	8,446	202,704	110,703	313,407	1	1.00
2900005	1452188		OAS C0119 A P	EXECUTIVE SUPPORT SPECIALIST	20	LF	24	11	6,968	167,232	99,079	266,311	1	1.00
2900006	1452189		OAS C0862 A P	PROGRAM ANALYST 3	29	LF	24	8	9,288	222,912	117,326	340,238	1	1.00
2900007	1452190		MMN X0863 A P	PROGRAM ANALYST 4	31	LF	24	9	11,756	282,144	136,736	418,880	1	1.00
2900008	1452191		OAS C0862 A P	PROGRAM ANALYST 3	29	LF	24	10	10,221	245,304	124,663	369,967	1	1.00
2900009	1452192		MMN X0863 A P	PROGRAM ANALYST 4	31	LF	24	10	12,332	295,968	141,266	437,234	1	1.00
2900009	1452192		OAS C0119 A P	EXECUTIVE SUPPORT SPECIALIST	20	LF	24	11	6,968	0	0	0	0	0.00
2900010	1452193		OAS C0861 A P	PROGRAM ANALYST 2	27	LF	24	11	9,733	233,592	120,825	354,417	1	1.00
2900011	1452194		OAS C0861 A P	PROGRAM ANALYST 2	27	LF	24	9	8,863	212,712	113,982	326,694	1	1.00
2900012	1452195		OAS C0863 A P	PROGRAM ANALYST 4	31	LF	24	11	11,775	282,600	136,885	419,485	1	1.00
2900013	1452196		OAS C3268 A P	CONSTRUCTION PROJECT MANAG	30	LF	24	11	11,266	270,384	132,882	403,266	1	1.00
2900014	1452197		OAS C0862 A P	PROGRAM ANALYST 3	29	LF	24	6	8,446	202,704	110,703	313,407	1	1.00
2900015	1452198		OAS C0872 A P	OPERATIONS & POLICY ANALYST 3	30	LF	24	11	11,266	270,384	132,882	403,266	1	1.00
2900016	1452199		OAS C8504 A P	NATURAL RESOURCE SPECIALIST	30	LF	24	11	11,266	270,384	132,882	403,266	1	1.00
2900017	1452200		OAS C1003 A P	LOAN SPECIALIST 3	30	LF	24	5	8,446	202,704	110,703	313,407	1	1.00
2900018	1452201		OAS C0860 A P	PROGRAM ANALYST 1	23	LF	24	8	6,982	167,568	99,189	266,757	1	1.00
2900019	1452202		OAS C0866 A P	PUBLIC AFFAIRS SPECIALIST 3	31	LF	24	11	11,775	282,600	136,885	419,485	1	1.00
2900020	1452203		OAS C0871 A P	OPERATIONS & POLICY ANALYST 2	27	LF	24	4	6,982	167,568	99,189	266,757	1	1.00
				General Funds						**395,328**	**218,104**	**613,432**		
				Lottery Funds						**0**	**0**	**0**		
				Other Funds						**0**	**0**	**0**		
				Federal Funds						**4,147,032**	**2,155,969**	**6,303,001**		
				Total Funds						**4,542,360**	**2,374,073**	**6,916,433**	**20**	**20.00**

2027-29 Biennium **Cross Reference Number: 91400-070-00-00-00000**

Current Service Level **Package Number: 4**

Position Number	Auth No	Workday Id	Classification	Classification Name	Sal Rng	Pos Type	Mos	Step	Rate	Salary	OPE	Total	Pos Cnt	FTE
1805	1409123	141462	OAS C1117 A P	RESEARCH ANALYST 3	26	PF	0	5	6,982	-167,568	-99,189	-266,757	-1	-1.00
2004	1435733	158163	OAS C1162 A P	ECONOMIST 2	27	PP	0	5	7,320	-87,840	-50,924	-138,764	-1	-0.50
				General Funds						**-109,624**	**-63,819**	**-173,442**		
				Lottery Funds						**0**	**0**	**0**		
				Other Funds						**-129,027**	**-76,376**	**-205,403**		
				Federal Funds						**-16,757**	**-9,919**	**-26,676**		
				Total Funds						**-255,408**	**-150,114**	**-405,521**	**-2**	**-1.50**