



State of Oregon
B-11-DC-41-0001
PART I—NARRATIVE REQUIREMENTS
December 31, 2022

State	OREGON
Reporting Period FY	2022
Grant Number	B-11-DC-41-0001
Data as of:	December 31, 2022
1. Financial Status	
A: Total Funds	
(1) Allocation	\$13,152,575
(2) Program Income	\$20,493.14
B: Amount Obligated to Recipients	\$12,717,934.68 (see note)
C: Amount Drawn Down	\$13,152,575 (IDIS 1.17.2023)
D: Amount for State Administration	\$363,051.50
E: Technical Assistance	\$131,525.75
F: Section 108 Loan Guarantees	N/A

2. National Objectives	
A: Period Specified for Benefit (Fiscal Year to	2009 to 2011
B: Amount used to:	
(1) Benefit Low/Moderate Income Persons	\$12,388,686.68
(2) Prevent/Eliminate Slums/Blight	\$0
(3) Meet Urgent Needs	\$0
(4) Acquisition/Rehab Noncountable	\$0
(5) Local Administration	\$329,298
(6) Unobligated Previous Years Funds	\$0
(7) Unobligated Recaptured Grant Repayments	\$0
Total	\$12,717,964.68 (see note below)

NOTE:

Part I-Narrative Requirements total obligated to recipients - The total of \$12,717,934.68 obligated to recipients includes \$12,657,997.83 of FY2011 funds and \$20,493.14 of 2011 program income and \$39,443.71 of recaptured grant repayment. The program income is shown under item 1 – Financial Status (A)(2) Program Income.

PR28 Report total obligated to recipients – The \$13,152,574.40 total obligated to recipients on the PR28 the obligation of \$12,657,997.83 of FY2011 funds and the set aside for technical assistance (line 15) of \$131,525.07 state administration (line 12) of \$363,051.50. The total obligated in the PR28 does not include the state's 2011 program income of \$20,493.14 (shown on lines 3 and 5), and is generated automatically by the PR28 report, even though (lines 38 and 40) the PR28 report shows the \$20,493.14 in program income was redistributed. The total obligated also does not include the state's 2011 recapture grant repayment that has been logged into LA account within IDIS for \$39,443.71.

PR57 Report total obligated to recipients – The \$12,657,997.75 on the PR57 is only the FY2011 program funds that were obligated. It does not include the \$ \$39,443.71 of recapture grant repayment that has been re-obligated (tracked within IDIS LA account) and does not include: 1) the 2011 program income receipted and re-disbursed by the state of \$20,493.14; and 2) the set aside for state administration of \$363,051.50. This total is automatically generated by IDIS.

There were no changes to activities identified in the PY 2011 PER. PY2011 is currently in the process within HUD for Grant Year Closeout

State of Oregon

B-11-DC-41-0001

PART II—NARRATIVE REQUIREMENTS

December 31, 2022

Describe the Resources Made Available

In 2011 IFA had \$23,861,495.67 in available CDBG resources to award to units of general local government. Table I below illustrates the information more clearly but a quick summary is provided below:

- 1) FY2011 annual grant (amount available for projects) \$12,657,997.75
- 2) FY2010 and prior year recaptured funds \$11,148,438.65
- 3) FY2011 and prior year program income \$55,059.27

Describe the Investment of Available Resources

Table I below illustrates the investment of \$12,348,153 of CDBG funds more clearly.

NOTE: The percent obligated for public works in last year's report was reported as 50% when it was actually 44.94%. Table I and the data below has been revised to reflect 44.94% obligated for public works.

The state obligated its Program Year 2011 funds for activities in accordance, as much as possible, with the targets set in the *2011 Annual Action Plan for the Oregon Consolidated Plan*. The state exceeded the annual allocation funding targets in the following categories:

- Public Works: Target was 45% and during 2011 the state obligated 44.94%.
- Community Facilities: Target was 25% and during 2011 the state obligated 27.33%.
- Economic Development: Target was 5% and during 2011 the state obligated 6.08%.

The state did not exceed the annual allocation funding targets in the following categories:

- Microenterprise Assistance: Target was 3% and during 2011 the state obligated 2.21%.
- Housing Rehabilitation: Target was 22% and during 2011 the state obligated 19.44%.

As of December 31, 2011, \$6,932,653.79 of the 2011 Program Year funds were obligated. Between December 31 and present an additional \$5,725,343.96 was obligated for a total of \$12,657,997.75. All 2011 funds have been obligated to projects or administrative activities.

Table I

	2011 ANNUAL ALLOCATION AND TARGETS		2011 ALLOCATION ACTUAL FUNDING	2011 AND PRIOR YEAR PROGRAM INCOME	2010 UNOBLIGATED AND PRIOR YEAR RECAPTURED FUNDS	TOTAL OBLIGATED IN 2011 AND ASSOCIATED PERCENTAGE	
CATEGORY	AMOUNT	%	AMOUNT	AMOUNT	AMOUNT	AMOUNT	%
Economic Development	\$632,899.89	5%	\$750,000	\$0	\$0	\$750,000	6.08%
Microenterprise Assistance	\$379,739.93	3%	\$273,500	\$0	\$0	\$273,500	2.21%
Public Works	\$5,696,098.99	45%	\$3,509,153.79	\$55,059.27	\$2,040,499.21	\$5,549,653	44.94%
Public/Community Facilities	\$3,164,449.44	25%	\$0	\$0	\$3,375,000	\$3,375,000	27.33%
Housing Rehabilitation	\$2,784,759.51	22%	\$2,400,000	\$0	\$0	\$2,400,000	19.44%
Total	\$12,657,997.75	100%					
Total Obligated in for PY 2011			\$6,932,653.79 (See note below— \$8,582,930.79)	\$55,059.27 (See note below)	\$5,415,499.21	\$12,348,153	100%
Unobligated Funds at end of PY 2011			\$4,075,066.96	\$0	\$5,732,939.44		

Note: By completion of PY 2011 (January 1–December 31) \$6,932,653.79 was obligated. In accordance with the 2011 MOD, as of February 29, 2012, IFA obligated an additional \$200,000 to C10004 (Vale) and re-assigned \$1,450,277 to P07019 (Adrian) for a total obligated of \$8,582,930.79.

Note: All 2010 and prior program income and re-paid recaptured funds have been distributed appropriately, according to the 2010 PER review requirements. The \$55,059.27 (09-\$21,387.59, 10-\$13,178.54 and 11-\$20,493.14) was disbursed on a cash draw for the Riddle (P10006) project before funds were drawn from the US Treasury for additional cash draws

The Families and Persons Assisted (including the racial and ethnic status of persons assisted)

Table II below illustrates the proposed beneficiaries with the CDBG awards made during program year 2011. The proposed race and ethnic status of the persons to be assisted was obtained from the specific CDBG applications received by IFA for funding consideration.

Table II

Project #	Grantee	Project	# housing units	Total Persons	Total LMI Persons	White – not Hispanic	Hispanic	American Indian/ Alaskan native	Black, not Hispanic	Asian/ Native Hawaiian & Pacific Islander	Two or more Races
P08021	Chiloquin	Grant Increase – Wastewater Construction		720	526	307	0	371	0	0 0	42
C10008	Yamhill County	Grant Increase – Head Start		170	170	60	100	3	3	3 0	1
C11003	Veneta	Food Bank/Senior Center		2,937	2,937	2,496	189	8	33	91 35	85
C11004	Benton County	Library		2,798	1,438	2,532	177	15	4	20 10	40
P11005	North Powder	Water Design/Construction		489	314	457	15	10	3	2 1	1
P11006	Westfir	Water Master Plan		276	190	271	3	2	0	0 0	0
P11007	Mt. Angel	Wastewater Facilities Plan		3,121	2,069	2,107	869	41	7	10 2	85
E11008	Pendleton	Economic Development Revolving Loan Fund		35	19	24	4	2	1	1 0	3
M11009	Independence	Microenterprise Assistance		36	19	32	0	2	0	1 0	1
M11010	Lyons	Microenterprise Assistance		38	20	37	0	1	0	0 0	0
H11011	Jackson County	Housing Rehabilitation	30	60	60	52	3	5	0	0 0	0
H110012	Wallowa County	Housing Rehabilitation	41	80	80	74	2	0	0	0 0	4
H11013	Morrow County	Housing Rehabilitation	19	38	38	25	3	1	0	0 0	9
P11014	Seneca	Wastewater Facilities Plan		199	109	199	0	0	0	0 0	0
M11015	Lincoln County	Microenterprise Assistance		30	25	25	0	1	1	1 0	2
M11016	Union County	Microenterprise Assistance		28	15	28	0	0	0	0 0	0
H11017	Vale	Housing Rehabilitation	20	60	60	48	12	0	0	0 0	0
H11018	St. Helens	Housing Rehabilitation	30	90	90	72	9	3	0	6 0	0
H11019	Monmouth	Housing Rehabilitation	23	54	54	40	14	0	0	0 0	0
P11020	Stanfield	Water Construction		2,626	1,643	883	981	156	4	3 0	599
P11021	Richland	Wastewater Design/Construction		156	103	152	0	3	0	1 0	0

P11022	Carlton	Water Master Plan		1,514	789	1,332	52	45	12	25 5	43
P11023	Huntington	Wastewater Facilities Plan		515	275	493	10	7	3	0 0	2
TOTALS			163	16,070	11,043	11,746	2,443	676	71	164 53	917

Activities to Address Homelessness, Chronic Homelessness and Persons with Special Needs

There were no CDBG projects awarded in PY 2011 or with FY2011 funds for these purposes.

Actions Taken To Affirmatively Further Fair Housing, A Summary of Impediments and Actions Taken To Overcome the Effects of Impediments

Three state agencies administer programs that serve to further fair housing for Oregon's people. As result the Analysis of Impediments to Fair Housing Choice was a joint effort between the state agencies and the actions taken to overcome the impediments were also divided amongst the state agencies. For a complete description of the impediments found in the 2011–2015 Analysis of Impediments to Fair Housing Choice, the 2011–2015 Fair Housing Action Plan and a summary of all the state agency actions to overcome the identified impediments, please refer to the more detailed analysis included in the 2011 Consolidated Annual Performance Evaluation Report (CAPER). This CDBG Performance Evaluation Report (PER) narrative summarizes the actions taken by the IFA to address/overcome specific impediments.

Business Oregon, which administers Community Development Block Grant funds for the state's non-metropolitan cities and counties, educates its recipients about their fair housing responsibilities in several ways including: 1) presentations at workshops, 2) an updated comprehensive Grant Management Handbook, 3) provision of informational handouts, posters, brochures and individual technical assistance, as needed or requested, 4) sending recipients notices of workshops or conferences which address fair housing issues and 5) completed a new 2011-2015 statewide Analysis of Impediments to Fair Housing Choice and Fair Housing Action Plan which are made available to recipients to identify, plan for and remove impediments to fair housing choice.

During 2011 the following occurred:

- a. The 2011 Grant Management Handbook (GMH) was updated and provided to all grant recipients in February 2011. This updated handbook contains accurate contact information and forms for processing fair housing complaints. The 2011 handbook includes additional requirements, references and information regarding:
 1. Additional Fair Housing Requirements and Activities.
 - i. Within 6 months prior to the first draw for non-construction funds, the grant recipient must not only publish the required fair housing resolution, they also must disseminate fair housing posters and brochures at City Hall, the County Courthouse, etc.; and
 - ii. Every grant recipient must undertake an additional fair housing activity for each grant they receive. The 2011 GMH contains a more detailed list of acceptable fair housing activities. The list of acceptable activities to affirmatively furthering fair housing was updated to that there are no paper compliance or meaningless action activities contained in the list.
 - a. One exception to this requirement was provided within the 2011 GMH. If a grant recipient has received more than one grant per program year, the

grant recipient need only conduct one additional fair housing activity for both grants.

2. New Limited English Proficiency Plan Requirements.

- i. Starting in 2012 each grant recipient must prepare and submit a Limited English Proficiency Plan prior to the first draw for non-construction funds.
 - ii. The 2011 GMH was updated to include the Limited English Proficiency Plan requirements and other informational resources.
- b. The state continues to convey fair housing information via the CDBG 'listserve' which was started in 2007. This listserve disseminates information to all interested persons and grant recipients.
- c. IFA staff participated in the new Interagency Council on Homelessness and Hunger that was formed as a direct result of House Bill 2073. This council will play a key role in reviewing and implementing policy initiatives that will effectively move Oregon forward in reducing the problem of hunger and homelessness.
- d. In 2011 IFA continued the new requirement added to the *2010 Method of Distribution*, requiring the submission of reasonable accommodation policies when becoming a certified sub-grantee in the *2011 Method of Distribution*.

During 2011 Business Oregon entered into new contracts with: 1) the Fair Housing Council of Oregon (FHCO); and 2) the Greater Eastern Oregon Development Corporation (GEODC) to assist the department in affirmatively further fair housing. Below is a brief description of the activities to be completed under each contract:

Fair Housing Council of Oregon (FHCO): The contract with the Fair Housing Council of Oregon was for \$55,000 and covers July 1, 2011 to December 31, 2012. The scope of work includes sixteen tasks. Below is a list of the tasks and the progress made at completing each task by December 31, 2011:

1. Organization meeting with IFA and assignment of FHCO of staff to project.
2. Conduct 4 mass media outreach activities.
Progress—On November 7, 2011, the FHCO conducted a radio interview with the La Pantera (KWBY) in Woodburn, OR.
3. Development of a methodology to measure results of education and outreach activities.
Progress—Preliminary draft of the methodology was submitted to IFA for review on January 24, 2012.
4. Develop a strategic statewide communication plan to increase knowledge of fair housing laws in non-entitlement areas of Oregon.
5. Obtain fair housing brochures for consumers, submit brochures for translation into Spanish.
Progress—Task has been completed.
6. Develop two new outreach brochures for statewide distribution.
Progress—The FHCO is developing two new brochures: 1) Fair Housing for Students; and Fair Housing for Real Estate Professionals.

7. Distribute 9,500 fair housing brochures to housing consumers, providers, government agency staff and the general public.
Progress—A total of 519 brochures have been distributed.
8. Distribute 3,000 fair housing newsletters to expand knowledge, awareness and support of fair housing laws, enforcement avenues and protections for citizens of the state.
Progress—A total of 1,594 newsletters were distributed.
9. Develop curriculum/training materials, and agenda for fair housing workshops. Curriculum will include explanation of common discriminatory actions seen in the rental markets. Specifically overcoming denial of reasonable accommodations and discrimination against Section 8 voucher holders.
10. Conduct at least 6 fair housing workshops targeted to housing consumers, housing providers, social service providers and advocates. Workshops will include train the trainer for new partners described in task #11. Distribute 1,500 fair housing resource material packets to expand knowledge, awareness and support for fair housing laws.
Progress—Four workshops have been held: August 22, 2011, Corvallis; August 25, 2011, La Grande; September 12, 2011, Jackson County; October 25, 2011, Salem.
Progress—A total of 177 resource material packets have been distributed.
11. Identification of partners to expand fair housing resources at the local level to increase capacity to perform education and outreach.
Progress—GEODC attended the Corvallis, La Grande and Salem workshops.
12. Develop a strategy for outreach to Oregon Department of Land and Conservation (DLCD).
13. Plan and hold 4 meetings to include representatives of FHCO, IFA, OHCS and DLCD to review land use laws within the non-entitlement areas of Oregon to identify and attempt to overcome any impediments to fair housing choice created by these laws.
14. Plan and hold 4 meetings to include representatives of Statewide Fair Housing Collaborative to review the state's Fair Housing Action Plan and progress on achieving goals of the plan.
15. Plan and hold 4 meetings to include representatives of the FHCO, IFA and OHCS to review FHCO's progress on the tasks under this contract.
16. Screen at least 375 clients from Oregon's non-entitlement jurisdictions with inquiries (calls/walk-ins/e-mails) and evaluate for fair housing issues and jurisdiction.
Progress—A total of 439 calls have been received from non-entitlement communities throughout the state.

Greater Eastern Oregon Development Corporation (GEODC)

The Greater Eastern Oregon Development Corporation contract is for \$20,000 and covers July 1, 2011, to June 30, 2012. Below is a description of the approved scope of work and a description of the progress made at completing each task by December 31, 2011.

The scope of work includes providing training to all types of requesters, to promote equal access to housing. The primary training presentations is on the basics of fair housing with

an introduction and overview of federal, state and local fair housing laws. As the Eastern Oregon Fair Housing Representative, GEODC will attend meetings upon request to participate in discussion concerning fair housing and will field all calls in the region relating to fair housing matters. GEODC will provide technical assistance on fair housing matters, but also may refer matters to the Fair Housing Council of Oregon or Business Oregon that should receive a more in-depth response.

Business Oregon would like to help build more local capacity across the state with regards to understanding and sharing fair housing issues. The contract with GEODC is the state's first attempt at meeting the lack of capacity that is shared in rural Oregon. Business Oregon is actively searching for other organizations in other regions of the state that could take the work GEODC has done and replicate it elsewhere. Business Oregon believes that education and training is a very basic tool to affirmatively furthering fair housing across the state and by training other organizations to provide this assistance more work can be accomplished in a much more efficient way.

Progress—GEODC attended the La Grande, Pendleton and Corvallis FHCO workshops and met with FHCO staff numerous times. GEODC conducted Fair Housing Workshops for Umatilla County on November 17, 2011, and Morrow County. GEODC also distributed Fair Housing information via GEODC newsletters, the Southwest Regional Alliance and at the Morrow County Commissioners meeting.

Fair Housing Collaborative—Business Oregon continues to participate in this collaborative. In 2005, OHCS, Business Oregon, BOLI, FHCO and other private and other public sector participants formed a fair housing collaborative to address statewide fair housing issues and were a large part of the successful completion and development of the 2011-2015 Analysis of Impediments to Fair Housing Choice and Fair Housing Action Plan. This collaborative was meeting monthly during the development of these documents, and then quarterly thereafter to work on fair housing issues.

In 2011, the Fair Housing Collaborative meetings were increased to a monthly basis to assist in the development of the new 2011–2015 Analysis of Impediments to Fair Housing Choice and Fair Housing Action Plan.

Business Oregon continues to work closely with all of our CDBG recipients to ensure that each of their jurisdictions recognize their responsibilities in this area and know where the resources are to answer questions and provide necessary brochures, posters and presentations. Regional coordinators remain in contact with each recipient through the course of the CDBG-funded project and are able to assist them when necessary.

Local fair housing efforts of state recipients using 2011 funds include but are not limited to: publicizing fair housing laws, participating in local fair housing events, displaying posters, distributing brochures and being a participating sponsor of the Fair Housing Council of Oregon display and training sessions.

The **Oregon Housing and Community Services Department (OHCS)** is active in the promotion of fair housing. They operate many programs, including HOME. Owners of projects assisted by OHCS are required to develop marketing plans that include outreach activities targeted to minorities and other protected classes. The first component of the fair housing planning process is to review impediments to fair housing choice in the public and private sectors.

The **Bureau of Labor and Industries Civil Rights Division (BOLI)** is responsible for investigation and resolution of fair housing complaints are handled in Oregon. BOLI processes all cases involving alleged discrimination based on race/color, religion, sex, physical or mental handicap, marital status and national origin. The agency does not investigate situations involving discrimination based on family status but does assist individuals to file complaints with HUD.

Actions Taken to Remove Barriers to Affordable Housing

In addition to the activities described above, CDBG funds are used to extend publicly-owned infrastructure to new affordable low- and moderate-income housing, which assists in addressing the obstacle of funding for owner occupied single family housing. CDBG funds also are used by low- and moderate-income homeowners to rehabilitate the homes they occupy.

CDBG funds were used to foster affordable housing by funding supportive public infrastructure for housing projects. CDBG funds, through the housing rehab program, support maintenance of affordable housing that is owned and occupied by a low- and moderate-income homeowner.

Other Actions Indicated in the Strategic Plan and the Action Plan and Including A Comparison of the Proposed Versus Actual Outcomes For Each Outcome Measure Submitted With the Consolidated Plan and Explain, If Applicable, Why Progress Was Not Made Toward Meeting Goals and Objectives.

Table III below, summarizes the outcomes and performance measure requirements and the states progress towards meeting each requirement, by project type. This section of the 2011 PER conforms to the outcome and performance measure requirements identified in the 2011-2015 Consolidated Plan. In summary 16,070 Oregonians will benefit from the activities funded under the CDBG program in 2011 of which 11,043 (68.9%) will be low and moderate income. An abbreviated summary of the states achievements are:

- The state met or exceeded the annual goals for Economic Development; Public Works; SL1 Community Facilities; SL3 Community Facilities; Housing Rehabilitation; and Community Capacity Technical Assistance.
- The state did not meet the goals for Microenterprise Assistance; and, DH1 Community Facilities.
- The state has one more year to meet the goal for Public Works Off-Site Infrastructure projects.
- The economic development grant will create 35 jobs.

- 132 microenterprises will be assisted.
- 9 water and wastewater systems were funded.
- 3 community facility projects were funded.
- 163 housing units will be rehabilitated.
- The CDBG program leveraged \$3,621,500 in matching funds.
- Three CDBG 1% assisted conferences were conducted where 610 persons benefitted.

Refer to the table below for details.

Table III

**Program Year 2011 award data and accrued data from January 1, 2011 through December 31, 2011
December 31, 2011(Fourth Quarter)**

Program Year 2011 Data				OUTCOMES				
Outcome / Objective	Funding Category	Performance Indicators [See note #2 below]	Actual Number Funded in 2011	Total Number Funded by 12-31-15	Short Term Annual Goal	Actual Number Funded in 2011	Long Term Goal by 12-31-2015	Actual Number Funded by 12-31-15
EO3	Economic Development	Jobs Created/Retained	35		Fund 1 project per year	1	Fund 5 projects	1
		Total LMI Jobs created/Retained	19					
		Funds Leveraged	\$0					
EO3	Microenterprise Assistance	Total Microenterprises Assisted	132		Fund 5 projects per year	4	Fund 25 projects	4
		Total LMI Microenterprises Assisted	79					
		Funds Leveraged	\$0					
SL3	Public Works – Water/Wastewater and Downtown Revitalization	Number Systems Assisted	9		Fund 5 systems per year	9	Assist 25 systems	9
		Total Persons Assisted	9,616					
		Total LMI Persons Assisted	6,018					
		Funds Leveraged	\$1,650,000					
DH3	Publicly Owned Off-Site Infrastructure	Total Housing Units Assisted	0		Fund 1 project every other year	State has one more year to achieve this goal.	Fund 2.5 projects	0
		Total LMI Housing Units Assisted	0					
		Funds Leveraged	\$0					
SL1	Public/Community Facilities (fire stations, libraries, senior centers, food banks, family	Total Facilities Assisted	2		Fund 1 project per year	2	Assist 5 facilities	2
		Total Persons Assisted	5,735					
		Total LMI Persons Assisted	4,375					
		Funds Leveraged	\$1,393,000					

	resource centers, community centers)							
SL3	Public/Community Facilities (drug and alcohol treatment, head starts, mental health, health clinics, shelters/workshops for persons with disabilities)	Total Facilities Assisted	1		Fund 1 project every other year	1	Assist 2.5 facilities	1
		Total Persons Assisted	170					
		Total LMI Persons Assisted	170					
		Funds Leveraged	\$0					
DH1	Public/Community Facilities (domestic violence shelters, emergency/homeless shelters, transitional housing)	Total Number of Beds Created	0		Fund 1 project per year	0	Assist 5 facilities	0
		Funds Leveraged	\$0					
DH3	Housing Rehabilitation	Total Number of Units rehabbed	163		Fund 6 projects per year	6	Fund 30 projects	6
		Funds Leveraged	\$578,500					
SL1	Public Services	Total Persons Assisted	0		Fund 3 projects per year	N/A-This category was not offered in 2011	Fund 15 projects	0
		Total LMI Persons Assisted	0					
		Funds Leveraged	\$0					
SL3	Emergency Projects	The Department does not anticipate future disasters but will ensure that is a bona fide disaster occurs in the future the projects will meet the CDBG program requirements and will be reported accordingly.						
N/A	Community Capacity/Technical Assistance	Number of Training Events Held	3		Fund 3 per year	4	15 training events funded	4
		Number of Attendee's	610					

Describe the Use of CDBG Funds During the Program Year and Assess the Relationship of That Use to the Priorities and Specific Objectives Identified Within the Plan With Special Attention to the Highest Priority Activities That Were Identified

This section of PER expands upon the prior section above and needs to be reviewed in its entirety.

CDBG activities have had a substantial impact on identified needs are the public works activities and community facility activities which were identified as high priority projects in the 2011-2015 Consolidated Plan. Fifty percent (50%) of the CDBG funds awarded in 2011 were for public works projects that will benefit 9,616 persons and twenty-seven percent (27%) of the CDBG funds awarded in 2011 were for public/community facility projects that will benefit 5,905 persons. Refer to Table's I, III and IV for more details.

The indicators for CDBG need are identified by the type and number of applications received for funding in 2011. Based upon the number of applications received public works and housing rehabilitation are of the highest need. Oregon funded 9 public works projects and 6 housing rehabilitation projects.

The CDBG five-year program goals/outcomes and the identified targets for funding are on track (Refer to Table III).

NOTE: The percent obligated for public works in last year's report was reported as 50% when it was actually 44.94%. Table I and the data below has been revised to reflect 44.94% obligated for public works.

The state obligated its Program Year 2011 funds for activities in accordance, as much as possible, with the targets set in the *2011 Annual Action Plan for the Oregon Consolidated Plan*.

The state exceeded the annual allocation funding targets in the following categories:

- Public Works: Target was 45% and during 2011 the state obligated 44.94%.
- Community Facilities: Target was 25% and during 2011 the state obligated 27.33%.
- Economic Development: Target was 5% and during 2011 the state obligated 6.08%.

The state did not exceed the annual allocation funding targets in the following categories:

- Microenterprise Assistance: Target was 3% and during 2011 the state obligated 2.21%.
- Housing Rehabilitation: Target was 22% and during 2011 the state obligated 19.44%.

The barrier that resulted in a negative impact to the program is not something that can be remedied by IFA. Cities and counties were reluctant to apply for funds for a project due to

the fact they were unable to secure additional project funds due to the economy. In addition, cities are hesitant to apply for public works projects if it will require a monthly user rate increase. Some communities due to budget cuts had to cut staff and have lost the capacity to administer CDBG grants at the local level.

Specify the Nature of and Reasons for any Changes in Program Objectives and Indicate How the State Would Change Its Programs As A Result of Its Experiences

IFA made a few adjustments to the CDBG strategies for 2012 to streamline application processing and make modifications to the program to protect grant recipients from high-risk projects such as economic development. A summary of the changes is included below:

- 1) The Economic Development Revolving Loan Fund category was eliminated.
- 2) The Economic Development Microenterprise Grant category was eliminated.
- 3) The quarterly competitive application process was modified to a first come first served application process, where awards will be made on a quarterly basis. Applications will only be competitively scored if the requested amount of the applications exceeds the available funding source per funding category, in a given quarter.
- 4) Overall, the program in 2011 met the state needs therefore only minor changes were considered to the program for 2012.

Evaluate the Extent to Which the Program Benefitted Low- And Moderate-Income Persons and Include the Number of Extremely Low-Income, and Moderate-Income Persons Served By Each Activity Where Information on Income by Family Size Is Required to Determine Eligibility of the Activity

For the selected benefit period (2009-2010-2011), 99.97% of the state's CDBG funds were obligated to activities benefiting low- and moderate-income persons. Of the funds obligated under the state's 2011 program, 100% of the project funds benefit low- and moderate-income persons.

The 2011 unobligated recaptured grant repayments were not included in the calculation for overall program benefit to low- and moderate-income persons.

Of the CDBG awards made during the 2011 program year, the projects are proposed to benefit 16,070 persons of which 11,043 or 68.9% will be low and moderate income. Refer to Table III above and Table IV below for details.

Table IV

Funding Category	Very Low Income	Low Income	Moderate Income and below	Total Benefitted Persons	% LMI
Economic Development	Not collected	Not collected	19	35	54.2%
Miroenterprise Assistance	Not collected	Not collected	79	132	59.8%
Public Works	Not collected	Not collected	6,018	9,616	62.6%
Community Facilities	Not collected	Not collected	4,545	5,905	76.9%
Housing Rehabilitation	Not collected	Not collected	382	382	100%
Total	N/A	N/A	11,043	16,070	68.9%

Evaluate Progress toward Meeting The Goals of Providing Affordable Housing CDBG Funds, Including the Number and Types Of Households Served

During 2011 IFA funded housing rehabilitation projects that are proposed to benefit 163 households, of which 382 persons will benefit and 100% will be low and moderate income.

A Summary of Any Comments Concerning the Program That Have Been Received From Citizens

Public comments regarding the 2011 PER reports were added to the document after the conclusion of the public comment period and before submission to HUD in 2012.

A Summary of Activities and Results from Technical Assistance Funding

The state's 2011 program included the use of CDBG funds for the technical assistance allowed by Section 811 of the Housing and Community Development Act of 1992. As of December 31, 2022, all of the 1% funds from the 2011 allocation had been fully obligated.

Table III summarizes the CDBG 1% Technical Assistance awards that were made in Program Year 2011 for conference/workshop sponsorship, for local government capacity building associated with CDBG projects. The information below describes all the activities that were funded and the results from that activity.

- **Northwest Community Development Institute.** A grant was provided to the Northwest Community Development Institute for 2011 training and scholarships. This effort helps to train rural community development professionals in Oregon, Idaho and Washington. A total of 53 persons benefitted from this training event.
- **Northwest Economic Development Sponsorship ad Course.** A grant was provided to the Washington State Community Trade and Economic Development Department for 2011 training scholarships. The scholarships are offered to rural Oregon community representatives who attend this training. A total of 57 persons benefitted from this training event.
- **Rural Development Initiatives.** A grant was provided to Rural Development Initiatives for 2011 training and scholarships. This training helps to train rural Oregon community development professionals, community development practices. A total of 500 persons benefitted from this training event.
- **201 Oregon Brownfields Conference and Awards Scholarship Fund.** A small amount of technical assistance funds was used to help support the 2012 annual brownfields conference. People attend the meeting from many communities, particularly from rural areas. The conference offers useful information for communities trying to clean up contaminated sites to accommodate community development. This training event will be held in 2012, and the total number of persons to benefit from the training will be reported in the 2012 PER.
- **Greater Eastern Oregon Development Corporation.** For years IFA has contracted with the Fair Housing Council of Oregon (FHCO) to provide education and outreach throughout the state, but it is difficult for the FHCO to efficiently cover the entire state. The FHCO has agreed to train the staff at Greater Eastern Oregon Development Corporation (GEODC) to enable them to become the fair housing representative in eastern Oregon. Contracting with the GEODC will enable help further fair housing and overcome existing impediments to fair housing in a more streamlined manner. A more detailed description of the results of this funding is described above in the section entitled *"actions taken to affirmatively further fair housing, a summary of impediments, and actions taken to overcome the effects of impediments"*
- **Fair Housing Council of Oregon.** IFA entered a contract with the Fair Housing Council of Oregon (FHCO) to promote equal access to housing by providing fair housing education, outreach, technical assistance and enforcement opportunities related to federal laws and related Oregon laws. A more detailed description of the results of this funding is described above

in the section entitled *“actions taken to affirmatively further fair housing, a summary of impediments, and actions taken to overcome the effects of impediments”*

- **Oregon Rural Housing Services.** A grant was provided to Oregon Rural Housing Services to update the outdated housing rehabilitation manual for CDBG housing rehabilitation grantees. This manual will be utilized by all housing rehabilitation grantees to assist them in running a CDBG compliant housing rehabilitation program.
- **Northwest Community Development Institute.** A grant was provided to the Northwest Community Development Institute for 2015 training and scholarships. This effort helps to train rural community development professionals in Oregon, Idaho and Washington. A total of 45 persons benefitted from this training event and this ACCOMPLISHMENT IS REPORTED IN THE 2015 PER.
- **Northwest Economic Development Sponsorship ad Course.** A grant was provided to the Washington State Community Trade and Economic Development Department for 2015 training scholarships. The scholarships are offered to rural Oregon community representatives who attend this training. A total of 54 persons benefitted from this training event and this ACCOMPLISHMENT IS REPORTED IN THE 2015 PER.
- **2014 Oregon Brownfields Conference and Awards Scholarship Fund.** A small amount of technical assistance funds was used to help support the 2014 annual brownfields conference. People attend the meeting from many communities, particularly from rural areas. The conference offers useful information for communities trying to clean up contaminated sites in order to accommodate community development. A total of 306 persons benefitted from this training event and this ACCOMPLISHMENT IS REPORTED IN THE 2015 PER.
- **Fair Housing Council of Oregon.** OBDD-IFA entered a contract with the Fair Housing Council of Oregon (FHCO) to promote equal access to housing by providing fair housing education, outreach, technical assistance and enforcement opportunities related to federal laws and related Oregon laws. A more detailed description of the results of this funding is described in the 2015 PER report section entitled *“actions taken to affirmatively further fair housing, a summary of impediments, and actions taken to overcome the effects of impediments”*

- **BBC Research & consultant** - Analysis of Impediment of Furthering Fair Housing. OBDD-IFA entered a contract with BBC Research & Consultant who will research, analyze, and write documents regarding fair housing opportunities in Oregon, including an "Analysis of Impediments to Fair Housing" and a "Fair Housing Action Plan". A more detailed description of the results of this funding is described in the 2014 PER
- **Lazar Inc** – Translation service OBDD-IFA entered into a contract with Lazar Inc. to complete translation of CDBG forms, notices and letters that will provide the Units of General Local Government (UGLG), and persons of limited English proficiency more accessibility to the program information. A more detailed description of the results of this funding is described in the 2014 PER
- **State Administration.** Starting in FY 2004, states may expend up to \$100,000 +3% of their annual allocation on state administrative costs. In 2006, the state reserved the right to use this flexibility. All CDBG 1% funds used for state administration will be matched 1:1 with funds from the department's Special Public Works Fund. During 2011 none of the CDBG 1% funds were utilized for state administration.

Civil Rights

The state is required to provide data on all applicants and beneficiaries in projects funded from each grant allocation. Information must be reported for each project activity and must indicate the number of persons benefiting by ethnicity and racial groups as defined by U.S. Census.

- **Applicant data**—The proposed applicant data is contained in Table II above.
- **Actual data**—The actual beneficiary data from FFY2011 CDBG funded projects that were administratively closed during 2011 is described and contained in Table V below.

Table V

RACE GROUP	Total from FY 2011 Grant	Total from Program Income	Combined Total
White not Hispanic	15,385		15,385
Hispanic	1,905		1,905
American Indian/Alaskan Native	409		409
Black not Hispanic	103		103
Asian and Pacific Islander	201		201
Two or more	4		4
TOTAL	18,007	0	18,007

Ethnicity/Race data is tabulated for all administratively closed or closed projects in the non-entitlement areas of the state using FY 2011 funds. One(1) projects awarded in 2011 were administratively closed during the reporting period. Creating a total of 28 projects funded with 2011 funds that are either administratively closed or closed. When additional 2011 funded projects are administratively closed, the ethnicity/race data will be reported in successive year's PERs 2011 Grant Year Activity Reports as indicated in the table above for each project and totaled for all projects funded with 2011 grant year funds.

Summary of State's Reviews of Recipient's Civil Rights Performance

The state reviews the civil rights performance of its 2011 recipients as part of its regular monitoring procedures. These include either an on-site review or an internal file/desk audit of all projects. A standardized monitoring checklist is used for this process. 2011 grant recipients monitored during the reporting period generally complied with the Civil Rights performance requirements for Community Development Block Grant recipients.

Summary of State and Recipient Actions to Use Minority- and Women-Owned Businesses In Carrying Out CDBG-Funded Activities

The state encourages grantees to make contracts awarded under CDBG grants available to minority- and women-owned businesses. Through the Grant Management Handbook and training given to recipients, the state describes the various ways that contracting opportunities can be made available to minority- and women-owned businesses. Some examples include dividing larger contracts

into smaller portions that can be bid on by smaller firms, or directly soliciting proposals or bids from lists of certified minorities- and women-owned businesses.

The Grant Management Handbook (GMH) (revised February 2011 and April 2013) provides forms that grant recipients use to collect and report their efforts to the state. The updated 2013 GMH continues to implement the new information and new requirements for housing rehabilitation and off-site affordable housing projects originally implemented in 2011. These two project types must meet the minimum acceptable outreach efforts/**standards** to minority- and women-owned businesses:

- A good faith, comprehensive and continuing endeavor:
- Supported by a statement of public policy and commitment published in the printed media of the widest local circulation.
- Supported by an office/or a key, ranking staff person with oversight responsibilities and access to the chief elected official; and
- Designed to utilize all available and appropriate public and private sector resources.

In addition to meeting the *standards* listed above, these grant recipients are encouraged to use the new **guidelines** contained in the 2013 GMH in implementing outreach programs to ensure the inclusion to the maximum extent feasible, of entities owned by minorities and women.

The state will report in future PERs, for each allocation, on the use of minority and women-owned businesses, and on Section 3 activities by its recipients. IFA's 2011 Section 3 report was submitted to HUD on March 27, 2012.

Equal Employment Opportunity Data for Business Oregon

Business Oregon maintains the employment data required by the Equal Employment Opportunity Commission (EEOC) on an EEO-4 form. The form is not included in this report but is available from the department.

IDISPR28 Financial Summary Report Adjustments

- 1) The original IDIS generated report showed \$20,493.14 of program income had been retained by recipients (line 26). However, the IFA receipted \$20,493.14 in program income returned to the state that was redistributed to units of general local government. Therefore, an adjustment was made to show the program income in line 21 of the report.
- 2) Line 59 was adjusted to show the overall low- and moderate-income benefit period of 2009-2011.

IDISPR26 CDBG Financial Summary Report Adjustments

- 1) Line 23 was adjusted to show the overall low- and moderate- income benefit period of 2009-2011.
- 2) Line 24 was adjusted to show the cumulative net expenditures subject to low- and moderate-income benefit calculation for the 3 year reporting period, based upon the PER reports for 2009-2011 in this 2019 CAPER submission.
- 3) Line 25 was adjusted to the cumulative expenditures benefitting low- and moderate-income persons for the 3 year reporting period, based upon the PER reports for 2009-2011 in this 2013 CAPER submission.

										Proposed Acc.			Actual Acc.			Ethnicity Data						
Project #	Grantee	Project Name	Stat us	Activity	Activity Amount	Program Mgmt. (PM)	Admin. (LA)	Project Total	Natl Obj	# of Unit	Total # of Person	Total # of LMI	# of Unit	Total # of Person	Total # of L/M	White, not Hispanic	Hispanic	American Indian / Alaskan Native	Black, not Hispanic	Asian / Pacific Islander	Other Multi racial	Female head of Hshld
P11014	Seneca	WWFP	AC	Public Facility	\$105,000.00	\$0.00	\$11,000.00	\$116,000.00	LM					199	106	195	2	0	2	0		
H11018	St. Helens	Housing Rehab	AC	Housing Rehab	\$305,777.00	\$64,976.00	\$24,997.00	\$395,750.00	LM				19	35	35	34	0	0	0	1		13
P11020	Stanfield	Water - Const	AC	Public Facility	\$1,677,500.00	\$0.00	\$25,000.00	\$1,702,500.00	LM					2043	1279	1231	734	70	4	3		
M11016	Union Co	Microenterprise	AC	Public Service	\$37,500.00	\$0.00	\$0.00	\$37,500.00	LM					41	29	39	2	0	0	0		
H11017	Vale	Housing Rehab	AC	Housing Rehab	\$310,000.00	\$65,000.00	\$25,000.00	\$400,000.00	LM				20	43	43	24	19	0	0	0		13
C10004 (10, 11)	Vale	Senior Center	AC	Public Facility	\$200,000.00	\$0.00	\$0.00	\$200,000.00	LM				Accomplishments reported in 2010									
P12009 (11, 12)	Wallowa	Water Imp. Project	AC	Public Facility	\$999,066.96	\$0.00	\$25,000.00	\$1,024,066.96	LM	Accomplishments reported in 2012												
H11012	Wallowa Co	Housing Rehab	AC	Housing Rehab	\$310,000.00	\$65,000.00	\$25,000.00	\$400,000.00	LM				18	38	38	38	0	0	0	0		11
M15014 (11)	Wallowa Co	Microenterprise	AC	Public service	\$45,000.00			\$45,000.00	LM					106	71	97	7		2			
P11006 (10,11)	Wesfir	WMP	AC	Public Facility	\$5,589.00	\$0.00	\$0.00	\$5,589.00	LM				Accomplishments reported in 2010									
H12004	Woodburn	Housing Rehab	AC	Housing Rehab	\$138,000.00	\$28,500.00	\$18,500.00	\$185,000.00	LM				9	19	19	8	11					8
C17006 (17, 18)	Prineville	Senior Center/Food Bank Design & Construction	AC	Public Facility	\$ 25,000		\$ -	\$ 25,000	PF	LM	Accomplishments reported in 2016											
35 Projects					\$11,861,188.83	\$467,511.00	\$317,296.00	\$12,645,995.83		0.00	2,025.00	1,135.00	140.00	18,007.00	15,345.00	15,395.00	1,905.00	409.00	103.00	201.00		70.00

PROGRAM INCOME

											Proposed Acc.			Actual Acc.			Ethnicity Data					
Project #	Grantee	Project Name	Status	Activity	Activity Amount	Program Mgmt. (PM)	Admin. (LA)	Project Total	Purpose	Natl Obj	# of Unit	Total # of Person	Total # of LMI	# of Unit	Total # of Person	Total # of L/M	White, not Hispanic	Hispanic	American Indian / Alaskan Native	Black, not Hispanic	Asian / Pacific Islander	Female head of Hshld
P10006 (09PI, 10, 10PI, 11PI)	Riddle	Wastewater Construction	AC	Public Facility	\$20,493.14	\$0.00	\$0.00	\$20,493.14	PF	LM				Accomplishments reported in 2010								
1 Project					\$20,493.14	\$0.00	\$0.00	\$20,493.14			0.00	0.00	0.00		0	0	0	0	0	0	0	0

Total to Obligate

E01018

E06026

Unobligated Reg

\$0.00

8,125.98

12,367.16

20,493.14

Recaptured Grant Repayments

											Proposed Acc.			Actual Acc.			Ethnicity Data					
Project #	Grantee	Project Name	Status	Activity	Activity Amount	Program Mgmt. (PM)	Admin. (LA)	Project Total	Purpose	Natl Obj	# of Unit	Total # of Person	Total # of LMI	# of Unit	Total # of Person	Total # of L/M	White, not Hispanic	Hispanic	American Indian / Alaskan Native	Black, not Hispanic	Asian / Pacific Islander	Female head of Hshld
P15005 (11, 11RGR, 12, 12RGR, 13, 13RGR, 15, 15RGR, 15PI)	Amity	Water Design/Const.	Ac	Public Facility	\$39,443.00			\$39,443.00	PF	LM	Accomplishments reported in 2013											
P15006 (11RGR, 13, 15, 15 RGR)	Antelope	Water Design& Construction	Ac	Public Facility	0.71			0.71			Accomplishments reported in 2015											
P13018 (10, 10RGR, 10HRC, 11, 11RGR, 12, 12RGR, 13)	Glendale	Wastewater Design and Const	T	Public Facility	\$0.00	\$0.00		\$0.00	PF	LM	Accomplishments reported in 2011											
3 Project					\$0.00	\$0.00	\$0.00	\$39,443.71			0	0	0	0	0	0	0	0	0	0	0	0

Total to obligate:

E01018

\$39,443.71

Unoblig.

\$0.00

(FY 2001 funds - but since 2001 grant is closed - we are tracking by year received)

Returned to HUD

Total 2011 unobligated

U.S. Department of Housing and Urban Development
Office of Community Planning and Development
Integrated Disbursement and Information System
State of Oregon
Performance and Evaluation Report
For Grant Year 2011
As of 01/17/2023
Grant Number B11DC410001

DATE: 01-17-23
TIME: 12:37
PAGE: 1

Part I: Financial Status

A. Sources of State CDBG Funds

1)	State Allocation	\$13,152,575.00
2)	Program Income	
3)	Program income receipted in IDIS	\$20,493.14
3 a)	Program income receipted from Section 108 Projects (for SI type)	\$0.00
4)	Adjustment to compute total program income	\$0.00
5)	Total program income (sum of lines 3 and 4)	\$20,493.14
6)	Section 108 Loan Funds	\$0.00
7)	Total State CDBG Resources (sum of lines 1,5 and 6)	\$13,173,068.14

B. State CDBG Resources by Use

8)	State Allocation	
9)	Obligated to recipients	\$13,140,572.40
10)	Adjustment to compute total obligated to recipients	\$0.00
11)	Total obligated to recipients (sum of lines 9 and 10)	\$13,140,572.40
12)	Set aside for State Administration	\$363,051.50
13)	Adjustment to compute total set aside for State Administration	\$0.00
14)	Total set aside for State Administration (sum of lines 12 and 13)	\$363,051.50
15)	Set aside for Technical Assistance	\$131,525.07
16)	Adjustment to compute total set aside for Technical Assistance	\$0.00
17)	Total set aside for Technical Assistance (sum of lines 15 and 16)	\$131,525.07
18)	State funds set aside for State Administration match	\$263,051.50

2011	State of Oregon Notes	
<i>Obligated:</i>	\$ 12,657,997.83	(PR-57)
<i>State Admin:</i>	\$ 363,051.50	
<i>TA 1% :</i>	\$ 131,525.07	
<i>TOTAL</i>	\$ 13,152,574.40	(match state allocation)

U.S. Department of Housing and Urban Development
Office of Community Planning and Development
Integrated Disbursement and Information System
State of Oregon
Performance and Evaluation Report
For Grant Year 2011
As of 01/17/2023
Grant Number B11DC410001

DATE: 01-17-23
TIME: 12:37
PAGE: 2

19)	Program Income	
20)	Returned to the state and redistributed	
20 a)	Section 108 program income expended for the Section 108 repayment	
21)	Adjustment to compute total redistributed	\$20,493.14
22)	Total redistributed (sum of lines 20 and 21)	\$20,493.14
23)	Returned to the state and not yet redistributed	\$0.00
23 a)	Section 108 program income not yet disbursed	\$0.00
24)	Adjustment to compute total not yet redistributed	\$0.00
25)	Total not yet redistributed (sum of lines 23 and 24)	\$0.00
26)	Retained by recipients	\$20,493.14
27)	Adjustment to compute total retained	-\$20,493.14
28)	Total retained (sum of lines 26 and 27)	\$0.00

C. Expenditures of State CDBG Resources

29)	Drawn for State Administration	\$363,051.50
30)	Adjustment to amount drawn for State Administration	\$0.00
31)	Total drawn for State Administration	\$363,051.50
32)	Drawn for Technical Assistance	\$131,525.07
33)	Adjustment to amount drawn for Technical Assistance	\$0.00
34)	Total drawn for Technical Assistance	\$131,525.07
35)	Drawn for Section 108 Repayments	\$0.00
36)	Adjustment to amount drawn for Section 108 Repayments	\$0.00
37)	Total drawn for Section 108 Repayments	\$0.00
38)	Drawn for all other activities	\$13,235,014.76
39)	Adjustment to amount drawn for all other activities	\$0.00
40)	Total drawn for all other activities	\$13,235,014.76

U.S. Department of Housing and Urban Development
Office of Community Planning and Development
Integrated Disbursement and Information System
State of Oregon
Performance and Evaluation Report
For Grant Year 2011
As of 01/17/2023
Grant Number B11DC410001

DATE: 01-17-23
TIME: 12:37
PAGE: 3

D. Compliance with Public Service (PS) Cap

41)	Disbursed in IDIS for PS	\$402,803.54
42)	Adjustment to compute total disbursed for PS	\$0.00
43)	Total disbursed for PS (sum of lines 41 and 42)	\$402,803.54
44)	Amount subject to PS cap	
45)	State Allocation (line 1)	\$13,152,575.00
46)	Program Income Received (line 5)	\$20,493.14
47)	Adjustment to compute total subject to PS cap	\$0.00
48)	Total subject to PS cap (sum of lines 45-47)	\$13,173,068.14
49)	Percent of funds disbursed to date for PS (line 43 / line 48)	3.06%

E. Compliance with Planning and Administration (P/A) Cap

50)	Disbursed in IDIS for P/A from all fund types - Combined	\$1,024,575.29
51)	Adjustment to compute total disbursed for P/A	\$0.00
52)	Total disbursed for P/A (sum of lines 50 and 51)	\$1,024,575.29
53)	Amount subject to Combined Expenditure P/A cap	
54)	State Allocation (line 1)	\$13,152,575.00
55)	Program Income Received (line 5)	\$20,493.14
56)	Adjustment to compute total subject to P/A cap	\$0.00
57)	Total subject to P/A cap (sum of lines 54-56)	\$13,173,068.14
58)	Percent of funds disbursed to date for P/A (line 52 / line 57) Combined Cap	7.78%
59)	Disbursed in IDIS for P/A from Annual Grant Only	\$1,022,411.29
60)	Amount subject the Annual Grant P/A cap	
61)	State Allocation	\$13,152,575.00
62)	Percent of funds disbursed to date for P/A (line 59 / line 61) Annual Grant Cap	7.77%

U.S. Department of Housing and Urban Development
Office of Community Planning and Development
Integrated Disbursement and Information System
State of Oregon
Performance and Evaluation Report
For Grant Year 2011
As of 01/17/2023
Grant Number B11DC410001

DATE: 01-17-23
TIME: 12:37
PAGE: 4

Part II: Compliance with Overall Low and Moderate Income Benefit

63) Period specified for benefit: grant years 2009 – 201164) Final PER for compliance with the overall benefit test: [Yes]

	Grant Year	2009	2010	2011	Total
65) Benefit LMI persons and households (1)		15,405,489.51	14,702,649.07	12,915,554.76	43,023,693.34
66) Benefit LMI, 108 activities		0.00	0.00	0.00	0.00
67) Benefit LMI, other adjustments		(1,002,564.01)	80,268.51	(526,868.08)	(1,449,163.58)
68) Total, Benefit LMI (sum of lines 65-67)		14,402,925.50	14,782,917.58	12,388,686.68	41,574,529.76
69) Prevent/Eliminate Slum/Blight		0.00	0.00	0.00	0.00
70) Prevent Slum/Blight, 108 activities		0.00	0.00	0.00	0.00
71) Total, Prevent Slum/Blight (sum of lines 69 and 70)		0.00	0.00	0.00	0.00
72) Meet Urgent Community Development Needs		24,812.00	0.00	0.00	24,812.00
73) Meet Urgent Needs, 108 activities		0.00	0.00	0.00	0.00
74) Total, Meet Urgent Needs (sum of lines 72 and 73)		24,812.00	0.00	0.00	24,812.00
75) Acquisition, New Construction, Rehab/Special Areas noncountable		0.00	0.00	0.00	0.00
76) Total disbursements subject to overall LMI benefit (sum of lines 68, 71, 74, and 75)		14,427,737.50	14,782,917.58	12,388,686.68	41,599,341.76
77) Low and moderate income benefit (line 68 / line 76)		1.00	1.00	1.00	1.00
78) Other Disbursements		1.00	1.00	1.00	3.00
79) State Administration		421,829.00	413,618.05	363,051.50	1,198,498.55
80) Technical Assistance		166,010.00	143,839.00	131,525.07	441,374.07
81) Local Administration		550,757.00	338,683.00	319,460.00	1,208,900.00
82) Section 108 repayments		0.00	0.00	0.00	0.00



U.S. Department of Housing and Urban Development
Office of Community Planning and Development
Integrated Disbursement and Information System
PR57 - CDBG State Timely Award of Funds

DATE: 01-17-23
TIME: 11:53
PAGE: 1

State Name: Oregon Grant Number: B11DC410001 Report Date: 01-17-23
Award Date: 07-05-11 Timeliness Date: 10-05-12
Grant Amount: \$13,152,575.00 Distribution Standard: \$12,657,997.75 Total Funded: \$12,645,995.83

IDIS Activity ID	UGLG Name	Matrix Code	Activity to prevent, prepare for, and respond to Coronavirus	Funded Amount
17179	BAKER COUNTY	05Z	No	\$37,000.54
17121	DOUGLAS COUNTY	03J	No	\$29,171.00
16299	JACKSON COUNTY	14A	No	\$318,582.00
16339	JACKSON COUNTY	14H	No	\$59,035.00
16526	LINCOLN COUNTY	05Z	No	\$45,803.00
15506	MALHEUR COUNTY	03C	No	\$227,283.00
16527	UNION COUNTY	05Z	No	\$37,500.00
17250	WALLOWA COUNTY	18C	No	\$45,000.00
16729	CARLTON	20A	No	\$100,074.00
17048	DRAIN	03J	No	\$38,000.00
17239	DRAIN	03J	No	\$2,107,891.16
15963	ECHO	20A	No	\$15,126.00
17119	GLENDALE	03J	No	\$0.00
16864	GRANTS PASS	03Z	No	\$1,500,000.00
16731	HUNTINGTON	20A	No	\$107,000.00
16297	INDEPENDENCE	05Z	No	\$87,500.00
17171	INDEPENDENCE	05Z	No	\$100,000.00
16298	LYONS	05Z	No	\$95,000.00
16537	MONMOUTH	14A	No	\$270,000.00
16538	MONMOUTH	14H	No	\$55,000.00
16869	NEWBERG	14A	No	\$310,000.00
16870	NEWBERG	14H	No	\$65,000.00
16295	PENDLETON	18A	No	\$0.00
17429	PRINEVILLE	03A	No	\$25,000.00
16727	RICHLAND	03J	No	\$1,389,600.00
16534	ST. HELENS	14A	No	\$305,777.00
16535	ST. HELENS	14H	No	\$64,976.00
16723	STANFIELD	03J	No	\$1,677,500.00
15297	VALE	03A	No	\$200,000.00
16530	VALE	14A	No	\$310,000.00
16531	VALE	14H	No	\$65,000.00
16981	WALLOWA	03J	No	\$999,066.96
16865	WOODBURN	14A	No	\$138,000.00
16866	WOODBURN	14H	No	\$28,500.00
14406	CITY OF AMITY	03J	No	\$476,000.00
17241	CITY OF AMITY	03J	No	\$94,792.84
16302	WALLOWA COUNTY	14A	No	\$310,000.00
16340	WALLOWA COUNTY	14H	No	\$65,000.00
16334	MORROW COUNTY	14A	No	\$310,000.00



U.S. Department of Housing and Urban Development
Office of Community Planning and Development
Integrated Disbursement and Information System
PR57 - CDBG State Timely Award of Funds

DATE: 01-17-23
TIME: 11:53
PAGE: 2

16341	MORROW COUNTY	14H	No	\$65,000.00
16293	CITY OF MT. ANGEL	20A	No	\$9,274.79
17018	CITY OF GATES	03J	No	\$34,657.54
16291	CITY OF WESTFIR	20A	No	\$5,589.00
16528	CITY OF SENECA	20A	No	\$105,000.00
17243	City of Antelope	03J	No	\$0.00
16294		21A	No	\$7,500.00
16296		21A	No	\$0.00
16300		21A	No	\$22,383.00
16301		19A	No	\$0.00
16332		21A	No	\$25,000.00
16335		21A	No	\$25,000.00
16529		21A	No	\$11,000.00
16533		21A	No	\$25,000.00
16536		21A	No	\$24,997.00
16539		21A	No	\$25,000.00
16726		21A	No	\$25,000.00
16728		21A	No	\$25,000.00
16730		21A	No	\$9,218.00
16732		21A	No	\$10,700.00
16867		21A	No	\$18,500.00
16871		21A	No	\$25,000.00
16982		21A	No	\$25,000.00
17120		21A	No	\$0.00
17242		21A	No	\$12,998.00

Total Funded Amount: \$12,645,995.83



State of Oregon
B-12-DC-41-0001
PART I—NARRATIVE REQUIREMENTS
December 31, 2022

State	OREGON
Reporting Period FY	2022
Grant Number	B-12-DC-41-0001
Data as of:	December 31, 2022
1. Financial Status	
A: Total Funds	
(1) Allocation	\$12,003,907.00
(2) Program Income	\$6,168.99
B: Amount Obligated to Recipients	\$11,590,464.60 (see note)
C: Amount Drawn Down	\$12,003,907.00 (IDIS 1/17/2023)
D: Amount for State Administration	\$340,078.00
E: Technical Assistance	\$120,039
F: Section 108 Loan Guarantees	N/A

2. National Objectives	
A: Period Specified for Benefit (Fiscal Year to Fiscal Year)	2012 - 2014
B: Amount used to:	
(1) Benefit Low/Moderate Income Persons	\$11,371,717.60
(2) Prevent/Eliminate Slums/Blight	\$0
(3) Meet Urgent Needs	\$0
(4) Acquisition/Rehab Noncountable	\$0
(5) Local Administration	\$218,747.00
(6) Unobligated Recaptured Funds (Not included in total)	\$0
(7) Unobligated Recaptured Grant Repayments (Not included in total)	\$0
Total	\$11,590,464.60 (see note below)

NOTE:

Part I-Narrative Requirements total obligated to recipients - The total of \$11,590,464.60 obligated to recipients includes \$11,543,789.79 of FY2012 funds and \$6,168.99 of 2012 program income and \$40,505.82 return grant recapture. The program income is shown under item 1 – Financial Status (A)(2) Program Income.

PR28 Report total obligated to recipients – The \$11,951,332.47 total obligated to recipients on the PR28 includes the FY2012 obligation of \$11,543,789.79, the set aside for technical assistance of \$120,039.43 (line 15) and the set aside for state administration (line 12) of \$340,078.00. An identified difference of \$52,574.75 would be noted and left intentionally to set off overdrawn within PY2006 by Project Canyonville with activity ID#17046. Since IDIS is putting all the funds before 2015 in an aggregate FIFO, the amount should balance at the end.

The total obligated in the PR28 does not include the state's 2012 program income of \$6,168.99 (shown on lines 3 and 5), and the \$40,505.82 Return Grant Recaptured that was redistributed under LA account information. The PI information generated automatically by the PR28 report, which shows the \$6,168.99 in program income was redistributed.

PR57 Report total obligated to recipients – The \$11,491,215.04 (comprised of \$11,543,789.79 of FY 2012 funds that is deducted by \$52,574.75) on the PR57 is the FY2012 program funds that were obligated and does not include: 1) the 2012 program income of \$6,168.99 receipted and re-disbursed by the state; 2) recaptured grant repayment, tracked within LA account for \$40,505.82; and 3) the set aside for state administration of \$340,078.00. This total is automatically generated by IDIS.

IDIS shows the following:

\$ 340,078	for state Admin
\$ 120,039	for 1% set aside
<u>\$11,543,789.79</u>	As the distribution standard available for projects on the PR57
\$12,003,906.79	Total (which is less than the annual allocation of \$12,003.907 by \$0.21)

**There were no changes to activities identified in the PY 2012 PER.
PY2012 is currently in the process with HUD for Grant Year Closeout**

State of Oregon

B-12-DC-41-0001

PART II—NARRATIVE REQUIREMENTS

December 31, 2022

Describe the Resources Made Available

In 2012 IFA had \$21,886,549.87 in available CDBG resources to award to units of general local government. Table I below illustrates the information more clearly but a quick summary is provided below:

- 1) FY2012 annual grant (amount available for projects) \$11,543,790.00
- 2) FY2011 unobligated annual grant \$4,075,066.96
- 3) FY2011 and prior year recaptured funds \$6,261,523.92
- 4) FY2012 program income \$6,168.99

Describe the Investment of Available Resources

Table I below illustrates the investment of \$10,358,418.99 of CDBG funds more clearly.

Table I below also illustrates the projected investment of an additional \$6,167,256.00 of funds associated with 9 CDBG applications received by December 31, 2012, for funding consideration. In summary the pending applications, if funded, would be funded as follows:

- 1) FY2012 annual grant \$5,266,606.96
- 2) FY2011 and prior year recaptured funds \$900,649.04

The state obligated its Program Year 2012 funds for activities in accordance, as much as possible, with the targets set in the *2012 Annual Action Plan for the Oregon Consolidated Plan*. The state exceeded the annual allocation funding targets in the following categories:

- Public Works: Target was 49% and during 2012 the state obligated 60.61%.
- Community Facilities: Target was 26% and during 2012 the state obligated 31.38%.

The state did not exceed the annual allocation funding targets in the following categories:

- Microenterprise Assistance: Target was 3% and during 2012 the state obligated 0.29%.
- Housing Rehabilitation: Target was 22% and during 2012 the state obligated 7.72%.

If the pending applications received by December 31, 2012, are awarded the projected obligations (including both the actual obligated by December 31, 2012, and the pending applications) would be:

The state exceeded the annual allocation funding targets in the following categories:

- Public Works: Target was 49% and during 2012 the state obligated 51.77%.
- Community Facilities: Target was 26% and during 2012 the state obligated 37.82%.

The state did not exceed the annual allocation funding targets in the following categories:

- Microenterprise Assistance: Target was 3% and during 2012 the state obligated 0.73%.
- Housing Rehabilitation: Target was 22% and during 2012 the state obligated 9.68%.

As of December 31, 2012, \$6,277,183.04 of the 2012 Program Year funds were obligated and the Department received applications totaling \$6,167,256 pending review. In total the projected obligation for the 2012 Program Year is \$16,525,674.99 and all the FY 2012 funds will be obligated by March 2013, in accordance with the *2012 Method of Distribution* within the 15-month Timely Distribution period.

NOTE: Attached to this report, is an addendum to the Part II Narrative Requirements, reflecting the 2012 Fourth Quarter awards made during 2013 for the applications received on December 31, 2012.

Table I

	2012 ANNUAL ALLOCATION AND TARGETS		OBLIGATED OR PENDING APPLICATION	2012 ALLOCATION ACTUAL FUNDING	2012 PROGRAM INCOME	2011 UNOBLIGATED PROGRAM FUNDS	2011 AND PRIOR YEAR UNOBLIGATED RECAPTURED FUNDS	TOTAL OBLIGATED AND ASSOCIATED PERCENTAGE		PROJECTED TOTAL OBLIGATED AND PENDING APPLICATIONS AND ASSOCIATED PERCENTAGE	
CATEGORY	AMOUNT	%		AMOUNT	AMOUNT	AMOUNT	AMOUNT	AMOUNT	%	AMOUNT	%
Microenterprise Assistance	\$346,313.70	3%	Obligated by 12-31-12	\$30,000.00	\$0	\$0	\$0	\$30,000.00	0.29%	\$120,000	0.73%
			Pending Applications to be processed by 2-28-13	\$90,000	\$0	\$0	\$0				
Public Works	\$5,656,457.10	49%	Obligated by 12-31-12	\$4,747,183.04	\$6,168.99	\$1,525,066.96	\$0	\$6,278,418.99	60.61%	\$8,555,674.99	51.77%
			Pending Applications to be processed by 2-28-13	\$1,376,606.96	\$0	\$0	\$900,649.04				
Public/Community Facilities	\$3,001,385.40	26%	Obligated by 12-31-12	\$1,500,000.00	\$0	\$1,750,000	\$0	\$3,250,000.00	31.38%	\$6,250,000	37.82%
			Pending Applications to be processed by 2-28-13	\$3,000,000.00	\$0	\$0	\$0				
Housing Rehabilitation	\$2,539,633.80	22%	Obligated by 12-31-12	\$0	\$0	\$800,000	\$0	\$800,000.00	7.72%	\$1,600,000	9.68%
			Pending Applications to be processed by 2-28-13	\$800,000.00	\$0	\$0	\$0				
Total	\$11,543,790.00	100%									
Total Obligated in 2012 by 12-31-12	\$10,358,418.99			\$6,277,183.04	\$6,168.99	\$4,075,066.96	\$0	\$10,358,418.99	100%		
Total pending Applications to be processed by 2-28-13	\$6,167,256.00			\$5,266,606.96	\$0	\$0	\$900,649.04				
Projected Total Obligated for PY2012	\$16,525,674.99									\$16,525,674.99	100%
Projected Unobligated	\$5,360,874.88			\$0	\$0	\$0	\$5,360,874.88				

Geographic Distribution and Location of Investments

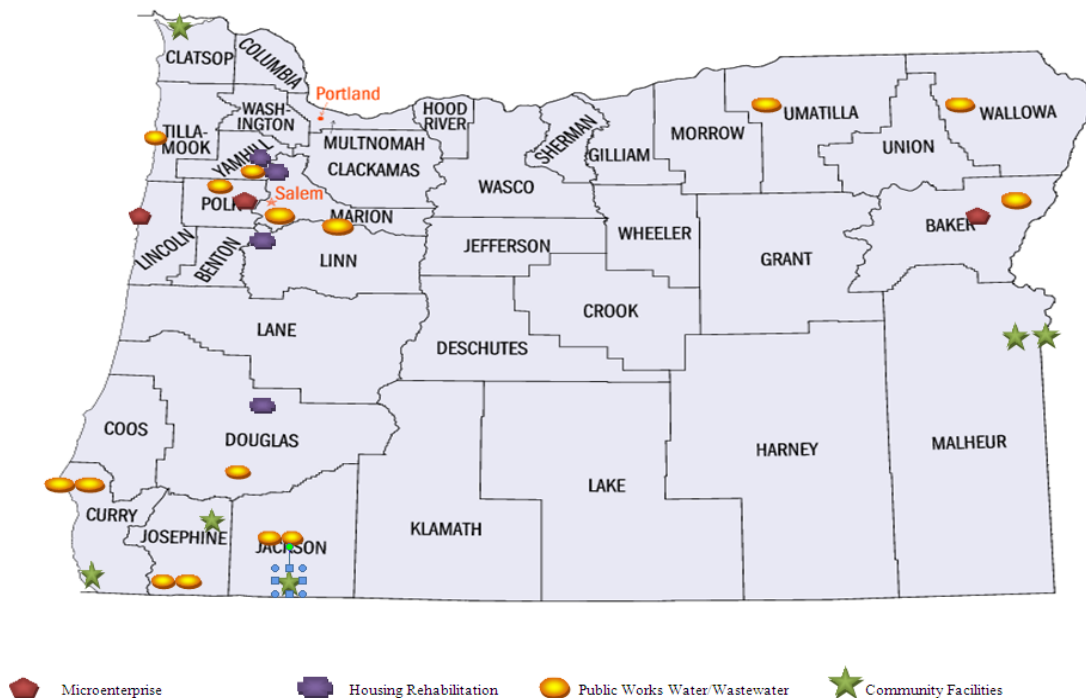
Refer to the following map for the 2012 CDBG program obligations. The state of Oregon has no control over the type and quantity of applications submitted for funding under the program or their geographic location. Awards were made as follows:

- **Microenterprise Assistance**—City of Independence
- **Public Works**—City of Echo, City of Amity, City of Wallowa, City of Port Orford (2), City of Halfway, City of Cave Junction (2), City of Gates, City of Jefferson, City of Cayonville, City of Rogue River
- **Public/Community Facilities**—Malheur County, City of Grants Pass, City of Talent
- **Housing Rehabilitation**—City of Woodburn, City of Newberg

The following map also shows the applications pending review that were received by December 31, 2012 for the CDBG program. The state of Oregon has no control over the type and quantity of applications submitted for funding under the program or their geographic location. The applications were received from the following:

- **Microenterprise Assistance**—Baker County, Lincoln County
- **Public Works**—City of Rogue River, City of Tillamook, City of Willamina
- **Public/Community Facilities**—City of Brookings, City of Astoria
- **Housing Rehabilitation**—Linn County, City of Yoncalla

2012 CDBG Accomplishments



The Families and Persons Assisted (including the racial and ethnic status of persons assisted)

Table II below illustrates the proposed beneficiaries with the CDBG awards (funds obligated by December 31, 2012) made during program year 2012. The proposed race and ethnic status of the persons to be assisted was obtained from the specific CDBG applications received by IFA for funding consideration.

Table II

Project #	Grantee	Project	# housing units	Total Persons	Total LMI Persons	White – not Hispanic	Hispanic	American Indian/ Alaskan native	Black, not Hispanic	Asian/ Native Hawaiian & Pacific Islander	Two or more Races
P10030	Echo	Grant Increase - Wastewater Design		715	399	595	52	3	1	20	62
C10016	Malheur County	Grant Increase – Domestic Violence Shelter	Not Applicable	Reported	In Prior	Year PER	Report				
H12004	Woodburn	Housing Rehabilitation	13	39	39	24	1	0	0	00	14
H12007	Newberg	Housing Rehabilitation	20	60	60	50	3	6	0	00	1
C12005	Grants Pass	Food Bank		10,830	10,830	10,169	131	303	43	9711	76
P09017	Amity	Grant Increase – Wastewater Design and Construction		1,478	811	1,171	170	21	2	101	103
P12009	Wallowa	Water Construction		890	480	838	12	16	5	10	18
P12010	Port Orford	Water Master Plan		1,133	616	1,008	49	16	7	60	47
P12011	Port Orford	Wastewater Facilities Plan		1,133	616	1,008	49	16	7	60	47
P12012	Halfway	Wastewater Facilities Plan		337	218	314	7	10	0	00	6
P12013	Cave Junction	Wastewater Facilities Plan		1,363	998	1,199	75	50	9	145	11
P12014	Cave Junction	Water Master Plan		1,800	1,294	1,489	190	69	10	1615	11
P12015	Gates	Water System Design and Construction		471	243	414	21	20	1	40	11
M12016	Independence	Microenterprise Assistance		12	9	6	3	2	0	00	1
P12017	Jefferson	Water Master Plan		3,098	1,775	2,000	596	107	18	309	338
C12018	Talent	Community Center		5,589	2,873	4,186	693	116	36	276	525
P10013	Canyonville	Grant Increase – Wastewater Design	Not Applicable	Reported	In Prior	Year PER	Report				
P09020	Rogue River	Grant Increase – Downtown Revitalization	Not Applicable	Reported	In Prior	Year PER	Report				
TOTALS			33	28,948	21,261	24,471	2,052	755	139	21347	1,271

Activities To Address Homelessness, Chronic Homelessness and Persons With Special Needs

In PY2012 CDBG funds awarded additional funds to a domestic shelter project that address special needs. The beneficiary information will be included under PY 2010 where the largest funding year for the award.

Actions Taken To Affirmatively Further Fair Housing, A Summary of Impediments and Actions Taken To Overcome the Effects of Impediments

Three state agencies administer programs that serve to further fair housing for Oregon's people. As result the Analysis of Impediments to Fair Housing Choice was a joint effort between the state agencies and the actions taken to overcome the impediments were also divided amongst the state agencies. For a complete description of the impediments found in the 2011–2015 Analysis of Impediments to Fair Housing Choice, the 2011–2015 Fair Housing Action Plan and a summary of all the state agency actions to overcome the identified impediments, please refer to the more detailed analysis included in the 2012 Consolidated Annual Performance Evaluation Report (CAPER). This CDBG Performance Evaluation Report (PER) narrative summarizes the actions taken by the IFA to address/overcome specific impediments.

Business Oregon, which administers Community Development Block Grant funds for the state's non-metropolitan cities and counties, educates its recipients about their fair housing responsibilities in several ways including: 1) presentations at workshops, 2) an updated comprehensive Grant Management Handbook, 3) provision of informational handouts, posters, brochures and individual technical assistance, as needed or requested, 4) sending recipients notices of workshops or conferences which address fair housing issues and 5) completed a new 2011-2015 statewide Analysis of Impediments to Fair Housing Choice and Fair Housing Action Plan which are made available to recipients to identify, plan for and remove impediments to fair housing choice.

The efforts of OBDD-IFA, identified below are addressing the following impediments identified in the 2011-2015 Analysis of Impediments to Fair Housing Choice:

- A(2) - Need to initiate communication with the Oregon Department of Land Use and Conservation Development (DLCD) to review land use laws in the non-entitlement areas of the Oregon to identify and attempt to overcome any impediments to fair housing choice created by these laws;
- B(1) – Lack of coordinated fair housing outreach and educational methods in the non-entitlement areas of Oregon;
- B(2) – Lack of understanding of fair housing laws and complaint system;
- B(3) - Establish a strategic communication plan to increase knowledge of fair housing laws in Oregon;

- C(1) – Refusal to allow reasonable accommodations. Enhance outreach and education activities to increase understanding of common discriminatory actions seen in the rental market;
- C(2) – Discrimination against Section 8 voucher holders;
- C(3) – Discriminatory terms and conditions in the market place. Enhance outreach and education activities to consumers to overcome the two types of discriminatory activities (refusal to allow reasonable accommodation and discrimination against Section 8 voucher holders) in the rental markets; and,
- C(4) – Discriminatory refusal to rent.

During 2012 the following occurred:

- a. The previous 2011 Grant Management Handbook (GMH) was under revision in 2012 and it is anticipated to be provided to all grant recipients in February 2013. The current 2011 and the new 2013 GMH contain accurate contact information and forms for processing fair housing complaints. The handbook includes additional requirements, references and information regarding:
 1. Additional Fair Housing Requirements and Activities.
 - i. Within 6 months prior to the first draw for non-construction funds, the grant recipient must not only publish the required fair housing resolution, they also must disseminate fair housing posters and brochures at City Hall, the County Courthouse, etc.; and
 - ii. Every grant recipient must undertake an additional fair housing activity for each grant they receive. The GMH contains a more detailed list of acceptable fair housing activities. The list of acceptable activities to affirmatively furthering fair housing was updated to that there are no paper compliance or meaningless action activities contained in the list.
 - a. One exception to this requirement was provided within the GMH. If a grant recipient has received more than one grant per program year, the grant recipient need only conduct one additional fair housing activity for both grants.
 2. New Limited English Proficiency Plan Requirements.
 - i. Starting in 2012 each grant recipient must prepare and submit a Limited English Proficiency Plan prior to the first draw for non-construction funds.
 - ii. The GMH includes the Limited English Proficiency Plan requirements and other informational resources.
- b. The state continues to convey fair housing information via the CDBG 'listserve' which was started in 2007. This listserve disseminates information to all interested persons and grant recipients.
- c. IFA staff participated in the new Interagency Council on Homelessness and Hunger that was formed as a direct result of House Bill 2073. This council will play a key role in

reviewing and implementing policy initiatives that will effectively move Oregon forward in reducing the problem of hunger and homelessness.

- d. In 2012 IFA continued the new requirement added to the *2010 Method of Distribution*, requiring the submission of reasonable accommodation policies when becoming a certified sub-grantee in the *2012 Method of Distribution*.

Existing Contracted Fair Housing Efforts that carried over into 2012

During 2011 Business Oregon entered into contracts with: 1) the Fair Housing Council of Oregon (FHCO); and 2) the Greater Eastern Oregon Development Corporation (GEODC) to assist the department in affirmatively further fair housing. Below is a brief description of the activities to be completed under each contract:

Fair Housing Council of Oregon (FHCO): The contract with the Fair Housing Council of Oregon was for \$55,000 and covers July 1, 2011 to December 31, 2012. The scope of work includes sixteen tasks. Below is a list of the tasks and the progress made at completing each task by December 31, 2012:

1. Organization meeting with IFA and assignment of FHCO of staff to project.

Progress – On-going communication under different contracts.

2. Conduct 4 mass media outreach activities.

Progress—To date 7 mass media outreach activities have been completed:

- A radio interview with the La Pantera (KWBY) in Woodburn, OR, on November 17, 2011;
- A fair housing program and discussion on cable television in Jackson and Josephine Counties;
- A Medford radio interview (KEHD) on March 8, 2012;
- A Resource Fair in Hood River with 150 attendees;
- A radio interview on KUMA radio, Am radio in Pendleton on August 20, 2012; and,
- A radio interview on Jefferson Radio/OPB Ashland on September 2012.

3. Development of a methodology to measure results of education and outreach activities.

Progress—Completed March 31, 2012.

4. Develop a strategic statewide communication plan to increase knowledge of fair housing laws in non-entitlement areas of Oregon.

Progress – Completed March 31, 2012. In addition the FHCO is currently scheduling meetings with local organizations in non-entitlement areas of the state to increase their capacity to perform outreach and education. The organizations that have been contacted so far include: St. Helens Rural Organizing Project; PICUN, farmworker advocacy in Woodburn; Siletz Tribe; Healthy Start advocacy groups statewide; National Alliance for the Mentally Ill (NAMI) chapters throughout the state; Monmouth Tenant Association; Oregon Action in Medford; Independent Living Resource centers in Medford, Roseburg and Cave Junction; and the CAUSA Latino advocacy group. Once the initial meetings are scheduled and conducted, the FHCO will set up trainings and follow-up meetings.

5. Obtain fair housing brochures for consumers, submit brochures for translation into Spanish.

Progress—Completed, prior to December 31, 2011 and revised and completed on April 16, 2012.

6. Develop two new outreach brochures for statewide distribution.

Progress—The FHCO completed two new brochures: 1) Fair Housing for Students; and Fair Housing for Real Estate Professionals.

7. Distribute 9,500 fair housing brochures to housing consumers, providers, government agency staff and the general public.

Progress—A total of 2,915 English and 100 Spanish brochures have been distributed, totaling 3,015.

8. Distribute 3,000 fair housing newsletters to expand knowledge, awareness and support of fair housing laws, enforcement avenues and protections for citizens of the state.

Progress—A total of 5,494 newsletters were distributed.

9. Develop curriculum/training materials, and agenda for fair housing workshops. Curriculum will include explanation of common discriminatory actions seen in the rental markets. Specifically overcoming denial of reasonable accommodations and discrimination against Section 8 voucher holders.

Progress –An extension was granted for this task. This work will be included in the scope of work for the 2013 contract, which is currently under development, between the FHCO and OBDD-IFA.

10. Conduct at least 6 fair housing workshops targeted to housing consumers, housing providers, social service providers and advocates. Workshops will include train the trainer for new partners described in task #11. Distribute 1,500 fair housing resource material packets to expand knowledge, awareness and support for fair housing laws.

Progress—Ten workshops have been held:

- August 22, 2011, Corvallis;
- August 25, 2011, La Grande;
- September 12, 2011, Jackson County;
- October 25, 2011, Salem;
- May 2, 2012 Tillamook and Hood River;
- June 21, 2012, St. Helens (Landlord) and St. Helens (Agencies/Jurisdictions);
- July 18, 2012, Madras, Oregon Child Development Corporation advocates; and,
- September 14, 2012, Roseburg, Neighborworks Umpqua, UCAN and HADCO.

Progress—A total of 1,192 resource material packets, in 8 different languages have been distributed.

11. Identification of partners to expand fair housing resources at the local level to increase capacity to perform education and outreach.

Progress—GEODC attended the Corvallis, La Grande and Salem workshops. This is an on-going task and the the FHCO is currently scheduling meetings with local organizations in non-entitlement areas of the state to increase their capacity to perform outreach and education. The organizations that have been contacted so far include: St. Helens Rural Organizing Project; PICUN, farmworker advocacy in Woodburn; Siletz Tribe; Healthy Start advocacy groups statewide; National Alliance for the Mentally Ill (NAMI) chapters throughout the state; Monmouth Tenant Association; Oregon Action in Medford; Independent Living Resource centers in Medford, Roseburg and Cave Junction; and the CAUSA Latino advocacy group. Once the initial meetings are scheduled and conducted, the FHCO will set up trainings and follow-up meetings.

12. Develop a strategy for outreach to Oregon Department of Land and Conservation (DLCD).

Progress – The first meeting was held on October 25, 2012 in Salem. An extension for this task was granted. This work will be included in the scope of work for the 2013 contract, which is currently under development, between the FHCO and OBDD-IFA.

13. Plan and hold 4 meetings to include representatives of FHCO, IFA, OHCS and DLCD to review land use laws within the non-entitlement areas of Oregon to identify and attempt to overcome any impediments to fair housing choice created by these laws.

Progress – An extension for this task was granted. This work will be included in the scope of work for the 2013 contract, which is currently under development, between the FHCO and OBDD-IFA.

14. Plan and hold 4 meetings to include representatives of Statewide Fair Housing Collaborative to review the state's Fair Housing Action Plan and progress on achieving goals of the plan.

Progress – An extension for this task was granted. This work will be included in the scope of work for the 2013 contract, which is currently under development, between the FHCO and OBDD-IFA.

15. Plan and hold 4 meetings to include representatives of the FHCO, IFA and OHCS to review FHCO's progress on the tasks under this contract.

Progress – Two meetings were held on October 25, 2012 and on November 15, 2012. An extension for this task was granted. This work will be included in the scope of work for the 2013 contract, which is currently under development, between the FHCO and OBDD-IFA.

16. Screen at least 375 clients from Oregon's non-entitlement jurisdictions with inquiries (calls/walk-ins/e-mails) and evaluate for fair housing issues and jurisdiction.

Progress—A total of 1,288 calls have been received from non-entitlement communities throughout the state.

Greater Eastern Oregon Development Corporation (GEODC): The Greater Eastern Oregon Development Corporation contract is for \$20,000 and covers July 1, 2011, to June 30, 2012. Below is a description of the approved scope of work and a description of the progress made at completing each task by June 30, 2012.

The scope of work includes providing training to all types of requesters, to promote equal access to housing. The primary training presentations is on the basics of fair housing with

an introduction and overview of federal, state and local fair housing laws. As the Eastern Oregon Fair Housing Representative, GEODC will attend meetings upon request to participate in discussion concerning fair housing and will field all calls in the region relating to fair housing matters. GEODC will provide technical assistance on fair housing matters, but also may refer matters to the Fair Housing Council of Oregon or Business Oregon that should receive a more in-depth response.

Business Oregon would like to help build more local capacity across the state with regards to understanding and sharing fair housing issues. The contract with GEODC is the state's first attempt at meeting the lack of capacity that is shared in rural Oregon. Business Oregon is actively searching for other organizations in other regions of the state that could take the work GEODC has done and replicate it elsewhere. Business Oregon believes that education and training is a very basic tool to affirmatively furthering fair housing across the state and by training other organizations to provide this assistance more work can be accomplished in a much more efficient way.

Progress— GEODC:

- Provided 3 trainings in Pendleton, La Grande and Wallowa with emphasis on tenant rights and landlord responsibility;
- Attended the La Grande, Pendleton and Corvallis FHCO workshops and met with FHCO staff numerous times;
- Conducted Fair Housing Workshops for Umatilla County on November 17, 2011, and Morrow County;
- Distributed Fair Housing information via GEODC newsletters, the Southwest Regional Alliance and at the Morrow County Commissioners meeting;
- Participated in a forum on housing issues in Pendleton;
- Responded to calls and e-mails on fair housing issues;
- Between the FHCO and GEODC, it is estimated, that there was a gain of an additional 500 clients based upon listserves, flyer distribution and training sessions. This gain is projected to be based upon the increased fair housing awareness through the efforts of GEODC in Eastern Oregon, under this contract.

New Contracted Fair Housing Efforts for 2012

During 2012 Business Oregon entered into new contracts with: 1) the Fair Housing Council of Oregon (FHCO); and 2) the Greater Eastern Oregon Development Corporation (GEODC) to assist the department in affirmatively further fair housing. Below is a brief description of the activities to be completed under each contract:

Fair Housing Council of Oregon (FHCO): The contract with the Fair Housing Council of Oregon was for \$8,000 and expires December 31, 2012. The scope of work included the provision of 3 fair housing workshops, which have been completed and are as follows:

- 1) Pendleton – August 20, 2012, where there were 8 attendees;
- 2) Medford – September 11, 2012, where there were 19 attendees; and,

- 3) Portland – October 2, 2012 (Includes a bus tour), where there were 28 attendees.

Greater Eastern Oregon Development Corporation (GEODC): The Greater Eastern Oregon Development Corporation contract is for \$32,000 and covers July 1, 2012, to June 30, 2014. Below is a description of the approved scope of work and the progress on activities as of December 31, 2012.

- Provide training to all interested parties to promote equal access to housing. The primary training presentation is on the basics of Fair Housing with an introduction and overview of federal, state and local fair housing laws.

Progress – Developed agenda, content, power points and handouts for the Tenant Rights and Responsibility of Landlords training in Vale on September 18, 2012.

- Provide an estimated 12-15 trainings over the period of two years.

Progress – A joint training between the FHCO and GEODC was held in Vale with 20 attendee's on September 18, 2012.

- Assist FHCO staff on additional trainings that may be presented in the 8 county region.

Progress – GEODC assisted the FHCO with the August 22, 2012 FH workshop in La Grande and the August 20, 2012 FH workshop in Pendleton.

- Attend training to further educate themselves regarding fair housing issues.

Progress – GEODC not only assisted with the FHCO with the August 22, 2012 FH workshop in La Grande and the August 20, 2012 FH workshop in Pendleton, they also participated in the training event to educate themselves on fair housing issues.

- Attend meetings upon request to participate in discussions concerning matters of fair housing.

Progress – GEODC:

- Is on the steering committee for housing issues in Pendleton;
- Has attended Morrow County Commissioners meetings;
- Has attended the Southeast Regional Alliance;
- Is working with local Educational Service Districts to develop new website;
- Is developing a flyer handout for meetings; and,
- Is developing new GEODC media and marketing materials and business cards to advertise that GEODC is the Easter Oregon Fair Housing Representative.

- Field calls from interested parties as they relate to fair housing matters.

Progress – This task is under development. GEODC is developing media and marketing materials and business cards to advertise that GEODC is the Eastern Oregon Fair Housing Representative to increase awareness of their role in fair housing issues.

- Give presentations as needed and handouts of fair housing materials to all 8 county commissions in the region and to the cities within the 8 county region.

Progress – GEODC attended a Morrow County Commission meeting.

- Create a traveling display for use at events throughout the 8 county region.

Progress – This task is under development.

- Work with FHCO to promote fair housing poster contest in the schools in the 8 county region.

Progress – This task is under development. GEODC is working with the FHCO to promote April fair housing month activities.

- Provide press releases and news articles for newspapers, newsletters and other marketing venues to raise awareness of fair housing.

Progress – GEODC has developed fair housing information for the GEODC and FHCO newsletters.

- Provide technical assistance on fair housing matters, but may refer matters to the FHCO that should receive a more in depth response.

Progress – GEODC is working with the FHCO to promote April fair housing month activities such as library/school readings, outreach to rental associations, and coordination with CAPECO.

- Schedule quarterly meetings with FHCO to report on progress and to receive fair housing updates/materials/information.

Progress – On-going.

Fair Housing Collaborative

Business Oregon continues to participate in this collaborative. In 2005, OHCS, Business Oregon, BOLI, FHCO and other private and other public sector participants formed a fair housing collaborative to address statewide fair housing issues and were a large part of the successful completion and development of the 2011-2015 Analysis of Impediments to Fair Housing Choice and Fair Housing Action Plan. This collaborative was meeting monthly during the development of these documents, and then quarterly thereafter to work on fair housing issues.

In 2012, the Fair Housing Collaborative meetings were increased to a monthly basis to assist in the development of the new 2011–2015 Analysis of Impediments to Fair Housing Choice and Fair Housing Action Plan.

Support of Local Fair Housing Efforts

Business Oregon continues to work closely with all of our CDBG recipients to ensure that each of their jurisdictions recognize their responsibilities in this area and know where the resources are to answer questions and provide necessary brochures, posters and presentations. Regional coordinators remain in contact with each recipient through the course of the CDBG-funded project and are able to assist them when necessary.

Local fair housing efforts of state recipients using 2012 funds include but are not limited to: publicizing fair housing laws, participating in local fair housing events, displaying posters, distributing brochures and being a participating sponsor of the Fair Housing Council of Oregon display and training sessions.

Actions Taken to Remove Barriers to Affordable Housing

In addition to the activities described above, CDBG funds are used to extend publicly-owned infrastructure to new affordable low- and moderate-income housing, which assists in addressing the obstacle of funding for owner occupied single family housing. CDBG funds also are used by low- and moderate-income homeowners to rehabilitate the homes they occupy.

CDBG funds were used to foster affordable housing by funding supportive public infrastructure for housing projects. CDBG funds, through the housing rehab program, support maintenance of affordable housing that is owned and occupied by a low- and moderate-income homeowner.

The **Oregon Housing and Community Services Department (OHCS)** is active in the promotion of fair housing. They operate many programs, including HOME. Owners of projects assisted by OHCS are required to develop marketing plans that include outreach activities targeted to minorities and other protected classes. The first component of the fair housing planning process is to review impediments to fair housing choice in the public and private sectors.

The **Bureau of Labor and Industries Civil Rights Division (BOLI)** is responsible for investigation and resolution of fair housing complaints are handled in Oregon. BOLI processes all cases involving alleged discrimination based on race/color, religion, sex, physical or mental handicap, marital status and national origin. The agency does not investigate situations involving discrimination based on family status but does assist individuals to file complaints with HUD.

Actions Taken to Remove Barriers to Affordable Housing

In addition to the activities described above, CDBG funds are used to extend publicly-owned infrastructure to new affordable low- and moderate-income housing, which assists in addressing the obstacle of funding for owner occupied single family housing. CDBG funds also are used by low- and moderate-income homeowners to rehabilitate the homes they occupy.

CDBG funds were used to foster affordable housing by funding supportive public infrastructure for housing projects. CDBG funds, through the housing rehab program, support maintenance of affordable housing that is owned and occupied by a low- and moderate-income homeowner.

Other Actions Indicated in the Strategic Plan and the Action Plan and Including A Comparison of the Proposed Versus Actual Outcomes For Each Outcome Measure Submitted With the Consolidated Plan and Explain, If Applicable, Why Progress Was Not Made Toward Meeting Goals and Objectives.

2012 Outcome and Performance Goal Summary: Table III, summarizes the outcomes and performance measure requirements and the states progress towards meeting each requirement, by project type. This section of the 2012 PER conforms to the outcome and performance measure requirements identified in the 2011-2015 Consolidated Plan. In summary 28,948 Oregonians will benefit from the activities funded under the CDBG program in 2012 of which 21,261 (73.45%) will be low and moderate income. An abbreviated summary of the states achievements through December 31, 2012 are:

- The state met or exceeded the annual goals for Public Works; SL1 Community Facilities; DH1 Community Facilities; and Community Capacity Technical Assistance.
- The state did not meet the goals for Microenterprise Assistance; SL3 Community Facilities; Public Works Off-Site Infrastructure; and, Housing Rehabilitation.
- 12 microenterprises will be assisted.
- 12 water and wastewater systems were funded.
- 3 community facility projects were funded.
- 33 housing units will be rehabilitated.
- The CDBG program leveraged \$886,808.00 in matching funds.

- Three CDBG 1% assisted conferences were conducted where 360 persons benefitted.
- 8 beds were created under DH1 Community Facilities.

Five Year Outcome and Performance Goal Summary: Table III also, summarizes the outcomes and performance measure requirements and the states overall progress towards meeting each requirement, during the 5 year reporting period, by project type. This section conforms to the outcome and performance measure requirements identified in the 2011-2015 Consolidated Plan. In summary 45,018 Oregonians will benefit from the activities funded under the CDBG program during the 2011-2105 reporting period of which 32,304 (71.76%) will be low and moderate income. An abbreviated summary of the states achievements through December 31, 2012 are:

- The state is exceeding the anticipated five year goals for Public Works; SL1 Community Facilities; and Community Capacity Technical Assistance.
- The state is meeting the anticipated five year goals for Economic Development and SL3 Community Facilities.
- The state is not meeting the anticipated five year goals for Microenterprise Assistance; Publicly owned off-site infrastructure; DH1 Community Facilities; and Housing Rehabilitation. However, the state has 3 more years to achieve these goals.
- 144 microenterprises will be assisted.
- 21 water and wastewater systems were funded.
- 6 community facility projects were funded.
- 196 housing units will be rehabilitated.
- The CDBG program leveraged \$4,508,308 in matching funds.
- Seven CDBG 1% assisted conferences were conducted where 970 persons benefitted.
- 8 beds were created under DH1 Community Facilities.
- 35 jobs will be created.

Refer to the Table III for details.

Table III

Program Year 2012 award (Obligated) data and accrued data from January 1, 2011 through December 31, 2012

December 31, 2012 (See note below the Table III)

Program Year 2012 Data				OUTCOMES [See note #1 below]				
Outcome/ Objective	Funding Category	Performance Indicators [See note #2 below]	Actual Number Funded in 2012	Total Number Funded by 12-31-15	Short Term Annual Goal	Actual Number Funded in 2012 and % of Annual Goal Achieved	Long Term Goal by 12-31-2015	Actual Number Funded by 12-31- 15 and % of Five Year Goal Achieved
EO3	Economic Development	Jobs Created/Retained	0	35	Fund 1 project per year, if category is offered under the program	Funding category not offered in 2012	Fund 5 projects	1 (100%)
		Total LMI Jobs created/Retained	0	19				
		Funds Leveraged	\$0	\$0				
EO3	Microenterprise Assistance	Total Microenterprises Assisted	12	144	Fund 5 projects per year	1 (20%)	Fund 25 projects	5 (20%)
		Total LMI Microenterprises Assisted	9	88				
		Funds Leveraged	\$0	\$0				
SL3	Public Works – Water/Wastewater and Downtown Revitalization	Number Systems Assisted	12	21	Fund 5 systems per year	12 (240%)	Assist 25 systems	21 (84%)
		Total Persons Assisted	12,418	22,034				
		Total LMI Persons Assisted	7,450	13,468				
		Funds Leveraged	\$484,009	\$2,134,009				
DH3	Publicly Owned Off-Site Infrastructure	Total Housing Units Assisted	0	0	Fund 1 project every other year	0 (0%)	Fund 2.5 projects	0 (0%)
		Total LMI Housing Units Assisted	0	0				
		Funds Leveraged	\$0	\$0				
SL1	Public/Community Facilities (fire stations, libraries, senior centers,	Total Facilities Assisted	2	4	Fund 1 project per year	2 (200%)	Assist 5 facilities	4 (80%)
		Total Persons Assisted	16,419	22,154				

2022 CDBG PER—Program Year 2012 Report

	food banks, family resource centers, community centers)	Total LMI Persons Assisted	13,703	18,078				
		Funds Leveraged	\$402,799	\$1,795,799				
SL3	Public/Community Facilities (drug and alcohol treatment, head starts, mental health, health clinics, shelters/workshops for persons with disabilities)	Total Facilities Assisted	0	1	Fund 1 project every other year	0 (0%)	Assist 2.5 facilities	1 (40%)
		Total Persons Assisted	0	170				
		Total LMI Persons Assisted	0	170				
		Funds Leveraged	\$0	\$0				
DH1	Public/Community Facilities (domestic violence shelters, emergency/homeless shelters, transitional housing)	Total Number of Beds Created	8	8	Fund 1 project per year	1 (100%)	Assist 5 facilities	1(20%)
		Funds Leveraged	\$0	\$0				
DH3	Housing Rehabilitation	Total Number of Units rehabbed	33	196	Fund 6 projects per year	2 (33%)	Fund 30 projects	8 (26%)
		Funds Leveraged	\$0	\$578,500				
SL1	Public Services	Total Persons Assisted	0	0	Fund 3 projects per year, if category is offered under the program.	Funding category not offered in 2012	Fund 15 projects	Does not apply. Funding category has not been offered.
		Total LMI Persons Assisted	0	0				
		Funds Leveraged	\$0	\$0				
SL3	Emergency Projects	The Department does not anticipate future disasters but will ensure that is a bona fide disaster occurs in the future the projects will meet the CDBG program requirements and will be reported accordingly.						
N/A	Community Capacity/Technical Assistance	Number of Training Events Held	3	7	Fund 3 per year	3 (100%)	15 training events funded	7 (47%)
		Number of Attendee's	360	970				

NOTE: Does not include data from pending applications received by December 31, 2012.

Describe the Use of CDBG Funds During the Program Year and Assess the Relationship of That Use to the Priorities and Specific Objectives Identified Within the Plan With Special Attention to the Highest Priority Activities That Were Identified

This section of PER expands upon the prior section above and needs to be reviewed in its entirety.

CDBG activities have had a substantial impact on identified needs are the public works activities and community facility activities which were identified as high priority projects in the 2011-2015 Consolidated Plan. Sixty percent (60.61%) of the CDBG funds awarded in 2012 were for public works projects that will benefit 12,418 persons and thirty-one (31.38%) of the CDBG funds awarded in 2012 were for public/community facility projects that will benefit 16,419 persons. Refer to Table's I, III and IV for more details.

The indicators for CDBG need are identified by the type and number of applications received for funding in 2012. Based upon the number of applications received public works and community facilities are of the highest need. Oregon funded:

- 12 public works projects and received another 3 applications pending review ; and,
- 3 community facility projects and received another 2 applications pending review.

The state obligated its Program Year 2012 funds for activities in accordance, as much as possible, with the targets set in the *2012 Annual Action Plan for the Oregon Consolidated Plan*.

The state exceeded the annual allocation funding targets in the following categories:

- Public Works: Target was 49% and during 2012 the state obligated 60.61%.
- Community Facilities: Target was 26% and during 2012 the state obligated 31.38%.

The state did not exceed the annual allocation funding targets in the following categories:

- Microenterprise Assistance: Target was 3% and during 2012 the state obligated 0.29%.
- Housing Rehabilitation: Target was 22% and during 2012 the state obligated 7.72%.

If the pending applications received by December 31, 2012 are awarded the projected obligations (including both the actual obligated by December 31, 2012 and the pending applications) would be:

The state exceeded the annual allocation funding targets in the following categories:

- Public Works: Target was 49% and during 2012 the state obligated 51.77%.
- Community Facilities: Target was 26% and during 2012 the state obligated 37.82%.

The state did not exceed the annual allocation funding targets in the following categories:

- Microenterprise Assistance: Target was 3% and during 2012 the state obligated 0.73%.
- Housing Rehabilitation: Target was 22% and during 2012 the state obligated 9.68%.

The barrier that resulted in a negative impact to the program is not something that can be remedied by IFA. Cities and counties were reluctant to apply for funds for a project due to the fact they were unable to secure additional project funds due to the economy. Some communities due to budget cuts had to cut staff and have lost the capacity to administer the complex CDBG grants at the local level. Regardless of these barriers, in 2012 the state saw an increase in demand for the CDBG program.

Specify the Nature of and Reasons for any Changes in Program Objectives and Indicate How the State Would Change Its Programs As A Result of Its Experiences

IFA made a few adjustments to the CDBG strategies for 2013. A summary of the changes are identified below:

- 1) The quarterly competitive application process which was modified to a first come first served quarterly application process in 2012 was reverted back to a quarterly competitive application process for 2013.
- 2) The Downtown Revitalization category was eliminated.
- 3) A new Housing Rehabilitation Grant Fund was implemented.
- 4) A new age and expenditure requirement for housing rehabilitation sub-grantee's was implemented.
- 5) Overall, the program in 2012 met the state needs therefore only minor changes were considered to the program for 2013.

Evaluate the Extent To Which the Program Benefitted Low- And Moderate-Income Persons and Include the Number of Extremely Low-Income, and Moderate-Income Persons Served By Each Activity Where Information on Income By Family Size Is Required to Determine Eligibility of the Activity

For the selected benefit period (2012-2013-2014), 99.80% of the state's CDBG funds were obligated to activities benefiting low- and moderate-income persons. Of the funds obligated under the state's 2012 program, 99.99% of the project funds benefit low- and moderate-income persons.

The 2012 unobligated re-paid recaptured grant funds and unobligated FY2012 funds were not included in the calculation for overall program benefit to low and moderate income persons.

Of the CDBG awards made during the 2012 program year, the projects are proposed to benefit 28,948 persons of which 21,261 or 73.45% will be low and moderate income. Refer to Table III above and Table IV below for details.

Table IV

Funding Category	Very Low Income	Low Income	Moderate Income and below	Total Benefitted Persons	% LMI
Miroenterprise Assistance	Not collected	Not collected	9	12	75%
Public Works	Not collected	Not collected	7,450	12,418	59.9%
Community Facilities	Not collected	Not collected	13,703	16,419	83.6%
Housing Rehabilitation	Not collected	Not collected	99	99	100%
Total	N/A	N/A	21,261	28,948	73.45%

Evaluate Progress Toward Meeting The Goals of Providing Affordable Housing CDBG Funds, Including the Number and Types Of Households Served

During 2012 IFA funded housing rehabilitation projects that are proposed to benefit 33 households, of which 99 persons will benefit and 100% will be low and moderate income.

A Summary of Any Comments Concerning the Program That Have Been Received From Citizens

The public comment period concluded on March 27th 2013, and OBDD-IFA received no public comment regarding the 2012 CDBG PER reports.

A Summary of Activities and Results From Technical Assistance Funding

The state's 2012 program included the use of CDBG funds for the technical assistance allowed by Section 811 of the Housing and Community Development Act of 1992. As of December 31, 2016, all of the ~~\$120,039.00~~ Technical Assistance (1%) funds from the 2012 allocation had been expended.

Table III summarizes the CDBG 1% Technical Assistance awards that were made in Program Year 2012 for conference/workshop sponsorship, for local government capacity building associated with CDBG projects. The information below describes all the activities that were funded and the results from that activity.

- **Northwest Community Development Institute.** A grant was provided to the Northwest Community Development Institute for 2012 training and scholarships.

This effort helps to train rural community development professionals in Oregon, Idaho and Washington. A total of 60 persons benefitted from this training event.

- **Northwest Economic Development Sponsorship ad Course.** A grant was provided to the Washington State Community Trade and Economic Development Department for 2012 training scholarships. The scholarships are offered to rural Oregon community representatives who attend this training. A total of 45 persons benefitted from this training event.
- **2012 Oregon Brownfields Conference and Awards Scholarship Fund.** A small amount of technical assistance funds were used to help support the 2012 annual brownfields conference. People attend the meeting from many communities, particularly from rural areas. The conference offers useful information for communities trying to clean up contaminated sites in order to accommodate community development. A total of 200 persons benefitted from this training event.
- **Greater Eastern Oregon Development Corporation.** The FHCO has agreed to train the staff at Greater Eastern Oregon Development Corporation (GEODC) to enable them to become the fair housing representative in eastern Oregon. Contracting with the GEODC will enable help further fair housing and overcome existing impediments to fair housing in a more streamlined manner. A more detailed description of the results of this funding is described above in the section entitled *"actions taken to affirmatively further fair housing, a summary of impediments, and actions taken to overcome the effects of impediments"*
- **Fair Housing Council of Oregon.** IFA entered into a contract with the Fair Housing Council of Oregon (FHCO) to provide 3 fair housing workshops, in Pendleton, Medford and Portland. A total of 55 persons benefitted from these training events. A more detailed description of the results of this funding is described above in the section entitled *"actions taken to affirmatively further fair housing, a summary of impediments, and actions taken to overcome the effects of impediments"*
- **State Administration.** Starting in FY 2004, states may expend up to \$100,000 +3% of their annual allocation on state administrative costs. In 2006, the state reserved the right to use this flexibility. All CDBG 1% funds used for state administration will be matched 1:1 with funds from the department's Special Public Works Fund. During 2012 none of the CDBG 1% funds were utilized for state administration.
- **Fair Housing Council of Oregon.** IFA entered into a contract with the Fair Housing Council of Oregon (FHCO) to complete various activities in Furthering Fair Housing as identified in the 2016-2020 Analysis of Impediment to Furthering Fair Housing that are implementable through CDBG program. Detail accomplishment of this contract will be provided within 2016 PER report.

Civil Rights

The state is required to provide data on all applicants and beneficiaries in projects funded from each grant allocation. Information must be reported for each project activity and must indicate the number of persons benefiting by ethnicity and racial groups as defined by U.S. Census.

- **Applicant data**—The proposed applicant data is contained in Table II above.
- **Actual data**—The actual beneficiary data from FFY2012 CDBG funded projects that were administratively closed during 2012 is described and contained in Table V below.

Table V

RACE GROUP	Total from Grant	Total from Program Income	Combined Total
White not Hispanic	21,397		21,397
Hispanic	2,730		2,730
American Indian/Alaskan Native	734		734
Black not Hispanic	126		126
Asian and Pacific Islander	252		252
TOTAL	25,239	0	25,239

Ethnicity/Race data is tabulated for all administratively closed or closed projects in the non-entitlement areas of the state using FY 2012 funds. Five (5) projects awarded in 2012 was administratively closed during the reporting period. Creating a total of 22 project funded with 2012 funds that are either administratively closed or closed. When 2012 funded projects are administratively closed, the ethnicity/race data will be reported in successive year's PERs 2012 Grant Year Activity Reports as indicated in the table above for each project and totaled for all projects funded with 2012 grant year funds.

Summary of State's Reviews of Recipient's Civil Rights Performance

The state reviews the civil rights performance of its 2012 recipients as part of its regular monitoring procedures. These include either an on-site review or an internal file/desk audit of all projects. A standardized monitoring checklist is used for this process. 2012 grant recipients monitored during the reporting period generally complied with the Civil Rights performance requirements for Community Development Block Grant recipients.

Summary of State and Recipient Actions to Use Minority- and Women-Owned Businesses In Carrying Out CDBG-Funded Activities

The state encourages grantees to make contracts awarded under CDBG grants available to minority- and women-owned businesses. Through the Grant Management Handbook and training given to recipients, the state describes the various ways that contracting opportunities can be made available to minority- and women-owned businesses. Some examples include dividing larger contracts into smaller portions that can be bid on by smaller firms, or directly soliciting proposals or bids from lists of certified minority- and women-owned businesses.

The current Grant Management Handbook (GMH) (revised February 2011 and April 2013) provides forms that grant recipients use to collect and report their efforts to the state. The updated 2013 GMH contains the new information and continues to implement the new requirements for housing rehabilitation and off-site affordable housing projects originally implemented in 2011. These two project types must meet the minimum acceptable outreach efforts/**standards** to minority- and women-owned businesses:

- A good faith, comprehensive and continuing endeavor;
- Supported by a statement of public policy and commitment published in the printed media of the widest local circulation;
- Supported by an office/or a key, ranking staff person with oversight responsibilities and access to the chief elected official; and
- Designed to utilize all available and appropriate public and private sector resources.

In addition to meeting the *standards* listed above, these grant recipients are encouraged to use the new **guidelines** contained in the GMH in implementing outreach programs to ensure the inclusion to the maximum extent feasible, of entities owned by minorities and women.

The state will report in future PERs, for each allocation, on the use of minority and women-owned businesses, and on Section 3 activities by its recipients. IFA's 2012 Section 3 Report was submitted to HUD on March 28th, 2013.

Equal Employment Opportunity Data for Business Oregon

Business Oregon maintains the employment data required by the Equal Employment Opportunity Commission (EEOC) on an EEO-4 form. The form is not included in this report but is available from the department.

IDISPR28 Financial Summary Report Adjustments

- 1) The original IDIS generated report showed \$6,168.99 of program income had been retained by recipients (line 26). However, the IFA receipted \$6,168.99 in program income returned to the state that was redistributed to units of general local

government. Therefore an adjustment was made to show the program income in line 21 of the report.

- 2) Line 59 was adjusted to show the overall low- and moderate-income benefit period of 2012-2014.

IDISPR26 CDBG Financial Summary Report Adjustments

- 1) Line 23 was adjusted to show the overall low- and moderate- income benefit period of 2012-2014.
- 2) Line 24 was adjusted to show the cumulative net expenditures subject to low and moderate income benefit calculation for the 3 year reporting period, based upon the PER reports for 2012 and 2013 in this 2013 CAPER submission.
- 3) Line 25 was adjusted to the cumulative expenditures benefitting low and moderate income persons for the 3 year reporting period, based upon the PER reports for 2012 and 2013 in this 2013 CAPER submission.

ADDENDUM

State of Oregon

B-12-DC-41-0001

PART II—NARRATIVE REQUIREMENTS

December 31, 2016

This addendum updates the FY 2012 Part II Narrative Requirements, by showing the actual 2012 fourth quarter awards made during 2013 for the 2012 applications received by December 31, 2012.

Describe the Investment of Available Resources

Amended table I below illustrates the investment of \$14,997,418.99 of CDBG funds more clearly, but in summary IFA obligated:

- 1) FY2012 annual grant \$10,916,183.04
- 2) FY 2011 unobligated annual grant \$4,075,066.96
- 3) FY2011 and prior year recaptured funds \$0
- 4) FY2011 and prior year program income \$6,168.99

After the fourth quarter awards, the state obligated its Program Year 2012 funds for activities in accordance, as much as possible, with the targets set in the *2012 Annual Action Plan for the Oregon Consolidated Plan*. The state exceeded the annual allocation funding targets in the following categories:

- Public Works: Target was 49% and during 2012 the state obligated 56.86%.
- Community Facilities: Target was 26% and during 2012 the state obligated 31.67%.

The state did not exceed the annual allocation funding targets in the following categories:

- Microenterprise Assistance: Target was 3% and during 2012 the state obligated 0.80%.
- Housing Rehabilitation: Target was 22% and during 2012 the state obligated 10.67%.

As of March 1, 2013, \$10,916,183.04 of the 2012 Program Year funds were obligated. The remaining unobligated 2012 Program Year funds of \$627,606.96 were obligated in 2013, in accordance with the *2012 Method of Distribution* within the 15-month Timely Distribution period.

Table I - ADDENDUM

	2012 ANNUAL ALLOCATION AND TARGETS		OBLIGATED BY 12-31-12 OR BY 4 TH QUARTER ENDING 2-28-13	2012 ALLOCATION ACTUAL FUNDING	2012 PROGRAM INCOME	2011 UNOBLIGATED PROGRAM FUNDS	2011 AND PRIOR YEAR UNOBLIGATED RECAPTURED FUNDS	TOTAL OBLIGATED BY 12-31-12 AND ASSOCIATED PERCENTAGE		PROJECTED TOTAL OBLIGATED BY 2-28-13 (4 TH QUARTER) AND ASSOCIATED PERCENTAGE	
CATEGORY	AMOUNT	%		AMOUNT	AMOUNT	AMOUNT	AMOUNT	AMOUNT	%	AMOUNT	%
Microenterprise Assistance	\$346,313.70	3%	Obligated by 12-31-12	\$30,000.00	\$0	\$0	\$0	\$30,000.00	0.29%	\$120,000	0.80%
			Obligated by 4 th quarter ending 2-28-13	\$90,000	\$0	\$0	\$0				
Public Works	\$5,656,457.10	49%	Obligated by 12-31-12	\$4,747,183.04	\$6,168.99	\$1,525,066.96	\$0	\$6,278,418.99	60.61%	\$8,527,418.99	56.86%
			Obligated by 4 th quarter ending 2-28-13	\$2,249,000.00	\$0	\$0	\$0				
Public/Community Facilities	\$3,001,385.40	26%	Obligated by 12-31-12	\$1,500,000.00	\$0	\$1,750,000	\$0	\$3,250,000.00	31.38%	\$4,750,000	31.67%
			Obligated by 4 th quarter ending 2-28-13	\$1,500,000.00	\$0	\$0	\$0				
Housing Rehabilitation	\$2,539,633.80	22%	Obligated by 12-31-12	\$0	\$0	\$800,000	\$0	\$800,000.00	7.72%	\$1,600,000	10.67%
			Obligated by 4 th quarter ending 2-28-13	\$800,000.00	\$0	\$0	\$0				
Total	\$11,543,790.00	100%									
Total Obligated in 2012 by 12-31-12	\$10,358,418.99			\$6,277,183.04	\$6,168.99	\$4,075,066.96	\$0	\$10,358,418.99	100%		
Obligated by 4 th quarter ending 2-28-13	\$4,639,000.00			\$4,639,000.00	\$0	\$0	\$0				
Total Obligated for PY2012	\$14,997,418.99									\$14,997,418.99	100%
Unobligated	\$6,889,130.88			\$627,606.96	\$0	\$0	\$6,261,523.92				

										Proposed Acc.			Actual Acc.			Ethnicity Data					
Project #	Grantee	Project Name	Status	Activity	Activity Amount	Program Mgmt. (PM)	Admin. (LA)	Project Total	Natl Obj	# of Unit	Total # of Person	Total # of LMI	# of Unit	Total # of Person	Total # of L/M	White, not Hispanic	Hispanic	American Indian / Alaskan Native	Black, not Hispanic	Asian / Pacific Islander	Female HH
P15005 (11, 11RGR, 12, 12RGR, 13, 13RGR, 15, 15RGR, 15PI)	Amity	Water Design/Const.	ac	Public Facility	\$400,000.00			\$400,000.00	LM	Accomplishments reported in 2013											
C12022	Astoria	Senior Center	AC	Public Facility	\$1,690,903.00	\$0.00	\$24,977.00	\$1,715,880.00	LM					588	588	577	1	10			
M12023	Baker County	Microenterprise	AC	Public Service	\$40,000.00	\$0.00	\$0.00	\$40,000.00	LM					40	29	37	0	2	0	1	
P10013 (09, 12, 12PI)	Canyonville	Wastewater Design	AC	Public Facility	\$7,771.00	\$0.00	\$0.00	\$7,771.00	LM				Accomplishments reported in 2009.								
P13003 (05,06,06RGR,07,12)	Canyonville	Wastewater Con.	AC	Public Facility	\$349,756.75	\$0.00	\$25,000.00	\$374,756.75	LM	Accomplishments reported in 2007											
P12013	Cave Junction	WWFP	AC	Public Facility	\$90,500.00	\$0.00	\$9,000.00	\$99,500.00	LM					1363	988	1210	75	50	9	19	
P12014	Cave Junction	WMP	AC	Public Facility	\$85,500.00	\$0.00	\$8,500.00	\$94,000.00	LM					1800	1294	1601	89	69	10	31	
P12020	City of Tillamook	Wastewater Design/Construction	AC	Public Facility	\$1,956,469.00	\$0.00	\$25,000.00	\$1,981,469.00	LM		4,897	3,217		4,871	3042	3800	909	56	16	90	
P12015 (11, 12, 13)	Gates	Water Design/Const.	AC	Public Facility	\$1,617,240.00	\$0.00	\$25,000.00	\$1,642,240.00	LM		471	243		469	242	427	19	19	1	3	
P13018 (10, 10RGR, 10HRC, 11, 11RGR, 12, 12RGR, 13)	Glendale	Wastewater Design and Const	T	Public Facility	\$0.00	\$0.00	\$0.00	\$0.00	LM	Accomplishments reported in 2011											
P12012	Halfway	WWFP - Update	AC	Public Facility	\$37,560.00	\$0.00	\$4,300.00	\$41,860.00	LM					288	186	270	10	5	0	3	
M12016	Independence	Microenterprise	AC	Public Service	\$30,000.00	\$0.00	\$0.00	\$30,000.00	LM					12	8	9	1	2			
M16016(12, 16RGR,	Independence	Microenterprise	AC	Public Service	\$58,293.97	\$0.00	\$0.00	\$58,293.97	LM		26	14									
C16009 (12,13,16, 17)	Josephine County	Senior Center (Design/Construction)	AC	Public Facility	\$ 1.00			\$ 1.00	LM	Accomplishments reported in 2016											
P12017	Jefferson	WMP	AC	Public Facility	\$139,000.00	\$0.00	\$11,000.00	\$150,000.00	LM					3098	1775	2372	596	83	18	29	
M12024	Lincoln County	Microenterprise	AC	Public Service	\$50,000.00	\$0.00	\$0.00	\$50,000.00	LM					52	52	52	0	0	0	0	
H12025	Linn County	Housing Rehabilitation	W	Housing Rehab	\$0.00	\$0.00	\$0.00	\$0.00													
H16015(12, 13, 14,16)	Pendleton	Housing Rehabilitation	AC	Housing Rehab		\$4,635.03	\$0.00	\$4,635.03		Accomplishments reported in 2016											
P12010	Port Orford	WMP	AC	Public Facility	\$45,550.00	\$0.00	\$4,500.00	\$50,050.00	LM					1177	635	1104	52	13		8	
P12011	Port Orford	WWFP	AC	Public Facility	\$100,000.00	\$0.00	\$7,500.00	\$107,500.00	LM					1177	635	1104	52	13		8	
P12019	Rogue River	WMP	AC	Public Facility	\$117,900.00	\$0.00	\$15,000.00	\$132,900.00	LM					1,847	1,005	1745	94	26	4	10	
C12018	Talent	Community Center	AC	Public Facility	\$1,475,000.00	\$0.00	\$25,000.00	\$1,500,000.00	LM					5,589	2,872	4710	693	117	36	33	
P12009 (11, 12)	Wallowa	Water Imp. Project	AC	Public Facility	\$2,563,933.04	\$0.00	\$0.00	\$2,563,933.04	LM					808	435	763	16	19	9	1	
P12021	Willamina	WMP	AC	Public Facility	\$89,130.00	\$0.00	\$9,870.00	\$99,000.00	LM					2025	1211	1616	121	249	23	16	
H12026	Yoncalla	Housing Rehabilitation	AC	Housing Rehab	\$310,900.00	\$65,000.00	\$24,100.00	\$400,000.00	LM				17	35	35	32	2	1			11
22 Projects					\$11,255,407.76	\$69,635.03	\$218,747.00	\$11,543,789.79		0.00	5,394.00	3,474.00	17.00	25,239.00	15,032.00	21,429.00	2,730.00	734.00	126.00	252.00	11.00

Total to Obligate	11,543,789.79	Unobligated Reg	\$0.00	\$11,543,789.79
-------------------	---------------	-----------------	--------	-----------------

PROGRAM INCOME												Proposed Acc.			Actual Acc.			Ethnicity Data					
Project #	Grantee	Project Name	Status	Activity	Activity Amount	Program Mgmt. (PM)	Admin. (LA)	Project Total	Purpo se	Natl Obj	# of Unit	Total # of Person	Total # of LMI	# of Unit	Total # of Person	Total # of L/M	White, not Hispanic	Hispanic	American Indian / Alaskan Native	Black, not Hispanic	Asian / Pacific Islander	Female head of Hshld	
P10013 (09, 12, 12PI)	Canyonville	Wastewater Design	AC	Wastewater	\$5,029.62	\$0.00	\$0.00	\$5,029.62	PF	LM				Accomplishments reported in 2009									
P09020 (09, 12PI)	Rogue River	Downtown Revit.	AC	Public Facility	\$1,139.37	\$0.00	\$0.00	\$1,139.37	PF	LM				Accomplishments reported in 2009									
2 projects					\$6,168.99	\$0.00	\$0.00	\$6,168.99			0.00	0.00	0.00		0	0	0	0	0	0	0	0	

Total to Obligate				Unobligated Reg	\$0.00
Interest earnings	1,139.37				
E01018	5,029.62	RCVD 7-5-12		Since the 2001 grant is closed, this is reported in the year in which it is received.	
Total	6,168.99				

Recaptured Grant Repayments

											Proposed Acc.			Actual Acc.			Ethnicity Data					
Project #	Grantee	Project Name	Status	Activity	Activity Amount	Program Mgmt. (PM)	Admin. (LA)	Project Total	Purpose	Natl Obj	# of Unit	Total # of Person	Total # of LMI	# of Unit	Total # of Person	Total # of L/M	White, not Hispanic	Hispanic	American Indian / Alaskan Native	Black, not Hispanic	Asian / Pacific Islander	Female head of Hshld
P15005 (11, 11RGR, 12, 12RGR, 13, 13RGR, 15, 15RGR,	Amity	Water Design/Const.	AC	Public Facility	\$40,505.82			\$40,505.82	PF	LM	Accomplishments reported in 2013											
P13018 (10, 10RGR, 10HRC, 11, 11RGR, 12, 12RGR, 13)	Glendale		T	Public Facility							Accomplishments reported in 2011											
		Wastewater Design and Const			\$0.00	\$0.00	\$0.00	\$0.00	PF	LM												
2 Projects					\$0.00	\$0.00	\$0.00	\$40,505.82			0	0	0	0	0	0	0	0	0	0	0	0

Total to obligate:	\$40,505.82			Unobligated	\$0.00
E01018	\$40,505.82	RCVD 7-5-12		Since the 2001 grant is closed, this is reported in the year in which it is received.	
Total 2012 unobligated					\$0.00

U.S. Department of Housing and Urban Development
Office of Community Planning and Development
Integrated Disbursement and Information System
State of Oregon
Performance and Evaluation Report
For Grant Year 2012
As of 01/17/2023
Grant Number B12DC410001

DATE: 01-17-23
TIME: 12:39
PAGE: 1

Part I: Financial Status

A. Sources of State CDBG Funds

1)	State Allocation	\$12,003,907.00
2)	Program Income	
3)	Program income receipted in IDIS	\$6,168.99
3 a)	Program income receipted from Section 108 Projects (for SI type)	\$0.00
4)	Adjustment to compute total program income	\$0.00
5)	Total program income (sum of lines 3 and 4)	\$6,168.99
6)	Section 108 Loan Funds	\$0.00
7)	Total State CDBG Resources (sum of lines 1,5 and 6)	\$12,010,075.99

B. State CDBG Resources by Use

8)	State Allocation	
9)	Obligated to recipients	\$11,951,332.47
10)	Adjustment to compute total obligated to recipients	\$0.00
11)	Total obligated to recipients (sum of lines 9 and 10)	\$11,951,332.47
12)	Set aside for State Administration	\$340,078.00
13)	Adjustment to compute total set aside for State Administration	\$0.00
14)	Total set aside for State Administration (sum of lines 12 and 13)	\$340,078.00
15)	Set aside for Technical Assistance	\$120,039.43
16)	Adjustment to compute total set aside for Technical Assistance	\$0.00
17)	Total set aside for Technical Assistance (sum of lines 15 and 16)	\$120,039.43
18)	State funds set aside for State Administration match	\$240,078.00

2012	State of Oregon Notes	
Obligated:	\$ 11,543,789.79	(PR-57)
Unobligated	\$ -	
State Admin:	\$ 340,078.00	
TA 1% :	\$ 120,039.00	
TOTAL	\$ 12,003,906.79	(match the state allocation)

U.S. Department of Housing and Urban Development
Office of Community Planning and Development
Integrated Disbursement and Information System
State of Oregon
Performance and Evaluation Report
For Grant Year 2012
As of 01/17/2023
Grant Number B12DC410001

DATE: 01-17-23
TIME: 12:39
PAGE: 2

19)	Program Income	
20)	Returned to the state and redistributed	
20 a)	Section 108 program income expended for the Section 108 repayment	
21)	Adjustment to compute total redistributed	\$6,168.99
22)	Total redistributed (sum of lines 20 and 21)	\$6,168.99
23)	Returned to the state and not yet redistributed	\$0.00
23 a)	Section 108 program income not yet disbursed	\$0.00
24)	Adjustment to compute total not yet redistributed	\$0.00
25)	Total not yet redistributed (sum of lines 23 and 24)	\$0.00
26)	Retained by recipients	\$6,168.99
27)	Adjustment to compute total retained	-\$6,168.99
28)	Total retained (sum of lines 26 and 27)	\$0.00

C. Expenditures of State CDBG Resources

29)	Drawn for State Administration	\$340,078.00
30)	Adjustment to amount drawn for State Administration	\$0.00
31)	Total drawn for State Administration	\$340,078.00
32)	Drawn for Technical Assistance	\$120,039.43
33)	Adjustment to amount drawn for Technical Assistance	\$0.00
34)	Total drawn for Technical Assistance	\$120,039.43
35)	Drawn for Section 108 Repayments	\$0.00
36)	Adjustment to amount drawn for Section 108 Repayments	\$0.00
37)	Total drawn for Section 108 Repayments	\$0.00
38)	Drawn for all other activities	\$11,497,384.03
39)	Adjustment to amount drawn for all other activities	\$0.00
40)	Total drawn for all other activities	\$11,497,384.03

U.S. Department of Housing and Urban Development
Office of Community Planning and Development
Integrated Disbursement and Information System
State of Oregon
Performance and Evaluation Report
For Grant Year 2012
As of 01/17/2023
Grant Number B12DC410001

DATE: 01-17-23
TIME: 12:39
PAGE: 3

D. Compliance with Public Service (PS) Cap

41)	Disbursed in IDIS for PS	\$120,000.00
42)	Adjustment to compute total disbursed for PS	\$0.00
43)	Total disbursed for PS (sum of lines 41 and 42)	\$120,000.00
44)	Amount subject to PS cap	
45)	State Allocation (line 1)	\$12,003,907.00
46)	Program Income Received (line 5)	\$6,168.99
47)	Adjustment to compute total subject to PS cap	\$0.00
48)	Total subject to PS cap (sum of lines 45-47)	\$12,010,075.99
49)	Percent of funds disbursed to date for PS (line 43 / line 48)	1.00%

E. Compliance with Planning and Administration (P/A) Cap

50)	Disbursed in IDIS for P/A from all fund types - Combined	\$1,263,965.00
51)	Adjustment to compute total disbursed for P/A	\$0.00
52)	Total disbursed for P/A (sum of lines 50 and 51)	\$1,263,965.00
53)	Amount subject to Combined Expenditure P/A cap	
54)	State Allocation (line 1)	\$12,003,907.00
55)	Program Income Received (line 5)	\$6,168.99
56)	Adjustment to compute total subject to P/A cap	\$0.00
57)	Total subject to P/A cap (sum of lines 54-56)	\$12,010,075.99
58)	Percent of funds disbursed to date for P/A (line 52 / line 57) Combined Cap	10.52%
59)	Disbursed in IDIS for P/A from Annual Grant Only	\$1,263,965.00
60)	Amount subject the Annual Grant P/A cap	
61)	State Allocation	\$12,003,907.00
62)	Percent of funds disbursed to date for P/A (line 59 / line 61) Annual Grant Cap	10.53%

U.S. Department of Housing and Urban Development
Office of Community Planning and Development
Integrated Disbursement and Information System
State of Oregon
Performance and Evaluation Report
For Grant Year 2012
As of 01/17/2023
Grant Number B12DC410001

DATE: 01-17-23
TIME: 12:39
PAGE: 4

Part II: Compliance with Overall Low and Moderate Income Benefit

63) Period specified for benefit: grant years 2012 – 2014

64) Final PER for compliance with the overall benefit test: [No]

	Grant Year	2012	2013	2014	Total
65) Benefit LMI persons and households (1)		11,278,637.03	11,573,088.58	11,324,569.85	34,176,295.46
66) Benefit LMI, 108 activities		0.00	0.00	0.00	0.00
67) Benefit LMI, other adjustments		93,080.57	(40,028.72)	(15,192.89)	37,858.96
68) Total, Benefit LMI (sum of lines 65-67)		11,371,717.60	11,533,059.86	11,309,376.96	34,214,154.42
69) Prevent/Eliminate Slum/Blight		0.00	0.00	0.00	0.00
70) Prevent Slum/Blight, 108 activities		0.00	0.00	0.00	0.00
71) Total, Prevent Slum/Blight (sum of lines 69 and 70)		0.00	0.00	0.00	0.00
72) Meet Urgent Community Development Needs		0.00	0.00	0.00	0.00
73) Meet Urgent Needs, 108 activities		0.00	0.00	0.00	0.00
74) Total, Meet Urgent Needs (sum of lines 72 and 73)		0.00	0.00	0.00	0.00
75) Acquisition, New Construction, Rehab/Special Areas noncountable		0.00	0.00	0.00	0.00
76) Total disbursements subject to overall LMI benefit (sum of lines 68, 71, 74, and 75)		11,371,717.60	11,533,059.86	11,309,376.96	34,214,154.42
77) Low and moderate income benefit (line 68 / line 76)		1.00	1.00	1.00	1.00
78) Other Disbursements		1.00	1.00	1.00	3.00
79) State Administration		340,078.00	343,564.00	338,280.00	1,021,922.00
80) Technical Assistance		120,039.43	121,781.50	119,140.00	360,960.93
81) Local Administration		218,747.00	194,845.06	172,755.00	586,347.06
82) Section 108 repayments		0.00	0.00	0.00	0.00



U.S. Department of Housing and Urban Development
Office of Community Planning and Development
Integrated Disbursement and Information System
PR57 - CDBG State Timely Award of Funds

DATE: 01-17-23
TIME: 11:55
PAGE: 1

State Name: Oregon Grant Number: B12DC410001 Report Date: 01-17-23
Award Date: 05-02-12 Timeliness Date: 08-02-13
Grant Amount: \$12,003,907.00 Distribution Standard: \$11,543,789.79 Total Funded: \$11,491,215.04

IDIS Activity ID	UGLG Name	Matrix Code	Activity to prevent, prepare for, and respond to Coronavirus	Funded Amount
17027	BAKER COUNTY	05Z	No	\$40,000.00
17337	JOSEPHINE COUNTY	03A	No	\$1.00
17026	LINCOLN COUNTY	05Z	No	\$50,000.00
17034	LINN COUNTY	14A	No	\$0.00
17036	LINN COUNTY	14H	No	\$0.00
17024	ASTORIA	03A	No	\$1,690,903.00
15510	CANYONVILLE	03J	No	\$7,771.00
17046	CANYONVILLE	03J	No	\$297,182.00
16989	CAVE JUNCTION	20A	No	\$90,500.00
16991	CAVE JUNCTION	20A	No	\$85,500.00
17119	GLENDALE	03J	No	\$0.00
16983	HALFWAY	20A	No	\$37,560.00
17012	INDEPENDENCE	05Z	No	\$30,000.00
17320	INDEPENDENCE	18C	No	\$58,293.97
17016	JEFFERSON	20A	No	\$139,000.00
17321	PENDLETON	14A	No	\$0.00
17323	PENDLETON	14H	No	\$4,635.03
16985	PORT ORFORD	20A	No	\$45,550.00
16987	PORT ORFORD	20A	No	\$100,000.00
17032	TILLAMOOK	03J	No	\$1,956,469.00
16981	WALLOWA	03J	No	\$2,563,933.04
17030	WILLAMINA	20A	No	\$89,130.00
17037	YONCALLA	14A	No	\$310,900.00
17039	YONCALLA	14H	No	\$65,000.00
17241	CITY OF AMITY	03J	No	\$400,000.00
17028	CITY OF ROGUE RIVER	20A	No	\$117,900.00
17014	TALENT CITY	03E	No	\$1,475,000.00
17018	CITY OF GATES	03J	No	\$1,617,240.00
16984		21A	No	\$4,300.00
16986		21A	No	\$4,500.00
16988		21A	No	\$7,500.00
16990		21A	No	\$9,000.00
16992		21A	No	\$8,500.00
17013		21A	No	\$25,000.00
17015		21A	No	\$11,000.00
17017		21A	No	\$25,000.00
17025		21A	No	\$24,977.00
17029		21A	No	\$15,000.00
17031		21A	No	\$9,870.00



U.S. Department of Housing and Urban Development
Office of Community Planning and Development
Integrated Disbursement and Information System
PR57 - CDBG State Timely Award of Funds

DATE: 01-17-23
TIME: 11:55
PAGE: 2

17033	21A	No	\$25,000.00
17035	21A	No	\$0.00
17038	21A	No	\$24,100.00
17047	21A	No	\$25,000.00
Total Funded Amount:			\$11,491,215.04

Community Development Systems

Integrated Disbursement & Information System (IDIS)



User: C28005

Role: Grantee

Organization: OREGON

- Logout

Grant

- Search

- HESG Review

Subfund

- Add

- Search

Subgrant

- Add

- Search

Subfund Program Income

- Add

- Search

Subgrant Program Income

- Add

- Search

Utilities

- Home

- Data Downloads

- Print Page

- Help

Links

- Contact Support

- Rules of Behavior

- CPD Home

- HUD Home

Grant

View Grant

Return to Search Grants

|

View Grant History

|

View Sanction Data

Grantee/PJ Name: (tip)

OREGON

Grant Status: (tip)

Active

Program: (tip)

CDBG

Grant Blocked: (tip)

No

Grant Year: (tip)

2012

Award Date: (tip)

05/02/2012

Grant #: (tip)

B-12-DC-41-0001

Grantee Organizational DUNS #: (tip)

80-957-9543

Administering Organization: (tip)

OREGON BUSINESS DEVELOPMENT DEPT.

Payee EIN/TIN#: (tip)

93-0621491


Grant AmountsView Subfunds

	Amount
Original Allocation Amount	\$12,003,907.00
Current Authorized Amount	\$12,003,907.00
Formula Grant Amount	\$12,003,907.00
(Grant) Reduction Amount (-)	\$0.00
De-obligated Amount (-)	\$0.00
Reallocation Amount	\$0.00
Net Drawn Amount	\$12,003,907.00
Drawn Amount (+)	\$12,003,907.00
Drawdown Pending Amount (+)	\$0.00
Returned Amount (+)	\$0.00
IDIS Draw Balance	\$0.00
LOCCS Draw Balance	\$0.00
Subfunded Amount	\$0.00
EN Funds (Authorized Amt minus Subfunded Amt)	\$12,003,907.00
Amount Committed to Activities	\$12,003,907.00

Amount Available to Commit to Activities	\$0.00
Amount Available to Draw	\$0.00

[Return to Search Grants](#) | [View Grant History](#) | [View Sanction Data](#)

For IDIS Support only: Tue Jan 17, 2023 at 3:26

 Session Timeout



State of Oregon
B-13-DC-41-0001
PART I—NARRATIVE REQUIREMENTS
December 31, 2022

State	OREGON
Reporting Period FY	2022
Grant Number	B-13-DC-41-0001
Data as of:	December 31, 2022
1. Financial Status	
A: Total Funds	
(1) Allocation	\$12,178,221.00
(2) Program Income	\$3,471.70
B: Amount Obligated to Recipients	\$11,741,854.92(see note below)
C: Amount Drawn Down	\$12,178,221 (IDIS 1.17.2023)
D: Amount for State Administration	\$343,564.00
E: Technical Assistance	\$121,781.50
F: Section 108 Loan Guarantees	N/A

2. National Objectives	
A: Period Specified for Benefit (Fiscal Year to Fiscal Year)	2012 - 2014
B: Amount used to:	
(1) Benefit Low/Moderate Income Persons	\$11,533,059.86
(2) Prevent/Eliminate Slums/Blight	\$0
(3) Meet Urgent Needs	\$0
(4) Acquisition/Rehab Non-countable	\$0
(5) Local Administration	\$208,795.06
(6) Unobligated FY2013 Funds (Not included in total)	\$0
(7) Unobligated Recaptured Grant Repayments (Not included in total)	\$0
Total	\$11,741,854.92 (see note below)

NOTE:

Part I-Narrative Requirements total obligated to recipients - The total of \$11,741,854.92 obligated to recipients includes \$11,712,874.37 of FY2013 funds and 3,471.70 Program Income and \$25,508.85 RGR.

PR28 Report total obligated to recipients – The \$12,178,219.87 total obligated to recipients on the PR28 includes the FY2013 obligated of \$11,712,874.37 and the set aside for state administration (line 12) of \$343,564.00 and set aside for technical assistance (line 15) of \$121,781 and differences in IDIS for \$0.50 (note: IDIS showed conflicting amount between the amount set in Project (\$121,781) and the amount showed in PR28 (\$121,781.50).

The total obligated in the PR28 does not include the state's 2013 program income of \$3,471.70 (shown on lines 20) in PR28 report which was redistributed.

PR57 Report total obligated to recipients – The \$11,712,874.37 on the PR57 is only the FY2013 program funds that were obligated and does not include: 1) The 2013 Recapture Grant Repayment of \$25,508.85 which has been logged into LA account into IDIS. 2) The 2013 program income of \$3,471.70; and 3) the set aside for state administration of \$343,564.00. This total is automatically generated by IDIS.

**There were no changes to activities identified in the PY 2013 PER.
PY2013 is currently in the process with HUD for Grant Year Closeout**

There were no changes to activities identified in the PY 2013 PER.

B-13-DC-41-0001
PART II—NARRATIVE REQUIREMENTS
December 31, 2022

Describe the Resources Made Available

In 2013 IFA had \$23,635,449.29 in available CDBG resources to award to units of general local government. Table I below illustrates the information more clearly but a quick summary is provided below:

- 1) FY2013 annual grant (amount available for projects) \$11,712,875.00
- 2) FY2012 unobligated annual grant \$627,606.96
- 3) FY2012 and prior year recaptured funds \$11,291,495.63
- 4) FY2013 program income \$3,471.70

Describe the Investment of Available Resources

Table I below illustrates the investment of \$10,665,600.00 of CDBG funds more clearly.

Table I below also illustrates the projected investment of an additional \$12,806,760.00 of funds associated with 11 CDBG applications received by December 31, 2013, for funding consideration.

The state obligated its Program Year 2013 funds for activities in accordance, as much as possible, with the targets set in the *2013 Annual Action Plan for the Oregon Consolidated Plan*. The state exceeded the annual allocation funding targets in the following categories:

- Public Works: Target was 49% and during 2013 the state obligated 84.3%.

The state did not exceed the annual allocation funding targets in the following categories:

- Community Facilities: Target was 26% and during 2013 the state obligated 0%.
- Microenterprise Assistance: Target was 3% and during 2013 the state obligated 0.70%.
- Housing Rehabilitation: Target was 22% and during 2013 the state obligated 15.0%.

The 2013 Method of Distribution (MOD) identifies that OBDD-IFA intended to award funds according to the target percentages, but OBDD-IFA is not obligated to award all the funds targeted to each category, i.e., if enough projects are not awarded in a particular category, applications in other categories may be funded. Each calendar quarter OBDD-IFA will conduct a quarterly target review and determine if funds need to be moved from one category to another to address program needs.

At each calendar quarter the need for the program, based upon the complete applications received was reviewed against the targeted percentages. OBDD-IFA varied from the funding targets, in accordance with the 2013 MOD, and for the following reasons:

- The state of Oregon has no control over the type and quantity of applications submitted for funding under the program. As of December 31, 2013, all complete applications received by the state from units of general local government were either funded or were being processed for funding. No complete application was denied funding. Therefore, the variance between the targeted and awarded funding in 2013 was necessary to meet the needs and requests of the units of general local governments.
- During 2012 the state saw an increase in the demand for public works projects and this increase continued through 2013. The increase in demand was because communities did not want to undertake large public works project and raise water or wastewater rates with a poor economy. Now that the economy appears to be improving, communities are once again undertaking large public works, water and wastewater projects that were deferred until the economy improved.
- Four of the public works projects qualified for the maximum grant exception under the program, due to the high monthly user rates, and were awarded \$11,961,000. This contributed to the variance between the targeted and awarded funding in 2013.

As of December 31, 2019, all the FY 2013 funds was obligated, in accordance with the *2013 Method of Distribution* within the 15-month Timely Distribution period.

Table I

	2013 ANNUAL ALLOCATION AND TARGETS		OBLIGATED OR PENDING APPLICATION	2013 ALLOCATION ACTUAL FUNDING	2013 PROGRAM INCOME	2012 UNOBLIGATED PROGRAM FUNDS	2012 AND PRIOR YEAR UNOBLIGATED RECAPTURED FUNDS	TOTAL OBLIGATED BY 12-31-13 AND ASSOCIATED PERCENTAGE		PROJECTED TOTAL OBLIGATED AND PENDING APPLICATIONS ASSOCIATED PERCENTAGE		
CATEGORY	AMOUNT	%		AMOUNT	AMOUNT	AMOUNT	AMOUNT	AMOUNT	%	AMOUNT	%	
Microenterprise Assistance	\$351,386.00	3%	Obligated by 12-31-13	\$75,000.00	\$0	\$0	\$0	\$75,000.00	0.70%	\$75,000.00	0.32%	
			Pending Applications to be processed by 2-28-14	\$0	\$0	\$0	\$0					
Public Works	\$5,739,307.00	49%	Obligated by 12-31-13	\$4,000,000.00	\$0	\$627,606.96	\$4,362,993.04 (Includes \$7,428.79 of FY 2012 Recaptured Funds)	\$8,990,600.00	84.3%	\$19,897,360.00	84.77%	
			Pending Applications to be processed by 2-28-14	\$6,437,875.00	\$0	\$0	\$4,468,885.00					
Public/Community Facilities	\$3,045,349.00	26%	Obligated by 12-31-13	\$0	\$0	\$0	\$0	\$0	0%	\$1,500,000.00	6.39%	
			Pending Applications to be processed by 2-28-14	\$0	\$0	\$0	\$1,500,000.00					
Housing Rehabilitation	\$2,576,833.00	22%	Obligated by 12-31-13	\$1,200,000.00	\$0	\$0	\$400,000.00	\$1,600,000	15.0%	\$2,000,000.00	8.52%	
			Pending Applications to be processed by 2-28-14	\$0	\$0	\$0	\$400,000.00					
Total	\$11,712,875.00	100%										
Total Available to Obligate in 2013	\$23,635,449.29			\$11,712,875.00	\$3,471.70	\$627,606.96	\$11,291,495.63					
Less total Obligated in 2013 by 12-31-13	\$10,665,600			\$5,275,000	\$	\$627,606.96	\$4,762,993.04	\$10,665,600	100%			
Less total pending applications to be processed by 2-28-14	\$12,806,760.00			\$6,437,875.00	\$0	\$0	\$6,368,885.00					
Projected Total Obligated for PY2013											\$23,472,360.00	100%
Projected Unobligated	\$163,089.29			\$0	\$3,471.7	\$0	\$159,617.59					

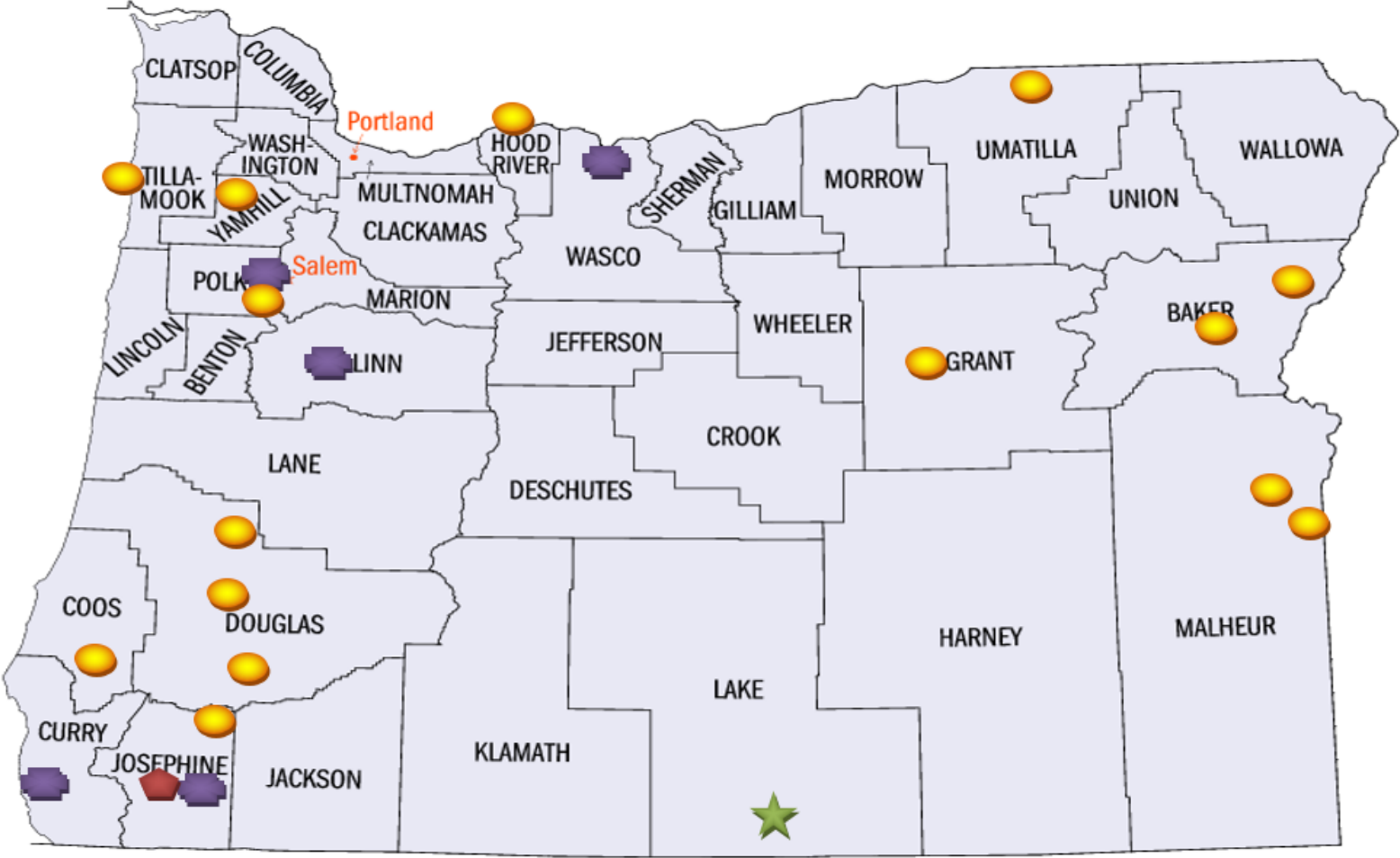
Geographic Distribution and Location of Investments

Refer to the following map for the 2013 CDBG program obligations. The state of Oregon has no control over the type and quantity of applications submitted for funding under the program or their geographic location. Awards were made as follows:

- **Microenterprise Assistance**—City of Grants Pass
- **Public Works**—City of Canyonville, City of Drain, City of Nyssa, City of Milton-Freewater, City of Tillamook, City of Mt. Vernon
- **Public/Community Facilities**—None
- **Housing Rehabilitation**—City of The Dalles, Josephine County, Curry County, City of Sweet Home

The following map also shows the applications pending review that were received by December 31, 2013 for the CDBG program. The state of Oregon has no control over the type and quantity of applications submitted for funding under the program or their geographic location. The applications were received from the following:

- **Microenterprise Assistance**—None
- **Public Works**—City of Powers, City of Haines, City of Vale, City of Halfway, City of Glendale, Douglas County, City of Cascade Locks, City of Independence, City of Yamhill
- **Public/Community Facilities**—Town of Lakeview
- **Housing Rehabilitation**—City of Dallas



2013 CDBG Accomplishments

The Families and Persons Assisted (including the racial and ethnic status of persons assisted)

Table II below illustrates the proposed beneficiaries with the CDBG awards (funds obligated by December 31, 2013) made during program year 2013. The proposed race and ethnic status of the persons to be assisted was obtained from the specific CDBG applications received by IFA for funding consideration.

Table II

Project #	Grantee	Project	# housing units	Total Persons	Total LMI Persons	White – not Hispanic	Hispanic	American Indian/ Alaskan native	Black, not Hispanic	Asian/ Native Hawaiian & Pacific Islander	Two or more Races
P13003	Canyonville	Wastewater Construction		1,884	1,017	1,522	103	112	15	950	37
P13004	Drain	Wastewater Design		1,151	722	1,018	51	52	4	70	19
P13005	Nyssa	Water Design and Construction		3,267	1,864	1,209	1,976	28	3	510	0
P13008	Milton-Freewater	Wastewater Design and Construction		7,050	3,751	1,961	3,036	100	51	641	1,837
P13013	Tillamook	Wastewater Design and Construction		4,897	3,217	3,237	1,057	53	0	00	550
P10005	Mt. Vernon	Wastewater Facility Plan - Grant Increase	Not Applicable	Reported	in prior	year PER.					
H13006	The Dalles	Housing Rehabilitation	30	66	66	57	7	0	0	02	0
H13012	Sweet Home	Housing Rehabilitation	15	40	40	37	3	0	0	00	0
H13011	Curry County	Housing Rehabilitation	30	100	100	99	1	0	0	00	0
H13010	Josephine County	Housing Rehabilitation	20	60	60	54	1	3	2	00	0
M13009	Grants Pass	Microenterprise Assistance		100	100	93	7	0	0	00	0
TOTALS			95	18,615	10,937	9,287	6,242	348	75	2173	2,443

Activities To Address Homelessness, Chronic Homelessness and Persons With Special Needs

There were no CDBG projects awarded in PY2013 or assisted with FFY2013 funds for these purposes.

Actions Taken To Affirmatively Further Fair Housing, A Summary of Impediments and Actions Taken To Overcome the Effects of Impediments

Three state agencies administer programs that serve to further fair housing for Oregon's people. As result the Analysis of Impediments to Fair Housing Choice was a joint effort between the state agencies and the actions taken to overcome the impediments were also divided amongst the state agencies. For a complete description of the impediments found in the 2011–2015 Analysis of Impediments to Fair Housing Choice, the 2011–2015 Fair Housing Action Plan and a summary of all the state agency actions to overcome the identified impediments, please refer to the more detailed analysis included in the 2013 Consolidated Annual Performance Evaluation Report (CAPER). This CDBG Performance Evaluation Report (PER) narrative summarizes the actions taken by the IFA to address/overcome specific impediments.

Business Oregon, which administers Community Development Block Grant funds for the state's non-metropolitan cities and counties, educates its recipients about their fair housing responsibilities in several ways including: 1) presentations at workshops, 2) an updated comprehensive Grant Management Handbook, 3) provision of informational handouts, posters, brochures and individual technical assistance, as needed or requested, 4) sending recipients notices of workshops or conferences which address fair housing issues and 5) completed a new 2011-2015 statewide Analysis of Impediments to Fair Housing Choice and Fair Housing Action Plan which are made available to recipients to identify, plan for and remove impediments to fair housing choice.

The efforts of OBDD-IFA, identified below are addressing the following impediments identified in the 2011-2015 Analysis of Impediments to Fair Housing Choice:

- A(2) - Need to initiate communication with the Oregon Department of Land Use and Conservation Development (DLCD) to review land use laws in the non-entitlement areas of the Oregon to identify and attempt to overcome any impediments to fair housing choice created by these laws;
- B(1) – Lack of coordinated fair housing outreach and educational methods in the non-entitlement areas of Oregon;
- B(2) – Lack of understanding of fair housing laws and complaint system;
- B(3) - Establish a strategic communication plan to increase knowledge of fair housing laws in Oregon;

- C(1) – Refusal to allow reasonable accommodations. Enhance outreach and education activities to increase understanding of common discriminatory actions seen in the rental market;
- C(2) – Discrimination against Section 8 voucher holders;
- C(3) – Discriminatory terms and conditions in the market place. Enhance outreach and education activities to consumers to overcome the two types of discriminatory activities (refusal to allow reasonable accommodation and discrimination against Section 8 voucher holders) in the rental markets; and,
- C(4) – Discriminatory refusal to rent.

OBDD-IFA continues to Fund fair housing activities through the Fair Housing Council of Oregon (FHCO) and the Greater Eastern Oregon Economic Development District (GEODC). Since January 2011, OBDD-IFA has funded these entities to complete activities to further fair housing and remove impediments to fair housing choice:

- FHCO (contract from July 1, 2011 to December 31, 2012 for \$55,000
- GEODC (contract from July 1, 2011 to June 30, 2012 for \$20,000
- FHCO (contract for 3 workshops in 2013) for \$8,000
- GEODC (contract from July 1, 2012 to June 30, 2014 for \$32,000
- FHCO (contract from July 16, 2013 to December 31, 2013) for \$65,800

Table III, below summarizes the impediments identified within 2011-2015 Analysis of Impediments to Fair Housing Choice and Fair Housing Action Plan being addressed by OBDD-IFA and the actions taken by OBDD-IFA and through its contractors, FHCO and GEODC to address the identified impediments:

During 2013 the following additional activities occurred:

- a. The previous 2011 Grant Management Handbook (GMH) was updated in April 2013 and disseminated to all CDBG grant recipients. The new 2013 GMH continues to contain accurate contact information and forms for processing fair housing complaints. The handbook includes additional requirements, references and information regarding:
 1. Additional Fair Housing Requirements and Activities.
 - i. Within 6 months prior to the first draw for non-construction funds, the grant recipient must not only publish the required fair housing resolution, they also must disseminate fair housing posters and brochures at City Hall, the County Courthouse, etc.; and
 - ii. Every grant recipient must undertake an additional fair housing activity for each grant they receive. The GMH contains a more detailed list of acceptable fair housing activities. The list of acceptable activities to affirmatively

furthering fair housing was updated to that there are no paper compliance or meaningless action activities contained in the list.

- a. One exception to this requirement was provided within the GMH. If a grant recipient has received more than one grant per program year, the grant recipient need only conduct one additional fair housing activity for both grants.

2. Limited English Proficiency Plan Requirements.

- i. Grant recipient and any sub-grantee's must prepare and submit a Limited English Proficiency Plan prior to the first draw for non-construction funds.
 - ii. The GMH includes the Limited English Proficiency Plan requirements and other informational resources.
- b. The state continues to convey fair housing information via the CDBG 'listserve' which was started in 2007. This listserve disseminates information to all interested persons and grant recipients.
 - c. IFA staff participated in the new Interagency Council on Homelessness and Hunger that was formed as a direct result of House Bill 2073. This council will play a key role in reviewing and implementing policy initiatives that will effectively move Oregon forward in reducing the problem of hunger and homelessness.
 - d. In 2013 IFA continued the new requirement added to the *2010 Method of Distribution*, requiring the submission of reasonable accommodation policies when becoming a certified sub-grantee in the *2013 Method of Distribution*.

Table III
Efforts to Remove Barriers/Impediments to Fair Housing

Identified Impediment in the 2011-2015 Analysis of Impediments	Action	Work to be Contracted by OBDD-IFA to full fill the requirements of the 2011-2015 Fair Housing Action Plan	Outcome	Measurement	FHCO Contract 7-16-13 to 12-31-13	GEODC Contract 1-1-13 to 6-30-13	Actions completed in 2013 as of December 31, 2013	Aggregated Actions taken from 2011-2013
A – Organizational/ Political constraints A(2)-Local zoning constraints and Not-In-My-Backyard philosophies tend to restrict inclusive housing production policies; existence of such policies or administrative that may not be in the spirit of affirmatively furthering fair housing.	Initiate communication with the Oregon Department of Land Use and Conservation Development (DLCD), to review land use laws within the non-entitlement areas of Oregon to identify and attempt to overcome any impediments to fair housing choice created by these laws.	The initiation, coordination and completion of 4 meetings with DLCD to discuss non-entitlement land use laws. The development of a summary “white paper” of the results of the 4 meetings.	Better understanding of the impacts of Oregon law.	The completion of 4 meetings with DLCD and summary of the meeting results.	Further work on this impediment will be developed in the scope of work for January 1, 2014 – December 31, 2105 contract.		OBDD-IFA participated in a second meeting held on June 20, 2013.	Two meetings have been held: October 25, 2012 in Salem and June 20, 2013 in Salem.
B- Structural Barriers B(1)-Need for more effective outreach and education methods, such as television and radio advertisements, seminars, webinars and other dissemination methods not currently utilized by the state, particularly in the non-entitlement areas of Oregon.	Increase knowledge of fair housing laws in Oregon.	The development and completion of educational outreach activities regarding fair housing laws and complaint system. Using standard and alternative (non-traditional) dissemination media, such as television, radio advertisements, webinars, seminars, and other communication media not currently utilized by the state.	Consistent effort at public and partner education.	Number of educational outreach activities and events that were completed, dates, attendees and their locations. The number of informative brochures distributed and identification of the distribution locations.	<u>Task 2</u> - Conduct at least 4 mass media outreach activities. These activities may include PSAs, radio interviews, television appearances, public showings of FHCO's fair housing display. Spanish-language outlets will be targeted	<u>Task 6</u> – Increase GEODC web site with Fair Housing links and information. <u>Task 8</u> – Conduct basic fair housing and an overview of the Federal and State Fair Housing laws workshop.	<u>Task 2</u> – 4 mass media outreach events were completed: 1) Radio interview on KSHD covering Shady Cove and Eagle Point on February 28, 2013; 2) Actively participated in an employee fair for Amy's Frozen Foods in White City, 400 employees attended on August 21, 2013; 3) Radio interview on Jefferson Exchange public radio, covering	<u>Task 2</u> - 11 mass media outreach events have been completed: A radio interview with the La Pantera (KWBY) in Woodburn, OR, on November 17, 2011; A fair housing program and discussion on cable television in Jackson and Josephine Counties; A Medford radio interview (KEHD) on March 8, 2012; A Resource Fair in Hood River with 150 attendees; A radio interview on KUMA radio, Am radio in Pendleton on August 20, 2012; A radio interview on Jefferson Radio/OPB Ashland on September 2012; A radio interview on KSHD covering Shady Cove and Eagle Point on February 28, 2013; An Employee fair

Identified Impediment in the 2011-2015 Analysis of Impediments	Action	Work to be Contracted by OBDD-IFA to full fill the requirements of the 2011-2015 Fair Housing Action Plan	Outcome	Measurement	FHCO Contract 7-16-13 to 12-31-13	GEODC Contract 1-1-13 to 6-30-13	Actions completed in 2013 as of December 31, 2013	Aggregated Actions taken from 2011-2013
B(2)-Need to increase knowledge of fair housing and fair housing complaint system.		<p>The development and effective distribution of printed information explaining current Oregon Law, including who is protected and what constitutes illegal discriminatory treatment.</p> <p>The development informative brochures.</p>			<p>for these activities.</p> <p>Task 4 – Revise materials, create a new travelling display (replaces existing “Anywhere But Here” display) of the history of discrimination in Oregon.</p> <p>Task 5 - Distribute 9500 fair housing brochures to housing consumers, providers, government agency staff, and the general public</p> <p>Task 6 - Distribute fair housing newsletters, post to blogs, Face Book and Twitter posts, and contribute article to other housing consumer and provider media outlets to expand the knowledge,</p>	<p>Task 11 - Assist the FHCO with the poster contest for Oregon.</p>	<p>Eugene to Northern California on November 14, 2013; and, 4) Radio interview on KBKR for Union and Baker Counties on December 7, 2013.</p> <p>Task 4 – A new traveling display “Anywhere but Here” was developed.</p> <p>Task 5 – 9,753 fair housing materials have been distributed.</p> <p>Task 6 – A fair housing tab has been added to GEODC’s web site. Further web site design is still in progress.</p> <p>In 2013 6,000 FHCO newsletters were distributed and there were 197 Tweets, 224 Facebook posts and 78 articles distributed.</p> <p>Task 8 – GEODC developed and conducted a Basic Fair Housing Overview with an emphasis on tenant rights and landlord/realtor responsibilities on June 11, 2013 in Ontario,</p>	<p>for the 400 employees of Amy’s Frozen Foods in White City on August 21, 2013; A radio interview on the Jefferson Exchange public radio covering Eugene to Northern CA on November 14, 2013; and A radio interview on KBKR for Union and Baker counties on December 7, 2013.</p> <p>Task 4 – A new traveling display “Anywhere but here” was developed.</p> <p>Task 5 - Fair housing Posters were revised and translated into Spanish by April 16, 2012. Developed a new brochure “Fair Housing for Students” and Fair Housing for Real Estate Professionals”. A total of 2,915 English and 100 Spanish brochures were distributed. A fair housing tab has been added to GEODC’s web site. During 2013, a total of 9,753 fair housing materials have been distributed.</p> <p>Task 6 – 6,000 newsletters were distributed by the FHCO. GEODC distributed Fair Housing information via GEODC newsletters, the Southwest Regional Alliance and at the Morrow County Commissioners meeting. In 2013 there were 197 Tweets, 224 Facebook posts and 78 articles distributed.</p> <p>Task 8 -15 workshops have been held: August 22, 2011, Corvallis; August 25, 2011, La Grande; September 12, 2011, Jackson County; October 25, 2011,</p>

Identified Impediment in the 2011-2015 Analysis of Impediments	Action	Work to be Contracted by OBDD-IFA to full fill the requirements of the 2011-2015 Fair Housing Action Plan	Outcome	Measurement	FHCO Contract 7-16-13 to 12-31-13	GEODC Contract 1-1-13 to 6-30-13	Actions completed in 2013 as of December 31, 2013	Aggregated Actions taken from 2011-2013
					<p>awareness and support of fair housing laws, enforcement avenues, and protection for citizens to the State</p> <p>Task 8 - Conduct at least four fair housing workshops. Workshops will target housing consumers, housing providers, social service providers and advocates.</p> <p>Task 9 - Identify partners to be fair housing resources at the local level to increase the capacity to perform education and outreach. Conduct some training's for partners to enable them to effectively communicate fair housing</p>		<p>where 20 attendees participated.</p> <p>Four workshops were conducted with 113 attendees: Multi-Family Housing NW on September 19, 2013; Northeast Oregon Housing Authority on October 21, 2013; Emergency Shelter and Transitional Housing in Jackson and Josephine counties on November 5, 2013; and Adult Foster Care providers on St. Helens on December 30, 2013.</p> <p>Task 11 – In February 2013 fair housing poster materials were delivered to the Cities of Stanfield and Echo. GEODC also conducted a reading at the Echo Library on April 19, 2013 for children from 4-8 years old.</p>	<p>Salem; May 2, 2012 Tillamook and Hood River; June 21, 2012, St. Helens (Landlord) and St. Helens (Agencies/Jurisdictions); July 18, 2012, Madras, Oregon Child Development Corporation advocates; September 14, 2012, Roseburg, Neighborworks Umpqua, UCAN and HADCO; and June 11, 2013 in Ontario. In these workshops a total of 1,192 resource material packets, in 8 different languages have been distributed. During 2013 the following workshops were conducted with 113 attendees: Multi-Family Housing NW on September 19, 2013; Northeast Oregon Housing Authority on October 21, 2013; Emergency Shelter and Transitional Housing in Jackson and Josephine counties on November 5, 2013; and Adult Foster Care providers on St. Helens on December 30, 2013.</p> <p>GEODC conducted Fair Housing Workshops for Umatilla County on November 17, 2011, and Morrow County.</p> <p>Task 9 -. This is an on-going task and the FHCO is currently scheduling meetings with local organizations in non-entitlement areas of the state to increase their capacity to perform outreach and education. The organizations that have been contacted so far include: St. Helens Rural Organizing Project; PICUN, farmworker advocacy in Woodburn; Siletz Tribe; Healthy Start advocacy groups</p>

Identified Impediment in the 2011-2015 Analysis of Impediments	Action	Work to be Contracted by OBDD-IFA to full fill the requirements of the 2011-2015 Fair Housing Action Plan	Outcome	Measurement	FHCO Contract 7-16-13 to 12-31-13	GEODC Contract 1-1-13 to 6-30-13	Actions completed in 2013 as of December 31, 2013	Aggregated Actions taken from 2011-2013
					information in their locality. <u>Task 11</u> – Conduct a fair housing poster contest for Oregon children in first through eighth grades, throughout Oregon.			statewide; National Alliance for the Mentally Ill (NAMI) chapters throughout the state; Monmouth Tenant Association; Oregon Action in Medford; Independent Living Resource centers in Medford, Roseburg and Cave Junction; and the CAUSA Latino advocacy group. Once the initial meetings are scheduled and conducted, the FHCO will set up trainings and follow-up meetings. <u>Task 11</u> – In February 2013 fair housing poster materials were delivered to the Cities of Stanfield and Echo. GEODC also conducted a reading at the Echo Library on April 19, 2013 for children from 4-8 years old. <u>Other</u> - GEODC participated in a forum on housing issues in Pendleton.
B- Structural Barriers B(1)-. Need for more effective outreach and education methods, such as television and radio advertisements, seminars, webinars and other dissemination methods not currently utilized by the state, particularly in the non-entitlement areas of Oregon.	Increase knowledge of fair housing laws in Oregon.	Develop a methodology to measure results of education and outreach events and activities, including non-traditional outreach methods.	Evaluation of existing measures and suggestions for new approaches.	System for measuring effectiveness of outreach for future implementation.	Further work on this impediment will be developed in the scope of work for January 1, 2014 – December 31, 2105 contract.			Methodology was completed in 2012
B- Structural Barriers	Establish a strategic communication	The development of a strategic statewide communication plan to	Better educated community	The development of a statewide strategic plan for	Further work on this impediment will be developed			Strategic Plan was completed on March 31, 2012.

Identified Impediment in the 2011-2015 Analysis of Impediments	Action	Work to be Contracted by OBDD-IFA to full fill the requirements of the 2011-2015 Fair Housing Action Plan	Outcome	Measurement	FHCO Contract 7-16-13 to 12-31-13	GEODC Contract 1-1-13 to 6-30-13	Actions completed in 2013 as of December 31, 2013	Aggregated Actions taken from 2011-2013
B(1)- Need for more effective outreach and education methods, such as television and radio advertisements, seminars, webinars and other dissemination methods not currently utilized by the state, particularly in the non-entitlement areas of Oregon.	plan to increase knowledge of fair housing laws in Oregon.	increase knowledge of fair housing laws in the non-entitlement areas of Oregon.	members and partners.	future implementation.	in the scope of work for January 1, 2014 – December 31, 2105 contract.			Between the FHCO and GEODC, it is estimated, that there was a gain of an additional 500 clients based upon listserve, flyer distribution and training sessions. This gain is projected to be based upon the increased fair housing awareness through the efforts of GEODC in Eastern Oregon, under this contract
C - Rental Markets C(1)- Refusal to allow reasonable accommodations. C(2)-Discrimination against Section 8 voucher holders. C(3)-Discriminatory terms and conditions in the market place. C(4)-Discriminatory refusal to rent.	Enhance outreach and education activities to increase understanding of common discriminatory actions seen in the rental markets. Enhance outreach and education activities to consumers to overcome the two types of discriminatory activities (refusal to allow reasonable accommodation and discrimination against Section 8	The development of a plan to increase understanding of common discriminatory actions seen in the rental markets within the non-entitlement areas of the state. This plan must emphasis the outreach and education activities that will take place to assist consumers in overcoming the discriminatory activities of: refusal to allow reasonable accommodation; and, discrimination against Section 8 voucher holders in non-entitlement rental markets.	Better educated housing consumers and providers.	The development of a statewide plan for future implementation.	<u>Task 3-</u> Create and develop historic discrimination bus tours outside the Portland Metro area in Oregon. (Tours anticipated to begin in 2014) <u>Task 7</u> – Revise and update FHCO website to expand the knowledge, awareness and support of fair housing laws, enforcement avenues, and protections for citizens of the State. Further work on this impediment		<u>Task 3</u> - See task 8 above, as the June 11, 2013 training in Ontario served a dual purpose, by providing a fair housing overview with an emphasis on tenant rights and landlord/realtor responsibilities. <u>Task 7</u> - In 2013 there were 197 Tweets, 224 Facebook posts and 78 articles distributed.	<u>Task 3</u> - Plan was completed in 2012. OBDD-IFA is now contracting to complete actions identified within that plan. The development of a curriculum/training materials and agenda for workshops on common discriminatory actions seen in rental markets, specifically overcoming denial of reasonable accommodations and discrimination against Section 8 voucher holders was granted an extension to 2014. A new brochure "Fair Housing for Students" was developed and 3 fair housing workshops regarding common discriminatory practices were completed and are as follows: Pendleton – August 20, 2012, where there were 8 attendees; Medford – September 11, 2012, where there were 19 attendees; and, Portland – October 2, 2012 (Includes a bus tour), where there were 28 attendees. GEODC provided 4 trainings in Pendleton, La Grande (August 20,

Identified Impediment in the 2011-2015 Analysis of Impediments	Action	Work to be Contracted by OBDD-IFA to full fill the requirements of the 2011-2015 Fair Housing Action Plan	Outcome	Measurement	FHCO Contract 7-16-13 to 12-31-13	GEODC Contract 1-1-13 to 6-30-13	Actions completed in 2013 as of December 31, 2013	Aggregated Actions taken from 2011-2013
	voucher holders) identified in rental markets.				will be developed in the scope of work for January 1, 2014 – December 31, 2105 contract.			2012) , Wallowa; Vale (September 18, 2012); Ontario (June 11, 2013) with emphasis on tenant rights and landlord responsibility. <u>Task 7</u> - In 2013 there were 197 Tweets, 224 Facebook posts and 78 articles distributed.
B- Structural Barriers B(3) – Need to develop a more effective referral system.	Increase knowledge of fair housing laws in Oregon by continued support for the fair housing hot line and complaint referral program.	Continued support for the fair housing hot line and complaint referral program.	Better educated housing consumers and providers.	Number of calls received on the hot line, and the number referred to BOLI, HUD or other entities.	<u>Task 13</u> – Screen at least 375 clients from Oregon's non-entitlement jurisdictions with inquiries (calls/walk-ins/e-mails) and evaluate for fair housing issues and jurisdiction.	<u>Task 13</u> – Respond to calls and e-mails regarding fair housing inquiries.	<u>Task 13</u> - GEODC responded to calls and e-mails on fair housing issues in Eastern Oregon. The FHCO received 443 hotline calls and processed 36 intakes.	<u>Task 13</u> - A total of 1,731 calls have been received from non-entitlement communities throughout the state and 36 intakes were processed. GEODC responded to calls and e-mails on fair housing issues in Eastern Oregon.
Other Participation in the Fair Housing Collaborative					<u>Task 10</u> - Plan and hold 2 meetings to include representatives of Statewide Fair Housing Collaborative to review the state's Fair Housing Action Plan and progress on achieving goals of the Plan.			<u>Task 10</u> - An extension for this task was granted. This work will be included in the scope of work for the 2013 contract.

Identified Impediment in the 2011-2015 Analysis of Impediments	Action	Work to be Contracted by OBDD-IFA to full fill the requirements of the 2011-2015 Fair Housing Action Plan	Outcome	Measurement	FHCO Contract 7-16-13 to 12-31-13	GEODC Contract 1-1-13 to 6-30-13	Actions completed in 2013 as of December 31, 2013	Aggregated Actions taken from 2011- 2013
Other January 1, 2014 – December 31, 2015 contract.					<u>Task 12-</u> Develop Scope of Work for January 1, 2014 – December 31, 2015 contract.		<u>Task 12 –</u> The proposed draft scope of work for 2014-1015 was received by OBDD-IFA on January 17, 2014.	<u>Task 12 –</u> The proposed draft scope of work for 2014-1015 was received by OBDD-IFA on January 17, 2014.

Fair Housing Actions OBDD-IFA plans to undertake in 2014 and 2015

Table IV below contains the complete list (grey highlighted column) of the actions OBDD-IFA plans to take during 2014 and 2015 to address impediments to fair housing choice, identified in the 2011-2015 AI and Fair Housing Action Plan.

Table IV

Identified Impediment in the 2011-2015 Analysis of Impediments	Work to be conducted by OBDD-IFA to full fill the requirements of the 2011-2015 Fair Housing Action Plan	<i>OBDD-IFA list of actions planned to take from January 1, 2014 to December 31, 2015 to address impediments to Fair Housing Choice</i>
A – Organizational/Political constraints A(2)-Local zoning constraints and Not-In-My-Backyard philosophies tend to restrict inclusive housing production policies; existence of such policies or administrative that may not be in the spirit of affirmatively furthering fair housing.	The initiation, coordination and completion of 4 meetings with DLCD to discuss non-entitlement land use laws. The development of a summary “white paper” of the results of the 4 meetings.	The coordination of 2 additional meetings with DLCD to discuss non-entitlement land use laws. The development of a summary “white paper” of the results of the 4 meetings.
B- Structural Barriers B(1)-Need for more effective outreach and education methods, such as television and radio advertisements, seminars, webinars and other dissemination methods not currently utilized by the state, particularly in the non-entitlement areas of Oregon. B(2)-Need to increase knowledge of fair housing and fair housing complaint system.	<p>The development and completion of educational outreach activities regarding fair housing laws and complaint system. Using standard and alternative (non-traditional) dissemination media, such as television, radio advertisements, webinars, seminars, and other communication media not currently utilized by the state.</p> <p>The development and effective distribution of printed information explaining current Oregon Law, including who is protected and what constitutes illegal discriminatory treatment.</p> <p>The development informative brochures.</p>	<p>Conduct mass media outreach activities. Distribute fair housing brochures to housing consumers, providers, government agency staff, and the general public. Distribute fair housing newsletters, post to blogs, Face Book and Twitter posts, and contribute article to other housing consumer and provider media outlets to expand the knowledge, awareness and support of fair housing laws, enforcement avenues, and protection for citizens to the State</p> <p>Conduct fair housing workshops. Workshops will target housing consumers, housing providers, social service providers and advocates.</p> <p>Conduct a fair housing poster contest for Oregon children in first through eighth grades, throughout Oregon.</p>
B- Structural Barriers B(1)- Need for more effective outreach and education methods, such as television and radio advertisements, seminars, webinars and other dissemination methods not currently utilized by the state, particularly in the non-entitlement areas of Oregon.	Develop a methodology to measure results of education and outreach events and activities, including non-traditional outreach methods.	The methodology was completed in 2012 and the development of a system for measuring effectiveness of outreach will be developed and/or implemented.

B- Structural Barriers B(1)- Need for more effective outreach and education methods, such as television and radio advertisements, seminars, webinars and other dissemination methods not currently utilized by the state, particularly in the non-entitlement areas of Oregon.	The development of a strategic statewide communication plan to increase knowledge of fair housing laws in the non-entitlement areas of Oregon.	The strategic plan was completed on March 31, 2012. Further work on the development and/or implementation of the statewide communication plan will be developed.
C - Rental Markets C(1)- Refusal to allow reasonable accommodations. C(2)-Discrimination against Section 8 voucher holders. C(3)-Discriminatory terms and conditions in the market place. C(4)-Discriminatory refusal to rent.	The development of a plan to increase understanding of common discriminatory actions seen in the rental markets within the non-entitlement areas of the state. This plan must emphasize the outreach and education activities that will take place to assist consumers in overcoming the discriminatory activities of: refusal to allow reasonable accommodation; and, discrimination against Section 8 voucher holders in non-entitlement rental markets.	Conduct historic discrimination bus tours outside the Portland Metro area in Oregon.
B- Structural Barriers B(3) – Need to develop a more effective referral system.	Continued support for the fair housing hot line and complaint referral program.	Continue to provide financial support for the fair housing hot line and complaint referral system.
Participation in the Fair Housing Collaborative		Plan and hold meetings to include representatives of Statewide Fair Housing Collaborative to review the state's Fair Housing Action Plan and progress on achieving goals of the Plan.

Fair Housing Collaborative

Business Oregon continues to participate in this collaborative. In 2005, OHCS, Business Oregon, BOLI, FHCO and other private and other public sector participants formed a fair housing collaborative to address statewide fair housing issues and were a large part of the successful completion and development of the 2011-2015 Analysis of Impediments to Fair Housing Choice and Fair Housing Action Plan. This collaborative was meeting monthly during the development of these documents, and then quarterly thereafter to work on fair housing issues.

In 2013, the Fair Housing Collaborative meetings were increased to a monthly basis to assist in the development of the new 2011–2015 Analysis of Impediments to Fair Housing Choice and Fair Housing Action Plan.

Support of Local Fair Housing Efforts

Business Oregon continues to work closely with all of our CDBG recipients to ensure that each of their jurisdictions recognize their responsibilities in this area and know where the resources are to answer questions and provide necessary brochures, posters and presentations. Regional coordinators remain in contact with each recipient through the course of the CDBG-funded project and are able to assist them when necessary.

Local fair housing efforts of state recipients using 2013 funds include but are not limited to: publicizing fair housing laws, participating in local fair housing events, displaying posters, distributing brochures and being a participating sponsor of the Fair Housing Council of Oregon display and training sessions.

Actions Taken to Remove Barriers to Affordable Housing

In addition to the activities described above, CDBG funds are used to extend publicly-owned infrastructure to new affordable low- and moderate-income housing, which assists in addressing the obstacle of funding for owner occupied single family housing. CDBG funds also are used by low- and moderate-income homeowners to rehabilitate the homes they occupy.

CDBG funds were used to foster affordable housing by funding supportive public infrastructure for housing projects. CDBG funds, through the housing rehab program, support maintenance of affordable housing that is owned and occupied by a low- and moderate-income homeowner.

The **Oregon Housing and Community Services Department (OHCS)** is active in the promotion of fair housing. They operate many programs, including HOME. Owners of projects assisted by OHCS are required to develop marketing plans that include outreach activities targeted to minorities and other protected classes. The first component of the fair housing planning process is to review impediments to fair housing choice in the public and private sectors.

The **Bureau of Labor and Industries Civil Rights Division (BOLI)** is responsible for investigation and resolution of fair housing complaints are handled in Oregon. BOLI processes all cases involving alleged discrimination based on race/color, religion, sex, physical or mental handicap, marital status and national origin. The agency does not investigate situations involving discrimination based on family status but does assist individuals to file complaints with HUD.

Actions Taken to Remove Barriers to Affordable Housing

In addition to the activities described above, CDBG funds are used to extend publicly-owned infrastructure to new affordable low- and moderate-income housing, which assists in addressing the obstacle of funding for owner occupied single family housing. CDBG funds also are used by low- and moderate-income homeowners to rehabilitate the homes they occupy.

CDBG funds were used to foster affordable housing by funding supportive public infrastructure for housing projects. CDBG funds, through the housing rehab program, support maintenance of affordable housing that is owned and occupied by a low- and moderate-income homeowner.

Other Actions Indicated in the Strategic Plan and the Action Plan and Including A Comparison of the Proposed Versus Actual Outcomes For Each Outcome Measure Submitted With the Consolidated Plan and Explain, If Applicable, Why Progress Was Not Made Toward Meeting Goals and Objectives.

2013 Outcome and Performance Goal Summary: Table V, summarizes the outcomes and performance measure requirements and the states progress towards meeting each requirement, by project type. This section of the 2013 PER conforms to the outcome and performance measure requirements identified in the 2011-2015 Consolidated Plan. In summary 18,615 Oregonians will benefit from the activities funded under the CDBG program in 2013 of which 10,937 (58.75%) will be low and moderate income. An abbreviated summary of the states achievements through December 31, 2013 are:

- The state met or exceeded the annual goals for Public Works; and Community Capacity Technical Assistance.
- The state did not meet the goals for Microenterprise Assistance; SL1 Community Facilities; DH1 Community Facilities; SL3 Community Facilities; Public Works Off-Site Infrastructure; and, Housing Rehabilitation.
- 100 microenterprises will be assisted.
- 6 water and wastewater systems were funded.
- 95 housing units will be rehabilitated.
- The CDBG program leveraged \$5,615,000 in matching funds.
- Three CDBG 1% assisted conferences were conducted where 93 persons benefitted.

Five Year Outcome and Performance Goal Summary: Table V also, summarizes the outcomes and performance measure requirements and the states overall progress towards meeting each requirement, during the 5 year reporting period, by project type. This section conforms to the outcome and performance measure requirements identified in the 2011-2015 Consolidated Plan. In summary 71,788 Oregonians will benefit from the activities funded under the CDBG program during the 2011-2105 reporting period of which 48,100 (67.0%) will be low and moderate income. An abbreviated summary of the states achievements through December 31, 2013 are:

- The state is exceeding the anticipated five year goals for Public Works; SL1 Community Facilities; and Community Capacity Technical Assistance.

- The state is meeting the anticipated five year goals for Economic Development, since this was only a priority for funding in 2011 and the state funded one project in 2011.
- The state is not meeting the anticipated five year goals for Microenterprise Assistance; Publicly owned off-site infrastructure; SL3 Community Facilities; DH1 Community Facilities; and Housing Rehabilitation. However, the state has 2 more years to achieve these goals.
- 299 microenterprises will be assisted.
- 30 water and wastewater systems were funded.
- 6 community facility projects were funded.
- 331 housing units will be rehabilitated.
- The CDBG program leveraged \$10,450,808 in matching funds.
- Ten CDBG 1% assisted conferences were conducted where 1,063 persons benefitted.
- 8 beds were created under DH1 Community Facilities.
- 35 jobs will be created.

Refer to the Table V for details.

Table V

Program Year 2013 data through November 25, 2013 (Third Quarter) and accrued data from January 1, 2011 to December 31, 2013

Note: See notes at the bottom of the table.

Program Year 2013 Data				OUTCOMES [See note #1 below]				
Outcome/ Objective	Funding Category	Performance Indicators [See note #2 below]	Actual Number Funded in 2013	Total Number Funded by 12-31-15	Short Term Annual Goal	Actual Number Funded in 2013 and % of Annual Goal Achieved	Long Term Goal by 12-31-2015	Actual Number Funded by 12-31- 15 and % of Five Year Goal Achieved
EO3	Economic Development	Jobs Created/Retained		35	Fund 1 project per year, if category is offered under the program	Funding category not offered in 2013	Fund 5 projects	1 (100%)
		Total LMI Jobs created/Retained		19				
		Funds Leveraged		\$0				
EO3	Microenterprise Assistance	Total Microenterprises Assisted	100	299	Fund 5 projects per year	1 (20%)	Fund 25 projects	8 (32%)
		Total LMI Microenterprises Assisted	100	229				
		Funds Leveraged	\$10,000	\$10,000				
SL3	Public Works – Water/Wastewater and Downtown Revitalization	Number Systems Assisted	6	30	Fund 5 systems per year	6 (120%)	Assist 25 systems	30(120%)
		Total Persons Assisted	18,249	49,084				
		Total LMI Persons Assisted	10,571	29,472				
		Funds Leveraged	\$5,605,000	\$7,746,509				
DH3	Publicly Owned Off-Site Infrastructure	Total Housing Units Assisted		0	Fund 1 project every other year	0 (0%)	Fund 2.5 projects	0 (0%)
		Total LMI Housing Units Assisted		0				
		Funds Leveraged		\$0				
SL1		Total Facilities Assisted		5		0 (0%)	Assist 5 facilities	5 (100%)

2022 CDBG PER—Program Year 2013 Report

	Public/Community Facilities (fire stations, libraries, senior centers, food banks, family resource centers, community centers)	Total Persons Assisted		22,704	Fund 1 project per year			
		Total LMI Persons Assisted		18,628				
		Funds Leveraged		\$1,815,799				
SL3	Public/Community Facilities (drug and alcohol treatment, head starts, mental health, health clinics, shelters/workshops for persons with disabilities)	Total Facilities Assisted		1	Fund 1 project every other year	0 (0%)	Assist 2.5 facilities	1 (40%)
		Total Persons Assisted		170				
		Total LMI Persons Assisted		170				
		Funds Leveraged		\$0				
DH1	Public/Community Facilities (domestic violence shelters, emergency/homeless shelters)	Total Number of Beds Created		8	Fund 1 project per year	0 (0%)	Assist 5 facilities	1(20%)
		Funds Leveraged		\$0				
DH3	Housing Rehabilitation	Total Number of Units rehabbed	95	331	Fund 6 projects per year	4 (66%)	Fund 30 projects	14 (46%)
		Funds Leveraged	\$0	\$878,500				
SL1	Public Services	Total Persons Assisted		0	Fund 3 projects per year, if category is offered under the program.	Funding category not offered in 2013	Fund 15 projects	Does not apply. Funding category has not been offered.
		Total LMI Persons Assisted		0				
		Funds Leveraged		\$0				
SL3	Emergency Projects	The Department does not anticipate future disasters but will ensure that is a bona fide disaster occurs in the future the projects will meet the CDBG program requirements and will be reported accordingly.						
N/A	Community Capacity/Technical Assistance	Number of Training Events Held	3	10	Fund 3 per year	3 (100%)	15 training events funded	10 (67%)
		Number of Attendee's	93	1,063				

Notes: Does not include data from pending applications received by December 31, 2013 and no awards were made between November 25, 2013 and December 31, 2013

Describe the Use of CDBG Funds during the Program Year and Assess the Relationship of That Use to the Priorities and Specific Objectives Identified Within the Plan with Special Attention to the Highest Priority Activities That Were Identified

This section of PER expands upon the prior section above and needs to be reviewed in its entirety.

CDBG activities have had a substantial impact on identified needs are the public works activities and community facility activities which were identified as high priority projects in the 2011-2015 Consolidated Plan. Eighty-four percent (84.3%) of the CDBG funds awarded in 2013 were for public works projects that will benefit 18,249 persons and fifteen percent (15.0%) of the CDBG funds awarded in 2013 were for housing rehabilitation projects that will benefit 266 persons and rehabilitate 95 housing units. Refer to Table's I, V and VI for more details.

The indicators for CDBG need are identified by the type and number of applications received for funding in 2013. Based upon the number of applications received public works and housing rehabilitation are of the highest need. Oregon funded:

- 6 public works projects and received another 9 applications pending review;
- 4 housing rehabilitation projects and received another (1 application) pending review;
- 0 community facility projects and received another (1 application) pending review; and,
- 1 microenterprise project and zero applications.

The state obligated its Program Year 2013 funds for activities in accordance, as much as possible, with the targets set in the *2013 Annual Action Plan for the Oregon Consolidated Plan*.

The state exceeded the annual allocation funding targets in the following categories:

- Public Works: Target was 49% and during 2013 the state obligated 84.3%.

The state did not exceed the annual allocation funding targets in the following categories:

- Community Facilities: Target was 26% and during 2013 the state obligated 0%.
- Microenterprise Assistance: Target was 3% and during 2013 the state obligated 0.70%.
- Housing Rehabilitation: Target was 22% and during 2013 the state obligated 15%.

If the pending applications received by December 31, 2013 are awarded the projected obligations (including both the actual obligated by December 31, 2013 and the pending applications) would be:

The state exceeded the annual allocation funding targets in the following categories:

- Public Works: Target was 49% and during 2013 the state obligated 84.77%.

The state did not exceed the annual allocation funding targets in the following categories:

- Community Facilities: Target was 26% and during 2013 the state obligated 6.39%.
- Microenterprise Assistance: Target was 3% and during 2013 the state obligated 0.32%.
- Housing Rehabilitation: Target was 22% and during 2013 the state obligated 8.52%.

For the last several years, since 2006 the barrier that resulted in a negative impact to the program was not something that can be remedied by IFA. Cities and counties were reluctant to apply for funds for a project due to the fact they were unable to secure additional project funds due to the economy. Many communities due to budget cuts had to cut staff and have lost the capacity to administer the complex CDBG grants at the local level.

During 2012, regardless of these barriers the state saw an increase in demand for the CDBG program. This increase continued in 2013 and if all the pending applications are funded the state will obligate \$23,472,360 in 2013 which rivals the amount obligated by the state in Program Year 2005.

Variance between Targeted and Awarded Funding in 2013

The 2013 Method of Distribution (MOD) identifies that OBDD-IFA intended to award funds according to the target percentages but OBDD-IFA is not obligated to award all the funds targeted to each category, i.e. if a sufficient number of projects are not awarded in a particular category, applications in other categories may be funded. Each calendar quarter OBDD-IFA will conduct a quarterly target review and determine if funds need to be moved from one category to another to address program needs.

At each calendar quarter the need for the program, based upon the complete applications received was reviewed against the targeted percentages. OBDD-IFA varied from the funding targets, in accordance with the 2013 MOD, and for the following reasons:

- The state of Oregon has no control over the type and quantity of applications submitted for funding under the program. As of December 31, 2013 all complete applications received by the state from units of general local government were either funded or were being processed for funding. No complete application was denied funding. Therefore, the variance between the targeted and awarded funding in 2013 was necessary to meet the needs and requests of the units of general local governments.
- During 2012 the state saw an increase in the demand for public works projects and this increase continued through 2013. The increase in demand was because communities did not want to undertake large public works project and raise water or wastewater rates with a poor economy. Now that the economy appears to be

improving, communities are once again undertaking large public works, water and wastewater projects that were deferred until the economy improved.

- Four of the public works projects qualified for the maximum grant exception under the program, due to the high monthly user rates, and were awarded \$11,961,000. This contributed to the variance between the targeted and awarded funding in 2013.

Specify the Nature of and Reasons for any Changes in Program Objectives and Indicate How the State Would Change Its Programs As A Result of Its Experiences

IFA made a few adjustments to the CDBG strategies for 2014. A summary of the changes are identified below:

- 1) OBDD-IFA implemented a new policy that locally conducted income survey's will be valid for 5 years, after OBDD-IFA approval;
- 2) The maximum grant limits for public works projects were increased:
 - a. Planning grants were increased from \$150,000 to \$175,000;
 - b. The overall maximum grant, over five years for the same system was increased from \$2,000,000 to \$3,000,000; and,
 - c. The maximum grant exception was increased from \$3,500,000 to \$4,000,000.
- 3) The maximum grant limit for Public/Community Facilities was increased from \$1,500,000 to \$2,000,000.
- 4) Transitional housing was eliminated to coincide with changing needs. HUD has been moving towards rapid re-housing for several years and the 2009 Federal American Recovery and Reinvestment Act (ARRA) created the Homelessness Prevention & Rapid Re-housing Program (HPRP). As result, HUD has determined that the HPRP rapid re-housing program is showing greater results than traditional transitional housing.
- 5) Overall, the program in 2013 met the state needs therefore only minor changes were considered to the program for 2014.
- 6) When considering the variance between the targeted and awarded funding for 2013, during 2014 OBDD-IFA will evaluate the need to either increase marketing and outreach to projects in the under-funded categories or adjust the target percentages to coincide with recent documented demand in the 2019 program year.

Evaluate the Extent To Which the Program Benefitted Low- And Moderate-Income Persons and Include the Number of Extremely Low-Income, and Moderate-Income Persons Served By Each Activity Where Information on Income By Family Size Is Required to Determine Eligibility of the Activity

For the selected benefit period (2012-2013-2014), 99.99% of the state's CDBG funds were obligated to activities benefiting low- and moderate-income persons. Of the funds obligated under the state's 2013 program, 100% of the project funds benefit low- and moderate-income persons.

The 2013 unobligated re-paid recaptured grant funds and unobligated FY2013 funds were not included in the calculation for overall program benefit to low and moderate income persons.

Of the CDBG awards made during the 2013 program year, the projects are proposed to benefit 18,615 persons of which 10,937 or 58.75% will be low and moderate income. Refer to Table V above and Table VI below for details.

Table VI

Funding Category	Very Low Income	Low Income	Moderate Income and below	Total Benefitted Persons	% LMI
Miroenterprise Assistance	Not collected	Not collected	100	100	100%
Public Works	Not collected	Not collected	10,571	18,249	57.93%
Community Facilities	Not collected	Not collected	0	0	0%
Housing Rehabilitation	Not collected	Not collected	266	266	100%
Total	N/A	N/A	10,937	18,615	58.75%

Evaluate Progress Toward Meeting The Goals of Providing Affordable Housing CDBG Funds, Including the Number and Types Of Households Served

During 2013 IFA funded housing rehabilitation projects that are proposed to benefit 95 households, of which 266 persons will benefit and 100% will be low and moderate income.

A Summary of Any Comments Concerning the Program That Have Been Received From Citizens

The public comment period concludes on March 20, 2016, and OBDD-IFA received no public comment regarding the 2013 CDBG PER reports.

A Summary of Activities and Results From Technical Assistance Funding

The state's 2013 program included the use of CDBG funds for the technical assistance allowed by Section 811 of the Housing and Community Development Act of 1992. As of December 31, 2019, all of the \$121,782.00 1% funds from the 2013 allocation had been expended. During 2013 OBDD-IFA obligated all the 2008 CDBG 1% and substantially obligated the 2009 CDBG 1% funds for activities.

NOTE: The 2008 PER report shows that all of the \$141,451 1% funds were obligated as of December 12, 2013. Then on December 13, 2013 the state received a repayment of 2008 CDBG 1% funds from the Greater Eastern Oregon Development Corporation (GEODC) for \$20,225, which must be re-obligated. At the time the repayment from GEODC was received \$98,174 of FY2009 CDBG 1% funds had been obligated. The balance of CDBG 1% funds available to obligate as of December 31, 2013 was \$596,146.00, comprised of the following:

Table VII

CDBG 1% Balance as of December 31, 2013

Fiscal Year	Obligated	Unobligated	Total
2008	\$121,226	\$20,225	\$141,451.00
2009	\$98,174	\$45,765.07	\$143,939.07
2010	\$0	\$156,809.00	\$156,809.00
2011	\$0	\$131,525.75	\$131,525.75
2012	\$0	\$120,039.00	\$120,039.00
2013	\$0	\$121,782.00	\$121,872.00
Total	\$219,000.00	\$596,146.00	\$815,635.82

Table V summarizes the CDBG 1% Technical Assistance awards that were made in Program Year 2013 for conference/workshop sponsorship, for local government capacity building associated with CDBG projects. The information below describes all the activities that were funded and the results from that activity.

- **Fair Housing Council of Oregon.** OBDD-IFA entered into a contract with the Fair Housing Council of Oregon (FHCO) to promote equal access to housing by providing fair housing education, outreach, technical assistance and enforcement opportunities related to federal laws and related Oregon laws. A more detailed description of the results of this funding is described in the 2013 PER report section entitled *“actions taken to affirmatively further fair housing, a summary of impediments, and actions taken to overcome the effects of impediments”*
- **Northwest Community Development Institute.** A grant was provided to the Northwest Community Development Institute for 2013 training and scholarships. This effort helps to train rural community development professionals in Oregon, Idaho and Washington. A total of 35 persons benefitted from this training event.
- **Northwest Economic Development Sponsorship ad Course.** A grant was provided to the Washington State Community Trade and Economic Development Department for 2013 training scholarships. The scholarships are offered to rural Oregon community representatives who attend this training. A total of 58 persons benefitted from this training event.
- **State Administration.** Starting in FY 2004, states may expend up to \$100,000 +3% of their annual allocation on state administrative costs. In 2006, the state reserved the right to use this flexibility. All CDBG 1% funds used for state administration will be matched 1:1 with funds from the department's Special Public Works Fund. During 2013 none of the CDBG 1% funds were utilized for state administration.
- **2016 Contract with Fair Housing Council of Oregon.** OBDD-IFA entered into a contract with the Fair Housing Council of Oregon (FHCO) to promote equal access to housing by providing fair housing education, outreach, technical assistance and enforcement opportunities related to federal laws and related Oregon laws. The performance is reported in the 2016 PER

Civil Rights

The state is required to provide data on all applicants and beneficiaries in projects funded from each grant allocation. Information must be reported for each project activity and must indicate the number of persons benefiting by ethnicity and racial groups as defined by U.S. Census.

- **Applicant data**—The proposed applicant data is contained in Table II above.
- **Actual data**—The actual beneficiary data from FFY2013 CDBG funded projects that were administratively closed during 2013 is described and contained in Table VIII below.

Table VIII

RACE GROUP	Total from Grant	Total from Program Income	Combined Total
White not Hispanic	9,462		9,462
Hispanic	4,167		4,167
American Indian/Alaskan Native	293		293
Black not Hispanic	69		69
Asian and Pacific Islander	196		196
Two or more race	76		76
TOTAL	14,263	0	14,263

Ethnicity/Race data is tabulated for all administratively closed or closed projects in the non-entitlement areas of the state using FY 2013 funds. Two (2) projects awarded in 2013 were administratively closed during the reporting period. Creating a total of 9 projects funded with 2013 funds that are either administratively closed or closed. When 2013 funded projects are administratively closed, the ethnicity/race data will be reported in successive year's PERs 2013 Grant Year Activity Reports as indicated in the table above for each project and totaled for all projects funded with 2013 grant year funds.

Summary of State's Reviews of Recipient's Civil Rights Performance

The state reviews the civil rights performance of its 2013 recipients as part of its regular monitoring procedures. These include either an on-site review or an internal file/desk audit of all projects. A standardized monitoring checklist is used for this process. 2013 grant recipients monitored during the reporting period generally complied with the Civil Rights performance requirements for Community Development Block Grant recipients.

Summary of State and Recipient Actions to Use Minority- and Women-Owned Businesses in Carrying Out CDBG-Funded Activities

The state encourages grantees to make contracts awarded under CDBG grants available to minority- and women-owned businesses. Through the Grant Management Handbook and training given to recipients, the state describes the various ways that contracting opportunities can be made available to minority- and women-owned businesses. Some examples include dividing larger contracts into smaller portions that can be bid on by smaller firms, or directly soliciting proposals or bids from lists of certified minority- and women-owned businesses.

The current Grant Management Handbook (GMH) (revised February 2011 and April 2013) provides forms that grant recipients use to collect and report their efforts to the state. The updated 2013 GMH continues to contain information and new requirements for housing rehabilitation and off-site affordable housing projects in originally implemented in 2011. These two project types must meet the minimum acceptable outreach efforts/**standards** to minority- and women-owned businesses:

- A good faith, comprehensive and continuing endeavor:
- Supported by a statement of public policy and commitment published in the printed media of the widest local circulation;
- Supported by an office/or a key, ranking staff person with oversight responsibilities and access to the chief elected official; and
- Designed to utilize all available and appropriate public and private sector resources.

In addition to meeting the *standards* listed above, these grant recipients are encouraged to use the new **guidelines** contained in the GMH in implementing outreach programs to ensure the inclusion to the maximum extent feasible, of entities owned by minorities and women.

The state will report in future PERs, for each allocation, on the use of minority and women-owned businesses, and on Section 3 activities by its recipients. IFA's 2013 Section 3 Report was submitted to HUD on March 11, 2014.

Equal Employment Opportunity Data for Business Oregon

Business Oregon maintains the employment data required by the Equal Employment Opportunity Commission (EEOC) on an EEO-4 form. The form is not included in this report but is available from the department.

IDISPR28 Financial Summary Report Adjustments

- 1) The original IDIS generated report showed \$3,471.70 of program income had been retained by recipients (line 26). However, the IFA receipted \$3,471.70 in program income returned to the state. Adjustment is done to reflect that the PI has been redistributed.
- 2) Line 59 was adjusted to show the overall low- and moderate-income benefit period of 2012-2014.

IDISPR26 CDBG Financial Summary Report Adjustments

- 1) Line 23 was adjusted to show the overall low- and moderate- income benefit period of 2012-2014.
- 2) Line 24 was adjusted to show the cumulative net expenditures subject to low and moderate income benefit calculation for the 3 year reporting period, based upon the PER reports for 2012 and 2013 in this 2013 CAPER submission.
- 3) Line 25 was adjusted to the cumulative expenditures benefitting low and moderate income persons for the 3 year reporting period, based upon the PER reports for 2012 and 2013 in this 2013 CAPER submission.

ADDENDUM

State of Oregon

B-13-DC-41-0001

PART II—NARRATIVE REQUIREMENTS

December 31, 2019

This addendum updates the FY 2013 Part II Narrative Requirements, by showing the actual 2013 fourth quarter awards made during 2014 for the 2013 applications received by December 31, 2013.

Describe the Investment of Available Resources

Amended table I below illustrates the investment of \$13,019,849.29 of CDBG funds more clearly, but in summary IFA obligated:

- 1) FY2013 annual grant \$11,712,875.00
- 2) FY 2012 unobligated annual grant \$627,606.96
- 3) FY2012 and prior year recaptured funds \$11,341,495.63
- 4) FY2012 and prior year program income \$3,471.70

After the fourth quarter awards, the state obligated its Program Year 2013 funds for activities in accordance, as much as possible, with the targets set in the *2013 Annual Action Plan for the Oregon Consolidated Plan*. The state exceeded the annual allocation funding targets in the following categories:

- Public Works: Target was 49% and during 2013 the state obligated 84.3%.

The state did not exceed the annual allocation funding targets in the following categories:

- Community Facilities: Target was 26% and during 2012 the state obligated 0%.
- Microenterprise Assistance: Target was 3% and during 2012 the state obligated 0.70%.
- Housing Rehabilitation: Target was 22% and during 2012 the state obligated 15.0%.

As of March 1, 2014, \$11,712,875.00 of the 2013 Program Year funds were obligated in accordance with the *2012 Method of Distribution* within the 15-month Timely Distribution period.

TABLE I-ADDENDUM

	2013 ANNUAL ALLOCATION AND TARGETS		OBLIGATED OR PENDING APPLICATION	2013 ALLOCATION ACTUAL FUNDING	2013 PROGRAM INCOME	2012 UNOBLIGATED PROGRAM FUNDS	2012 AND PRIOR YEAR UNOBLIGATED RECAPTURED FUNDS	TOTAL OBLIGATED BY 12-31-13 AND ASSOCIATED PERCENTAGE		PROJECTED TOTAL OBLIGATED AND PENDING APPLICATIONS ASSOCIATED PERCENTAGE		
CATEGORY	AMOUNT	%		AMOUNT	AMOUNT	AMOUNT	AMOUNT	AMOUNT	%	AMOUNT	%	
Microenterprise Assistance	\$351,386.00	3%	Obligated by 12-31-13	\$75,000.00	\$0	\$0	\$0	\$75,000.00	0.70%	\$75,000.00	0.32%	
			Obligated by 2-28-14	\$0	\$0	\$0	\$0					
Public Works	\$5,739,307.00	49%	Obligated by 12-31-13	\$4,000,000.00	\$0	\$627,606.96	\$4,362,993.04 (Includes \$7,428.79 of FY 2012 Recaptured Funds)	\$8,990,600.00	84.3%	\$19,880,560.00	83.94%	
			Obligated by 2-28-14	\$6,437,875.00	\$0	\$0	\$4,452,085.00					
Public/Community Facilities	\$3,045,349.00	26%	Obligated by 12-31-13	\$0	\$0	\$0	\$0	\$0	0%	\$1,729,889.29	7.30%	
			Obligated by 2-28-14	\$0	\$3,471.70	\$0	\$1,726,417.59					
Housing Rehabilitation	\$2,576,833.00	22%	Obligated by 12-31-13	\$1,200,000.00	\$0	\$0	\$400,000.00	\$1,600,000	15.0%	\$2,000,000.00	8.44%	
			Obligated by 2-28-14	\$0	\$0	\$0	\$400,000.00					
Total	\$11,712,875.00	100%										100%
Total Available to Obligate in 2013	\$23,685,449.29			\$11,712,875.00	\$3,471.70	\$627,606.96	\$11,341,495.63					
Less total Obligated in 2013 by 12-31-13 (Quarters 1-3)	\$10,665,600			\$5,275,000	\$	\$627,606.96	\$4,762,993.04	\$10,665,600	100%			
Less total Obligated by 2-28-14 (Quarter 4)	\$13,019,849.29			\$6,437,875.00	\$3,471.70	\$0	\$6,578,502.59			\$13,019,849.29	100%	
Total Obligated for PY2013 (Quarters 1-4)											\$23,685,449.29	100%
Unobligated Balance	\$0			\$0	\$0	\$0	\$0					

										Proposed Acc.			Actual Acc.			Ethnicity Data					Other Multi- racial	Female HH
Project #	Grantee	Project Name	Status	Activity	Activity Amount	Program Mgmt. (PM)	Admin. (LA)	Project Total	Natl Obj	# of Unit	Total # of Person	Total # of LMI	# of Unit	Total # of Person	Total # of L/M	White, not Hispanic	Hispanic	American Indian / Alaskan Native	Black, not Hispanic	Asian / Pacific Islander		
P15005 (11, 11RGR, 12, 12RGR, 13, 13RGR, 15, 15RGR, 15PI)	Amity	Water Design/Const.	AC	Public Facility	\$901,528.14			\$901,528.14	LM		1764	944		1650	891	1253	197	100	5	19	76	
P15006 (11RGR, 13, 15, 15 RGR)	Antelope	Water Design& Construction	AC	Public Facility	\$23,434.92			\$23,434.92		Accomplishments reported in 2015												
P13013	City of Tillamook	Wastwater Design/Construction	AC	Public Facility	\$1,721,195.00	\$0.00	\$20,000.00	\$1,741,195.00	LM					4,935	3,042	3,800	909	99	16	111		
H13011(03, 13)	Curry County	Housing Rehab - Grant Prog.	AC	Housing Rhab	\$309,427.00	\$65,000.00	\$25,000.00	\$399,427.00	LM	30	100	100	24	32	32	29		3				10
M13009	Grants Pass	Microenterprise	AC	Public Service	\$35,000.00	\$0.00	\$0.00	\$35,000.00	LM					145	145	126	9	6	1	3		
H13010	Josephine Co.	Housing Rehab - Loan Prog.	AC	Housing Rhab	\$320,611.00	\$65,000.00	\$14,389.00	\$400,000.00	LM				19	40	40	39	1					
C16009 (12,13,16, 17)	Josephine Co.	Senior Center (Design/Construction)	AC	Public Facility	\$161,906.00			\$161,906.00		Accomplishments reported in 2016												
M17016	La Grande	Microenterprise	AC	Public Service	\$55,000.00			\$55,000.00			40	21		69	42	57			3	5		
P13008	Milton-Freewater	Wastwater Design/Construction	AC	Public Facility	\$1,975,000.00	\$0.00	\$25,000.00	\$2,000,000.00	LM					7050	3751	3839	3036	76	44	55		
H17012	Ontario	Housing Rehabilitation	AC	Housing Rehab		\$17,314.00	\$25,000.00	\$42,314.00		Accomplishments reported in 2017												
H16015(12, 13, 14,16)	Pendleton	Housing Rehabilitation	AC	Housing Rehab		\$16,677.97	\$25,000.00	\$41,677.97		Accomplishments reported in 2016												
P19002 (Pre2014,14, 16, 18,19)	Richland	Water System improvements - Design	AC		\$ 12,002			\$ 12,002	LMI	Accomplishments reported in 2018												
H13012	Sweet Home	Housing Rehab - Loan Prog.	AC	Housing Rhab	\$310,000.00	\$65,000.00	\$25,000.00	\$400,000.00	LM				8	14	14	14						6
P12015(11, 12, 13)	Gates	Water Design/Const.	AC	Public Facility	\$40,000.00	\$0.00		\$40,000.00	LM	Accomplishments reported in 2012												
P13018 (10, 10RGR, 10HRC, 11, 11RGR, 12, 12RGR, 13)	Glendale	Wastewater Design and Const	T	Public Facility	\$0.00	\$0.00	\$0.00	\$0.00	LM	Accomplishments reported in 2011												
C13019 (08, 13, 13RGR, 13PI)	Lakeview	Head Start	AC	Public Facility	1,634,983.28	\$0.00	\$24,406.06	\$1,659,389.34	LM					40	35	35	1	4				
P13107	Halfway	Wastewater Design and Const	AC	Public Facility	\$3,775,000.00	\$0.00	\$25,000.00	\$3,800,000.00	LM		288	186		288	186	270	10	5		3		
12 Projects					\$11,275,087.34	\$228,991.97	\$208,795.06	\$11,712,874.37		30	2,192	1,251	51	14,263	8,178	9,462	4,163	293	69	196		16

Annual allocation for projects:

\$11,712,874.37

Total to Obligate

\$0.00

PROGRAM INCOME											Proposed Acc.			Actual Acc.			Ethnicity Data							
Project #	Grantee	Project Name	Status	Activity	Activity Amount	Program Mgmt. (PM)	Admin. (LA)	Project Total	Purpose	Natl Obj	# of Unit	Total # of Person	Total # of LMI	# of Unit	Total # of Person	Total # of L/M	White, not Hispanic	Hispanic	American Indian / Alaskan Native	Black, not Hispanic	Asian / Pacific Islander	Female head of Hshld		
C13019 (13, 13RGR, 13PI)	Lakeview	Head Start	AC	Public Facility	\$3,471.70	\$0.00	\$0.00	\$3,471.70	PF	LM				Accomplishments reported in 2011			Accomplishments reported in 2009							
														Accomplishments reported in 2009										
1 projects					\$3,471.70	\$0.00	\$0.00	\$3,471.70			0.00	0.00	0.00	#REF!	0	0	0	0	0	0	0	0	0	

Total to Obligate

Unobligated Reg

\$0.00

E01018

3,471.70

RCVD 6-30-13

Since the 2001 grant is closed, this is reported in the year in which it is received.

Total

3,471.70

Recaptured Grant Repayments

											Proposed Acc.			Actual Acc.			Ethnicity Data						
Project #	Grantee	Project Name	Status	Activity	Activity Amount	Program Mgmt. (PM)	Admin. (LA)	Project Total	Purpose	Natl Obj	# of Unit	Total # of Person	Total # of LMI	# of Unit	Total # of Person	Total # of L/M	White, not Hispanic	Hispanic	American Indian / Alaskan Native	Black, not Hispanic	Asian / Pacific Islander	Female head of Hshld	
P15005 (11, 11RGR, 12, 12RGR, 13,	Amity		AC	Public Facility				\$0.57	PF	LM													
		Water Design/Const			\$0.57						Accomplishments reported in 2013												
C13019 (13, 13RGR, 13PI)	Lakeview		AC	Public Facility					PF	LM													
		Head Start			\$25,508.28	\$0.00	\$0.00	\$25,508.28	PF	LM	Accomplishmens reported in 2013												
P13018 (10, 10RGR, 10HRC, 11, 11RGR, 12, 12RGR, 13)	Glendale			Public Facility				\$0.00															
		Wastewater Design and Const			\$0.00	\$0.00	\$0.00		PF	LM	Accomplishments reported in 2011												
3 projects					\$25,508.85	\$0.00	\$0.00	\$25,508.85			0	0	0	0	0	0	0	0	0	0	0	0	

Total to obligate:

\$25,508.85

Unobligated

\$0.00

E01018

\$25,508.85

RCVD 6-30-13

Since the 2001 grant is closed, this is reported in the year in which it is received.

U.S. Department of Housing and Urban Development
Office of Community Planning and Development
Integrated Disbursement and Information System
State of Oregon
Performance and Evaluation Report
For Grant Year 2013
As of 01/17/2023
Grant Number B13DC410001

DATE: 01-17-23
TIME: 12:41
PAGE: 1

Part I: Financial Status

A. Sources of State CDBG Funds

1)	State Allocation	\$12,178,221.00
2)	Program Income	
3)	Program income receipted in IDIS	\$3,471.70
3 a)	Program income receipted from Section 108 Projects (for SI type)	\$0.00
4)	Adjustment to compute total program income	\$0.00
5)	Total program income (sum of lines 3 and 4)	\$3,471.70
6)	Section 108 Loan Funds	\$0.00
7)	Total State CDBG Resources (sum of lines 1,5 and 6)	\$12,181,692.70

B. State CDBG Resources by Use

8)	State Allocation	
9)	Obligated to recipients	\$12,178,219.87
10)	Adjustment to compute total obligated to recipients	\$0.00
11)	Total obligated to recipients (sum of lines 9 and 10)	\$12,178,219.87
12)	Set aside for State Administration	\$343,564.00
13)	Adjustment to compute total set aside for State Administration	\$0.00
14)	Total set aside for State Administration (sum of lines 12 and 13)	\$343,564.00
15)	Set aside for Technical Assistance	\$121,781.50
16)	Adjustment to compute total set aside for Technical Assistance	\$68,982.50
17)	Total set aside for Technical Assistance (sum of lines 15 and 16)	\$190,764.00
18)	State funds set aside for State Administration match	\$243,564.00

2013	State of Oregon Notes	
Obligated: (PR-57)	\$ 11,712,874.37	(PR-57)
Unobligated	\$ -	
State Admin:	\$ 343,564.00	
TA 1% :	\$ 121,781.50	TA utilization in 2018
	\$ 12,178,219.87	(match the state allocation)

U.S. Department of Housing and Urban Development
Office of Community Planning and Development
Integrated Disbursement and Information System
State of Oregon
Performance and Evaluation Report
For Grant Year 2013
As of 01/17/2023
Grant Number B13DC410001

DATE: 01-17-23
TIME: 12:41
PAGE: 2

19)	Program Income	
20)	Returned to the state and redistributed	
20 a)	Section 108 program income expended for the Section 108 repayment	
21)	Adjustment to compute total redistributed	\$3,471.70
22)	Total redistributed (sum of lines 20 and 21)	\$3,471.70
23)	Returned to the state and not yet redistributed	\$0.00
23 a)	Section 108 program income not yet disbursed	\$0.00
24)	Adjustment to compute total not yet redistributed	\$0.00
25)	Total not yet redistributed (sum of lines 23 and 24)	\$0.00
26)	Retained by recipients	\$3,471.70
27)	Adjustment to compute total retained	-\$3,471.70
28)	Total retained (sum of lines 26 and 27)	\$0.00

C. Expenditures of State CDBG Resources

29)	Drawn for State Administration	\$343,564.00
30)	Adjustment to amount drawn for State Administration	\$0.00
31)	Total drawn for State Administration	\$343,564.00
32)	Drawn for Technical Assistance	\$121,781.50
33)	Adjustment to amount drawn for Technical Assistance	\$0.00
34)	Total drawn for Technical Assistance	\$121,781.50
35)	Drawn for Section 108 Repayments	\$0.00
36)	Adjustment to amount drawn for Section 108 Repayments	\$0.00
37)	Total drawn for Section 108 Repayments	\$0.00
38)	Drawn for all other activities	\$11,767,933.64
39)	Adjustment to amount drawn for all other activities	\$0.00
40)	Total drawn for all other activities	\$11,767,933.64

U.S. Department of Housing and Urban Development
Office of Community Planning and Development
Integrated Disbursement and Information System
State of Oregon
Performance and Evaluation Report
For Grant Year 2013
As of 01/17/2023
Grant Number B13DC410001

DATE: 01-17-23
TIME: 12:41
PAGE: 3

D. Compliance with Public Service (PS) Cap

41)	Disbursed in IDIS for PS	\$35,000.00
42)	Adjustment to compute total disbursed for PS	\$0.00
43)	Total disbursed for PS (sum of lines 41 and 42)	\$35,000.00
44)	Amount subject to PS cap	
45)	State Allocation (line 1)	\$12,178,221.00
46)	Program Income Received (line 5)	\$3,471.70
47)	Adjustment to compute total subject to PS cap	\$0.00
48)	Total subject to PS cap (sum of lines 45-47)	\$12,181,692.70
49)	Percent of funds disbursed to date for PS (line 43 / line 48)	0.29%

E. Compliance with Planning and Administration (P/A) Cap

50)	Disbursed in IDIS for P/A from all fund types - Combined	\$538,409.06
51)	Adjustment to compute total disbursed for P/A	\$0.00
52)	Total disbursed for P/A (sum of lines 50 and 51)	\$538,409.06
53)	Amount subject to Combined Expenditure P/A cap	
54)	State Allocation (line 1)	\$12,178,221.00
55)	Program Income Received (line 5)	\$3,471.70
56)	Adjustment to compute total subject to P/A cap	\$0.00
57)	Total subject to P/A cap (sum of lines 54-56)	\$12,181,692.70
58)	Percent of funds disbursed to date for P/A (line 52 / line 57) Combined Cap	4.42%
59)	Disbursed in IDIS for P/A from Annual Grant Only	\$538,409.06
60)	Amount subject the Annual Grant P/A cap	
61)	State Allocation	\$12,178,221.00
62)	Percent of funds disbursed to date for P/A (line 59 / line 61) Annual Grant Cap	4.42%

U.S. Department of Housing and Urban Development
Office of Community Planning and Development
Integrated Disbursement and Information System
State of Oregon
Performance and Evaluation Report
For Grant Year 2013
As of 01/17/2023
Grant Number B13DC410001

DATE: 01-17-23
TIME: 12:41
PAGE: 4

Part II: Compliance with Overall Low and Moderate Income Benefit

63) Period specified for benefit: grant years 2012 – 2014

64) Final PER for compliance with the overall benefit test: [No]

	Grant Year	2012	2013	2014	Total
65) Benefit LMI persons and households (1)		11,278,637.03	11,573,088.58	11,324,569.85	34,176,295.46
66) Benefit LMI, 108 activities		0.00	0.00	0.00	0.00
67) Benefit LMI, other adjustments		93,080.57	(40,028.72)	(15,192.89)	37,858.96
68) Total, Benefit LMI (sum of lines 65-67)		11,371,717.60	11,533,059.86	11,309,376.96	34,214,154.42
69) Prevent/Eliminate Slum/Blight		0.00	0.00	0.00	0.00
70) Prevent Slum/Blight, 108 activities		0.00	0.00	0.00	0.00
71) Total, Prevent Slum/Blight (sum of lines 69 and 70)		0.00	0.00	0.00	0.00
72) Meet Urgent Community Development Needs		0.00	0.00	0.00	0.00
73) Meet Urgent Needs, 108 activities		0.00	0.00	0.00	0.00
74) Total, Meet Urgent Needs (sum of lines 72 and 73)		0.00	0.00	0.00	0.00
75) Acquisition, New Construction, Rehab/Special Areas noncountable		0.00	0.00	0.00	0.00
76) Total disbursements subject to overall LMI benefit (sum of lines 68, 71, 74, and 75)		11,371,717.60	11,533,059.86	11,309,376.96	34,214,154.42
77) Low and moderate income benefit (line 68 / line 76)		1.00	1.00	1.00	1.00
78) Other Disbursements		1.00	1.00	1.00	3.00
79) State Administration		340,078.00	343,564.00	338,280.00	1,021,922.00
80) Technical Assistance		120,039.43	121,781.50	119,140.00	360,960.93
81) Local Administration		218,747.00	194,845.06	172,755.00	586,347.06
82) Section 108 repayments		0.00	0.00	0.00	0.00



U.S. Department of Housing and Urban Development
Office of Community Planning and Development
Integrated Disbursement and Information System
PR57 - CDBG State Timely Award of Funds

DATE: 01-17-23
TIME: 11:57
PAGE: 1

State Name: Oregon Grant Number: B13DC410001 Report Date: 01-17-23
Award Date: 07-09-13 Timeliness Date: 10-09-14
Grant Amount: \$12,178,221.00 Distribution Standard: \$11,712,874.37 Total Funded: \$11,712,874.37

IDIS Activity ID	UGLG Name	Matrix Code	Activity to prevent, prepare for, and respond to Coronavirus	Funded Amount
17102	CURRY COUNTY	14A	No	\$309,427.00
17104	CURRY COUNTY	14H	No	\$65,000.00
17099	JOSEPHINE COUNTY	14A	No	\$320,611.00
17101	JOSEPHINE COUNTY	14H	No	\$65,000.00
17337	JOSEPHINE COUNTY	03A	No	\$161,906.00
17119	GLENDALE	03J	No	\$0.00
17091	GRANTS PASS	05Z	No	\$35,000.00
17117	HALFWAY	03J	No	\$3,775,000.00
17436	LA GRANDE	18C	No	\$55,000.00
17129	LAKEVIEW	03M	No	\$1,634,983.28
17094	MILTON-FREEWATER	03J	No	\$1,988,950.00
17434	ONTARIO	14H	No	\$17,314.00
17321	PENDLETON	14A	No	\$0.00
17323	PENDLETON	14H	No	\$16,677.97
17092	TILLAMOOK	03J	No	\$1,721,195.00
17241	CITY OF AMITY	03J	No	\$913,530.14
17096	SWEET HOME	14A	No	\$310,000.00
17098	SWEET HOME	14H	No	\$65,000.00
17018	CITY OF GATES	03J	No	\$40,000.00
17243	City of Antelope	03J	No	\$23,434.92
17093		21A	No	\$20,000.00
17095		21A	No	\$11,050.00
17097		21A	No	\$25,000.00
17100		21A	No	\$14,389.00
17103		21A	No	\$25,000.00
17118		21A	No	\$25,000.00
17130		21A	No	\$24,406.06
17322		21A	No	\$25,000.00
17435		21A	No	\$25,000.00
Total Funded Amount:		\$11,712,874.37		

Obligated (PR-57):	11,712,874.37	
Reconciliation with PER		
PER allocation	11,712,874.37	
Total Obligate	11,712,874.37	Matched


Community Development Systems
Integrated Disbursement & Information System (IDIS)**User:** C28005
Role: Grantee
Organization:
OREGON[- Logout](#)**Grant**
[- Search](#)
[- HESG Review](#)**Subfund**
[- Add](#)
[- Search](#)**Subgrant**
[- Add](#)
[- Search](#)**Subfund Program Income**
[- Add](#)
[- Search](#)**Subgrant Program Income**
[- Add](#)
[- Search](#)**Utilities**
[- Home](#)
[- Data Downloads](#)
[- Print Page](#)
[- Help](#)**Links**
[- !\[\]\(0d5ec72f61334709c3fc9450209b754f_img.jpg\) Contact Support](#)
[- !\[\]\(944d59db1282ea95b82255c3404a2195_img.jpg\) Rules of Behavior](#)
[- CPD Home](#)
[- HUD Home](#)[Plans/Projects/Activities](#)[Funding/Drawdown](#)[Grant](#)[Grantee/PJ](#)[Admin](#)[Reports](#)**Grant****View Grant**[Return to Search Grants](#)[View Grant History](#)[View Sanction Data](#)**Grantee/PJ Name:** (tip)
OREGON**Program:** (tip)
CDBG**Grant Year:** (tip)
2013**Grant #:** (tip)
B-13-DC-41-0001**Administering Organization:** (tip)
OREGON BUSINESS DEVELOPMENT DEPT.**Payee EIN/TIN#:** (tip)
93-0621491**Grant Status:** (tip)
Active**Grant Blocked:** (tip)
No**Award Date:** (tip)
07/09/2013**Grantee Organizational DUNS #:** (tip)
80-957-9543**Grant Amounts**[View Subfunds](#)

	Amount
Original Allocation Amount	\$12,178,221.00
Current Authorized Amount	\$12,178,221.00
Formula Grant Amount	\$12,178,221.00
(Grant) Reduction Amount (-)	\$0.00
De-obligated Amount (-)	\$0.00
Reallocation Amount	\$0.00
Net Drawn Amount	\$12,178,221.00
Drawn Amount (+)	\$12,178,221.00
Drawdown Pending Amount (+)	\$0.00
Returned Amount (+)	\$0.00
IDIS Draw Balance	\$0.00
LOCCS Draw Balance	\$0.00
Subfunded Amount	\$0.00
EN Funds (Authorized Amt minus Subfunded Amt)	\$12,178,221.00
Amount Committed to Activities	\$12,178,221.00

Amount Available to Commit to Activities	\$0.00
Amount Available to Draw	\$0.00

[Return to Search Grants](#) | [View Grant History](#) | [View Sanction Data](#)

For IDIS Support only: Tue Jan 17, 2023 at 3:26

 Session Timeout



State of Oregon

B-14-DC-41-0001

PART I—NARRATIVE REQUIREMENTS**December 31, 2022**

State	OREGON
Reporting Period FY	2022
Grant Number	B-14-DC-41-0001
Data as of:	December 31, 2022
1. Financial Status	
A: Total Funds	
(1) Allocation	\$11,914,018
(2) Program Income	\$3,361.11
B: Amount Obligated to Recipients	\$11,482,130.96 (see note)
C: Amount Drawn Down	\$11,497,324.85 (IDIS 1.17.2023)
D: Amount for State Administration	\$338,280
E: Technical Assistance	\$119,140
F: Section 108 Loan Guarantees	N/A

2. National Objectives	
A: Period Specified for Benefit (Fiscal Year to Fiscal Year)	2012 - 2014
B: Amount used to:	
(1) Benefit Low/Moderate Income Persons	\$ 11,309,376.96
(2) Prevent/Eliminate Slums/Blight	\$0
(3) Meet Urgent Needs	\$0
(4) Acquisition/Rehab Noncountable	\$0
(5) Local Administration	\$ 172,755.00
(6) Unobligated FY2014 Funds (Not included in total)	\$0
(7) Unobligated Recaptured Grant Repayments (Not included in total)	\$0
Total	\$11,482,130.96 (see note below)

NOTE:

Part I-Narrative Requirements total obligated to recipients - The total of \$11,482,130.96 obligated to recipients includes \$11,456,597.46 of FY2014 funds, \$22,172.39 of Return Recaptured Grant (RGR) and \$3,361.11 of Program Income.

PR28 Report total obligated to recipients – The \$11,936,189.85 total obligated to recipients on the PR28 includes the FY2014 obligation of \$11,478,769.85 (comprised of FY2014 funds \$11,456,597.46 and RGR \$22,172.39) and the set aside for state administration (line 12) of \$338,280.00. The total obligated in the PR28 does not include the state's 2014 program income of \$3,471.70 (shown on lines 3 and 5), and was redistributed

PR57 Report total obligated to recipients – The \$11,478,769.85 is the FY2014 program funds that were obligated of \$11,456,597.46 and RGR of \$22,172.39 and does not include: 1) the 2014 program income of \$3,361.11; and 2) the set aside for state administration of \$338,280.00. This total is automatically generated by IDIS.

IDIS shows the following:

\$ 338,280	for state Admin
\$ 119,140	for 1% set aside
<u>\$11,456,597.46</u>	As the distribution standard available for projects on the PR57
\$11,914,017.46	Total (which is less than the annual allocation of \$11,914,018 by \$0.54)

There were no changes to activities identified in the PY 2014 PER.

**There were no changes to activities identified in the PY 2014 PER.
PY2014 is currently in the process with HUD for Grant Year Closeout**

B-14-DC-41-0001
PART II—NARRATIVE REQUIREMENTS
December 31, 2022

Describe the Resources Made Available

In 2014 IFA had \$ 11,750,246.69 in available CDBG resources to award to units of general local government. Table I below illustrates the information more clearly but a quick summary is provided below:

- 1) FY2014 annual grant (amount available for projects) \$11,456,597.46
- 2) FY2013 and prior year recaptured funds \$268,115.73
- 3) FY2014 Recaptured Grant Repayment \$22,172.39
- 4) FY2014 program income \$3,361.11

Describe the Investment of Available Resources

Table I below illustrates the investment of \$11,714,449.23 of CDBG funds more clearly.

Table I illustrates that the 2014 funds were fully obligated by the December 31, 2014. The state obligated its Program Year 2014 funds for activities in accordance, as much as possible, with the targets set in the *2014 Annual Action Plan for the Oregon Consolidated Plan*. The state exceeded the annual allocation funding targets in the following categories:

- Community Facilities: Target was 26% and during 2014 the state obligated 47.72%.

The state did not exceed the annual allocation funding targets in the following categories:

- Public Works: Target was 49% and during 2014 the state obligated 47.24%.
- Microenterprise Assistance: Target was 3% and during 2014 the state obligated 1.62%.
- Housing Rehabilitation: Target was 22% and during 2014 the state obligated 3.41%.

Variance between Targeted and Awarded Funding in 2014

The 2014 Method of Distribution (MOD) identifies that OBDD-IFA intended to award funds according to the target percentages, but OBDD-IFA is not obligated to award all the funds targeted to each category, i.e., if enough projects are not awarded in a particular category, applications in other categories may be funded. Each calendar quarter OBDD-IFA will conduct a quarterly target review and determine if funds need to be moved from one category to another to address program needs.

At each calendar quarter the need for the program, based upon the complete applications received was reviewed against the targeted percentages. OBDD-IFA varied from the funding targets, in accordance with the 2014 MOD, and for the following reasons:

- The state of Oregon has no control over the type and quantity of applications submitted for funding under the program. As of December 31, 2014, the State received twelve completed applications totaling of \$13,845,998. And due to the limited amount of funds only nine out of twelve projects that benefit the most LMI were able to be funded in 2014.
- During 2013 the state saw an increase in the demand for community facilities and public works projects. This increase continued to date. This upward trend was caused by improvement of the economy conditions that gives a little boost in the capacity to undertake large projects to address the community needs.

As of December 31, 2014, \$11,714,449.23 of the 2014 Program Year funds were obligated and the Department received applications totaling \$13,845,998. In total the projected obligation for the FY 2014 funds were obligated in accordance with the *2014 Method of Distribution* within the 15-month Timely Distribution period.

Table I

	2014 Annual Allocation and Targets		OBLIGATED	2014 Allocation actual funding	2014 program income	2014 Recaptured Grant Repayment	2013 unobligated program funds	2013 and prior year unobligated recaptured funds	TOTAL OBLIGATED by 12-31-14 AND ASSOCIATED PERCENTAGE	
Category	Amount	%		Amount	Amount	Amount	Amount	Amount	Amount	%
Microenterprise Assistance	\$343,697.92	3%	Obligated by 12-31-14	\$52,999.46	0.00		0.00	137,000.54	190,000.00	1.62%
Public Works	\$5,613,732.76	49%	Obligated by 12-31-14	\$5,413,148.77	3,361.11	22,172.39	0.00	95,317.73	5,534,000.00	47.24%
Public/Community Facilities	\$2,978,715.34	26%	Obligated by 12-31-14	\$5,590,449.23	0.00				5,590,449.23	47.72%
Housing Rehabilitation	\$2,520,451.44	22%	Obligated by 12-31-14	\$400,000	0.00		0.00	0.00	400,000.00	3.41%
Total	\$11,456,597.46	100%								
Total Available to Obligate in 2014	\$11,750,246.69			\$11,456,597.46	3,361.11	22,172.39	0.00	268,115.73		
Total Obligated for PY2014	\$11,714,449.23			\$11,456,597.46	3,361.11	22,172.39		232,318.27	11,714,449.23	100%
Unobligated	\$35,797.46							35,797.46		

The Families and Persons Assisted (including the racial and ethnic status of persons assisted)

Table II below illustrates the proposed beneficiaries with the CDBG awards (funds obligated by December 31, 2014) made during program year 2014. The proposed race and ethnic status of the persons to be assisted was obtained from the specific CDBG applications received by IFA for funding consideration.

Table II

Project #	Grantee	Project	# housing units	Total Persons	Total LMI Persons	White – not Hispanic	Hispanic	American Indian/ Alaskan native	Black, not Hispanic	Asian/ Native Hawaiian & Pacific Islander	Two or more Races
P14010	Yoncalla	Wastewater Design & Construction		1,047	624	937	48	18	2	5 24	13
P14011	Huntington	Wastewater Design & Construction		440	261	374	6	52	1	3 0	4
C14012	Dallas	Senior Center Design and Construction		1,820	1,820	1,614	82	36	4	15 2	67
C14013	Hermiston	Senior Center Design and Construction		2,586	2,586	1,508	838	21	15	37 5	162
C14014	Curry County	Head Start Design and Construction		63	60	56	3	1	0	1 0	2
P13004	Drain	Wastewater Design - Grant Increase		Reported in prior year PER							
P13020	Douglas Co.	Wastewater Design and construction - Grant Increase		Reported in prior year PER							
H14006	McMinville	Housing Rehabilitation	60	115	115	100	12	0	0	0 0	3
M14007	Lincoln Co	Microenterprise Assistance		30	30	24	0	0	2	2 0	2
M14008	Baker Co	Microenterprise Assistance		Reported in prior year PER							0 0
M14009	Independence	Microenterprise Assistance		Reported in prior year PER							
TOTALS			60	6,101	5,496	4,613	989	128	24	63 31	253

Activities to Address Homelessness, Chronic Homelessness and Persons with Special Needs

There were two CDBG projects awarded in PY2014 or assisted with FFY2014 funds for person with special needs under Community Facilities Senior Centers in the area of Hermiston and Dallas.

Actions Taken To Affirmatively Further Fair Housing, A Summary of Impediments and Actions Taken To Overcome the Effects of Impediments

Three state agencies administer programs that serve to further fair housing for Oregon's people. As result the Analysis of Impediments to Fair Housing Choice was a joint effort between the state agencies and the actions taken to overcome the impediments were also divided amongst the state agencies. For a complete description of the impediments found in the 2011–2015 Analysis of Impediments to Fair Housing Choice, the 2011–2015 Fair Housing Action Plan and a summary of all the state agency actions to overcome the identified impediments, please refer to the more detailed analysis included in the 2014 Consolidated Annual Performance Evaluation Report (CAPER). This CDBG Performance Evaluation Report (PER) narrative summarizes the actions taken by the IFA to address/overcome specific impediments.

Business Oregon, which administers Community Development Block Grant funds for the state's non-metropolitan cities and counties, educates its recipients about their fair housing responsibilities in several ways including: 1) presentations at workshops, 2) an updated comprehensive Grant Management Handbook, 3) provision of informational handouts, posters, brochures and individual technical assistance, as needed or requested, 4) sending recipients notices of workshops or conferences which address fair housing issues and 5) completed a new 2011-2015 statewide Analysis of Impediments to Fair Housing Choice and Fair Housing Action Plan which are made available to recipients to identify, plan for and remove impediments to fair housing choice.

The efforts of OBDD-IFA, identified below are addressing the following impediments identified in the 2011-2015 Analysis of Impediments to Fair Housing Choice:

- A(2) - Need to initiate communication with the Oregon Department of Land Use and Conservation Development (DLCD) to review land use laws in the non-entitlement areas of the Oregon to identify and attempt to overcome any impediments to fair housing choice created by these laws;
- B(1) – Lack of coordinated fair housing outreach and educational methods in the non-entitlement areas of Oregon;
- B(2) – Lack of understanding of fair housing laws and complaint system;
- B(3) - Establish a strategic communication plan to increase knowledge of fair housing laws in Oregon;

- C(1) – Refusal to allow reasonable accommodations. Enhance outreach and education activities to increase understanding of common discriminatory actions seen in the rental market.
- C(2) – Discrimination against Section 8 voucher holders;
- C(3) – Discriminatory terms and conditions in the market place. Enhance outreach and education activities to consumers to overcome the two types of discriminatory activities (refusal to allow reasonable accommodation and discrimination against Section 8 voucher holders) in the rental markets; and,
- C(4) – Discriminatory refusal to rent.

OBDD-IFA continues to Fund fair housing activities through the Fair Housing Council of Oregon (FHCO) and the Greater Eastern Oregon Economic Development District (GEODC). Since January 2011, OBDD-IFA has funded these entities to complete activities to further fair housing and remove impediments to fair housing choice:

- FHCO (contract from July 1, 2011 to December 31, 2012 for \$55,000
- GEODC (contract from July 1, 2011 to June 30, 2012 for \$20,000
- FHCO (contract for 3 workshops n 2013) for \$8,000
- GEODC (contract from July 1, 2012 to June 30, 2014 for \$32,000
- FHCO (contract from July 16, 2013 to December 31, 2013) for \$65,800
- FHCO (Contract from March 24, 2014 to December 31, 2015) for \$140,000

Table III, below summarizes the impediments identified within 2011-2015 Analysis of Impediments to Fair Housing Choice and Fair Housing Action Plan being addressed by OBDD-IFA and the actions taken by OBDD-IFA and through its contractors, FHCO and GEODC to address the identified impediments:

During 2014 the following additional activities occurred:

- a. The state continues to convey fair housing information via the CDBG 'listserve' which was started in 2007. This listserve disseminates information to all interested persons and grant recipients.
- b. IFA has completed translation of CDBG forms, notices and letters that will provide the Units of General Local Government (UGLG), and persons of limited English proficiency more accessibility to the program information.
- c. IFA continues outreach through technical assistance workshops/ presentations regarding Limited English Proficiency Plan and Section 3 Plan along with the dissemination of the new established Section 3 Business Registry web page.
- d. IFA staff participated in the new Interagency Council on Homelessness and Hunger that was formed as a direct result of House Bill 2073. This council will play a key role in

reviewing and implementing policy initiatives that will effectively move Oregon forward in reducing the problem of hunger and homelessness.

- e. In 2014 IFA continued the new requirement added to the *2010 Method of Distribution*, requiring the submission of reasonable accommodation policies when becoming a certified sub-grantee in the *2014 Method of Distribution*.

Table III
Efforts to Remove Barriers/Impediments to Fair Housing

Identified Impediment in the 2011-2015 Analysis of Impediments	Action	Work to be Contracted by OBDD-IFA to full fill the requirements of the 2011-2015 Fair Housing Action Plan	Outcome	Measurement	FHCO Contract April 1, 2014 to December 31, 2015	Actions completed in 2014 as of December 31, 2014	Aggregated Actions taken from 2011-2015
A – Organizational/ Political constraints A(2)-Local zoning constraints and Not-In-My-Backyard philosophies tend to restrict inclusive housing production policies; existence of such policies or administrative that may not be in the spirit of affirmatively furthering fair housing.	Initiate communication with the Oregon Department of Land Use and Conservation Development (DLCD), to review land use laws within the non-entitlement areas of Oregon to identify and attempt to overcome any impediments to fair housing choice created by these laws.	The initiation, coordination and completion of 4 meetings with DLCD to discuss non-entitlement land use laws. The development of a summary “white paper” of the results of the 4 meetings.	Better understanding of the impacts of Oregon law.	The completion of 4 meetings with DLCD and summary of the meeting results.	<p>Task 1 - Conduct 2 additional meetings with DLCD to discuss non-entitlement land use laws and the development of a summary “white paper” of the results of the 4 meetings.</p> <p>Create a 15-20 minute educational video to be shown as part of training for non-entitlement area land use and policy decision makers as well as area housing consumers and advocates to explain the basic concepts of AFFH. Show the video to 6 non-entitlement areas.</p>	<p>Task 1 - FHCO director had teleconference with DLCD on June 20, 2014.</p> <p>The educational video is complete and can be found at: http://vimeo.com/user25658681/review/100159910/2ec832ee0e</p> <p>Video has been distributed to all public housing authority directors in Oregon and viewed 322 times.</p> <p>On July 16, 2014 video was shown at the Union County Court House for county staff.</p> <p>In September, 2014, 450 representative of small cities in Oregon received a direct e-mail with link to the video</p> <p>October 29, 2014 video was shown at the Neighborhood Partnerships statewide conference, approximately 400 participants attended and as a result 91 vimeo showings were tracked on line.</p>	<p>Task 1 - Three meetings have been held: October 25, 2012 in Salem and June 20, 2013 in Salem and a teleconference on June 20, 2014.</p> <p>The educational video is complete and can be found at: http://vimeo.com/user25658681/review/100159910/2ec832ee0e</p> <p>Video has been distributed to all public housing authority directors in Oregon and viewed 322 times.</p> <p>On July 16, 2014 video was shown at the Union County Court House for county staff.</p> <p>In September, 2014, 450 representative of small cities in Oregon received a direct e-mail with link to the video</p> <p>October 29, 2014 video was shown at the Neighborhood Partnerships statewide conference, approximately 400 participants attended and as a result 91 vimeo showings were tracked on line.</p>

Identified Impediment in the 2011-2015 Analysis of Impediments	Action	Work to be Contracted by OBDD-IFA to full fill the requirements of the 2011-2015 Fair Housing Action Plan	Outcome	Measurement	FHCO Contract April 1, 2014 to December 31, 2015	Actions completed in 2014 as of December 31, 2014	Aggregated Actions taken from 2011-2015
<p>B- Structural Barriers</p> <p>B(1)-Need for more effective outreach and education methods, such as television and radio advertisements, seminars, webinars and other dissemination methods not currently utilized by the state, particularly in the non-entitlement areas of Oregon.</p> <p>B(2)-Need to increase knowledge of fair housing and fair housing complaint system.</p>	<p>Increase knowledge of fair housing laws in Oregon.</p>	<p>The development and completion of educational outreach activities regarding fair housing laws and complaint system. Using standard and alternative (non-traditional) dissemination media, such as television, radio advertisements, webinars, seminars, and other communication media not currently utilized by the state.</p> <p>The development and effective distribution of printed information explaining current Oregon Law, including who is protected and what constitutes illegal discriminatory treatment.</p> <p>The development informative brochures.</p>	<p>Consistent effort at public and partner education.</p>	<p>Number of educational outreach activities and events that were completed, dates, attendees and their locations.</p> <p>The number of informative brochures distributed and identification of the distribution locations.</p>	<p>Task 2 - Conduct at least 8 mass media outreach activities. These activities may include PSAs, radio interviews, television appearances, and outreach events in local communities. Including posting a combination of 200 Twitter feeds, Face book posts, Blog posts and news articles each year. Spanish-language outlets will be targeted for these activities.</p> <p>Conduct 6 listening sessions for non-entitlement jurisdiction residents to collect input on fair housing concerns in at least the following areas: land use and regulatory barriers, housing opportunity, segregation of specific populations, access to housing.</p>	<p>Task 2 - One day long outreach event at the mobile Mexican Consulate in Southern Oregon on May 16&17, 2014 – 300 attendees.</p> <p>One day long outreach event at the mobile Mexican Consulate in The Dalles on June 28, 2014 – 120 attendees.</p> <p>Mexican Independence Day event in Ontario – 500 attendees, on September 14, 2014.</p> <p>In 2014, There have been 321 news articles submitted, with 265 Facebook/Twitter and 4 blogs for 589 as of December 31, 2014.</p> <p>Four radio interviews on KCMB, KWRL, La Grande on July 15, 2014 ; KUMA, Pendleton on July 18, 2014; KPPT, Newport on October 24, 2014; KNCU/ KYTE, Lincoln City, on October 28, 2014</p> <p>And 34 calls resulting from the Google/ Internet Searches.</p> <p>4 listening sessions have occurred: September 11, 2014 with the Oregon Child Development Coalition staff, 8 participants; September 11, 2014 Oregon Child Development Coalition staff, 35 participants;</p>	<p>Task 2 - 13 mass media outreach events have been completed; A radio interview with the La Pantera (KWBY) in Woodburn, OR, on November 17, 2011; A fair housing program and discussion on cable television in Jackson and Josephine Counties; A Medford radio interview (KEHD) on March 8, 2012; A Resource Fair in Hood River with 150 attendees; A radio interview on KUMA radio, Am radio in Pendleton on August 20, 2012; A radio interview on Jefferson Radio/OPB Ashland on September 2012; A radio interview on KSHD covering Shady Cove and Eagle Point on February 28, 2013; An Employee fair for the 400 employees of Amy's Frozen Foods in White City on August 21, 2013; A radio interview on the Jefferson Exchange public radio covering Eugene to Northern CA on November 14, 2013; A radio interview on KBKR for Union and Baker counties on December 7, 2013; and, two day long outreach events with the Mexican Consulate, one in Southern Oregon on May 16 & 17, 2014 and one in the The Dalles on June 28, 2014.</p> <p>Mexican Independence Day event in Ontario – 500 attendees, on September 14, 2014.</p> <p>In 2014, There have been 321 news articles submitted, with 265 Facebook/Twitter and 4 blogs for 589 as of December 31, 2014.</p>

Identified Impediment in the 2011-2015 Analysis of Impediments	Action	Work to be Contracted by OBDD-IFA to full fill the requirements of the 2011-2015 Fair Housing Action Plan	Outcome	Measurement	FHCO Contract April 1, 2014 to December 31, 2015	Actions completed in 2014 as of December 31, 2014	Aggregated Actions taken from 2011-2015
					<p><u>Task 4</u> – Show newly updated "Anywhere But Here" display in at least 10 non-entitlement communities</p>	<p>October 21, 2014 Legal Services of Oregon staff in Newport, 2 participants; October 22, 2014 Community Services Consortium staff, Newport, 2 participants.</p> <p><u>Task 4</u> – The display is being shown at Four Rivers Cultural Center in Ontario from July to mid December 2014. On October 30, 2014 the display was exhibited at the Ford Family Foundation in Roseburg</p> <p><u>Task 5</u> – 2,665 informational materials have been distributed in the non-entitlement areas.</p>	<p>Four radio interviews on KCMB, KWRL, La Grande on July 15, 2014 ; KUMA, Pendleton on July 18, 2014; KPPT, Newport on October 24, 2014; KNCU/ KYTE, Lincoln City, on October 28, 2014</p> <p>And 34 calls resulting from the Google/ Internet Searches.</p> <p>4 listening sessions have occurred: September 11, 2014 with the Oregon Child Development Coalition staff, 8 participants; September 11, 2014 Oregon Child Development Coalition staff, 35 participants; October 21, 2014 Legal Services of Oregon staff in Newport, 2 participants; October 22, 2014 Community Services Consortium staff, Newport, 2 participants.</p> <p><u>Task 4</u> – A new traveling display "Anywhere but here" was developed.</p> <p>– The display is being shown at Four Rivers Cultural Center in Ontario from July to mid December.</p> <p><u>Task 5</u> - Fair housing posters were revised and translated into Spanish by April 16, 2012. Developed a new brochure "Fair Housing for Students" and Fair Housing for Real Estate</p>

Identified Impediment in the 2011-2015 Analysis of Impediments	Action	Work to be Contracted by OBDD-IFA to full fill the requirements of the 2011-2015 Fair Housing Action Plan	Outcome	Measurement	FHCO Contract April 1, 2014 to December 31, 2015	Actions completed in 2014 as of December 31, 2014	Aggregated Actions taken from 2011-2015
					<p><u>Task 5</u> - Distribute 20,000 information materials about fair housing to housing consumers, providers, government agency staff, and the general public</p> <p><u>Task 6</u> - Distribute 5,000 fair housing newsletters</p>	<p><u>Task 6</u> – The April, September and end of year 2014 newsletters were distributed 8,753 recipients.</p>	<p>Professionals”. A total of 2,915 English and 100 Spanish brochures were distributed. A fair housing tab has been added to GEODC’s web site. During 2013, a total of 9,753 fair housing materials have been distributed. To date in 2014, 2,665 informational materials have been distributed in the non-entitlement areas.</p> <p><u>Task 6</u> – 8325 newsletters were distributed by the FHCO. GEODC distributed Fair Housing information via GEODC newsletters, the Southwest Regional Alliance and at the Morrow County Commissioners meeting. In 2013 there were 197 Tweets, 224 Facebook posts and 78 articles distributed.</p> <p><u>Task 8</u> -15 workshops have been held: August 22, 2011, Corvallis; August 25, 2011, La Grande; September 12, 2011, Jackson County; October 25, 2011, Salem; May 2, 2012 Tillamook and Hood River; June 21, 2012, St. Helens (Landlord) and St. Helens (Agencies/Jurisdictions); July 18, 2012, Madras, Oregon Child Development Corporation advocates; September 14, 2012, Roseburg, Neighborworks Umpqua, UCAN and HADCO; and June</p>

Identified Impediment in the 2011-2015 Analysis of Impediments	Action	Work to be Contracted by OBDD-IFA to full fill the requirements of the 2011-2015 Fair Housing Action Plan	Outcome	Measurement	FHCO Contract April 1, 2014 to December 31, 2015	Actions completed in 2014 as of December 31, 2014	Aggregated Actions taken from 2011-2015
					<p><u>Task 8</u> – Further work on this task was moved to C-Rental Markets (C-2) below.</p>	<p><u>Task 9</u> – 23 partners have been identified and 19 partners were trained:</p> <p>1)Four Rivers Cultural Center Ontario; 2)Communities in Action, Ontario – trained 7/14/14; 3) Oregon Child Development Center, Ontario – trained 9/12/14; 4)Community Connections of Northeast Oregon, LaGrande – trained 7/15/14; 5) Treasure Valley Rental Owners Association, Ontario – trained 7/14/14; 6)Northeast Rental Owners Association, LaGrande – trained</p>	<p>11, 2013 in Ontario. In these workshops a total of 1,192 resource material packets, in 8 different languages have been distributed. During 2013 the following workshops were conducted with 113 attendees: Multi-Family Housing NW on September 19, 2013; Northeast Oregon Housing Authority on October 21, 2013; Emergency Shelter and Transitional Housing in Jackson and Josephine counties on November 5, 2013; and Adult Foster Care providers on St. Helens on December 30, 2013.</p> <p>GEODC conducted Fair Housing Workshops for Umatilla County on November 17, 2011, and Morrow County.</p> <p><u>Task 9</u> -. This is an on-going task and the FHCO is currently scheduling meetings with local organizations in non-entitlement areas of the state to increase their capacity to perform outreach and education. The organizations that have been contacted so far include: St. Helens Rural Organizing Project; PICUN, farm worker advocacy in Woodburn; Siletz Tribe; Healthy Start advocacy groups statewide; National Alliance for the Mentally Ill (NAMI) chapters throughout the state; Monmouth Tenant Association; Oregon Action in Medford; Independent Living Resource centers in Medford, Roseburg and Cave Junction;</p>

Identified Impediment in the 2011-2015 Analysis of Impediments	Action	Work to be Contracted by OBDD-IFA to full fill the requirements of the 2011-2015 Fair Housing Action Plan	Outcome	Measurement	FHCO Contract April 1, 2014 to December 31, 2015	Actions completed in 2014 as of December 31, 2014	Aggregated Actions taken from 2011-2015
					<p><u>Task 9</u> - Identify at least 40 partners to be fair housing resources at the local level to increase the capacity to perform education and outreach. Conduct training's for 15 partners to enable them to effectively communicate fair housing information in their locality.</p>	<p>7/16/14; 7) Community Action program of East Centreal Oregon, Pendleton – trained 7/17/14; 8) Oregon Affordable Housing Management Association; 9) Oregon Child Development Coalition – trained 9/11 and 9/12/14; 10) Malheur County DHS, Ontario – training 9/11/14; 11) Lane County Rental Owners Association – training 7/19/14; 12) Red Lodge Transition Services, Coffee Creek – trained 8/14/14; 13) Samaritan House Shelter – trained 10/20/14; 14) My Sisters Place – trained 10/20/14; 15) Community Services Consortium, Lincoln City; 16) Legal Aid Services, Newport; 17) Providence Supportive Housing, Hood River – trained 10/29/14; 18) HADCO – trained 10/29/14; 19) Neighborworks Umpqua, Roseburg – trained 10/29/14; 20) Klamath Housing Authority, Klamath Falls – trained 11/3/14; 21) Klamath Housing Group, Klamath Falls – trained 11/3/14; 22) Lincoln County Board of Realtors – training 11/10/14; and, 23) Lincoln County ESD Help Center – trained 10/20/14.</p> <p><u>Task 11</u> – 2015 contest work has begun i.e. brochure and cover letter being</p>	<p>and the CAUSA Latino advocacy group, Four Rivers Cultural Center, Communities in Action, Oregon Child Development Center, Community Connections of Northeast Oregon, Treasure Valley Rental Owners Association, Northeast Rental Owner Associations. Community Action Program of East Central Oregon, Oregon Affordable Housing Management, Oregon Child Development Coalition; Malheur County; Lane County Rental Owners Association, Red Lodge Transition Services, Samaritan House Shelter, My Sister's place, Community Service Consortium, Legal Aid Service, Providence Supportive Housing; HADCO, Neighborworks Umpqua, Klamah Housing Authority, Klamath Housing group, Lincoln County Board of Realtors, Lincoln County ESD Help Center. Once the initial meetings are scheduled and conducted, the FHCO will set up trainings and follow-up meetings.</p>

Identified Impediment in the 2011-2015 Analysis of Impediments	Action	Work to be Contracted by OBDD-IFA to full fill the requirements of the 2011-2015 Fair Housing Action Plan	Outcome	Measurement	FHCO Contract April 1, 2014 to December 31, 2015	Actions completed in 2014 as of December 31, 2014	Aggregated Actions taken from 2011-2015
					<u>Task 11</u> – Conduct a 2014 and 2015 fair housing poster contest for Oregon children in first through eighth grades, throughout Oregon.	printed; updating outreach list; preparing for bulk mailing, E-Blast and telephone outreach. Contest promotion will commence in January 2015.	<u>Task 11</u> – In February 2013 fair housing poster materials were delivered to the Cities of Stanfield and Echo. GEODC also conducted a reading at the Echo Library on April 19, 2013 for children from 4-8 years old. <u>Other</u> - GEODC participated in a forum on housing issues in Pendleton. 2015 contest work has begun i.e. brochure and cover letter being printed; updating outreach list; preparing for bulk mailing, E-Blast and telephone outreach. Contest promotion will commence in January 2015.
B- Structural Barriers B(1)-. Need for more effective outreach and education methods, such as television and radio advertisements, seminars, webinars and other dissemination	Increase knowledge of fair housing laws in Oregon.	Develop a methodology to measure results of education and outreach events and activities, including non-traditional outreach methods.	Evaluation of existing measures and suggestions for new approaches.	System for measuring effectiveness of outreach for future implementation.	<u>Task 12 (a)</u> - Conduct four meetings (semi-annual) with OBDD-IFA to further develop or implement the plan developed by FHCO on March 31, 2012.	<u>Task 12 (a)</u> – OBDD and FHCO met on July 15, 2014. The FHCO has been providing Technical Evaluation of the proposals for completion of the state's A/I, and participated in a kick-off meeting with the selected consultant on December 18, 2014.	<u>Task 12</u> - Methodology was completed in 2012. <u>Task 12(a)</u> - OBDD and FHCO met on July 15, 2014. The FHCO has been providing Technical Evaluation of the proposals for completion of the state's A/I, and participated in a kick-off meeting with the selected consultant on December 18, 2014.

Identified Impediment in the 2011-2015 Analysis of Impediments	Action	Work to be Contracted by OBDD-IFA to full fill the requirements of the 2011-2015 Fair Housing Action Plan	Outcome	Measurement	FHCO Contract April 1, 2014 to December 31, 2015	Actions completed in 2014 as of December 31, 2014	Aggregated Actions taken from 2011-2015
methods not currently utilized by the state, particularly in the non-entitlement areas of Oregon.					<u>Task 12(b)</u> - Develop a methodology to measure the results of education and outreach activities developed by FHCO on March 31, 2012. The new system will be implemented by December 31, 2015.	<p><u>Task 12 (b)</u> – FHCO evaluating use of Policy Map to track calls/intakes in geographic areas of state.</p> <p>FHCO submitted a HUD grant proposal that would supported the use of an independent third party evaluator for this work – grant not awarded.</p> <p>The FHCO continues to consider appropriate methodologies. Training evaluations are analyzed but this methodology does not provide an effective technique for measuring effectiveness of training. FHCO is reviewing hotline activity and geographic areas to determine if this is a better indicator or training impact.</p>	<p><u>Task 12 (b)</u> - FHCO evaluating use of Policy Map to track calls/intakes in geographic areas of state. HUD grant for the work was submitted and not awarded.</p> <p>The FHCO continues to consider appropriate methodologies. Training evaluations are analyzed but this methodology does not provide an effective technique for measuring effectiveness of training. FHCO is reviewing hotline activity and geographic areas to determine if this is a better indicator or training impact.</p>
<p>B- Structural Barriers</p> <p>B(1)- Need for more effective outreach and education methods, such as television and radio advertisements, seminars, webinars and other dissemination</p>	Establish a strategic communication plan to increase knowledge of fair housing laws in Oregon.	The development of a strategic statewide communication plan to increase knowledge of fair housing laws in the non-entitlement areas of Oregon.	Better educated community members and partners.	The development of a statewide strategic plan for future implementation.	<u>Task 14</u> - Further work on the development and/or implementation of the strategic statewide communication plan will be addressed in the fair Housing Collaborative Meetings, under <u>Task 10</u> below.		<p><u>Task 14</u> - Strategic Plan was completed on March 31, 2012.</p> <p>Between the FHCO and GEODC, it is estimated, that there was a gain of an additional 500 clients based upon listserves, flyer distribution and training sessions. This gain is projected to be based upon the increased fair housing awareness through the efforts of GEODC in Eastern Oregon, under this contract</p>

Identified Impediment in the 2011-2015 Analysis of Impediments	Action	Work to be Contracted by OBDD-IFA to full fill the requirements of the 2011-2015 Fair Housing Action Plan	Outcome	Measurement	FHCO Contract April 1, 2014 to December 31, 2015	Actions completed in 2014 as of December 31, 2014	Aggregated Actions taken from 2011-2015
methods not currently utilized by the state, particularly in the non-entitlement areas of Oregon.							
C - Rental Markets C(1)- Refusal to allow reasonable accommodations. C(2)- Discrimination against Section 8 voucher holders. C(3)- Discriminatory terms and conditions in the market place. C(4)- Discriminatory refusal to rent.	Enhance outreach and education activities to increase understanding of common discriminatory actions seen in the rental markets. Enhance outreach and education activities to consumers to overcome the two types of discriminatory activities (refusal to allow reasonable accommodation and discrimination against Section 8 voucher holders) identified in rental markets.	The development of a plan to increase understanding of common discriminatory actions seen in the rental markets within the non-entitlement areas of the state. This plan must emphasize the outreach and education activities that will take place to assist consumers in overcoming the discriminatory activities of: refusal to allow reasonable accommodation; and, discrimination against Section 8 voucher holders in non-entitlement rental markets.	Better educated housing consumers and providers.	The development of a statewide plan for future implementation.	Task 3 - Expand bank of video and photographic materials to enhance virtual tours of historic discrimination and present tours to at least 10 non-entitlement jurisdictions.	Task 3 – Identified,obtained photographs and videotaped interviews to incorporate Japanese Americans who worked in farm labor camps in Eastern Oregon during World War II. Met local historians in Ontario, La Grande and the Josephine County Historical Society, along with obtaining materials and photos.	Task 3 - Plan was completed in 2012. OBDD-IFA is now contracting to complete actions identified within that plan. The development of a curriculum/training materials and agenda for workshops on common discriminatory actions seen in rental markets, specifically overcoming denial of reasonable accommodations and discrimination against Section 8 voucher holders was granted an extension to 2014. A new brochure "Fair Housing for Students" was developed and 3 fair housing workshops regarding common discriminatory practices were completed and are as follows: Pendleton – August 20, 2012, where there were 8 attendees; Medford – September 11, 2012, where there were 19 attendees; and, Portland – October 2, 2012 (Includes a bus tour), where there were 28 attendees. GEODC provided 4 trainings in Pendleton, La Grande (August 20, 2012) , Wallowa; Vale (September 18, 2012); Ontario (June 11, 2013) with emphasis on tenant rights and landlord responsibility.

Identified Impediment in the 2011-2015 Analysis of Impediments	Action	Work to be Contracted by OBDD-IFA to full fill the requirements of the 2011-2015 Fair Housing Action Plan	Outcome	Measurement	FHCO Contract April 1, 2014 to December 31, 2015	Actions completed in 2014 as of December 31, 2014	Aggregated Actions taken from 2011-2015
					<p><u>Task 7</u> – Continue to update FHCO website to expand the knowledge, awareness and support of fair housing laws, enforcement avenues, and protections for citizens of the State.</p> <p><u>Task 8</u> - Coordinate with the Community Action Partnership of Oregon and the statewide network of adult care home providers to provide focused efforts on educating consumers about fair housing discrimination, reasonable accommodation, and section 8 protections as provided by HB2639. Conduct at least 4 webinars and assist with reasonable accommodation requests.</p>	<p><u>Task 7</u> – In 2014 the web site updates are on-going. During 2014 there were a total of 1,460,823 hits.</p> <p><u>Task 8</u> – In 2014, started working with adult foster care home licensors to revise written materials.</p>	<p>Identified,-obtained photographs and videotaped interviews to incorporate Japanese Americans who worked in farm labor camps in Eastern Oregon during World War II. Met local historians in Ontario, La Grande and the Josephine County Historical Society, along with obtaining materials and photos.</p> <p><u>Task 7</u> - In 2013 there were 197 Tweets, 224 Facebook posts and 78 articles distributed. In 2014 the web site updates are on-going. During 2014 there were a total of 1,460,823 hits.</p> <p><u>Task 8</u> – Prior work on this task is reported under B-Structural Barriers (B-1) above.</p> <p>In 2014, started working with adult foster care home licensors to revise written materials.</p> <p>Four tours have been completed: 1) July 14-17, 2014 with 3 trainings</p>

Identified Impediment in the 2011-2015 Analysis of Impediments	Action	Work to be Contracted by OBDD-IFA to full fill the requirements of the 2011-2015 Fair Housing Action Plan	Outcome	Measurement	FHCO Contract April 1, 2014 to December 31, 2015	Actions completed in 2014 as of December 31, 2014	Aggregated Actions taken from 2011-2015
					Conduct at least 6 fair housing tours to non entitlement areas. Each tour will consist of a series of workshops targeting target housing consumers, housing providers, social service providers and advocates, elected officials, land use staff of local non-entitlement jurisdictions, and others.	Four tours have been completed: 1) July 14-17, 2014 with 3 trainings conducted: Ontario (7/14/14) – 17 participants, Pendleton (7/17/14) – 5 participants and LaGrande (7/16/14) – 12 participants; 2) September 11-14, 2014 with 2 trainings conducted in: Ontario (9/11/14) – 10 participants and Ontario in partnership with the Mexican Consulate (9/14/14) – 500 participants; 3) Lincoln County (10/14/14); and, 4) Lincoln County (11/14/14).	conducted: Ontario (7/14/14) – 17 participants, Pendleton (7/17/14) – 5 participants and LaGrande (7/16/14) – 12 participants; 2) September 11-14, 2014 with 2 trainings conducted in: Ontario (9/11/14) – 10 participants and Ontario in partnership with the Mexican Consulate (9/14/14) – 500 participants; 3) Lincoln County (10/14/14); and, 4) Lincoln County (11/14/14).
B- Structural Barriers B(3) – Need to develop a more effective referral system.	Increase knowledge of fair housing laws in Oregon by continued support for the fair housing hot line and complaint referral program.	Continued support for the fair housing hot line and complaint referral program.	Better educated housing consumers and providers.	Number of calls received on the hot line, and the number referred to BOLI, HUD or other entities.	<u>Task 13</u> - Screen at least 700 clients from Oregon's non-entitlement jurisdictions with inquiries (calls/walk-ins/emails) and evaluate for fair housing issues and jurisdiction. It is anticipated that 15 calls will result in fair housing intakes, requiring further investigation, follow-up action, or formal complaint processing.	<u>Task 13</u> – in 2014 there has been 377 hotline calls and 35 intakes processed.	<u>Task 13</u> - A total of 2381 calls have been received from non-entitlement communities throughout the state and 71 intakes were processed. GEODC responded to calls and e-mails on fair housing issues in Eastern Oregon.
Other Participation in the Fair Housing Collaborative					<u>Task 10</u> - Plan and hold 2 meetings to include representatives of Statewide Fair Housing Collaborative to review the state's Fair Housing Action Plan and progress on achieving goals of the Plan.	<u>Task 10</u> – There have been 2 collaborative meetings: 1) 7/28/14 for the purpose of identifying and creating a plan for producing the new A/I and Action Plan; and 2) 12/18/14 for the A/I kick-off meeting with the selected consultant.	<u>Task 10</u> - An extension for this task was granted. This work will be included in the scope of work for the 2013 contract. <u>In 2014</u> - There have been 2 collaborative meetings: 1) 7/28/14 for the purpose of identifying and creating a plan for producing the new A/I and Action Plan; and 2) 12/18/14 for the A/I

Identified Impediment in the 2011-2015 Analysis of Impediments	Action	Work to be Contracted by OBDD-IFA to full fill the requirements of the 2011-2015 Fair Housing Action Plan	Outcome	Measurement	FHCO Contract April 1, 2014 to December 31, 2015	Actions completed in 2014 as of December 31, 2014	Aggregated Actions taken from 2011-2015
							kick-off meeting with the selected consultant
Other January 1, 2014 – December 31, 2015 contract.					<u>Task 15 –</u> Contract executed April 2014.	<u>Task 15 –</u> Contract executed April 2014.	<u>Task 15 –</u> Contract executed April 2014.

Fair Housing Actions OBDD-IFA plans to undertake in 2014 and 2015

Fair Housing Collaborative

Business Oregon continues to participate in this collaborative. In 2005, OHCS, Business Oregon, BOLI, FHCO and other private and other public sector participants formed a fair housing collaborative to address statewide fair housing issues and were a large part of the successful completion and development of the 2011-2015 Analysis of Impediments to Fair Housing Choice and Fair Housing Action Plan. This collaborative was meeting monthly during the development of these documents, and then quarterly thereafter to work on fair housing issues.

In 2014, the Fair Housing Collaborative meetings were increased to a monthly basis to assist in the development of the new 2011–2015 Analysis of Impediments to Fair Housing Choice and Fair Housing Action Plan.

Support of Local Fair Housing Efforts

Business Oregon continues to work closely with all of our CDBG recipients to ensure that each of their jurisdictions recognize their responsibilities in this area and know where the resources are to answer questions and provide necessary brochures, posters and presentations. Regional coordinators remain in contact with each recipient through the course of the CDBG-funded project and are able to assist them when necessary.

Local fair housing efforts of state recipients using 2014 funds include but are not limited to: publicizing fair housing laws, participating in local fair housing events, displaying posters, distributing brochures and being a participating sponsor of the Fair Housing Council of Oregon display and training sessions.

Actions Taken to Remove Barriers to Affordable Housing

In addition to the activities described above, CDBG funds are used to extend publicly-owned infrastructure to new affordable low- and moderate-income housing, which assists in addressing the obstacle of funding for owner occupied single family housing. CDBG funds also are used by low- and moderate-income homeowners to rehabilitate the homes they occupy.

CDBG funds were used to foster affordable housing by funding supportive public infrastructure for housing projects. CDBG funds, through the housing rehab program, support maintenance of affordable housing that is owned and occupied by a low- and moderate-income homeowner.

The **Oregon Housing and Community Services Department (OHCS)** is active in the promotion of fair housing. They operate many programs, including HOME. Owners of projects assisted by OHCS are required to develop marketing plans that include outreach activities targeted to minorities and other protected classes. The first component of the

fair housing planning process is to review impediments to fair housing choice in the public and private sectors.

The **Bureau of Labor and Industries Civil Rights Division (BOLI)** is responsible for investigation and resolution of fair housing complaints are handled in Oregon. BOLI processes all cases involving alleged discrimination based on race/color, religion, sex, physical or mental handicap, marital status and national origin. The agency does not investigate situations involving discrimination based on family status but does assist individuals to file complaints with HUD.

Actions Taken to Remove Barriers to Affordable Housing

In addition to the activities described above, CDBG funds are used to extend publicly-owned infrastructure to new affordable low- and moderate-income housing, which assists in addressing the obstacle of funding for owner occupied single family housing. CDBG funds also are used by low- and moderate-income homeowners to rehabilitate the homes they occupy.

CDBG funds were used to foster affordable housing by funding supportive public infrastructure for housing projects. CDBG funds, through the housing rehab program, support maintenance of affordable housing that is owned and occupied by a low- and moderate-income homeowner.

Other Actions Indicated in the Strategic Plan and the Action Plan and Including A Comparison of the Proposed Versus Actual Outcomes For Each Outcome Measure Submitted With the Consolidated Plan and Explain, If Applicable, Why Progress Was Not Made Toward Meeting Goals and Objectives.

2014 Outcome and Performance Goal Summary: Table V, summarizes the outcomes and performance measure requirements and the states progress towards meeting each requirement, by project type. This section of the 2014 PER conforms to the outcome and performance measure requirements identified in the 2011-2015 Consolidated Plan. In summary 18,539 Oregonians will benefit from the activities funded under the CDBG program in 2014 of which 13,477 (72.68%) will be low and moderate income. An abbreviated summary of the states achievements through December 31, 2014 are:

- The state met or exceeded the annual goals for Public Works; SL1 Community Facilities; SL3 Community Facilities and Community Capacity Technical Assistance.
- The state did not meet the goals for Microenterprise Assistance; DH1 Community Facilities; Public Works Off-Site Infrastructure; and, Housing Rehabilitation.
- 100 microenterprises will be assisted.
- 11 water and wastewater systems were funded.
- 85 housing units will be rehabilitated.

- The CDBG program leveraged \$2,050,666.94 in matching funds.
- Three CDBG 1% assisted conferences were conducted where 306 persons benefitted.

Five Year Outcome and Performance Goal Summary: Table V also, summarizes the outcomes and performance measure requirements and the states overall progress towards meeting each requirement, during the 5 year reporting period, by project type. This section conforms to the outcome and performance measure requirements identified in the 2011-2015 Consolidated Plan. In summary 90,397 Oregonians will benefit from the activities funded under the CDBG program during the 2011-2105 reporting period of which 61,671 (68.22%) will be low and moderate income. An abbreviated summary of the states achievements through December 31, 2014 were:

- The state is exceeding the anticipated five year goals for Public Works; SL1 Community Facilities; SL3 Community Facilities and Community Capacity Technical Assistance.
- The state is meeting the anticipated five year goals for Economic Development, since this was only a priority for funding in 2011 and the state funded one project in 2011.
- The state is not meeting the anticipated five year goals for Microenterprise Assistance; Publicly owned off-site infrastructure; DH1 Community Facilities; and Housing Rehabilitation. However, the state has 1 more years to achieve these goals.
- 399 microenterprises were assisted.
- 41 water and wastewater systems were funded.
- 10 community facility projects were funded.
- 416 housing units were rehabilitated.
- The CDBG program leveraged \$12,501,474.94 in matching funds.
- 13 CDBG 1% assisted conferences were conducted where 1,369 persons benefitted.
- 8 beds were created under DH1 Community Facilities.
- 35 jobs will be created.

Refer to the Table V for details.

Table V

Program Year 2014 data through December 31, 2014 (Fourth Quarter) and accrued data from January 1, 2011 to December 31, 2015

Note: See notes at the bottom of the table.

Program Year 2014 Data				OUTCOMES [See note #1 below]				
Outcome/ Objective	Funding Category	Performance Indicators [See note #2 below]	Actual Number Funded in 2014 [See note #3 below]	Total Number Funded by 12-31-15	Short Term Annual Goal	Actual Number Funded in 2014 and % of Annual Goal Achieved	Long Term Goal by 12- 31-2015	Actual Number Funded by 12-31-15 and % of Five Year Goal Achieved
EO3C	Economic Development	Jobs Created/Retained		35	Fund 1 project per year, if category is offered under the program	<i>Funding category only offered in 2011 [See note 2 below]</i>	Fund 5 projects	1 (20%)
		Total LMI Jobs created/Retained		19				
		Funds Leveraged		\$0				
EO3	Microenterprise Assistance	Total Microenterprises Assisted	100	399	Fund 5 projects per year	3(60%)	Fund 25 projects	11(44%)
		Total LMI Microenterprises Assisted	76	305				
		Funds Leveraged		\$10,000				
SL3	Public Works – Water/Wastewater and Downtown Revitalization	Number Systems Assisted	11	41	Fund 5 systems per year	11 (220%)	Assist 25 systems	41(164%)
		Total Persons Assisted	16,796	65,880				
		Total LMI Persons Assisted	11,761	41,233				
		Funds Leveraged	\$1,888,000	\$9,634,509				
DH3	Publicly Owned Off-Site Infrastructure	Total Housing Units Assisted		0	Fund 1 project every other year	0 (0%)	Fund 2.5 projects	0 (0%)
		Total LMI Housing Units Assisted		0				
		Funds Leveraged		\$0				

SL1	Public/Community Facilities (fire stations, libraries, senior centers, food banks, family resource centers, community centers)	Total Facilities Assisted	2	7	Fund 1 project per year	2 (200%)	Assist 5 facilities	7 (140%)
		Total Persons Assisted	1,540	24,244				
		Total LMI Persons Assisted	1,540	20,168				
		Funds Leveraged	\$122,072	\$1,937,871				
SL3	Public/Community Facilities (drug and alcohol treatment, head starts, mental health, health clinics, shelters/workshops for persons with disabilities)	Total Facilities Assisted	2	3	Fund 1 project every other year	2 (200%)	Assist 2.5 facilities	3 (120%)
		Total Persons Assisted	103	273				
		Total LMI Persons Assisted	100	270				
		Funds Leveraged	\$40,594.94	\$40,594.94				
DH1	Public/Community Facilities (domestic violence shelters, emergency/homeless shelters)	Total Number of Beds Created		8	Fund 1 project per year	0 (0%)	Assist 5 facilities	1(20%)
		Funds Leveraged		\$0				
DH3	Housing Rehabilitation	Total Number of Units rehabbed	85	416	Fund 6 projects per year	2 (33%)	Fund 30 projects	16 (53%)
		Funds Leveraged	\$0	\$878,500				
SL1	Public Services	Total Persons Assisted		0	Fund 3 projects per year, if category is offered under the program.	Funding category not offered in2011, 2012, 2013 or 2014 [See note 2 below]	Fund 15 projects	Does not apply. Funding category has not been offered.
		Total LMI Persons Assisted		0				
		Funds Leveraged		\$0				
SL3	Emergency Projects	The Department does not anticipate future disasters but will ensure that if a bona fide disaster occurs in the future the projects will meet the CDBG program requirements and will be reported accordingly.						
N/A	Community Capacity/Technical Assistance	Number of Training Events Held	3	13	Fund 3 per year	3 (100%)	15 training events funded	13 (86%)
		Number of Attendee's	306	1,369				

Note #1 - Outcomes - Actual Number Funded – The actual number funded is based upon the awards made during the program year. The final actual outcomes/accomplishments from each grant awarded by the state will be collected when the grant activities are complete and the grant contract between the city/county and the state is administratively closed and will be reported in IDIS as part of the CAPER.

Each grant recipient is allowed a specified period of time to complete the CDBG funded activities and this time period varies by type of grant. This time period is referred to as the Project Completion Date (PCD). The state allows PCD extensions if the local circumstances warrant the extensions. Each PCD extension is reviewed on a case by case basis. A summary of the standard PCD time periods are:

- 1 year PCD – Applies to microenterprise assistance grants and housing center grants.
- 2 year PCD – Planning grants, final design only grants, construction only grants, off-site infrastructure grants and housing rehabilitation grants.
- 3 year PCD – Final design and construction activities combined into one grant.

Note #2 - The state may select activities/priorities for the 2011-2015 CDBG program from the table above. The proposed outcome and performance measure requirements, performance indicators and the short and long term goals for each activity will only be triggered, if the activity is actually offered by the program.

Note #3 – The column entitled “Actual Number Funded in 2014” includes the 4th quarter 2013 applications that were received by December 31, 2013 and awarded on February 11, 2014. The 2014 CDBG Performance Evaluation Report (PER), will amend the 2013 PER narrative to include these awards.

Describe the Use of CDBG Funds During the Program Year and Assess the Relationship of That Use to the Priorities and Specific Objectives Identified Within the Plan With Special Attention to the Highest Priority Activities That Were Identified

This section of PER expands upon the prior section above and needs to be reviewed in its entirety.

CDBG activities have had a substantial impact on identified needs are the public works activities and community facility activities which were identified as high priority projects in the 2011-2015 Consolidated Plan. Forty Eight point thirty two percent (48.32%) of the CDBG funds awarded in 2014 were for Community Facilities projects that will benefit 1,643 persons, forty six point fifty eight percent (46.58%) for Public Works projects will benefit 16,796 persons and three point forty six percent (3.46%) of the CDBG funds awarded in 2014 were for housing rehabilitation projects that will benefit 115 persons and rehabilitate 60 housing units. Refer to Table's I, V and VI for more details.

The indicators for CDBG need are identified by the type and number of applications received for funding in 2014. Based upon the number of applications received public works, community facilities and housing rehabilitation are of the highest need. Oregon funded:

- 2 public works projects
- 3 community facility projects;
- 1 housing rehabilitation projects (and 4 received unfunded due to insufficient available fund); and,
- 1 microenterprise project

The state obligated its Program Year 2014 funds for activities in accordance, as much as possible, with the targets set in the *2014 Annual Action Plan for the Oregon Consolidated Plan*.

The state exceeded the annual allocation funding targets in the following categories:

- Public Works: Target was 49% and during 2014 the state obligated 94.96%.

The state did not exceed the annual allocation funding targets in the following categories:

- Community Facilities: Target was 26% and during 2014 the state obligated 0%.
- Microenterprise Assistance: Target was 3% and during 2014 the state obligated 0.70%.
- Housing Rehabilitation: Target was 22% and during 2014 the state obligated 15%.

For the last several years, since 2006 the barrier that resulted in a negative impact to the program was not something that can be remedied by IFA. Cities and counties were reluctant to apply for funds for a project due to the fact they were unable to secure additional project funds due to the economy. Many communities due to budget cuts had

to cut staff and have lost the capacity to administer the complex CDBG grants at the local level.

During 2012, regardless of these barriers the state saw an increase in demand for the CDBG program. This increase continued in 2014 which shown that the application received in one application quarter has exceeded the whole annual allocation.

The state's CDBG program continues to alleviate the effects of the economy by creating jobs, assisting microenterprises, improving infrastructure, providing housing rehabilitation, and constructing essential community facilities. The primary obstacle in successfully addressing the demands remain in the lack of funding. Federal and state funding are simply not enough to meet demand, even when coordinating funding for infrastructure projects with other agencies such as the US Department of Agriculture's Rural Utility Service, Oregon Department of Environmental Quality, the Environmental Protection Agency, the lottery funded Special Public Works Fund and Water/Wastewater Financing Program and others. The estimated demand for 2014 was \$22 million, exceeding the 2014 allocation amount available for projects of \$11,499,449; a ration of nearly 2:1.

Variance between Targeted and Awarded Funding in 2014

The 2014 Method of Distribution (MOD) identifies that OBDD-IFA intended to award funds according to the target percentages but OBDD-IFA is not obligated to award all the funds targeted to each category, i.e. if a sufficient number of projects are not awarded in a particular category, applications in other categories may be funded. Each calendar quarter OBDD-IFA will conduct a quarterly target review and determine if funds need to be moved from one category to another to address program needs.

At each calendar quarter the need for the program, based upon the complete applications received was reviewed against the targeted percentages. OBDD-IFA varied from the funding targets, in accordance with the 2014 MOD, and for the following reasons:

- The state of Oregon has no control over the type and quantity of applications submitted for funding under the program. As of December 31, 2014 the State received twelve completed application totaling of \$13,845,998.. And due to the limited amount of funds only nine out of twelve projects that benefit the most LMI were able to be funded in 2014.
- During 2013 the state saw an increase in the demand for community facilities and public works projects. This increase continued through 2015. This upward trend was caused by improvement of the economy conditions that gives a little boos in the capacity to undertake large projects to address the community needs.

Specify the Nature of and Reasons for any Changes in Program Objectives and Indicate How the State Would Change Its Programs As A Result of Its Experiences

IFA made a few adjustments to the CDBG strategies for 2016, which mostly are minor. One substantial addition was made in the Income survey:

- **Eligible Applicants/Limits on Applications** – On June 10, 2014 HUD issued Community Planning Development (CPD) Notice 14-10, with transition policy guidance for implementation of the new 2014 Low/Moderate Income Summary Data (LMISD) for the State CDBG program, effective on July 1, 2014.
 - o **National Objectives** – “Area Wide Documentation Needed” was revised to add a more flexibility to conduct a local income survey could be justified and authorized to do a local income survey for communities
- **After assessing the variance between targeted and awarded for 2014:**
 - o OBDD-IFA proceeding with the assessment to evaluate the need to increase marketing and outreach to projects that are in the underfunded categories. We identified several outreach efforts through the collaboration with Governor’s Regional Solution Teams throughout the 10 regions in the state. OBDD-IFA will continuously proceed with the outreach efforts by actively marketing the program through all different efforts such as involvements in the League or Oregon Cities and Association of Oregon Counties.
 - o OBDD-IFA will increase technical assistance to enhance the performance of all programs through trainings, implementation tool development and one-on-one assistance.
 - o As OBDD-IFA is proceeding with the development of 2016-2020 Consolidated Plan, a thorough review is done to assess the past performance of each program provided under CDBG program. The result of that review is being used to set a new 5 years plan and a more achievable realistic goal that will fit the need based on historical performance and based on the public input.

Evaluate the Extent To Which the Program Benefitted Low- And Moderate-Income Persons and Include the Number of Extremely Low-Income, and Moderate-Income Persons Served By Each Activity Where Information on Income By Family Size Is Required to Determine Eligibility of the Activity

For the selected benefit period (2012-2013-2014), 99.99% of the state’s CDBG funds were obligated to activities benefiting low- and moderate-income persons. Of the funds obligated under the state’s 2014 program, 100% of the project funds benefit low- and moderate-income persons.

The 2014 unobligated re-paid recaptured grant funds and unobligated FY2014 funds were not included in the calculation for overall program benefit to low and moderate income persons.

Of the CDBG awards made during the 2014 program year, the projects are proposed to benefit 18,654 persons of which 13,592 or 72.68% will be low and moderate income. Refer to Table V above and Table VI below for details.

Table VI

Funding Category	Very Low Income	Low and Moderate Income	Total Benefitted Persons	% LMI
Miroenterprise Assistance	Not collected	76	100	76.00%
Public Works	Not collected	11,761	16,796	70.02%
Community Facilities	Not collected	1640	1643	99.82%
Housing Rehabilitation	Not collected	115	115	100.00%
Total	N/A	13,592	18,654	72.86%

Evaluate Progress Toward Meeting The Goals of Providing Affordable Housing CDBG Funds, Including the Number and Types Of Households Served

During 2014 IFA funded housing rehabilitation projects that are proposed to benefit 60 households, of which 115 persons will benefit and 100% will be low and moderate income.

A Summary of Any Comments Concerning the Program That Have Been Received From Citizens

The public comment period concludes on April 22, 2015 and OBDD-IFA received no public comment regarding the 2014 CDBG PER reports.

A Summary of Activities and Results From Technical Assistance Funding

The state's 2014 program included the use of CDBG funds for the technical assistance allowed by Section 811 of the Housing and Community Development Act of 1992. As of December 31, 2019, all of the \$121,782.00 1% funds from the 2014 allocation has been expended. During 2014 OBDD-IFA obligated all the 2008 CDBG 1% and substantially obligated the 2009 CDBG 1% funds for activities.

Table VII

CDBG 1% Balance as of December 31, 2014

Fiscal Year	Obligated	Unobligated	Total
2008	141,451.00	0.00	141,451.00
2009	143,939.07	0.00	143,939.07
2010	156,809.00	0.00	156,809.00
2011	84,138.43	47,386.57	131,525.00
2012	0.00	120,039.00	120,039.00
2013	0.00	121,782.00	121,782.00
2014	0.00	119,140.00	119,140.00
Total	526,337.50	408,347.57	934,685.07

Table V summarizes the CDBG 1% Technical Assistance awards that were made in Program Year 2014 for conference/workshop sponsorship, for local government capacity building associated with CDBG projects. The information below describes all the activities that were funded and the results from that activity.

- **Northwest Community Development Institute.** A grant was provided to the Northwest Community Development Institute for 2014 training and scholarships. This effort helps to train rural community development professionals in Oregon, Idaho and Washington. A total of 45 persons benefitted from this training event and this ACCOMPLISHMENT IS REPORTED IN THE 2014 PER.
- **Northwest Economic Development Sponsorship ad Course.** A grant was provided to the Washington State Community Trade and Economic Development Department for 2014 training scholarships. The scholarships are offered to rural Oregon community representatives who attend this training. A total of 54 persons benefitted from this training event and this ACCOMPLISHMENT IS REPORTED IN THE 2014 PER.
- **2014 Oregon Brownfields Conference and Awards Scholarship Fund.** A small amount of technical assistance funds were used to help support the 2014 annual brownfields conference. People attend the meeting from many communities, particularly from rural areas. The conference offers useful information for communities trying to clean up contaminated sites in order to accommodate community development. A total of 306 persons benefitted from this training event and this ACCOMPLISHMENT IS REPORTED IN THE 2014 PER.
- **Fair Housing Council of Oregon.** OBDD-IFA entered into a contract with the Fair Housing Council of Oregon (FHCO) to promote equal access to housing by providing fair housing education, outreach, technical assistance and enforcement opportunities related to federal laws and related Oregon laws. A more detailed

description of the results of this funding is described in the 2014 PER report section entitled *“actions taken to affirmatively further fair housing, a summary of impediments, and actions taken to overcome the effects of impediments”*

- **BBC Research & consultant** - Analysis of Impediment of Furthering Fair Housing. OBDD-IFA entered into a contract with BBC Research & Consultant who will research, analyze, and write documents regarding fair housing opportunities in Oregon, including an “Analysis of Impediments to Fair Housing” and a “Fair Housing Action Plan”. A more detailed description of the results of this funding is described in the 2014 PER
- **Lazar Inc** – Translation service OBDD-IFA entered into a contract with Lazar Inc. to complete translation of CDBG forms, notices and letters that will provide the Units of General Local Government (UGLG), and persons of limited English proficiency more accessibility to the program information. A more detailed description of the results of this funding is described in the 2014 PER
- **State Administration.** Starting in FY 2004, states may expend up to \$100,000 +3% of their annual allocation on state administrative costs. In 2006, the state reserved the right to use this flexibility. All CDBG 1% funds used for state administration will be matched 1:1 with funds from the department's Special Public Works Fund. During 2014 none of the CDBG 1% funds were utilized for state administration.

Civil Rights

The state is required to provide data on all applicants and beneficiaries in projects funded from each grant allocation. Information must be reported for each project activity and must indicate the number of persons benefiting by ethnicity and racial groups as defined by U.S. Census.

- **Applicant data**—The proposed applicant data is contained in Table II above.
- **Actual data**—The actual beneficiary data from FFY2014 CDBG funded projects that were administratively closed during 2014 is described and contained in Table VIII below.

Table VIII

RACE GROUP	Total from Grant	Total from Program Income	Combined Total
White not Hispanic	2,336	0	2,336
Hispanic	133	0	133
American Indian/Alaskan Native	81	0	81
Black not Hispanic	12	0	12
Asian and Pacific Islander	31	0	31
TOTAL	2,593	0	2,593

Ethnicity/Race data is tabulated for all administratively closed or closed projects in the non-entitlement areas of the state using FY 2014 funds. Two(2) projects awarded in 2014 were administratively closed during the reporting period. Creating a total of 7 projects funded with 2014 funds that are either administratively closed or closed. When 2014 funded projects are administratively closed, the ethnicity/race data will be reported in successive year's PERs 2014 Grant Year Activity Reports as indicated in the table above for each project and totaled for all projects funded with 2014 grant year funds.

Summary of State's Reviews of Recipient's Civil Rights Performance

The state reviews the civil rights performance of its 2014 recipients as part of its regular monitoring procedures. These include either an on-site review or an internal file/desk audit of all projects. A standardized monitoring checklist is used for this process. 2014 grant recipients monitored during the reporting period generally complied with the Civil Rights performance requirements for Community Development Block Grant recipients.

Summary of State and Recipient Actions To Use Minority- and Women-Owned Businesses In Carrying Out CDBG-Funded Activities

The state encourages grantees to make contracts awarded under CDBG grants available to minority- and women-owned businesses. Through the Grant Management Handbook and training given to recipients, the state describes the various ways that contracting opportunities can be made available to minority- and women-owned businesses. Some examples include dividing larger contracts into smaller portions that can be bid on by smaller firms, or directly soliciting proposals or bids from lists of certified minority- and women-owned businesses.

The current Grant Management Handbook (GMH) (revised February 2011 and April 2013) provides forms that grant recipients use to collect and report their efforts to the state. The updated 2013 GMH continues to contain information and new requirements for housing rehabilitation and off-site affordable housing projects in originally implemented in 2011.

These two project types must meet the minimum acceptable outreach efforts/**standards** to minority- and women-owned businesses:

- A good faith, comprehensive and continuing endeavor;
- Supported by a statement of public policy and commitment published in the printed media of the widest local circulation;
- Supported by an office/or a key, ranking staff person with oversight responsibilities and access to the chief elected official; and
- Designed to utilize all available and appropriate public and private sector resources.

In addition to meeting the *standards* listed above, these grant recipients are encouraged to use the new **guidelines** contained in the GMH in implementing outreach programs to ensure the inclusion to the maximum extent feasible, of entities owned by minorities and women.

The state will report in future PERs, for each allocation, on the use of minority and women-owned businesses, and on Section 3 activities by its recipients. IFA's 2014 Section 3 Report was submitted to HUD on February 27, 2015.

Equal Employment Opportunity Data for Business Oregon

Business Oregon maintains the employment data required by the Equal Employment Opportunity Commission (EEOC) on an EEO-4 form. The form is not included in this report but is available from the department.

IDISPR28 Financial Summary Report Adjustments

- 1) The original IDIS generated report showed \$3,361.11 of program income had been retained by recipients (line 26). However, the IFA receipted \$3,361.11 in program income returned to the state and adjusted to show that the fund has been redistributed.
- 2) Line 59 was adjusted to show the overall low- and moderate-income benefit period of 2012-2014.

IDISPR26 CDBG Financial Summary Report Adjustments

- 1) Line 23 was adjusted to show the overall low- and moderate- income benefit period of 2012-2014.
- 2) Line 24 was adjusted to show the cumulative net expenditures subject to low and moderate income benefit calculation for the 3 year reporting period, based upon the PER reports for 2012 and 2014 in this 2014 CAPER submission.
- 3) Line 25 was adjusted to the cumulative expenditures benefitting low and moderate income persons for the 3 year reporting period, based upon the PER reports for 2012 and 2014 in this 2014 CAPER submission.

											Proposed Acc.			Actual Acc.			Ethnicity Data					Other two or more races	Female HH
Project #	Grantee	Project Name	Status	Activity	Activity Amount	Program Mgmt. (PM)	Admin. (LA)	Project Total	Purpose	Natl Obj	# of Unit	Total # of Person	Total # of LMI	# of Unit	Total # of Person	Total # of L/M	White, not Hispanic	Hispanic	American Indian / Alaskan Native	Black, not Hispanic	Asian / Pacific Islander		
M14008 (11,14)	Baker Co.	Microenterprise	AC	Public Service	\$2,999.46	\$0.00	\$0.00	\$2,999.46	PS	LM	Accomplishments reported in 2011												
C14014	Curry County	Head Start	AC	Public Facility	\$1,615,163.23	\$0.00	\$25,000.00	\$1,640,163.23	PF	LM		63	60		183	183	164	30	12			7	
C14012	Dallas	Senior Center	AC	Public Facility	\$1,915,286.00	\$0.00	\$35,000.00	\$1,950,286.00	PF	LM		1820	1820		125	125	120	3				2	
P13004 (07,07RGR,08,09,11,14PI,14RGR,14)	Drain	Wastewater Final Design	AC	wastewater	\$24,148.77	\$0.00	\$0.00	\$24,148.77	PF	LM	Accomplishments reported in 2008												
		Senior Center	AC	Public Facility	\$1,972,245.00	\$0.00	\$27,755.00	\$2,000,000.00	PF	LM		2586	2586		861	861	621	0	3	10	18	196	
P14011	Huntington	Wastewater	AC	wastewater	\$2,965,000.00	\$0.00	\$35,000.00	\$3,000,000.00	PF	LM		440	261		406	212	379		18		5		
M14007	Lincoln Co.	Microenterprise	AC	Public Service	42,738.00	\$0.00	\$0.00	\$42,738.00	PS	LM					47	47	41	1	4		1		
H14006	McMinnville	Housing Rehab	AC	House Rehab	\$310,000.00	\$65,000.00	\$25,000.00	\$400,000.00	H	LM				51	120	120	84	32	4				
H16015(12, 13, 14,16)	Pendleton	Housing Rehabilitation	AC	Housing Rehab		\$7,262.00		\$7,262.00			Accomplishments reported in 2016												
C17006 (14, 17, 18)	Prineville	Senior Center/Food Bank Design & Construction	AC	Public Facility	\$ 17,964			\$ 17,964		PF	LM	Accomplishments reported in 2017											
P14010	Yoncalla	Wastewater	AC	wastewater	\$2,346,036.00	\$0.00	\$25,000.00	\$2,371,036.00	PF	LM		1047	624		1047	624	937	48	40	2	7	13	
9 Projects					\$11,211,580.46	\$72,262	\$172,755	\$11,456,597.46			0.00	5,956.00	5,351.00	51.00	2,789.00	2,172.00	2,346.00	114.00	81.00	12.00	31.00		0.00

Annual allocation for projects:

Total to Obligate

\$11,456,597.46

\$0.00

PROGRAM INCOME											Proposed Acc.			Actual Acc.			Ethnicity Data					
Project #	Grantee	Project Name	Status	Activity	Activity Amount	Program Mgmt. (PM)	Admin. (LA)	Project Total	Purpose	Natl Obj	# of Unit	Total # of Person	Total # of LMI	# of Unit	Total # of Person	Total # of L/M	White, not Hispanic	Hispanic	American Indian / Alaskan Native	Black, not Hispanic	Asian / Pacific Islander	Female head of Hshld
P13004 (07,07RGR,08,09,11,14PI,14RGR,14)	Drain	Wastewater Final Design	AC	Wastewater	\$3,361.11			\$3,361.11	PF	LM	Accomplishments reported in 2008											
1 projects					\$3,361.11	\$0.00	\$0.00	\$3,361.11			0.00	0.00	0	0	0	0	0	0	0	0	0	0

Total to Obligate

Unobligated Reg

\$0.00

E01018

3,361.11

RCVD 6-30-14

Since the 2001 grant is closed, this is reported in the year in which it is received.

Total

3,361.11

Recaptured Grant Repayments

											Proposed Acc.			Actual Acc.			Ethnicity Data					
Project #	Grantee	Project Name	Status	Activity	Activity Amount	Program Mgmt. (PM)	Admin. (LA)	Project Total	Purpose	Natl Obj	# of Unit	Total # of Person	Total # of LMI	# of Unit	Total # of Person	Total # of L/M	White, not Hispanic	Hispanic	American Indian / Alaskan Native	Black, not Hispanic	Asian / Pacific Islander	Female head of Hshld
P13004 (07,07RGR,08,09,11,14PI,14RGR,14)	Drain	Wastewater Final Design	AC	Wastewater	\$22,172.39	\$0.00	\$0.00	\$22,172.39	PF	LM	Accomplishments reported in 2008.											
1 projects					\$22,172.39	\$0.00	\$0.00	\$22,172.39			0	0	0	0	0	0	0	0	0	0	0	0

\$11,267,130.96

Total to obligate:

\$22,172.39

Unobligated

\$0.00

E01018

\$22,172.39

RCVD 6-30-14

Since the 2001 grant is closed, this is reported in the year in which it is received.

U.S. Department of Housing and Urban Development
Office of Community Planning and Development
Integrated Disbursement and Information System
State of Oregon
Performance and Evaluation Report
For Grant Year 2014
As of 01/17/2023
Grant Number B14DC410001

DATE: 01-17-23
TIME: 12:42
PAGE: 1

Part I: Financial Status

A. Sources of State CDBG Funds

1)	State Allocation	\$11,914,017.69
2)	Program Income	
3)	Program income receipted in IDIS	\$3,361.11
3 a)	Program income receipted from Section 108 Projects (for SI type)	\$0.00
4)	Adjustment to compute total program income	\$0.00
5)	Total program income (sum of lines 3 and 4)	\$3,361.11
6)	Section 108 Loan Funds	\$0.00
7)	Total State CDBG Resources (sum of lines 1,5 and 6)	\$11,917,378.80

B. State CDBG Resources by Use

8)	State Allocation	
9)	Obligated to recipients	\$11,954,744.85
10)	Adjustment to compute total obligated to recipients	\$0.00
11)	Total obligated to recipients (sum of lines 9 and 10)	\$11,954,744.85
12)	Set aside for State Administration	\$338,280.00
13)	Adjustment to compute total set aside for State Administration	\$0.00
14)	Total set aside for State Administration (sum of lines 12 and 13)	\$338,280.00
15)	Set aside for Technical Assistance	\$119,140.00
16)	Adjustment to compute total set aside for Technical Assistance	\$0.00
17)	Total set aside for Technical Assistance (sum of lines 15 and 16)	\$119,140.00
18)	State funds set aside for State Administration match	\$238,280.00

2013	State of Oregon Notes	
Obligated: (PR-57)	\$ 11,712,874.37	(PR-57)
Unobligated	\$ -	
State Admin:	\$ 343,564.00	
TA 1% :	\$ 121,781.50	TA utilization in 2018
	\$ 12,178,219.87	(match the state allocation)

U.S. Department of Housing and Urban Development
Office of Community Planning and Development
Integrated Disbursement and Information System
State of Oregon
Performance and Evaluation Report
For Grant Year 2014
As of 01/17/2023
Grant Number B14DC410001

DATE: 01-17-23
TIME: 12:42
PAGE: 2

19)	Program Income	
20)	Returned to the state and redistributed	
20 a)	Section 108 program income expended for the Section 108 repayment	
21)	Adjustment to compute total redistributed	\$3,361.11
22)	Total redistributed (sum of lines 20 and 21)	\$3,361.11
23)	Returned to the state and not yet redistributed	\$0.00
23 a)	Section 108 program income not yet disbursed	\$0.00
24)	Adjustment to compute total not yet redistributed	\$0.00
25)	Total not yet redistributed (sum of lines 23 and 24)	\$0.00
26)	Retained by recipients	\$3,361.11
27)	Adjustment to compute total retained	-\$3,361.11
28)	Total retained (sum of lines 26 and 27)	\$0.00

C. Expenditures of State CDBG Resources

29)	Drawn for State Administration	\$338,280.00
30)	Adjustment to amount drawn for State Administration	\$0.00
31)	Total drawn for State Administration	\$338,280.00
32)	Drawn for Technical Assistance	\$119,140.00
33)	Adjustment to amount drawn for Technical Assistance	\$0.00
34)	Total drawn for Technical Assistance	\$119,140.00
35)	Drawn for Section 108 Repayments	\$0.00
36)	Adjustment to amount drawn for Section 108 Repayments	\$0.00
37)	Total drawn for Section 108 Repayments	\$0.00
38)	Drawn for all other activities	\$11,497,324.85
39)	Adjustment to amount drawn for all other activities	\$0.00
40)	Total drawn for all other activities	\$11,497,324.85

U.S. Department of Housing and Urban Development
Office of Community Planning and Development
Integrated Disbursement and Information System
State of Oregon
Performance and Evaluation Report
For Grant Year 2014
As of 01/17/2023
Grant Number B14DC410001

DATE: 01-17-23
TIME: 12:42
PAGE: 3

D. Compliance with Public Service (PS) Cap

41)	Disbursed in IDIS for PS	\$2,999.46
42)	Adjustment to compute total disbursed for PS	\$0.00
43)	Total disbursed for PS (sum of lines 41 and 42)	\$2,999.46
44)	Amount subject to PS cap	
45)	State Allocation (line 1)	\$11,914,017.69
46)	Program Income Received (line 5)	\$3,361.11
47)	Adjustment to compute total subject to PS cap	\$0.00
48)	Total subject to PS cap (sum of lines 45-47)	\$11,917,378.80
49)	Percent of funds disbursed to date for PS (line 43 / line 48)	0.03%

E. Compliance with Planning and Administration (P/A) Cap

50)	Disbursed in IDIS for P/A from all fund types - Combined	\$511,035.00
51)	Adjustment to compute total disbursed for P/A	\$0.00
52)	Total disbursed for P/A (sum of lines 50 and 51)	\$511,035.00
53)	Amount subject to Combined Expenditure P/A cap	
54)	State Allocation (line 1)	\$11,914,017.69
55)	Program Income Received (line 5)	\$3,361.11
56)	Adjustment to compute total subject to P/A cap	\$0.00
57)	Total subject to P/A cap (sum of lines 54-56)	\$11,917,378.80
58)	Percent of funds disbursed to date for P/A (line 52 / line 57) Combined Cap	4.29%
59)	Disbursed in IDIS for P/A from Annual Grant Only	\$511,035.00
60)	Amount subject the Annual Grant P/A cap	
61)	State Allocation	\$11,914,017.69
62)	Percent of funds disbursed to date for P/A (line 59 / line 61) Annual Grant Cap	4.29%

U.S. Department of Housing and Urban Development
Office of Community Planning and Development
Integrated Disbursement and Information System
State of Oregon
Performance and Evaluation Report
For Grant Year 2014
As of 01/17/2023
Grant Number B14DC410001

DATE: 01-17-23
TIME: 12:42
PAGE: 4

Part II: Compliance with Overall Low and Moderate Income Benefit

63) Period specified for benefit: grant years 2012 – 2014

64) Final PER for compliance with the overall benefit test: [No]

	Grant Year	2012	2013	2014	Total
65) Benefit LMI persons and households (1)		11,278,637.03	11,573,088.58	11,324,569.85	34,176,295.46
66) Benefit LMI, 108 activities		0.00	0.00	0.00	0.00
67) Benefit LMI, other adjustments		93,080.57	(40,028.72)	(15,192.89)	37,858.96
68) Total, Benefit LMI (sum of lines 65-67)		11,371,717.60	11,533,059.86	11,309,376.96	34,214,154.42
69) Prevent/Eliminate Slum/Blight		0.00	0.00	0.00	0.00
70) Prevent Slum/Blight, 108 activities		0.00	0.00	0.00	0.00
71) Total, Prevent Slum/Blight (sum of lines 69 and 70)		0.00	0.00	0.00	0.00
72) Meet Urgent Community Development Needs		0.00	0.00	0.00	0.00
73) Meet Urgent Needs, 108 activities		0.00	0.00	0.00	0.00
74) Total, Meet Urgent Needs (sum of lines 72 and 73)		0.00	0.00	0.00	0.00
75) Acquisition, New Construction, Rehab/Special Areas noncountable		0.00	0.00	0.00	0.00
76) Total disbursements subject to overall LMI benefit (sum of lines 68, 71, 74, and 75)		11,371,717.60	11,533,059.86	11,309,376.96	34,214,154.42
77) Low and moderate income benefit (line 68 / line 76)		1.00	1.00	1.00	1.00
78) Other Disbursements		1.00	1.00	1.00	3.00
79) State Administration		340,078.00	343,564.00	338,280.00	1,021,922.00
80) Technical Assistance		120,039.43	121,781.50	119,140.00	360,960.93
81) Local Administration		218,747.00	194,845.06	172,755.00	586,347.06
82) Section 108 repayments		0.00	0.00	0.00	0.00



U.S. Department of Housing and Urban Development
Office of Community Planning and Development
Integrated Disbursement and Information System
PR57 - CDBG State Timely Award of Funds

DATE: 01-17-23
TIME: 12:02
PAGE: 1

State Name: Oregon Grant Number: B14DC410001 Report Date: 01-17-23
Award Date: 06-03-14 Timeliness Date: 09-03-15
Grant Amount: \$11,914,017.69 Distribution Standard: \$11,456,597.16 Total Funded: \$11,497,324.85

IDIS Activity ID	UGLG Name	Matrix Code	Activity to prevent, prepare for, and respond to Coronavirus	Funded Amount
17179	BAKER COUNTY	05Z	No	\$2,999.46
17186	CURRY COUNTY	03M	No	\$1,615,163.23
17180	LINCOLN COUNTY	18C	No	\$42,738.00
17176	DALLAS	03A	No	\$1,915,286.00
17048	DRAIN	03J	No	\$46,321.16
17182	HUNTINGTON	03J	No	\$2,965,000.00
17173	MCMINNVILLE	14H	No	\$65,000.00
17174	MCMINNVILLE	14A	No	\$310,000.00
17321	PENDLETON	14A	No	\$0.00
17323	PENDLETON	14H	No	\$7,262.00
17429	PRINEVILLE	03A	No	\$17,964.00
17555	RICHLAND	03J	No	\$18,555.00
17178	YONCALLA	03J	No	\$2,346,036.00
17184	CITY OF HERMISTON	03A	No	\$1,972,245.00
17172		21A	No	\$25,000.00
17175		21A	No	\$35,000.00
17177		21A	No	\$25,000.00
17181		21A	No	\$35,000.00
17183		21A	No	\$27,755.00
17185		21A	No	\$25,000.00
Total Funded Amount:		\$11,497,324.85		

2014	State of Oregon Notes	
Obligated:	11,456,597.46	(PR-57)
State Admin:	\$338,280.00	
TA 1% :	119,140.00	
	\$11,914,017.46	(match the state allocation)

Community Development Systems

Integrated Disbursement & Information System (IDIS)



User: C28005

Role: Grantee

Organization: OREGON

- Logout

Grant

- Search

- HESG Review

Subfund

- Add

- Search

Subgrant

- Add

- Search

Subfund Program Income

- Add

- Search

Subgrant Program Income

- Add

- Search

Utilities

- Home

- Data Downloads

- Print Page

- Help

Links

- Contact Support

- Rules of Behavior

- CPD Home

- HUD Home

Grant

View Grant

Return to Search Grants

|

View Grant History

|

View Sanction Data

Grantee/PJ Name: (tip)

OREGON

Grant Status: (tip)

Inactive

Program: (tip)

CDBG

Grant Blocked: (tip)

Yes

Grant Year: (tip)

2014

Award Date: (tip)

06/03/2014

Grant #: (tip)

B-14-DC-41-0001

Grantee Organizational DUNS #: (tip)

80-957-9543

Administering Organization: (tip)

OREGON BUSINESS DEVELOPMENT DEPT.

Payee EIN/TIN#: (tip)

93-0621491


Grant AmountsView Subfunds

	Amount
Original Allocation Amount	\$11,914,018.00
Current Authorized Amount	\$11,914,017.69
Formula Grant Amount	\$11,914,018.00
(Grant) Reduction Amount (-)	\$0.00
De-obligated Amount (-)	\$0.00
Reallocation Amount	\$0.00
Net Drawn Amount	\$11,914,017.69
Drawn Amount (+)	\$11,914,017.69
Drawdown Pending Amount (+)	\$0.00
Returned Amount (+)	\$0.00
IDIS Draw Balance	\$0.00
LOCCS Draw Balance	\$0.00
Subfunded Amount	\$0.00
EN Funds (Authorized Amt minus Subfunded Amt)	\$11,914,017.69
Amount Committed to Activities	\$11,914,017.69

Amount Available to Commit to Activities	\$0.00
Amount Available to Draw	\$0.00

[Return to Search Grants](#) | [View Grant History](#) | [View Sanction Data](#)

For IDIS Support only: Tue Jan 17, 2023 at 3:26

 Session Timeout



State of Oregon
B-15-DC-41-0001
PART I—NARRATIVE REQUIREMENTS
December 31, 2022

State	OREGON
Reporting Period FY	2022
Grant Number	B-15-DC-41-0001
Data as of:	December 31, 2022
1. Financial Status	
A: Total Funds	
(1) Allocation	\$11,744,882
(2) Program Income	\$1,262.24
B: Amount Obligated to Recipients	\$ 11,318,049.79 (see note)
C: Amount Drawn Down	\$11,744,882 (IDIS 1-17-2022)
D: Amount for State Administration	\$ 334,898
E: Technical Assistance	\$ 117,449
F: Section 108 Loan Guarantees	N/A

2. National Objectives	
A: Period Specified for Benefit (<i>Fiscal Year to Fiscal Year</i>)	2015 - 2017
B: Amount used to:	
(1) Benefit Low/Moderate Income Persons	\$ 11,098,454.79
(2) Prevent/Eliminate Slums/Blight	\$0
(3) Meet Urgent Needs	\$0
(4) Acquisition/Rehab Non-countable	\$0
(5) Local Administration	\$ 219,595
(6) Unobligated Funds (<i>Not included in total</i>)	\$0
(7) Unobligated Recaptured Grant Repayments (<i>Not included in total</i>)	\$0
Total	\$ 11,318,049.79 (see note below)

NOTE:

Part I-Narrative Requirements total obligated to recipients - The total of \$ 11,318,049.79 obligated to recipients includes \$11,292,535 of FY2015 funds, \$24,252.55 of Return Recaptured Grant (RGR) and \$1,262.24 of Program Income.

PR28 Report total obligated to recipients – The \$11,744,882 State allocation on the PR28 includes the FY2015 obligation of \$11,316,787.55 (comprised of FY2015 funds \$11,292,535 and the set aside for state administration (line 12) of \$334,898) + TA 1% utilization of 83,077.5 (out of total 1% allocation of \$117,449). The total obligated in the PR28 does not include the state's 2015 program income of \$1,262.24 (shown on lines 3 and 5), and was redistributed

PR57 Report total obligated to recipients – The \$11,292,535 the PR57 is the FY2015 program funds that were obligated of \$11,292,535 and does not include: 1) the 2015 program income of \$1,262.24; 2) Return Grant Recaptured in the amount of \$24,252.55 and 3) the set aside for state administration of \$334,898. This total is automatically generated by IDIS.

IDIS shows the following:

\$ 334,898	for state Admin
\$ 117,449	for 1% set aside
<u>\$11,292,535.54</u>	As the distribution standard available for projects on the PR57
\$11,744,882.54 Total	(which is more than the annual allocation of \$11,744,882 by \$0.54)

**There were no changes to activities identified in the PY 2015 PER.
PY2015 is currently in the process with HUD for Grant Year Closeout**

B-15-DC-41-0001
PART II—NARRATIVE REQUIREMENTS
December 31, 2022

Describe the Resources Made Available

In 2015 IFA had **\$15,120,757.79** in available CDBG resources to award to units of general local government. Table I below illustrates the information more clearly but a quick summary is provided below:

- 1) FY2015 annual grant (amount available for projects) \$11,292,535
- 2) FY2014 and prior year recaptured funds \$3,802,708
- 3) FY2015 Recaptured Grant Repayment \$24,252.55
- 4) FY2015 program income \$1,262.24

Describe the Investment of Available Resources

Table I below illustrates the investment of \$15,120,757.79 of CDBG funds more clearly.

Table I illustrates that the 2015 funds were fully obligated by the December 31, 2015. The state obligated its Program Year 2015 funds for activities in accordance, as much as possible, with the targets set in the *2015 Annual Action Plan for the Oregon Consolidated Plan*. The state exceeded the annual allocation funding targets in the following categories:

- Community Facilities: Target was 26% and during 2015 the state obligated 39.68%.
- Public Works: Target was 49% and during 2015 the state obligated 50.10%.

The state did not exceed the annual allocation funding targets in the following categories:

- Microenterprise Assistance: Target was 3% and during 2015 the state obligated 0.30%.
- Housing Rehabilitation: Target was 22% and during 2015 the state obligated 9.92%.

Variance between Targeted and Awarded Funding in 2015

The 2015 Method of Distribution (MOD) identifies that OBDD-IFA intended to award funds according to the target percentages, but OBDD-IFA is not obligated to award all the funds targeted to each category, i.e. if a sufficient number of projects are not awarded in a particular category, applications in other categories may be funded. Each calendar quarter OBDD-IFA will conduct a quarterly target review and determine if funds need to be moved from one category to another to address program needs.

At each calendar quarter the need for the program, based upon the complete applications received was reviewed against the targeted percentages. OBDD-IFA varied from the funding targets, in accordance with the 2015 MOD, and for the following reasons:

- The state of Oregon has no control over the type and quantity of applications submitted for funding under the program. As of December 31, 2015, the State received twenty application totaling of \$21,659,563. Out of all applications received two were returned due to incomplete applications. Due to the limited amount of funds only thirteen out of eighteen projects that benefit the most LMI were able to be funded in 2015.
- During 2013 the state saw an increase in the demand for community facilities and public works projects. This increase continued through 2015. This upward trend was caused by improvement of the economy conditions that gives a little boost in the capacity to undertake large projects to address the community needs.

As of December 31, 2015, \$ 11,292,535 of the 2015 Program Year funds were obligated and the Department received applications totaling \$21,659,563. In total the projected obligation for the FY 2015 funds were obligated in accordance with the *2015 Method of Distribution* within the 15-month Timely Distribution period.

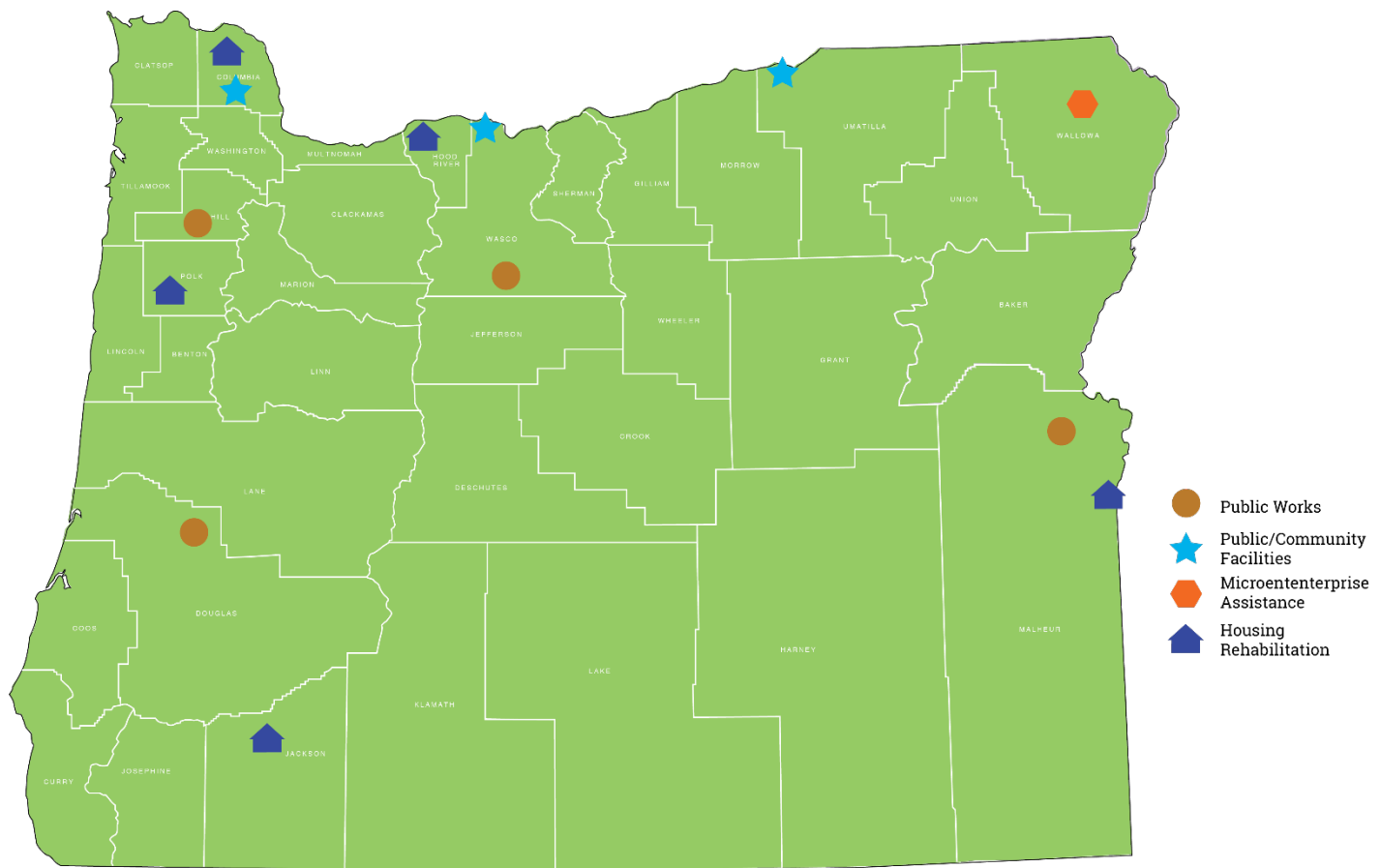
Table I

	2015 Annual Allocation and Targets		OBLIGATED	2015 Allocation actual funding	2015 program income	2015 Recaptured Grant Repayment	2014 unobligated program funds	2014 and prior year unobligated recaptured funds	TOTAL OBLIGATED by 12-31-15 AND ASSOCIATED PERCENTAGE	
Category	Amount	%		Amount	Amount	Amount	Amount	Amount	Amount	%
Microenterprise Assistance	\$338,776	3%	Obligated by 12-31-15	\$45,000.00	\$0.00		\$0.00		\$45,000.00	0.30%
Public Works	\$5,533,342	49%	Obligated by 12-31-15	\$3,747,535.00	\$1,262.24	\$24,252.55	\$0.00	\$3,802,708.00	\$7,575,757.79	50.10%
Public/Community Facilities	\$2,936,059	26%	Obligated by 12-31-15	\$6,000,000.00	\$0.00				\$6,000,000.00	39.68%
Housing Rehabilitation	\$2,484,358	22%	Obligated by 12-31-15	\$1,500,000	\$0.00		\$0.00	\$0.00	\$1,500,000.00	9.92%
Total	\$11,292,535.00	100%								
Total Available to Obligate in 2015	\$15,120,757.79			\$11,292,535.00	\$1,262.24	\$24,252.55	\$0.00	\$3,802,708.00		
Total Obligated for PY2015	\$15,120,757.79			\$11,292,535.00	\$1,262.24	\$24,252.55		\$3,802,708.00	\$15,120,757.79	100%
Unobligated	0.00			\$0.00	\$0.00	0.00	0.00	\$0.00		

Geographic Distribution and Location of Investments

Refer to the following map for the 2015 CDBG program obligations. The state of Oregon has no control over the type and quantity of applications submitted for funding under the program or their geographic location. Awards were made as follows:

- **Microenterprise Assistance**—Wallowa County
- **Public Works**—City of Vale, City of Drain, City of Amity, City of Antelope
- **Public/Community Facilities**—City of Boardman, City of Vernonia and Wasco County
- **Housing Rehabilitation**— City of Ontario, Jackson County, Polk County, Hood River County, Columbia County



The Families and Persons Assisted (including the racial and ethnic status of persons assisted)

Table II below illustrates the proposed beneficiaries with the CDBG awards (funds obligated by December 31, 2015) made during program year 2015. The proposed race and ethnic status of the persons to be assisted was obtained from the specific CDBG applications received by IFA for funding consideration.

Table II

Project #	Grantee	Project	# housing units	Total Persons	Total LMI Persons	White – not Hispanic	Hispanic	American Indian/ Alaskan native	Black, not Hispanic	Asian/ Native Hawaiian & Pacific Islander	Two or more Races
P15005	City of Amity	Water System Improvements - Design/Construction		1,764	944	1306	104	59	16	12	267
P15006	City of Antelope	Water System Improvements - Design/Construction		58	52	54		1		1	
C15009	City of Boardman	Head Start Design & Construction		74	74		74				
H15014	Columbia County	Housing Rehabilitation - Grant Program	40	115	115	104	11				
P15004	City of Drain	Wastewater System Improvements - Construction		1,151	648	1,036	51	49	4	7	4
H15013	Hood River County	Housing Rehabilitation -Loan Program	20	40	40	32	8				
H15011	Jackson County	Housing Rehabilitation Program	20	50	50	46		4			
H15010	City of Ontario	Housing Rehabilitation - Grant Program	18	48	48	30	16				
H15012	Polk County	Housing Rehabilitation -Loan Program	25	50	50	40	10				
P15003	City of Vale	Water System Improvements - Design/Construction		1874	1170	1370	439	33	5	15	12
C15008	City of Vernonia	Senior Center/Food Bank Design & Construction		545	545	544	1				
M15015	Wallowa County	MicroEnterprise Assistance Program		34	18	34					
C15007	Wasco County	Mental Health Facility Design & Construction		1402	1356	1108	164	42	7	6	75
TOTALS			123	7205	5110	5704	878	188	32	41	358

Activities to Address Homelessness, Chronic Homelessness and Persons with Special Needs

Funding homeless shelters, shelters for victims of domestic violence and person with special needs are one of the priorities of the Oregon CDBG program. There were three CDBG projects awarded in PY2015 or assisted with FFY2015 funds for person with special needs under Community Facilities Senior Centers/Food bank in the area of Vernonia, Migrant Head start in the area of Boardman and Mental Health Facility to serve the area of Wasco County.

Actions Taken To Affirmatively Further Fair Housing, a Summary of Impediments and Actions Taken To Overcome the Effects of Impediments

Three state agencies administer programs that serve to further fair housing for Oregon's people. As result the Analysis of Impediments to Fair Housing Choice was a joint effort between the state agencies and the actions taken to overcome the impediments were also divided amongst the state agencies. For a complete description of the impediments found in the 2011–2015 Analysis of Impediments to Fair Housing Choice, the 2011–2015 Fair Housing Action Plan and a summary of all the state agency actions to overcome the identified impediments, please refer to the more detailed analysis included in the 2015 Consolidated Annual Performance Evaluation Report (CAPER). This CDBG Performance Evaluation Report (PER) narrative summarizes the actions taken by the IFA to address/overcome specific impediments.

Business Oregon, which administers Community Development Block Grant funds for the state's non-metropolitan cities and counties, educates its recipients about their fair housing responsibilities in several ways including: 1) presentations at workshops, 2) an updated comprehensive Grant Management Handbook, 3) provision of informational handouts, posters, brochures and individual technical assistance, as needed or requested, 4) sending recipients notices of workshops or conferences which address fair housing issues and 5) completed 2011-2015 statewide Analysis of Impediments to Fair Housing Choice and Fair Housing Action Plan which are made available to recipients to identify, plan for and remove impediments to fair housing choice, 6) Provide direct training and consultation to local jurisdiction.

The efforts of OBDD-IFA, identified below are addressing the following impediments identified in the 2011-2015 Analysis of Impediments to Fair Housing Choice:

- A(2) - Need to initiate communication with the Oregon Department of Land Use and Conservation Development (DLCD) to review land use laws in the non-entitlement areas of the Oregon to identify and attempt to overcome any impediments to fair housing choice created by these laws;
- B(1) – Lack of coordinated fair housing outreach and educational methods in the non-entitlement areas of Oregon;
- B(2) – Lack of understanding of fair housing laws and complaint system;

- B(3) - Establish a strategic communication plan to increase knowledge of fair housing laws in Oregon;
- C(1) – Refusal to allow reasonable accommodations. Enhance outreach and education activities to increase understanding of common discriminatory actions seen in the rental market;
- C(2) – Discrimination against Section 8 voucher holders;
- C(3) – Discriminatory terms and conditions in the market place. Enhance outreach and education activities to consumers to overcome the two types of discriminatory activities (refusal to allow reasonable accommodation and discrimination against Section 8 voucher holders) in the rental markets; and,
- C(4) – Discriminatory refusal to rent.

OBDD-IFA continues to Fund fair housing activities through the Fair Housing Council of Oregon (FHCO) and the Greater Eastern Oregon Economic Development District (GEODC). Since January 2011, OBDD-IFA has funded these entities to complete activities to further fair housing and remove impediments to fair housing choice:

- FHCO (contract from July 1, 2011 to December 31, 2012 for \$55,000
- GEODC (contract from July 1, 2011 to June 30, 2012 for \$20,000
- FHCO (contract for 3 workshops n 2013) for \$8,000
- GEODC (contract from July 1, 2012 to June 30, 2014 for \$32,000
- FHCO (contract from July 16, 2013 to December 31, 2013) for \$65,800
- FHCO (Contract from March 24, 2014 to December 31, 2015 amended in April 2015 to include more work with local jurisdictions) for \$158,925

Table III, below summarizes the impediments identified within 2011-2015 Analysis of Impediments to Fair Housing Choice and Fair Housing Action Plan being addressed by OBDD-IFA and the actions taken by OBDD-IFA and through its contractors, FHCO and GEODC to address the identified impediments:

During 2015 the following additional activities occurred:

- a. The state continues to convey fair housing information via the CDBG 'list-serve' which was started in 2007. This list-serve disseminates information to all interested persons and grant recipients.
- b. IFA continues outreach through technical assistance workshops/ presentations regarding Limited English Proficiency Plan and Section 3 Plan along with the dissemination of the new established Section 3 Business Registry web page.
- c. IFA staff participated in the new Interagency Council on Homelessness and Hunger that was formed as a direct result of House Bill 2073. This council will play a key

role in reviewing and implementing policy initiatives that will effectively move Oregon forward in reducing the problem of hunger and homelessness.

- d. In 2015 IFA continued the new requirement added to the *2010 Method of Distribution*, requiring the submission of reasonable accommodation policies when becoming a certified sub-grantee in the *2015 Method of Distribution*.
- e. *In 2015, IFA enhanced the effort in furthering fair housing by providing assistance through FHCO training and education effort directly to the local jurisdictions.*

Table III
Efforts to Remove Barriers/Impediments to Fair Housing

Identified Impediment in the 2011-2015 Analysis of Impediments	Action	Work to be Contracted by OBDD-IFA to full fill the requirements of the 2011-2015 Fair Housing Action Plan	Outcome	Measurement	FHCO Contract April 1, 2014 to December 31, 2015	Actions completed in 2015 as of December 31, 2015	Aggregated Actions taken from 2011-2015
<p>A – Organizational/ Political constraints</p> <p>A(2)-Local zoning constraints and Not-In-My-Backyard philosophies tend to restrict inclusive housing production policies; existence of such policies or administrative that may not be in the spirit of affirmatively furthering fair housing.</p>	Initiate communication with the Oregon Department of Land Use and Conservation Development (DLCD), to review land use laws within the non-entitlement areas of Oregon to identify and attempt to overcome any impediments to fair housing choice created by these laws.	The initiation, coordination and completion of 4 meetings with DLCD to discuss non-entitlement land use laws. The development of a summary "white paper" of the results of the 4 meetings.	Better understanding of the impacts of Oregon law.	The completion of 4 meetings with DLCD and summary of the meeting results.	<p>Task 1 - Conduct 2 additional meetings with DLCD to discuss non-entitlement land use laws and the development of a summary "white paper" of the results of the 4 meetings.</p> <p>Create a 15-20 minute educational video to be shown as part of training for non-entitlement area land use and policy decision makers as well as area housing consumers and advocates to explain the basic concepts of AFFH. Show the video to 6 non-entitlement areas.</p>	<p>Task 1 - FHCO director had teleconference with DLCD on June 20, 2014.</p> <p>OHCS director & DLCD director along with FHCO met in Spring of 2015 and concluded to an agreement of joint support the FHCO proposal for AFFH work on PAPA reviews</p> <p>The educational video is complete and can be found at: http://vimeo.com/user25658681/review/100159910/2ec832ee0e</p> <p>Video has been distributed to all public housing authority directors in Oregon and viewed 322 times.</p> <p>On July 16, 2014 video was shown at the Union County Court House for county staff.</p> <p>In September, 2014, 450 representative of small cities in Oregon received a direct e-mail with link to the video</p>	<p>Task 1 - Three meetings have been held: October 25, 2012 in Salem and June 20, 2013 in Salem and a teleconference on June 20, 2014. And again in spring of 2015</p> <p>The educational video is complete and can be found at: http://vimeo.com/user25658681/review/100159910/2ec832ee0e</p> <p>Video has been distributed to all public housing authority directors in Oregon and viewed 322 times.</p> <p>On July 16, 2014 video was shown at the Union County Court House for county staff.</p> <p>In September, 2014, 450 representative of small cities in Oregon received a direct e-mail with link to the video</p> <p>October 29, 2014 video was shown at the Neighborhood Partnerships statewide conference, approximately</p>

Identified Impediment in the 2011-2015 Analysis of Impediments	Action	Work to be Contracted by OBDD-IFA to full fill the requirements of the 2011-2015 Fair Housing Action Plan	Outcome	Measurement	FHCO Contract April 1, 2014 to December 31, 2015	Actions completed in 2015 as of December 31, 2015	Aggregated Actions taken from 2011-2015
					<p>October 29, 2014 video was shown at the Neighborhood Partnerships statewide conference, approximately 400 participants attended and as a result 91 vimeo showings were tracked on line.</p> <p>In 2015: Video was shown in Yamhill County (5/20/2015) to Jurisdictional staff from Yamhill County, the Housing Authority, McMinnville & Dayton. Again during AFFH presentation (8/12/15) in Baker County to representatives of the following jurisdiction: Richland, Baker City, Baker County, Halfway, Haines, and the Northeast Oregon Economic Development District. As a result 216 vimeo showings were tracked on line.</p> <p><u>Task 16</u> – in 2015 Housing Land Advocates and Cogan Owens Green representatives have reviewed 4 PAPAs during this quarter: Junction City Josephine County Canyon City Columbia City</p> <p>A potential fair housing issue was identified in Columbia City.</p> <p>FHCO and Housing Land Advocates wrote a letter to the planning commission and</p>	<p>400 participants attended and as a result 91 vimeo showings were tracked on line.</p> <p>In 2015: Video was shown in Yamhill County (5/20/2015) to Jurisdictional staff from Yamhill County, the Housing Authority, McMinnville & Dayton. Again during AFFH presentation (8/12/15) in Baker County to representatives of the following jurisdiction: Richland, Baker City, Baker County, Halfway, Haines, and the Northeast Oregon Economic Development District. As a result 216 vimeo showings were tracked on line</p> <p><u>Task 16</u> – in 2015 Housing Land Advocates and Cogan Owens Green representatives have reviewed 4 PAPAs during this quarter: Junction City Josephine County Canyon City Columbia City</p> <p>A potential fair housing issue was identified in Columbia City.</p> <p>FHCO and Housing Land Advocates wrote a letter to the planning commission and recommended changes to minimize fair housing</p>	

Identified Impediment in the 2011-2015 Analysis of Impediments	Action	Work to be Contracted by OBDD-IFA to full fill the requirements of the 2011-2015 Fair Housing Action Plan	Outcome	Measurement	FHCO Contract April 1, 2014 to December 31, 2015	Actions completed in 2015 as of December 31, 2015	Aggregated Actions taken from 2011-2015
					proposals with a potentially discriminatory impact.	<p>recommended changes to minimize fair housing impacts. FHCO is continuing to monitor the progress of the policy through the land use process.</p> <p>The last quarter of 2015, the partnership reviewed 35 PAPAs as of December 15, 2015. Of those reviewed, 13 were relevant to Goal 10 housing with possible fair housing issues. Letters were sent to Tigard, Curry County and Sheridan requesting more information or continuances on the review process. The following communities/counties received more extensive reviews during this quarter:</p> <ul style="list-style-type: none"> • Tigard • Forest Grove • Medford • North Plains • Lexington • Curry County • Prineville <p>Task 17 - A meeting of FHCO's Fair Housing Advisory Committee was held June 10, 2015.</p> <p>A subset of the group was convened via a list serve to review several PAPA actions and discuss a response. The AFFH Advisory Committee met on October 20, 2105.</p>	<p>impacts. FHCO is continuing to monitor the progress of the policy through the land use process.</p> <p>The last quarter of 2015, the partnership reviewed 35 PAPAs as of December 15, 2015. Of those reviewed, 13 were relevant to Goal 10 housing with possible fair housing issues. Letters were sent to Tigard, Curry County and Sheridan requesting more information or continuances on the review process. The following communities/counties received more extensive reviews during this quarter:</p> <ul style="list-style-type: none"> • Tigard • Forest Grove • Medford • North Plains • Lexington • Curry County • Prineville <p>Task 17 - A meeting of FHCO's Fair Housing Advisory Committee was held June 10, 2015.</p> <p>A subset of the group was convened via a list serve to review several PAPA actions and discuss a response. The AFFH Advisory Committee met on October 20, 2105.</p>

Identified Impediment in the 2011-2015 Analysis of Impediments	Action	Work to be Contracted by OBDD-IFA to full fill the requirements of the 2011-2015 Fair Housing Action Plan	Outcome	Measurement	FHCO Contract April 1, 2014 to December 31, 2015	Actions completed in 2015 as of December 31, 2015	Aggregated Actions taken from 2011-2015
B- Structural Barriers B(1)-Need for more effective outreach and education methods, such as television and radio advertisements, seminars, webinars and other dissemination methods not currently utilized by the state, particularly in the non-entitlement areas of Oregon. B(2)-Need to increase knowledge of fair housing and fair housing complaint system.	Increase knowledge of fair housing laws in Oregon.	<p>The development and completion of educational outreach activities regarding fair housing laws and complaint system. Using standard and alternative (non-traditional) dissemination media, such as television, radio advertisements, webinars, seminars, and other communication media not currently utilized by the state.</p> <p>The development and effective distribution of printed information explaining current Oregon Law, including who is protected and what constitutes illegal discriminatory treatment.</p> <p>The development informative brochures.</p>	Consistent effort at public and partner education.	<p>Number of educational outreach activities and events that were completed, dates, attendees and their locations.</p> <p>The number of informative brochures distributed and identification of the distribution locations.</p>	<p>Task 2 - Conduct at least 8 mass media outreach activities. These activities may include PSAs, radio interviews, television appearances, and outreach events in local communities. Including posting a combination of 200 Twitter feeds, Face book posts, Blog posts and news articles each year. Spanish-language outlets will be targeted for these activities.</p> <p>Conduct 6 listening sessions for non-entitlement jurisdiction residents to collect input on fair housing concerns in at least the following areas: land use and regulatory barriers, housing opportunity, segregation of specific populations, access to housing.</p>	<p>Task 2 - One day long outreach event at the mobile Mexican Consulate in Southern Oregon on May 16&17, 2014 – 300 attendees.</p> <p>One day long outreach event at the mobile Mexican Consulate in The Dalles on June 28, 2014 – 120 attendees.</p> <p>Mexican Independence Day event in Ontario – 500 attendees, on September 14, 2014.</p> <p>In 2014, There have been 321 news articles submitted, with 265 Facebook/Twitter and 4 blogs for 589 as of December 31, 2014.</p> <p>Four radio interviews on KCMB, KWRL, La Grande on July 15, 2014 ; KUMA, Pendleton on July 18, 2014; KPPT, Newport on October 24, 2014; KNCU/ KYTE, Lincoln City, on October 28, 2014</p> <p>And 34 calls resulting from the Google/ Internet Searches.</p> <p>4 listening sessions have occurred: September 11, 2014 with the Oregon Child Development Coalition staff, 8 participants; September 11, 2014 Oregon Child Development Coalition staff, 35 participants; October 21, 2014 Legal Services of Oregon staff in Newport, 2</p>	<p>Task 2 - 13 mass media outreach events have been completed; A radio interview with the La Pantera (KWBY) in Woodburn, OR, on November 17, 2011; A fair housing program and discussion on cable television in Jackson and Josephine Counties; A Medford radio interview (KEHD) on March 8, 2012; A Resource Fair in Hood River with 150 attendees; A radio interview on KUMA radio, Am radio in Pendleton on August 20, 2012; A radio interview on Jefferson Radio/OPB Ashland on September 2012; A radio interview on KSHD covering Shady Cove and Eagle Point on February 28, 2013; An Employee fair for the 400 employees of Amy's Frozen Foods in White City on August 21, 2013; A radio interview on the Jefferson Exchange public radio covering Eugene to Northern CA on November 14, 2013; A radio interview on KBKR for Union and Baker counties on December 7, 2013; and, two day long outreach events with the Mexican Consulate, one in Southern Oregon on May 16 & 17, 2014 and one in the The Dalles on June 28, 2014.</p> <p>Mexican Independence Day event in Ontario – 500 attendees, on September 14, 2014.</p> <p>In 2014, There have been 321 news articles submitted, with 265 Facebook/Twitter and 4 blogs for 589 as of December 31, 2014.</p>

Identified Impediment in the 2011-2015 Analysis of Impediments	Action	Work to be Contracted by OBDD-IFA to full fill the requirements of the 2011-2015 Fair Housing Action Plan	Outcome	Measurement	FHCO Contract April 1, 2014 to December 31, 2015	Actions completed in 2015 as of December 31, 2015	Aggregated Actions taken from 2011-2015
						<p>participants; October 22, 2014 Community Services Consortium staff, Newport, 2 participants.</p> <p>2015:</p> <ul style="list-style-type: none"> - Three radio interviews on 3/24/15; 5/21/15& 12/9/15-Radio Mvimiento(A program of PCUN-Farm worker union) in Marion County - Participating in the Mobile Mexican Consulate in McMinnville and 40 people received information - There have been 710 news articles submitted, with 129 Facebook/Twitter which made 1428 in total as of December 31, 2015. - Two listening sessions: <ul style="list-style-type: none"> On 6/9/15 with Community Action Team (CAT) Staff, Columbia County. Issues Identified: <ul style="list-style-type: none"> • Increase of Hoarding problems; Landlords raising rents to get around renting to Section 8 tenants; Landlord refusing assistance animals; DHS not requiring restraining orders or police reports for women seeking domestic violence rental assistance; Insurance companies refusing to accept pitbulls On 6/25/15 with Rural Oregon Continuum of Care (ROCC) Coos Bay (32 Participant). Issues identified: 	<p>Four radio interviews on KCMB, KWRL, La Grande on July 15, 2014 ; KUMA, Pendleton on July 18, 2014; KPPT, Newport on October 24, 2014; KNCU/ KYTE, Lincoln City, on October 28, 2014</p> <p>And 34 calls resulting from the Google/ Internet Searches.</p> <p>4 listening sessions have occurred: September 11, 2014 with the Oregon Child Development Coalition staff, 8 participants; September 11, 2014 Oregon Child Development Coalition staff, 35 participants; October 21, 2014 Legal Services of Oregon staff in Newport, 2 participants; October 22, 2014 Community Services Consortium staff, Newport, 2 participants.</p> <p>2015:</p> <ul style="list-style-type: none"> - Three radio interviews on 3/24/15; 5/21/15& 12/9/15-Radio Mvimiento(A program of PCUN-Farm worker union) in Marion County - Participating in the Mobile Mexican Consulate in McMinnville and 40 people received information - There have been 710 news articles submitted, with 129 Facebook/Twitter which made 1428 in total as of December 31, 2015. - Two additional listening sessions were done 6/19/15 with Community Action Team (CAT) Staff, Columbia County and again won 6/25/15 at the Rural Oregon Continuum of Care (ROCC), Coos Bay with 32 participant

Identified Impediment in the 2011-2015 Analysis of Impediments	Action	Work to be Contracted by OBDD-IFA to full fill the requirements of the 2011-2015 Fair Housing Action Plan	Outcome	Measurement	FHCO Contract April 1, 2014 to December 31, 2015	Actions completed in 2015 as of December 31, 2015	Aggregated Actions taken from 2011-2015
					<p><u>Task 4</u> – Show newly updated "Anywhere But Here" display in at least 10 non-entitlement communities</p>	<ul style="list-style-type: none"> Concern regarding faith based shelters in rural areas discriminating against people with disabilities, families with teens and those with difference sexual orientation Hoarding and senior citizens Landlord raising FMR to avoid renting to section 8 tenants Eviction of Domestic Violence victims <p><u>Task 4</u> – The display is being shown at Four Rivers Cultural Center in Ontario from July to mid December 2014. On October 30, 2014 the display was exhibited at the Ford Family Foundation in Roseburg In 2015 10 virtual tours offered:</p> <ul style="list-style-type: none"> 4/22/15_Oregon Opportunity Network: Community Development Corporation Staff & Housing advocates throughout the state, 288 attended 6/9/15-St.Helens Library, 10 attended 8/25/15-North Bend, Neighborwork Umpqua lenders & realtors, 33 participant 8/26/15-Roseburg- Neighborworks Umpqua lenders and realtors, 54 participants 9/17/15-Woodburn; Farmworker Housing Development Corporation staff 	<p><u>Task 4</u> – A new traveling display "Anywhere but here" was developed.</p> <p>– The display is being shown at Four Rivers Cultural Center in Ontario from July to mid December 2014.</p> <p>2015: 10 virtual tours in Cottage Grove, Polk & Yamhill County, Statewide audience of Oregon Opportunity Network, Community Development Corp staff and housing advocate, St. Helens, North Bend, Roseburg, Woodburn, Coos & Curry County, Newport, Albany totaling over 502 participants</p>

Identified Impediment in the 2011-2015 Analysis of Impediments	Action	Work to be Contracted by OBDD-IFA to full fill the requirements of the 2011-2015 Fair Housing Action Plan	Outcome	Measurement	FHCO Contract April 1, 2014 to December 31, 2015	Actions completed in 2015 as of December 31, 2015	Aggregated Actions taken from 2011-2015
					<p><u>Task 5</u> - Distribute 20,000 information materials about fair housing to housing consumers, providers, government agency staff, and the general public</p>	<ul style="list-style-type: none"> 11/18/15; Landlords and section 8 landlords coos and Curry County, Coos Curry North Bend City Housing Authority, 35 Participants 11/19/15;Newport Community Conversations, Community Services Consortium, Agency reps; 12 participants 12/10/15; Community Conversations in Albany, Community Services Consortium, agency and school district reps, 20 participants <p><u>Task 5</u> – 3,029 informational materials have been distributed in the non-entitlement areas.</p>	<p><u>Task 5</u> - Fair housing posters were revised and translated into Spanish by April 16, 2012. Developed a new brochure “Fair Housing for Students” and Fair Housing for Real Estate Professionals”. A total of 2,915 English and 100 Spanish brochures were distributed. A fair housing tab has been added to GEODC’s web site. During 2013, a total of 9,753 fair housing materials have been distributed. During 2014, 2,665 informational materials have been distributed in the non-entitlement areas. To date in 2015, 3,029 informational materials have been distributed in the non-entitlement areas.</p>

Identified Impediment in the 2011-2015 Analysis of Impediments	Action	Work to be Contracted by OBDD-IFA to full fill the requirements of the 2011-2015 Fair Housing Action Plan	Outcome	Measurement	FHCO Contract April 1, 2014 to December 31, 2015	Actions completed in 2015 as of December 31, 2015	Aggregated Actions taken from 2011-2015
					<p><u>Task 6</u> - Distribute 5,000 fair housing newsletters</p> <p><u>Task 8</u> – Further work on this task was moved to C-Rental Markets (C-2) below.</p>	<p><u>Task 6</u> – The April, September and end of year 2015 newsletters were distributed 12,797 recipients.</p>	<p><u>Task 6</u> – 18,950 newsletters were distributed by the FHCO. GEODC distributed Fair Housing information via GEODC newsletters, the Southwest Regional Alliance and at the Morrow County Commissioners meeting.</p> <p><u>Task 8</u> -15 workshops have been held: August 22, 2011, Corvallis; August 25, 2011, La Grande; September 12, 2011, Jackson County; October 25, 2011, Salem; May 2, 2012 Tillamook and Hood River; June 21, 2012, St. Helens (Landlord) and St. Helens (Agencies/Jurisdictions); July 18, 2012, Madras, Oregon Child Development Corporation advocates; September 14, 2012, Roseburg, Neighborworks Umpqua, UCAN and HADCO; and June 11, 2013 in Ontario. In these workshops a total of 1,192 resource material packets, in 8 different languages have been distributed. During 2013 the following workshops were conducted with 113 attendees: Multi-Family Housing NW on September 19, 2013; Northeast Oregon Housing Authority on October 21, 2013; Emergency Shelter and Transitional Housing in Jackson and Josephine counties on November 5, 2013; and Adult Foster Care providers on St. Helens on December 30, 2013.</p> <p>GEODC conducted Fair Housing Workshops for Umatilla County on</p>

Identified Impediment in the 2011-2015 Analysis of Impediments	Action	Work to be Contracted by OBDD-IFA to full fill the requirements of the 2011-2015 Fair Housing Action Plan	Outcome	Measurement	FHCO Contract April 1, 2014 to December 31, 2015	Actions completed in 2015 as of December 31, 2015	Aggregated Actions taken from 2011-2015
					<p><u>Task 9</u> - Identify at least 40 partners to be fair housing resources at the local level to increase the capacity to perform education and outreach. Conduct training's for 15 partners to enable them to effectively communicate fair housing information in their locality.</p>	<p><u>Task 9</u> – In 2015 112 partners have been identified and 16 partners were trained:</p> <p>Detail training & partners will be provided upon request</p>	<p>November 17, 2011, and Morrow County.</p> <p><u>Task 9</u> - This is an on-going task and the FHCO is currently scheduling meetings with local organizations in non-entitlement areas of the state to increase their capacity to perform outreach and education. The organizations that have been contacted so far include: St. Helens Rural Organizing Project; PICUN, farm worker advocacy in Woodburn; Siletz Tribe; Healthy Start advocacy groups statewide; National Alliance for the Mentally Ill (NAMI) chapters throughout the state; Monmouth Tenant Association; Oregon Action in Medford; Independent Living Resource centers in Medford, Roseburg and Cave Junction; and the CAUSA Latino advocacy group, Four Rivers Cultural Center, Communities in Action, Oregon Child Development Center, Community Connections of Northeast Oregon, Treasure Valley Rental Owners Association, Northeast Rental Owner Associations. Community Action Program of East Central Oregon, Oregon Affordable Housing Management, Oregon Child Development Coalition; Malheur County; Lane County Rental Owners Association, Red Lodge Transition Services, Samaritan House Shelter, My Sister's place, Community Service Consortium, Legal Aid Service, Providence Supportive Housing;</p>

Identified Impediment in the 2011-2015 Analysis of Impediments	Action	Work to be Contracted by OBDD-IFA to full fill the requirements of the 2011-2015 Fair Housing Action Plan	Outcome	Measurement	FHCO Contract April 1, 2014 to December 31, 2015	Actions completed in 2015 as of December 31, 2015	Aggregated Actions taken from 2011-2015
					<u>Task 11</u> – Conduct a 2014 and 2015 fair housing poster contest for Oregon children in first through eighth grades, throughout Oregon.	<u>Task 11</u> – For 2015 contest 212 entries were received, 1500 posters were printed and distributed.	<p>HADCO, Neighborworks Umpqua, Klamah Housing Authority, Klamath Housing group, Lincoln County Board of Realtors, Lincoln County ESD Help Center. Once the initial meetings are scheduled and conducted, the FHCO will set up trainings and follow-up meetings.</p> <p><u>Task 11</u> – In February 2013 fair housing poster materials were delivered to the Cities of Stanfield and Echo. GEODC also conducted a reading at the Echo Library on April 19, 2013 for children from 4-8 years old.</p> <p><u>Other</u> - GEODC participated in a forum on housing issues in Pendleton. 2015 contest work has begun i.e. brochure and cover letter being printed; updating outreach list; preparing for bulk mailing, E-Blast and telephone outreach. Contest promotion will commence in January 2015. 212 entries were received, 1500 posters were printed and distributed.</p>
<p>B- Structural Barriers</p> <p>B(1)-. Need for more effective outreach and education methods, such as television and radio advertisements,</p>	Increase knowledge of fair housing laws in Oregon.	Develop a methodology to measure results of education and outreach events and activities, including non-traditional outreach methods.	Evaluation of existing measures and suggestions for new approaches.	System for measuring effectiveness of outreach for future implementation.	<u>Task 12 (a)</u> - Conduct four meetings (semi-annual) with OBDD-IFA to further develop or implement the plan developed by FHCO on March 31, 2012.	<u>Task 12 (a)</u> – OBDD and FHCO met on throughout 2015 in the development of AI has been providing Technical Evaluation of the proposals for completion of the state's A/I, and participated in a kick-off meeting with the	<p><u>Task 12</u> - Methodology was completed in 2012.</p> <p><u>Task 12(a)</u> - OBDD and FHCO met on July 15, 2014. Throughout 2015The FHCO has been providing Technical Evaluation of the proposals for completion of the state's A/I, and participated in a kick-off meeting with the selected consultant on December</p>

Identified Impediment in the 2011-2015 Analysis of Impediments	Action	Work to be Contracted by OBDD-IFA to full fill the requirements of the 2011-2015 Fair Housing Action Plan	Outcome	Measurement	FHCO Contract April 1, 2014 to December 31, 2015	Actions completed in 2015 as of December 31, 2015	Aggregated Actions taken from 2011-2015
seminars, webinars and other dissemination methods not currently utilized by the state, particularly in the non-entitlement areas of Oregon.					<u>Task 12(b)</u> - Develop a methodology to measure the results of education and outreach activities developed by FHCO on March 31, 2012. The new system will be implemented by December 31, 2015.	<p>selected consultant on December 18, 2014.</p> <p><u>Task 12 (b)</u> – FHCO evaluating use of Policy Map to intakes from area where training occurred</p> <p>FHCO submitted a HUD grant proposal that would supported the use of an independent third party evaluator for this work – grant not awarded.</p> <p>The FHCO continues to consider appropriate methodologies. Training evaluations are analyzed but this methodology does not provide an effective technique for measuring effectiveness of training. FHCO is reviewing hotline activity and geographic areas to determine if this is a better indicator or training impact.</p>	<p>18, 2014. In 2015, The development of A/I</p> <p><u>Task 12 (b)</u> - FHCO evaluating use of Policy Map to track calls/intakes in geographic areas of state. HUD grant for the work was submitted and not awarded.</p> <p>The FHCO continues to consider appropriate methodologies. Training evaluations are analyzed but this methodology does not provide an effective technique for measuring effectiveness of training. FHCO is reviewing hotline activity and geographic areas to determine if this is a better indicator or training impact.</p>
<p>B- Structural Barriers</p> <p>B(1)- Need for more effective outreach and education methods, such as television and radio advertisements, seminars, webinars and other</p>	Establish a strategic communication plan to increase knowledge of fair housing laws in Oregon.	The development of a strategic statewide communication plan to increase knowledge of fair housing laws in the non-entitlement areas of Oregon.	Better educated community members and partners.	The development of a statewide strategic plan for future implementation.	<p><u>Task 14</u> - Further work on the development and/or implementation of the strategic statewide communication plan will be addressed in the fair Housing Collaborative Meetings, under <u>Task 10</u> below.</p> <p><u>Task 15</u> - This is in additional task in 2015 to enhance the effort in</p>		<p><u>Task 14</u> - Strategic Plan was completed on March 31, 2012.</p> <p>Between the FHCO and GEODC, it is estimated, that there was a gain of an additional 500 clients based upon listserve, flyer distribution and training sessions. This gain is projected to be based upon the increased fair housing awareness through the efforts of GEODC in Eastern Oregon, under this contract</p>

Identified Impediment in the 2011-2015 Analysis of Impediments	Action	Work to be Contracted by OBDD-IFA to full fill the requirements of the 2011-2015 Fair Housing Action Plan	Outcome	Measurement	FHCO Contract April 1, 2014 to December 31, 2015	Actions completed in 2015 as of December 31, 2015	Aggregated Actions taken from 2011-2015
dissemination methods not currently utilized by the state, particularly in the non-entitlement areas of Oregon.					<p>addressing this barriers. This task is to conduct on-going education and outreach communications with non-entitlement area land use jurisdiction policy-making bodies (via email broadcast message, FHCO's AFFH webpage, and through land use trade association networks.) Information will include at least: best practices, model codes and plans, recent legal decisions, and tool available for aiding in creating inclusive communities.</p> <p>Task 18- This is in additional task in 2015 to enhance the effort in addressing this barriers. A Conduct a social media outreach campaign to encourage inclusivity and diversity in non-entitlement</p>	<p>Task 15 – An article on AFFH and its positive economic development impacts was published in the May 2015 issue of the League of Oregon Cities <i>Local Focus</i> magazine.</p> <ul style="list-style-type: none"> • Several articles on the recent AFFH rule have been posted on FHCO's Facebook Page over the past three months. • Copies of the FHCO Inclusive Communities Guides were distributed to representatives of Eastern Oregon communities including Baker County, Baker city, Richland, Half Way and Haines(through NEOEDD) . <p>Task 18- 2015: Email blast promoting FH new video discussing housing discrimination in Oregon https://vimeo.com/142433216 83 plays in the last quarter. Social Media posts explaining and promoting AFFH</p>	<p>Task 15 – An article on AFFH and its positive economic development impacts was published in the May 2015 issue of the League of Oregon Cities <i>Local Focus</i> magazine.</p> <ul style="list-style-type: none"> • Several articles on the recent AFFH rule have been posted on FHCO's Facebook Page over the past three months. • Copies of the FHCO Inclusive Communities Guides were distributed to representatives of Eastern Oregon communities including Baker County, Baker city, Richland, Half Way and Haines(through NEOEDD) . <p>Task 18- 2015: Email blast promoting FH new video discussing housing discrimination in Oregon https://vimeo.com/142433216 83 plays in the last quarter. Social Media posts explaining and promoting AFFH</p>
<p>C - Rental Markets</p> <p>C(1)- Refusal to allow reasonable accommodations.</p> <p>C(2)- Discrimination against Section 8 voucher holders.</p>	<p>Enhance outreach and education activities to increase understanding of common discriminatory actions seen in the rental markets.</p> <p>Enhance outreach and education activities to consumers to</p>	<p>The development of a plan to increase understanding of common discriminatory actions seen in the rental markets within the non-entitlement areas of the state. This plan must emphasis the outreach and education activities that will take place to assist consumers in</p>	<p>Better educated housing consumers and providers.</p>	<p>The development of a statewide plan for future implementation.</p>	<p>Task 3 - Expand bank of video and photographic materials to enhance virtual tours of historic discrimination and present tours to at least 10 non-entitlement jurisdictions.</p>	<p>Task 3 – 2015: Virtual tour is completed and 10 additional virtual tours were offered totaling of at least 502 participants.</p>	<p>Task 3 - Plan was completed in 2012. OBDD-IFA is now contracting to complete actions identified within that plan. The development of a curriculum/training materials and agenda for workshops on common discriminatory actions seen in rental markets, specifically overcoming denial of reasonable accommodations and discrimination against Section 8 voucher holders was granted an extension to 2014.</p>

Identified Impediment in the 2011-2015 Analysis of Impediments	Action	Work to be Contracted by OBDD-IFA to full fill the requirements of the 2011-2015 Fair Housing Action Plan	Outcome	Measurement	FHCO Contract April 1, 2014 to December 31, 2015	Actions completed in 2015 as of December 31, 2015	Aggregated Actions taken from 2011-2015
C(3)- Discriminatory terms and conditions in the market place. C(4)- Discriminatory refusal to rent.	overcome the two types of discriminatory activities (refusal to allow reasonable accommodation and discrimination against Section 8 voucher holders) identified in rental markets.	overcoming the discriminatory activities of: refusal to allow reasonable accommodation; and, discrimination against Section 8 voucher holders in non-entitlement rental markets.					<p>A new brochure "Fair Housing for Students" was developed and 3 fair housing workshops regarding common discriminatory practices were completed and are as follows: Pendleton – August 20, 2012, where there were 8 attendees; Medford – September 11, 2012, where there were 19 attendees; and, Portland – October 2, 2012 (Includes a bus tour), where there were 28 attendees.</p> <p>GEODC provided 4 trainings in Pendleton, La Grande (August 20, 2012) , Wallowa; Vale (September 18, 2012); Ontario (June 11, 2013) with emphasis on tenant rights and landlord responsibility.</p> <p>Identified,-obtained photographs and videotaped interviews to incorporate Japanese Americans who worked in farm labor camps in Eastern Oregon during World War II. Met local historians in Ontario, La Grande and the Josephine County Historical Society, along with obtaining materials and photos.</p> <p>Virtual tour is completed and 10 virtual tours to date were offered totaling of at least 502 participant</p> <p>Task 7 - In 2013 there were 197 Tweets, 224 Facebook posts and 78 articles distributed. In 2015 the web site updates are on-going. During 2015 there were a total of 4,873,373 hits.</p>
					<u>Task 7</u> – Continue to update FHCO website to expand the knowledge, awareness and support of fair housing laws, enforcement avenues, and	<u>Task 7</u> – In 2015 the web site updates are on-going. During 2014 there were a total of 3,376,550 hits.	

Identified Impediment in the 2011-2015 Analysis of Impediments	Action	Work to be Contracted by OBDD-IFA to full fill the requirements of the 2011-2015 Fair Housing Action Plan	Outcome	Measurement	FHCO Contract April 1, 2014 to December 31, 2015	Actions completed in 2015 as of December 31, 2015	Aggregated Actions taken from 2011-2015
					<p>protections for citizens of the State.</p> <p><u>Task 8</u> - Coordinate with the Community Action Partnership of Oregon and the statewide network of adult care home providers to provide focused efforts on educating consumers about fair housing discrimination, reasonable accommodation, and section 8 protections as provided by HB2639. Conduct at least 4 webinars and assist with reasonable accommodation requests.</p> <p>Conduct at least 6 fair housing tours to non entitlement areas. Each tour will consist of a series of workshops targeting target housing consumers, housing providers, social service providers and advocates, elected officials, land use staff of local non-entitlement jurisdictions, and others.</p>	<p><u>Task 8</u> – In 2014, started working with adult foster care home licensors to revise written materials.</p> <p>2015: Four tours have been completed: - 3/12/15 with McMinville with participant from Polk and Yamhill Counties; - Two tours in July and September in Eastern Oregon. - 6/10/15 Columbia County Total 13 training with over 269 participants</p>	<p><u>Task 8</u> – Prior work on this task is reported under B-Structural Barriers (B-1) above.</p> <p>In 2014, started working with adult foster care home licensors to revise written materials.</p> <p>Four tours have been completed: 1) July 14-17, 2014 with 3 trainings conducted: Ontario (7/14/14) – 17 participants, Pendleton (7/17/14) – 5 participants and LaGrande (7/16/14) – 12 participants; 2) September 11-14, 2014 with 2 trainings conducted in: Ontario (9/11/14) – 10 participants and Ontario in partnership with the Mexican Consulate (9/14/14) – 500 participants; 3) Lincoln County (10/14/14); and, 4) Lincoln County (11/14/14).</p> <p>2015: Four tours have been completed with running total of 8 tours to date: - 3/12/15 with McMinville with participant from Polk and Yamhill Counties; - Two tours in July and September in Eastern Oregon. - 6/10/15 Columbia County</p>

Identified Impediment in the 2011-2015 Analysis of Impediments	Action	Work to be Contracted by OBDD-IFA to full fill the requirements of the 2011-2015 Fair Housing Action Plan	Outcome	Measurement	FHCO Contract April 1, 2014 to December 31, 2015	Actions completed in 2015 as of December 31, 2015	Aggregated Actions taken from 2011-2015
							Total 13 training with over 269 participants
B- Structural Barriers B(3) – Need to develop a more effective referral system.	Increase knowledge of fair housing laws in Oregon by continued support for the fair housing hot line and complaint referral program.	Continued support for the fair housing hot line and complaint referral program.	Better educated housing consumers and providers.	Number of calls received on the hot line, and the number referred to BOLI, HUD or other entities.	<u>Task 13</u> - Screen at least 700 clients from Oregon's non-entitlement jurisdictions with inquiries (calls/walk-ins/emails) and evaluate for fair housing issues and jurisdiction. It is anticipated that 15 calls will result in fair housing intakes, requiring further investigation, follow-up action, or formal complaint processing.	<u>Task 13</u> – in 2015 there has been 354 hotline calls and 43 intakes processed.	<u>Task 13</u> - A total of 2849 calls have been received from non-entitlement communities throughout the state and 114 intakes were processed. GEODC responded to calls and e-mails on fair housing issues in Eastern Oregon.
Other Participation in the Fair Housing Collaborative					<u>Task 10</u> - Plan and hold 2 meetings to include representatives of Statewide Fair Housing Collaborative to review the state's Fair Housing Action Plan and progress on achieving goals of the Plan.	<u>Task 10</u> – 2015 The Fair Housing Collaborative has been meeting monthly via phone conference with the A/I contractor in the development of the 2015 Analysis of Impediment and the state action plan until it is completed at the end of 2015	<u>Task 10</u> - An extension for this task was granted. This work will be included in the scope of work for the 2013 contract. <u>In 2014</u> - There have been 2 collaborative meetings: 1) 7/28/14 for the purpose of identifying and creating a plan for producing the new A/I and Action Plan; and 2) 12/18/14 for the A/I kick-off meeting with the selected consultant 2015 The Fair Housing Collaborative has been meeting monthly via phone conference with the A/I contractor in the development of the 2015 Analysis of Impediment and the state action plan until it is completed at the end of 2015

Identified Impediment in the 2011-2015 Analysis of Impediments	Action	Work to be Contracted by OBDD-IFA to full fill the requirements of the 2011-2015 Fair Housing Action Plan	Outcome	Measurement	FHCO Contract April 1, 2014 to December 31, 2015	Actions completed in 2015 as of December 31, 2015	Aggregated Actions taken from 2011-2015
Other January 1, 2014 – December 31, 2015 contract.					<u>Task 15</u> – Contract executed April 2014. Amended in April 2015 to include additional tasks to allow more direct assistance for local jurisdiction	<u>Task 15</u> – 2015 – contract amended in April 2015 to include additional tasks to allow more direct assistance for local jurisdiction	<u>Task 15</u> – Contract executed April 2014. Amended in April 2015 to include additional tasks to allow more direct assistance for local jurisdiction

Fair Housing Actions OBDD-IFA plans to undertake in 2014 and 2015

Fair Housing Collaborative

Business Oregon continues to participate in this collaborative. In 2005, OHCS, Business Oregon, BOLI, FHCO and other private and other public sector participants formed a fair housing collaborative to address statewide fair housing issues and were a large part of the successful completion and development of the 2011-2015 Analysis of Impediments to Fair Housing Choice and Fair Housing Action Plan. This collaborative was meeting monthly during the development of these documents, and then quarterly thereafter to work on fair housing issues.

In 2015, the Fair Housing Collaborative meetings were increased to a monthly basis to assist in the development of the new 2016–2020 Analysis of Impediments to Fair Housing Choice and Fair Housing Action Plan.

Support of Local Fair Housing Efforts

Business Oregon continues to work closely with all of our CDBG recipients to ensure that each of their jurisdictions recognize their responsibilities in this area and know where the resources are to answer questions and provide necessary brochures, posters and presentations. Regional coordinators remain in contact with each recipient through the course of the CDBG-funded project and are able to assist them when necessary.

Local fair housing efforts of state recipients using 2015 funds include but are not limited to: publicizing fair housing laws, participating in local fair housing events, displaying posters, distributing brochures and being a participating sponsor of the Fair Housing Council of Oregon (FHCO) display and training sessions. As we have worked along with FHCO, we have come to understand that many of Oregon's small communities are struggling and it is common to find that municipal planners, attorneys, and building code/development personnel have been eliminated from the budget to reduce personnel expenses as a means to ensure there are funds to cover the more basic needs of the community. These are the individuals who typically have the responsibility to understand fair housing laws and to be aware of local impediments to equal access to opportunity in housing. More often than not, affirmatively furthering fair housing is not even on their radar. Additionally, the citizen commissions/decision-making bodies and elected officials in small communities in Oregon are frequently swayed by neighborhood opinions without regard to the fair housing impacts. This is especially the case in land use decisions and zoning plans and practices. OBDD adjusted our contract with FHCO to enhance more direct work with local municipalities to enhance more education and awareness of Fair Housing in the rural areas.

Actions Taken to Remove Barriers to Affordable Housing

In addition to the activities described above, CDBG funds are used to extend publicly-owned infrastructure to new affordable low- and moderate-income housing, which assists in addressing the obstacle of funding for owner occupied single family housing. CDBG

funds also are used by low- and moderate-income homeowners to rehabilitate the homes they occupy.

CDBG funds were used to foster affordable housing by funding supportive public infrastructure for housing projects. CDBG funds, through the housing rehab program, support maintenance of affordable housing that is owned and occupied by a low- and moderate-income homeowner.

The **Oregon Housing and Community Services Department (OHCS)** is active in the promotion of fair housing. They operate many programs, including HOME. Owners of projects assisted by OHCS are required to develop marketing plans that include outreach activities targeted to minorities and other protected classes. The first component of the fair housing planning process is to review impediments to fair housing choice in the public and private sectors.

The **Bureau of Labor and Industries Civil Rights Division (BOLI)** is responsible for investigation and resolution of fair housing complaints are handled in Oregon. BOLI processes all cases involving alleged discrimination based on race/color, religion, sex, physical or mental handicap, marital status and national origin. The agency does not investigate situations involving discrimination based on family status but does assist individuals to file complaints with HUD.

Actions Taken to Remove Barriers to Affordable Housing

In addition to the activities described above, CDBG funds are used to extend publicly-owned infrastructure to new affordable low- and moderate-income housing, which assists in addressing the obstacle of funding for owner occupied single family housing. CDBG funds also are used by low- and moderate-income homeowners to rehabilitate the homes they occupy.

CDBG funds were used to foster affordable housing by funding supportive public infrastructure for housing projects. CDBG funds, through the housing rehab program, support maintenance of affordable housing that is owned and occupied by a low- and moderate-income homeowner.

Other Actions Indicated in the Strategic Plan and the Action Plan and Including A Comparison of the Proposed Versus Actual Outcomes For Each Outcome Measure Submitted With the Consolidated Plan and Explain, If Applicable, Why Progress Was Not Made Toward Meeting Goals and Objectives.

2015 Outcome and Performance Goal Summary: Table V, summarizes the outcomes and performance measure requirements and the states progress towards meeting each requirement, by project type. This section of the 2015 PER conforms to the outcome and performance measure requirements identified in the 2011-2015 Consolidated Plan. In summary 7,004 Oregonians will benefit from the activities funded under the CDBG

program in 2015 of which 4,807 (69%) will be low and moderate income. An abbreviated summary of the State's achievements through December 31, 2015 are:

- The state met or exceeded the annual goals for Public Works; SL1 Community Facilities; SL3 Community Facilities and Community Capacity Technical Assistance.
- The state did not meet the goals for Microenterprise Assistance; DH1 Community Facilities; Public Works Off-Site Infrastructure; and, Housing Rehabilitation.
- 34 microenterprises will be assisted.
- 4 water and wastewater systems were funded.
- 123 housing units will be rehabilitated.
- The CDBG program leveraged \$15,879,815 in matching funds.
- Three CDBG 1% assisted conferences were conducted where 102 persons benefitted.

Five Year Outcome and Performance Goal Summary: Table V also, summarizes the outcomes and performance measure requirements and the State's overall progress towards meeting each requirement, during the 5 year reporting period, by project type. This section conforms to the outcome and performance measure requirements identified in the 2011-2015 Consolidated Plan. In summary 99,169 Oregonians will benefit from the activities funded under the CDBG program during the 2011-2105 reporting period of which 61,671 (74.41%) will be low and moderate income. An abbreviated summary of the states achievements through December 31, 2015 were:

- The state is exceeding the anticipated five year goals for Public Works; SL1 Community Facilities; SL3 Community Facilities and Community Capacity Technical Assistance.
- The state is meeting the anticipated five year goals for Economic Development, since this was only a priority for funding in 2011 and the state funded one project in 2011.
- The state is not meeting the anticipated five year goals for Microenterprise Assistance; Publicly owned off-site infrastructure; DH1 Community Facilities; and Housing Rehabilitation.
- 433 microenterprises were assisted.
- 45 water and wastewater systems were funded.
- 13 community facility projects were funded.
- 539 housing units were rehabilitated.
- The CDBG program leveraged \$28,381,290 in matching funds.
- 16 CDBG 1% assisted conferences were conducted where 1,471 persons benefitted.
- 8 beds were created under DH1 Community Facilities.
- 35 jobs will be created.

Refer to the Table V for details.

Table V

Program Year 2015 data through December 31, 2015 (Fourth Quarter) and accrued data from January 1, 2011 to December 31, 2015

Note: See notes at the bottom of the table.

Program Year 2015 Data				OUTCOMES [See note #1 below]				
Outcome/ Objective	Funding Category	Performance Indicators [See note #2 below]	Actual Number Funded in 2015	Total Number Funded by 12-31-15	Short Term Annual Goal	Actual Number Funded in 2015 and % of Annual Goal Achieved	Long Term Goal by 12- 31-2015	Actual Number Funded by 12-31-15 and % of Five Year Goal Achieved
EO3	Economic Development	Jobs Created/Retained	0	35	Fund 1 project per year, if category is offered under the program	Funding category only offered in 2011 [See note 2 below]	Fund 5 projects	1 (20%)
		Total LMI Jobs created/Retained	0	19				
		Funds Leveraged	0	\$0				
EO3	Microenterprise Assistance	Total Microenterprises Assisted	34	433	Fund 5 projects per year	1 (20%)	Fund 25 projects	13 (52%)
		Total LMI Microenterprises Assisted	18	323				
		Funds Leveraged	0	\$10,000				
SL3	Public Works – Water/Wastewater and Downtown Revitalization	Number Systems Assisted	4	45	Fund 5 systems per year	4 (80%)	Assist 25 systems	45 (180%)
		Total Persons Assisted	4,847	70,727				
		Total LMI Persons Assisted	2,814	44,047				
		Funds Leveraged	\$10,302,000	\$19,936,509				
DH3	Publicly Owned Off-Site Infrastructure	Total Housing Units Assisted	0	0	Fund 1 project every other year	0 (0%)	Fund 2.5 projects	0 (0%)
		Total LMI Housing Units Assisted	0	0				
		Funds Leveraged	0	\$0				

SL1	Public/Community Facilities (fire stations, libraries, senior centers, food banks, family resource centers, community centers)	Total Facilities Assisted	2	9	Fund 1 project per year	2 (200%)	Assist 5 facilities	9 (180%)
		Total Persons Assisted	619	24,863				
		Total LMI Persons Assisted	619	20,787				
		Funds Leveraged	\$960,295	\$2,898,166				
SL3	Public/Community Facilities (drug and alcohol treatment, head starts, mental health, health clinics, shelters/workshops for persons with disabilities)	Total Facilities Assisted	1	4	Fund 1 project every other year	1 (100%)	Assist 2.5 facilities	4 (160%)
		Total Persons Assisted	1,402	1,675				
		Total LMI Persons Assisted	1,356	1,626				
		Funds Leveraged	\$4,509,520	\$4,550,114.94				
DH1	Public/Community Facilities (domestic violence shelters, emergency/homeless shelters)	Total Number of Beds Created	0	8	Fund 1 project per year	0 (0%)	Assist 5 facilities	1(20%)
		Funds Leveraged	0	\$0				
DH3	Housing Rehabilitation	Total Number of Units rehabbed	123	539	Fund 6 projects per year	5 (83%)	Fund 30 projects	26 (86.6%)
		Funds Leveraged	\$108,000	\$986,500				
SL1	Public Services	Total Persons Assisted	0	0	Fund 3 projects per year, if category is offered under the program.	Funding category not offered in2011, 2012, 2013 or 2014 [See note 2 below]	Fund 15 projects	Does not apply. Funding category has not been offered.
		Total LMI Persons Assisted	0	0				
		Funds Leveraged	0	\$0				
SL3	Emergency Projects	The Department does not anticipate future disasters but will ensure that if a bona fide disaster occurs in the future the projects will meet the CDBG program requirements and will be reported accordingly.						
N/A	Community Capacity/Technical Assistance	Number of Training Events Held	3	16	Fund 3 per year	3 (100%)	15 training events funded	20 (133%)
		Number of Attendee's	102	1,471				

Note #1 - Outcomes - Actual Number Funded – The actual number funded is based upon the awards made during the program year. The final actual outcomes/accomplishments from each grant awarded by the state will be collected when the grant activities are complete and the grant contract between the city/county and the state is administratively closed and will be reported in IDIS as part of the CAPER.

Each grant recipient is allowed a specified period of time to complete the CDBG funded activities and this time period varies by type of grant. This time period is referred to as the Project Completion Date (PCD). The state allows PCD extensions if the local circumstances warrant the extensions. Each PCD extension is reviewed on a case by case basis. A summary of the standard PCD time periods are:

- 1 year PCD – Applies to microenterprise assistance grants and housing center grants.
- 2 year PCD – Planning grants, final design only grants, construction only grants, off-site infrastructure grants and housing rehabilitation grants.
- 3 year PCD – Final design and construction activities combined into one grant.

Note #2 - The state may select activities/priorities for the 2011-2015 CDBG program from the table above. The proposed outcome and performance measure requirements, performance indicators and the short and long term goals for each activity will only be triggered, if the activity is actually offered by the program.

Describe the Use of CDBG Funds during the Program Year and Assess the Relationship of That Use to the Priorities and Specific Objectives Identified Within the Plan with Special Attention to the Highest Priority Activities That Were Identified

This section of PER expands upon the prior section above and needs to be reviewed in its entirety.

CDBG activities have had a substantial impact on identified needs are the public works activities and community facility activities which were identified as high priority projects in the 2011-2015 Consolidated Plan. Thirty nine point sixty eight percent (39.68%) of the CDBG funds awarded in 2015 were for Community Facilities projects that will benefit 2,021 persons, fifty point ten percent (50.10%) for Public Works projects will benefit 4,847 persons and nine point ninety two percent (9.92%) of the CDBG funds awarded in 2015 were for housing rehabilitation projects that will benefit 303 persons and rehabilitate 132 housing units. Refer to Table's I, V and VI for more details.

The indicators for CDBG need are identified by the type and number of applications received for funding in 2015. Based upon the number of applications received public works, community facilities and housing rehabilitation are of the highest need. Oregon funded:

- 4 public works projects
- 3 community facility projects;
- 5 housing rehabilitation projects (and 4 received unfunded due to insufficient available fund); and,
- 1 microenterprise project

The state obligated its Program Year 2015 funds for activities in accordance, as much as possible, with the targets set in the *2015 Annual Action Plan for the Oregon Consolidated Plan*.

The state exceeded the annual allocation funding targets in the following categories:

- Public Works: Target was 49% and during 2015 the state obligated 50.10%.
- Community Facilities: Target was 26% and during 2015 the state obligated 39.68%.

The state did not exceed the annual allocation funding targets in the following categories:

- Microenterprise Assistance: Target was 3% and during 2015 the state obligated 0.30%.
- Housing Rehabilitation: Target was 22% and during 2015 the state obligated 9.92%.

For the last several years, since 2006 the barrier that resulted in a negative impact to the program was not something that can be remedied by IFA. Cities and counties were reluctant to apply for funds for a project due to the fact they were unable to secure additional project funds due to the economy. Many communities due to budget cuts had

to cut staff and have lost the capacity to administer the complex CDBG grants at the local level.

During 2012, regardless of these barriers the state saw an increase in demand for the CDBG program. This increase continued in 2015 which shown that the application received in one application quarter has exceeded the whole annual allocation.

The state's CDBG program continues to alleviate the effects of the economy by creating jobs, assisting microenterprises, improving infrastructure, providing housing rehabilitation, and constructing essential community facilities. The primary obstacle in successfully addressing the demands remain in the lack of funding. Federal and state funding are simply not enough to meet demand, even when coordinating funding for infrastructure projects with other agencies such as the US Department of Agriculture's Rural Utility Service, Oregon Department of Environmental Quality, the Environmental Protection Agency, the lottery funded Special Public Works Fund and Water/Wastewater Financing Program and others. The estimated demand for 2015 was \$21.7 million, far exceeding the 2015 allocation amount available for projects of \$11,292,535; a ration of nearly 2:1.

Variance between Targeted and Awarded Funding in 2011-2015

The Method of Distribution (MOD) identifies that OBDD-IFA intended to award funds according to the target percentages but OBDD-IFA is not obligated to award all the funds targeted to each category, i.e. if a sufficient number of projects are not awarded in a particular category, applications in other categories may be funded. Each calendar quarter OBDD-IFA conducted a quarterly target review and determine if funds need to be moved from one category to another to address program needs.

At each calendar quarter the need for the program, based upon the complete applications received was reviewed against the targeted percentages. OBDD-IFA varied from the funding targets, in accordance with the applicable MOD, and for the following reasons:

- The state of Oregon has no control over the type and quantity of applications submitted for funding under the program. Regardless the outreach and training effort regionally, the State has emphasize on the readiness for the projects and the parties involved in the to move forward with well-developed projects which limit the projects that are ready to move forward for funding in the open quarter application round
- Demand for community facilities and public works projects has significantly increased throughout the five years. This upward trend was caused by increase in regulatory agencies requirements for the improvement of aging and failing system. The improvement of the economy conditions has provided little boost in the capacity to undertake large projects to address the community needs. Subsequently the demand for Micro-Enterprise assistance has sharply decreased, while Housing Rehabilitation program is showing increase in interest the availability of funding remains the stumbling block in the state's ability to reach

goals based on the result of the review at each calendar quarter on the need of the program funding.

Specify the Nature of and Reasons for any Changes in Program Objectives and Indicate How the State Would Change Its Programs As A Result of Its Experiences

IFA made a few adjustments to the CDBG strategies under 2016-2020 Consolidated plan, which is adjusting the allocation and goal composition to the projects that are trending upwards based on the historical performance.

- **Eligible Applicants/Limits on Applications** – On June 10, 2014 HUD issued Community Planning Development (CPD) Notice 14-10, with transition policy guidance for implementation of the new 2014 Low/Moderate Income Summary Data (LMISD) for the State CDBG program, effective on July 1, 2014.
 - o **National Objectives** – “Area Wide Documentation Needed” was revised to add a more flexibility to conduct a local income survey could be justified and authorized to do a local income survey for communities.
- **After assessing the variance between targeted and awarded for in 2011-2015:**
 - o OBDD-IFA is utilizing the historical data of demand and the trend of funds availability in the development of 2016-2020 Consolidated Plan goals to a more achievable target.
 - o OBDD-IFA will proceed with the assessment to evaluate level of marketing and outreach to projects to achieve the newly set goals. We identified several outreach efforts through the collaboration with Governor’s Regional Solution Teams throughout the 10 regions in the state. OBDD-IFA will continuously proceed with the outreach efforts by actively marketing the program through all different efforts such as involvements in the League or Oregon Cities and Association of Oregon Counties.
 - o OBDD-IFA will proceed further the technical assistance to enhance the performance of all programs through trainings, implementation tool development and one-on-one assistance.

Evaluate the Extent To Which the Program Benefitted Low- And Moderate-Income Persons and Include the Number of Extremely Low-Income, and Moderate-Income Persons Served By Each Activity Where Information on Income By Family Size Is Required to Determine Eligibility of the Activity

For the selected benefit period (2015-2016-2017), 98.95% of the state’s CDBG funds were obligated to activities benefiting low- and moderate-income persons. Of the funds obligated under the state’s 2015 program, 98.95% of the project funds benefit low- and moderate-income persons.

The 2015 unobligated re-paid recaptured grant funds and unobligated FY2015 funds were not included in the calculation for overall program benefit to low and moderate income persons.

Of the CDBG awards made during the 2015 program year, the projects are proposed to benefit 7,205 persons of which 4,775 or 66.2% will be low and moderate income. Refer to Table V above and Table VI below for details.

Table VI

Funding Category	Very Low Income	Low Income	Total Benefitted Persons	Moderate Income and below	% LMI
Miroenterprise Assistance	Not collected	Not collected	34	18	52.94%
Public Works	Not collected	Not collected	4,847	2,814	58.06%
Community Facilities	Not collected	Not collected	2,021	1640	81.15%
Housing Rehabilitation	Not collected	Not collected	303	303	100.00%
Total			7,205	4,775	66.27%

Evaluate Progress towards Meeting the Goals of Providing Affordable Housing CDBG Funds, Including the Number and Types of Households Served

During 2015 IFA funded housing rehabilitation projects that are proposed to benefit 132 households, of which 115 persons will benefit and 100% will be low and moderate income.

A Summary of Any Comments Concerning the Program That Have Been Received From Citizens

The public comment period concludes on April 20, 2016 and OBDD-IFA received no public comment regarding the 2015 CDBG PER reports.

A Summary of Activities and Results from Technical Assistance Funding

The state's 2015 program included the use of CDBG funds for the technical assistance allowed by Section 811 of the Housing and Community Development Act of 1992. As of December 31, 2022, all of the 1% Technical Assistance Funds from the 2015 allocation had been expended. During 2015, OBDD-IFA obligated all the 2008 CDBG 1% and substantially obligated the 2009 CDBG 1% funds for activities.

Table VII

CDBG 1% Balance as of December 31, 2015

Fiscal Year	Obligated	Unobligated	Total
2008	141,451.00	0.00	141,451.00
2009	143,939.07	0.00	143,939.07
2010	156,809.00	0.00	156,809.00
2011	131,525.00	0.00	131,525.00
2012	16,538.43	103,500.57	120,039.00
2013	0.00	121,782.00	121,782.00
2014	0.00	119,140.00	119,140.00
2015	0.00	117,449.00	117,449.00
Total	590,262.50	461,871.57	934,685.07

Table V summarizes the CDBG 1% Technical Assistance awards that were made in Program Year 2015 for conference/workshop sponsorship, for local government capacity building associated with CDBG projects. The information below describes all the activities that were funded and the results from that activity.

- **Northwest Community Development Institute.** A grant was provided to the Northwest Community Development Institute for 2015 training and scholarships. This effort helps to train rural community development professionals in Oregon, Idaho and Washington. A total of 47 persons benefitted from this training event and this ACCOMPLISHMENT IS REPORTED IN THE 2015 PER.
- **Northwest Economic Development Sponsorship ad Course.** A grant was provided to the Washington State Community Trade and Economic Development Department for 2015 training scholarships. The scholarships are offered to rural Oregon community representatives who attend this training. A total of 43 persons benefitted from this training event and this ACCOMPLISHMENT IS REPORTED IN THE 2015 PER.
- **Fair Housing Council of Oregon.** OBDD-IFA entered into an amendment of contract with the Fair Housing Council of Oregon (FHCO) to promote equal access to housing by providing fair housing education, outreach, technical assistance and enforcement opportunities related to federal laws and related Oregon laws. A more detailed description of the results of this funding is described in the 2015 PER report section entitled *"actions taken to affirmatively further fair housing, a summary of impediments, and actions taken to overcome the effects of impediments"*
- **State Administration.** Starting in FY 2004, states may expend up to \$100,000 +3% of their annual allocation on state administrative costs. In 2006, the state reserved the right to use this flexibility. All CDBG 1% funds used for state administration will be matched 1:1 with funds from the department's Special Public Works Fund. During 2015 none of the CDBG 1% funds were utilized for state administration.

Civil Rights

The state is required to provide data on all applicants and beneficiaries in projects funded from each grant allocation. Information must be reported for each project activity and must indicate the number of persons benefiting by ethnicity and racial groups as defined by U.S. Census.

- **Applicant data**—The proposed applicant data is contained in Table II above.
- **Actual data**—The actual beneficiary data from FFY2015 CDBG funded projects that were administratively closed during 2015 is described and contained in Table VIII below.

Table VIII

RACE GROUP	Total from Grant	Total from Program Income	Combined Total
White not Hispanic	3,121	0	3,121
Hispanic	868	0	868
American Indian/Alaskan Native	94	0	94
Black not Hispanic	13	0	13
Asian and Pacific Islander	32	0	32
Other two or more races	154		154
TOTAL	4,282	0	4,282

Ethnicity/Race data is tabulated for all administratively closed or closed projects in the non-entitlement areas of the state using FY 2015 funds. All of projects awarded with 2015 funding were administratively closed during the reporting period. When 2015 funded projects are administratively closed, the ethnicity/race data will be reported in successive year's PERs 2015 Grant Year Activity Reports as indicated in the table above for each project and totaled for all projects funded with 2015 grant year funds.

Summary of State's Reviews of Recipient's Civil Rights Performance

The state reviews the civil rights performance of its 2015 recipients as part of its regular monitoring procedures. These include either an on-site review or an internal file/desk audit of all projects. A standardized monitoring checklist is used for this process. 2015 grant recipients monitored during the reporting period generally complied with the Civil Rights performance requirements for Community Development Block Grant recipients.

Summary of State and Recipient Actions to Use Minority- and Women-Owned Businesses In Carrying Out CDBG-Funded Activities

The state encourages grantees to make contracts awarded under CDBG grants available to minority- and women-owned businesses. Through the Grant Management Handbook and

training given to recipients, the state describes the various ways that contracting opportunities can be made available to minority- and women-owned businesses. Some examples include dividing larger contracts into smaller portions that can be bid on by smaller firms, or directly soliciting proposals or bids from lists of certified minority- and women-owned businesses.

The current Grant Management Handbook (GMH) (revised February 2011 and April 2013) provides forms that grant recipients use to collect and report their efforts to the state. The updated 2013 GMH continues to contain information and new requirements for housing rehabilitation and off-site affordable housing projects in originally implemented in 2011. These two project types must meet the minimum acceptable outreach efforts/standards to minority- and women-owned businesses:

- A good faith, comprehensive and continuing endeavor;
- Supported by a statement of public policy and commitment published in the printed media of the widest local circulation;
- Supported by an office/or a key, ranking staff person with oversight responsibilities and access to the chief elected official; and
- Designed to utilize all available and appropriate public and private sector resources.

In addition to meeting the *standards* listed above, these grant recipients are encouraged to use the new **guidelines** contained in the GMH in implementing outreach programs to ensure the inclusion to the maximum extent feasible, of entities owned by minorities and women.

The state will report in future PERs, for each allocation, on the use of minority and women-owned businesses, and on Section 3 activities by its recipients. IFA's 2015 Section 3 Report was submitted to HUD via SPEARS on April 12, 2016

Equal Employment Opportunity Data for Business Oregon

Business Oregon maintains the employment data required by the Equal Employment Opportunity Commission (EEOC) on an EEO-4 form. The form is not included in this report but is available from the department.

IDISPR28 Financial Summary Report Adjustments

- 1) The original IDIS generated report showed \$1,262.24 of program income had been retained by recipients (line 26). However, the IFA receipted \$1,262.24 in program income returned to the state. Adjustment was done on the report to reflect the redistribution of the PI.
- 2) Line 59 was adjusted to show the overall low- and moderate-income benefit period of 2015-2017.
- 3) Line 16 adjusted to note the remaining of the available TA 1% for the total of \$117,449

IDISPR26 CDBG Financial Summary Report Adjustments

- 1) Line 23 was adjusted to show the overall low- and moderate- income benefit period of 2015-2017.
- 2) Line 24 was adjusted to show the cumulative net expenditures subject to low and moderate income benefit calculation for the 3 year reporting period, based upon the PER reports for 2015 and 2017 in this CAPER submission.
- 3) Line 25 was adjusted to the cumulative expenditures benefitting low and moderate income persons for the 3 year reporting period, based upon the PER reports for 2015 and 2017 in this CAPER submission.

											Proposed Acc.			Actual Acc.			Ethnicity Data						
Project #	Grantee	Project Name	Status	Activity	Activity Amount	Program Mgmt. (PM)	Admin. (LA)	Project Total	Purpose	Natl Obj	# of Unit	Total # of Person	Total # of LMI	# of Unit	Total # of Person	Total # of L/M	White	Hispanic	American Indian / Alaskan Native	Black, not Hispanic	Asian / Pacific Islander	Other two or more races	Female HH
P15005 (11, 11RGR, 12, 12RGR, 13, 13RGR, 15, 15RGR, 15P)	Amity	Water Design/Const.	AC	Public Facility	\$592,535.00			\$592,535.00	PF	LM	Accomplishments reported in 2013												
P15006 (11RGR, 13, 15, 15 RGR)	Antelope	Water Design& Construction	AC	Public Facility	\$990,000.00		\$10,000.00	\$1,000,000.00	PF	LM		52	52		50	50	44	5	1				
C15009 (15)	Boardman	Head Start Design & Construction	AC	Public Facility	\$1,975,000.00		\$25,000.00	\$2,000,000.00	PF	LM	Accomplishments reported in 2022				74	74	74	74					
H15014	Columbia Co	Housing Rehab - Grant Prog.	AC	Housing Rehab	\$235,000.00	\$45,000.00	\$20,000.00	\$300,000.00	PF	LM	40	115	115	20	27	27	27						
H15013	Hood River Co.	Housing Rehab - Loan Prog.	AC	Housing Rehab	230,000.00	\$45,000.00	\$25,000.00	\$300,000.00	H	LM	20	40	40	12	37	37	25	12					
H15011	Jackson Co.	Housing Rehab	AC	Housing Rehab	\$230,000.00	\$45,000.00	\$25,000.00	\$300,000.00	H	LM	20	50	50	16	35	35	33	1			1		
H15010	Ontario	Housing Rehab - Grant Prog.	AC	Housing Rehab	\$230,000.00	\$45,000.00	\$25,000.00	\$300,000.00	H	LM	18	48	48	19	53	53	22	25	3			3	
H15012	Polk Co.	Housing Rehab - Loan Prog.	AC	Housing Rehab	\$230,000.00	\$45,000.00	\$25,000.00	\$300,000.00	H	LM	25	50	50										
P15003	Vale	Water Design& Construction	AC	Public Facility	\$2,175,000.00		\$25,000.00	\$2,200,000.00	PF	LM		1,874	1170		2199	1373	1476	591	46		27	59	
C15008	Vernonia	Senior Center/ Food Bank	AC	Public Facility	\$1,980,405.00		\$19,595.00	\$2,000,000.00	PF	LM	Accomplishments reported in 2021				463		461	10	2				
C15007	Wasco Co.	Mental Health	AC	Public Facility	\$1,980,000.00		\$20,000.00	\$2,000,000.00	PF	LM		1402	1356		1344	1183	1193	224	42	13	4	92	
								\$0.00	PS	LM													
11 Projects					\$10,847,940.00	\$225,000	\$219,595	\$11,292,535.00			123	3,631	2,881	67	4,282	2,832	3,355	942	94	13	32	154	0

2015PY Grant amount	\$11,744,882.00		\$11,292,535.00
Annual allocation for projects:		Total to Obligate	\$0.00
	\$11,292,535.00		

PROGRAM INCOME											Proposed Acc.			Actual Acc.			Ethnicity Data					
Project #	Grantee	Project Name	Status	Activity	Activity Amount	Program Mgmt. (PM)	Admin. (LA)	Project Total	Purpose	Natl Obj	# of Unit	Total # of Person	Total # of LMI	# of Unit	Total # of Person	Total # of L/M	White, not Hispanic	Hispanic	American Indian / Alaskan Native	Black, not Hispanic	Asian / Pacific Islander	Female head of Hshld
P15005 (11, 11RGR, 12, 12RGR, 13, 13RGR, 15, 15RGR, 15PI)	Amity	Water Design/Const.	AC	Public Facility	\$1,262.24			\$1,262.24	PF	LM	Accomplishments reported in 2013											
1 projects					\$1,262.24	\$0.00	\$0.00	\$1,262.24			0.00	0.00	0	0	0	0	0	0	0	0	0	0

Total to Obligate

Unobligated Reg

\$0.00

E01018

1,262.24

RCVD 7-14-15

Since the 2001 grant is closed, this is reported in the year in which it is received.

Total

1,262.24

Recaptured Grant Repayments

											Proposed Acc.			Actual Acc.			Ethnicity Data					
Project #	Grantee	Project Name	Status	Activity	Activity Amount	Program Mgmt. (PM)	Admin. (LA)	Project Total	Purpose	Natl Obj	# of Unit	Total # of Person	Total # of LMI	# of Unit	Total # of Person	Total # of L/M	White, not Hispanic	Hispanic	American Indian / Alaskan Native	Black, not Hispanic	Asian / Pacific Islander	Female head of Hshld
P15005 (11, 11RGR, 12, 12RGR, 13, 13RGR, 15, 15RGR, 15PI)	Amity	Water Design/Const.	AC	Public Facility	\$24,252.55			\$22,172.39	PF	LM	Accomplishments reported in 2013											
P15006 (11RGR, 13, 15)	Antelope	Water Design& Construction	AC	Public Facility	\$2,080.16			\$2,080.16			Accomplishments reported in 2015											
2					\$24,252.55	\$0.00	\$0.00	\$24,252.55			0	0	0	0	0	0	0	0	0	0	0	0

Total to obligate:

\$24,252.55

Unobligated

\$0.00

E01018

\$24,252.55

RCVD 7-14-15

Since the 2001 grant is closed, this is reported in the year in which it is received.

U.S. Department of Housing and Urban Development
Office of Community Planning and Development
Integrated Disbursement and Information System
State of Oregon
Performance and Evaluation Report
For Grant Year 2015
As of 01/17/2023
Grant Number B15DC410001

DATE: 01-17-23
TIME: 12:43
PAGE: 1

Part I: Financial Status

A. Sources of State CDBG Funds

1)	State Allocation	\$11,744,882.00
2)	Program Income	
3)	Program income receipted in IDIS	\$1,262.24
3 a)	Program income receipted from Section 108 Projects (for SI type)	\$0.00
4)	Adjustment to compute total program income	\$0.00
5)	Total program income (sum of lines 3 and 4)	\$1,262.24
6)	Section 108 Loan Funds	\$0.00
7)	Total State CDBG Resources (sum of lines 1,5 and 6)	\$11,746,144.24

B. State CDBG Resources by Use

8)	State Allocation	
9)	Obligated to recipients	\$11,744,882.00
10)	Adjustment to compute total obligated to recipients	\$0.00
11)	Total obligated to recipients (sum of lines 9 and 10)	\$11,744,882.00
12)	Set aside for State Administration	\$334,898.00
13)	Adjustment to compute total set aside for State Administration	\$0.00
14)	Total set aside for State Administration (sum of lines 12 and 13)	\$334,898.00
15)	Set aside for Technical Assistance	\$117,449.00
16)	Adjustment to compute total set aside for Technical Assistance	\$0.00
17)	Total set aside for Technical Assistance (sum of lines 15 and 16)	\$117,449.00
18)	State funds set aside for State Administration match	\$234,898.00

2015	State of Oregon Notes	
Obligated:	11,292,535.00	(PR-57)
State Admin:	\$334,898.00	
TA 1% :	117,449.00	
	\$11,744,882.00	(match the state allocation)

U.S. Department of Housing and Urban Development
Office of Community Planning and Development
Integrated Disbursement and Information System
State of Oregon
Performance and Evaluation Report
For Grant Year 2015
As of 01/17/2023
Grant Number B15DC410001

DATE: 01-17-23
TIME: 12:43
PAGE: 2

19)	Program Income	
20)	Returned to the state and redistributed	
20 a)	Section 108 program income expended for the Section 108 repayment	
21)	Adjustment to compute total redistributed	\$1,262.24
22)	Total redistributed (sum of lines 20 and 21)	\$1,262.24
23)	Returned to the state and not yet redistributed	\$0.00
23 a)	Section 108 program income not yet disbursed	\$0.00
24)	Adjustment to compute total not yet redistributed	\$0.00
25)	Total not yet redistributed (sum of lines 23 and 24)	\$0.00
26)	Retained by recipients	\$1,262.24
27)	Adjustment to compute total retained	-\$1,262.24
28)	Total retained (sum of lines 26 and 27)	\$0.00

C. Expenditures of State CDBG Resources

29)	Drawn for State Administration	\$334,898.00
30)	Adjustment to amount drawn for State Administration	\$0.00
31)	Total drawn for State Administration	\$334,898.00
32)	Drawn for Technical Assistance	\$117,449.00
33)	Adjustment to amount drawn for Technical Assistance	\$0.00
34)	Total drawn for Technical Assistance	\$117,449.00
35)	Drawn for Section 108 Repayments	\$0.00
36)	Adjustment to amount drawn for Section 108 Repayments	\$0.00
37)	Total drawn for Section 108 Repayments	\$0.00
38)	Drawn for all other activities	\$11,299,367.81
39)	Adjustment to amount drawn for all other activities	\$0.00
40)	Total drawn for all other activities	\$11,299,367.81

U.S. Department of Housing and Urban Development
Office of Community Planning and Development
Integrated Disbursement and Information System
State of Oregon
Performance and Evaluation Report
For Grant Year 2015
As of 01/17/2023
Grant Number B15DC410001

DATE: 01-17-23
TIME: 12:43
PAGE: 3

D. Compliance with Public Service (PS) Cap

41)	Disbursed in IDIS for PS	\$1,980,405.00
42)	Adjustment to compute total disbursed for PS	\$0.00
43)	Total disbursed for PS (sum of lines 41 and 42)	\$1,980,405.00
44)	Amount subject to PS cap	
45)	State Allocation (line 1)	\$11,744,882.00
46)	Program Income Received (line 5)	\$1,262.24
47)	Adjustment to compute total subject to PS cap	\$0.00
48)	Total subject to PS cap (sum of lines 45-47)	\$11,746,144.24
49)	Percent of funds disbursed to date for PS (line 43 / line 48)	16.86%

E. Compliance with Planning and Administration (P/A) Cap

50)	Disbursed in IDIS for P/A from all fund types - Combined	\$444,703.00
51)	Adjustment to compute total disbursed for P/A	\$0.00
52)	Total disbursed for P/A (sum of lines 50 and 51)	\$444,703.00
53)	Amount subject to Combined Expenditure P/A cap	
54)	State Allocation (line 1)	\$11,744,882.00
55)	Program Income Received (line 5)	\$1,262.24
56)	Adjustment to compute total subject to P/A cap	\$0.00
57)	Total subject to P/A cap (sum of lines 54-56)	\$11,746,144.24
58)	Percent of funds disbursed to date for P/A (line 52 / line 57) Combined Cap	3.79%
59)	Disbursed in IDIS for P/A from Annual Grant Only	\$444,703.00
60)	Amount subject the Annual Grant P/A cap	
61)	State Allocation	\$11,744,882.00
62)	Percent of funds disbursed to date for P/A (line 59 / line 61) Annual Grant Cap	3.79%

U.S. Department of Housing and Urban Development
Office of Community Planning and Development
Integrated Disbursement and Information System
State of Oregon
Performance and Evaluation Report
For Grant Year 2015
As of 01/17/2023
Grant Number B15DC410001

DATE: 01-17-23
TIME: 12:43
PAGE: 4

Part II: Compliance with Overall Low and Moderate Income Benefit

63) Period specified for benefit: grant years 2015 – 2017

64) Final PER for compliance with the overall benefit test: [No]

	Grant Year	2015	2016	2017	Total
65) Benefit LMI persons and households (1)		11,189,562.81	11,370,253.24	11,163,551.00	33,723,367.05
66) Benefit LMI, 108 activities		0.00	0.00	0.00	0.00
67) Benefit LMI, other adjustments		(91,108.02)	23,531.76	27,361.00	(40,215.26)
68) Total, Benefit LMI (sum of lines 65-67)		11,098,454.79	11,393,785.00	11,190,912.00	33,683,151.79
69) Prevent/Eliminate Slum/Blight		0.00	0.00	0.00	0.00
70) Prevent Slum/Blight, 108 activities		0.00	0.00	0.00	0.00
71) Total, Prevent Slum/Blight (sum of lines 69 and 70)		0.00	0.00	0.00	0.00
72) Meet Urgent Community Development Needs		0.00	0.00	0.00	0.00
73) Meet Urgent Needs, 108 activities		0.00	0.00	0.00	0.00
74) Total, Meet Urgent Needs (sum of lines 72 and 73)		0.00	0.00	0.00	0.00
75) Acquisition, New Construction, Rehab/Special Areas noncountable		0.00	0.00	0.00	0.00
76) Total disbursements subject to overall LMI benefit (sum of lines 68, 71, 74, and 75)		11,098,454.79	11,393,785.00	11,190,912.00	33,683,151.79
77) Low and moderate income benefit (line 68 / line 76)		1.00	1.00	1.00	1.00
78) Other Disbursements		1.00	1.00	1.00	3.00
79) State Administration		334,898.00	341,115.00	339,567.00	1,015,580.00
80) Technical Assistance		117,449.00	120,557.00	119,783.00	357,789.00
81) Local Administration		109,805.00	225,116.00	355,429.00	690,350.00
82) Section 108 repayments		0.00	0.00	0.00	0.00



U.S. Department of Housing and Urban Development
Office of Community Planning and Development
Integrated Disbursement and Information System
PR57 - CDBG State Timely Award of Funds

DATE: 01-17-23
TIME: 12:04
PAGE: 1

State Name: Oregon Grant Number: B15DC410001 Report Date: 01-17-23
Award Date: 07-22-15 Timeliness Date: 10-22-16
Grant Amount: \$11,744,882.00 Distribution Standard: \$11,292,535.54 Total Funded: \$11,292,535.00

IDIS Activity ID	UGLG Name	Matrix Code	Activity to prevent, prepare for, and respond to Coronavirus	Funded Amount
17263	COLUMBIA COUNTY	14A	No	\$235,000.00
17264	COLUMBIA COUNTY	14H	No	\$45,000.00
17265	COLUMBIA COUNTY	14H	No	\$20,000.00
17260	HOOD RIVER COUNTY	14A	No	\$230,000.00
17261	HOOD RIVER COUNTY	14H	No	\$45,000.00
17262	HOOD RIVER COUNTY	14H	No	\$25,000.00
17254	JACKSON COUNTY	14A	No	\$245,000.00
17255	JACKSON COUNTY	14H	No	\$45,000.00
17257	POLK COUNTY	14A	No	\$230,000.00
17258	POLK COUNTY	14H	No	\$45,000.00
17259	POLK COUNTY	14H	No	\$25,000.00
17245	WASCO COUNTY	03P	No	\$1,980,000.00
17251	ONTARIO	14A	No	\$230,000.00
17252	ONTARIO	14H	No	\$45,000.00
17253	ONTARIO	14H	No	\$25,000.00
17237	VALE	03J	No	\$2,175,000.00
17246	VERNONIA	05W	No	\$1,980,405.00
17241	CITY OF AMITY	03J	No	\$592,535.00
17243	City of Antelope	03J	No	\$989,790.00
17248	City of Boardman	03M	No	\$1,975,000.00
17238		21A	No	\$25,000.00
17244		21A	No	\$10,210.00
17247		21A	No	\$19,595.00
17249		21A	No	\$25,000.00
17256		21A	No	\$10,000.00
17268		21A	No	\$20,000.00

Total Funded Amount: \$11,292,535.00

2015 - Status Reconciled (PR-57)		
Obligated:	\$ 11,292,535.00	(PR-57)
State CDBG Reconciliation		
Obligated:	\$ 11,292,535.00	
Total State		
	\$ 11,292,535.00	

Community Development Systems
Integrated Disbursement & Information System (IDIS)**User:** C28005
Role: Grantee
Organization:
OREGON[- Logout](#)**Grant**[- Search](#)
[- HESG Review](#)**Subfund**[- Add](#)
[- Search](#)**Subgrant**[- Add](#)
[- Search](#)**Subfund Program
Income**[- Add](#)
[- Search](#)**Subgrant Program
Income**[- Add](#)
[- Search](#)**Utilities**[- Home](#)
[- Data Downloads](#)
[- Print Page](#)
[- Help](#)**Links**[- !\[\]\(19d44b37fb4fa155bf9d60c77a3d3cb2_img.jpg\) Contact Support](#)
[- !\[\]\(32b0d4c179ff868011656ab6c9e92913_img.jpg\) Rules of Behavior](#)
[- CPD Home](#)
[- HUD Home](#)[Plans/Projects/Activities](#)[Funding/Drawdown](#)[Grant](#)[Grantee/PJ](#)[Admin](#)[Reports](#)**Grant****View Grant**[Return to Search Grants](#)[View Grant History](#)[View Sanction Data](#)**Grantee/PJ Name:** (tip)

OREGON

Grant Status: (tip)

Active

Program: (tip)

CDBG

Grant Blocked: (tip)

No

Grant Year: (tip)

2015

Award Date: (tip)

07/22/2015

Grant #: (tip)

B-15-DC-41-0001

Grantee Organizational DUNS #: (tip)

80-957-9543

Administering Organization: (tip)

OREGON BUSINESS DEVELOPMENT DEPT.

Payee EIN/TIN#: (tip)

93-0621491


Grant Amounts[View Subfunds](#)

	Amount
Original Allocation Amount	\$11,744,882.00
Current Authorized Amount	\$11,744,882.00
Formula Grant Amount	\$11,744,882.00
(Grant) Reduction Amount (-)	\$0.00
De-obligated Amount (-)	\$0.00
Reallocation Amount	\$0.00
Net Drawn Amount	\$11,744,882.00
Drawn Amount (+)	\$11,744,882.00
Drawdown Pending Amount (+)	\$0.00
Returned Amount (+)	\$0.00
IDIS Draw Balance	\$0.00
LOCCS Draw Balance	\$0.00
Subfunded Amount	\$0.00
EN Funds (Authorized Amt minus Subfunded Amt)	\$11,744,882.00
Amount Committed to Activities	\$11,744,882.00

Amount Available to Commit to Activities	\$0.00
Amount Available to Draw	\$0.00

[Return to Search Grants](#) | [View Grant History](#) | [View Sanction Data](#)

For IDIS Support only: Tue Jan 17, 2023 at 3:26

 Session Timeout



State of Oregon
B-16-DC-41-0001
PART I—NARRATIVE REQUIREMENTS
December 31, 2022

State	OREGON
Reporting Period FY	2022
Grant Number	B-16-DC-41-0001
Data as of:	December 31, 2022
1. Financial Status	
A: Total Funds	
(1) Allocation	\$12,055,779.00
(2) Program Income	\$320.17
B: Amount Obligated to Recipients	\$11,594,105 (see note)
C: Amount Drawn Down	\$12,055,779 (IDIS 1/17/22)
D: Amount for State Administration	\$ 341,115.00
E: Technical Assistance	\$ 120,557.00
F: Section 108 Loan Guarantees	N/A

2. National Objectives	
A: Period Specified for Benefit (Fiscal Year to Fiscal Year)	2015 - 2017
B: Amount used to:	
(1) Benefit Low/Moderate Income Persons	\$ 11,375,695
(2) Prevent/Eliminate Slums/Blight	\$0
(3) Meet Urgent Needs	\$0
(4) Acquisition/Rehab Non-countable	\$0
(5) Local Administration	\$225,116
(6) Unobligated Previous PY Funds (Not included in total)	\$2
(7) Unobligated Recaptured Grant Repayments (Not included in total)	\$0
Total	\$11,600,814.03 (see note below)

NOTE:

Part I-Narrative Requirements total obligated to recipients - The total of \$11,600,814.03 obligated to recipients includes \$11,594,105 of FY2016 funds, \$6,385.86 of Return Recaptured Grant (RGR) and \$320.17 of Program Income.

PR28 Report total obligated to recipients – The \$12,055,779 total obligated to recipients on the PR28 includes the FY2016 obligation of FY2016 funds \$11,594,105 and the set aside for state administration (line 12) of \$341,115. The total obligated in the PR28 does not include the state's 2016 program income of \$320.17 (shown on lines 3 and 5) and \$6,385.86 RGR (tracked under LA in IDIS), and both were redistributed.

PR57 Report total obligated to recipients – The \$11,594,105.63 on the PR57 is the FY2016 program funds that were obligated of \$11,594,105 and does not include: 1) the 2016 program income of \$320.17 along with \$6,835.86 RGR (tracked via LA account in IDIS); and 2) the set aside for state administration of \$341,115. This total is automatically generated by IDIS.

IDIS shows the following:

2016 1%	\$	120,557.00
2016 State Admin	\$	341,116.00
	\$	461,673.00
PR57 Distribution Standard	\$	11,594,105.63
	\$	12,055,778.63
2016 State Allocation (Overall)	\$	12,055,779.00
Difference between PR57 & 2016 Allocation	\$	(0.63)

There were no changes to activities identified in the PY 2016 PER.

B-16-DC-41-0001
PART II—NARRATIVE REQUIREMENTS
December 31, 2022

Describe the Resources Made Available

In 2016 IFA had **\$11,712,681.00** in available CDBG resources to award to units of general local government. Table I below illustrates the information more clearly but a quick summary is provided below:

- 1) FY2016 annual grant (amount available for projects) \$11,594,105
- 2) FY2015 and prior year recaptured funds \$111,868.97
- 3) FY2016 Recaptured Grant Repayment \$6,385.86
- 4) FY2016 program income \$320.17

Describe the Investment of Available Resources

Table I below illustrates the investment of \$11,712,681 of CDBG funds more clearly.

Table I illustrates that the 2016 funds were fully obligated by December 31, 2016. The state obligated its Program Year 2016 funds for activities in accordance, as much as possible, with the targets set in the *2016 Annual Action Plan for the Oregon Consolidated Plan*. The state exceeded the annual allocation funding target in the following category:

- Public Works: Target was 51% and during 2016 the state obligated 62%.

The state did not exceed the annual allocation funding targets in the following categories:

- Community Facilities: Target was 28% and during 2016 the state obligated 23.78%.
- Microenterprise Assistance: Target was 2% and during 2016 the state obligated 0.55%.
- Housing Rehabilitation: Target was 19% and during 2016 the state obligated 13.66%.

Variance between Targeted and Awarded Funding in 2016

The 2016 Method of Distribution (MOD) identifies that OBDD-IFA intended to award funds according to the target percentages, but OBDD-IFA is not obligated to award all the funds targeted to each category, i.e., if enough projects are not awarded in a particular category, applications in other categories may be funded. Each calendar quarter OBDD-IFA will conduct a quarterly target review and determine if funds need to be moved from one category to another to address program needs.

At each calendar quarter the need for the program, based upon the complete applications received was reviewed against the targeted percentages. OBDD-IFA varied from the funding targets, in accordance with the 2016 MOD, and for the following reasons:

- The state of Oregon has no control over the type and quantity of applications submitted for funding under the program. As of December 31, 2016, the State received nineteen applications totaling of \$22,240,154. Out of all applications received one was returned due to being an incomplete application. Due to the limited amount of funds only twelve out of nineteen projects that benefit the most LMI were able to be funded in 2016.
- During 2013 to 2015 the state saw an increase in the demand for community facilities and public works projects. This increase continued through 2016. This upward trend was caused by improvement of the economic conditions that gives a little boost in the capacity to undertake large projects to address the community needs.

As of December 31, 2016, \$11,594,105 of the 2016 Program Year funds were obligated and the Department received applications totaling \$22,240,154. In total the projected obligation for the FY 2016 funds were obligated in accordance with the *2016 Method of Distribution* within the 15-month Timely Distribution period.

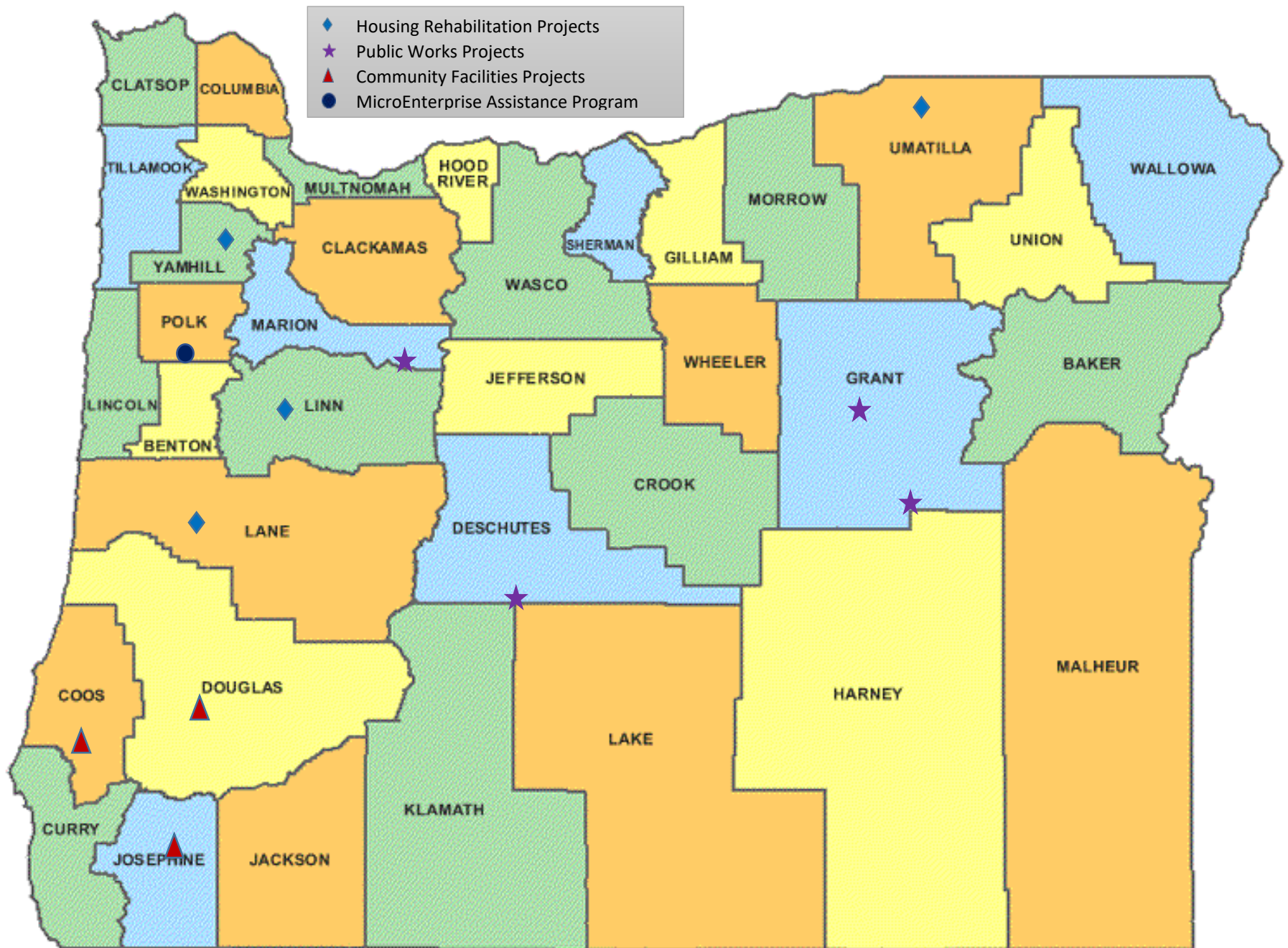
Table I

	2016 Annual Allocation and Targets		OBLIGATED	2016 Allocation actual funding	2016 program income	2016 Recaptured Grant Repayment	2015 unobligated program funds	2015 and prior year unobligated recaptured funds	TOTAL OBLIGATED by 12-31-16 AND ASSOCIATED PERCENTAGE	
Category	Amount	%		Amount	Amount	Amount	Amount	Amount	Amount	%
Microenterprise Assistance	\$231,882	2%	Obligated by 12-31-16		\$320.17	\$6,385.86		\$58,293.97	\$65,000	0.55%
Public Works	\$5,912,994	51%	Obligated by 12-31-16	\$7,262,055.00			\$0.00		\$7,262,055	62.00%
Public/Community Facilities	\$3,246,350	28%	Obligated by 12-31-16	\$2,785,625.00	\$0.00				\$2,785,626	23.78%
Housing Rehabilitation	\$2,202,880	19%	Obligated by 12-31-16	\$1,546,425	\$0.00		\$0.00	\$53,575.00	\$1,600,00	13.66%
Total	\$11,594,106	100%								
Total Available to Obligate in 2016	\$11,712,681.00			\$11,594,105.00	\$320.17	\$6,385.86	\$0.00	\$111,868.97		
Total Obligated for PY2016	\$11,712,681.00			\$11,594,105.00	\$0.00	\$0.00		\$111,868.97	\$11,712,681	100%
Unobligated	0.00			\$0.00	\$0.00	0.00	0.00	\$0.00		

Geographic Distribution and Location of Investments

Refer to the following map for the 2016 CDBG program obligations. The state of Oregon has no control over the type and quantity of applications submitted for funding under the program or their geographic location. Awards were made as follows:

- **Microenterprise Assistance** – City of Independence
- **Public Works** – City of Idanha, City of La Pine, City of Seneca, City of Mt. Vernon,
- **Public/Community Facilities** – Josephine County, City of Roseburg, Coos County
- **Housing Rehabilitation** – City of Newberg, City of Veneta, City of Lebanon, City of Pendleton



The Families and Persons Assisted (including the racial and ethnic status of persons assisted)

Table II below illustrates the proposed beneficiaries with the CDBG awards (funds obligated by December 31, 2016) made during program year 2016. The proposed race and ethnic status of the persons to be assisted was obtained from the specific CDBG applications received by IFA for funding consideration.

Table II

Project #	Grantee	Project	# housing units	Total Persons	Total LMI Persons	White – not Hispanic	Hispanic	American Indian/ Alaskan native	Black, not Hispanic	Asian/ Native Hawaiian & Pacific Islander	Two or more Races
P16005	City of Idanha	Water System Improvements - Design/Construction		163	114	144	12	7			
P16006	City of La Pine	Wastewater System Improvements – Construction		1603	1381	1480	96	18	3	6	
P16007	City of Seneca	Wastewater System Improvements – Construction		199	133	197	2		0		
P16008	City of Mt. Vernon	Wastewater System Improvements – Construction		527	302	497	16	12	1	1	
C16009	Josephine County	Senior Center/Food Bank Design & Construction		1100	1100	1044	20	16	4	7	9
C16010	City of Roseburg	Head Start, Design & Construction		401	397	293	67	14	3	3	21
C16011	Coos County	Dora-Sitkum Fire Station, Design & Construction		167	95	143	9	4	1	2	8
H16012	City of Newberg	Housing Rehabilitation Program	55	115	115	83	20	6	2		4
H16013	City of Veneta	Housing Rehabilitation Program	30	91	91	88	3				
H16014	City of Lebanon	Housing Rehabilitation Program	12	36	36	33	3				
H16015	City of Pendleton	Housing Rehabilitation Program	15	60	60	44	12	2			2
M16016	City of Independence	MicroEnterprise Assistance Program									
TOTALS			216	4462	3824	4046	260	79	14	19	44

Activities to Address Homelessness, Chronic Homelessness and Persons with Special Needs

Funding homeless shelters, shelters for victims of domestic violence and person with special needs are one of the priorities of the Oregon CDBG program. There were two CDBG projects awarded in PY2016 or assisted with FFY2016 funds for person with special needs under Community Facilities Senior Centers/Food Bank in the area of Josephine County and a Head Start in the area of Roseburg.

Actions Taken To Affirmatively Further Fair Housing, a Summary of Impediments and Actions Taken To Overcome the Effects of Impediments

Three state agencies administer programs that serve to further fair housing for Oregon's people. As result the Analysis of Impediments to Affirmatively Furthering Fair Housing was a joint effort between the state agencies and the actions taken to overcome the impediments were also divided amongst the state agencies. For a complete description of the impediments found in the 2016-2020 Analysis of Impediments to Affirmatively Furthering Fair Housing, the 2016-2020 Fair Housing Action Plan and a summary of all the state agency actions to overcome the identified impediments, please refer to the more detailed analysis included in the 2016 Consolidated Annual Performance Evaluation Report (CAPER). This CDBG Performance Evaluation Report (PER) narrative summarizes the actions taken by the IFA to address/overcome specific impediments.

Business Oregon, which administers Community Development Block Grant funds for the state's non-metropolitan cities and counties, educates its recipients about their fair housing responsibilities in several ways including: 1) presentations at workshops, 2) an updated comprehensive Grant Management Handbook, 3) provision of informational handouts, posters, brochures and individual technical assistance, as needed or requested, 4) sending recipients notices of workshops or conferences which address fair housing issues and 5) completed 2016-2020 statewide Analysis of Impediments to Affirmatively Furthering Fair Housing and Fair Housing Action Plan which are made available to recipients to identify, plan for and remove impediments to further fair housing, 6) Provide direct training and consultation to local jurisdiction.

The efforts of OBDD-IFA, identified below are addressing the following impediments identified in the 2016-2020 Analysis of Impediments to Furthering Fair Housing:

- 1-5 – Local zoning and land use regulations and/or inexact application of state laws may impede the siting and approval of group homes.
- 2-1 – Lack of enforcement of fair housing violations persist statewide.
- 2-2 – Limited housing options for persons most vulnerable to housing discrimination: non-English speakers, persons of Hispanic descent, African Americans, large families and persons with disabilities.
- 3-1 – Local housing resources statewide are limited. This is particularly true in rural communities.

- 6-1 – The state's ban on inclusionary zoning limits municipalities' ability to employ flexible tools and incentives to increase the number of affordable units built.

OBDD-IFA continues to fund fair housing activities through the Fair Housing Council of Oregon (FHCO) and, until 2014 through the Greater Eastern Oregon Economic Development District (GEODC). Since January 2011, OBDD-IFA has funded these entities to complete activities to further fair housing and remove impediments to fair housing choice:

- FHCO – contract from July 1, 2011, to December 31, 2012, for \$55,000.
- GEODC – contract from July 1, 2011, to June 30, 2012, for \$20,000.
- FHCO – contract for 3 workshops in 2013 for \$8,000.
- GEODC – contract from July 1, 2012, to June 30, 2014, for \$32,000.
- FHCO – contract from July 16, 2013, to December 31, 2013, for \$65,800.
- FHCO – contract from March 24, 2014, to December 31, 2015 (amended in April 2015 to include more work with local jurisdictions) for \$158,925.
- FHCO – contract from February 8, 2016, to December 31, 2016 for \$104,300

Table III, below summarizes the impediments identified within 2016-2020 Analysis of Impediments to Affirmatively Furthering Fair Housing and Fair Housing Action Plan being addressed by OBDD-IFA and the actions taken by OBDD-IFA and through its contractor, FHCO to address the identified impediments:

During 2016 the following additional activities occurred:

- a. The state continues to convey fair housing information via the CDBG 'list-serve' which was started in 2007. This list-serve disseminates information to all interested persons and grant recipients.
- b. IFA continues outreach through technical assistance workshops/ presentations regarding Limited English Proficiency Plan and Section 3 Plan along with the dissemination of the new established Section 3 Business Registry web page.
- c. IFA continues to require the submission of reasonable accommodation policies when a non-profit is becoming a certified sub-grantee.
- d. In 2016, IFA enhanced the effort in furthering fair housing by providing assistance through FHCO training and education effort directly to the local jurisdictions.

Table III
Efforts to Remove Barriers/Impediments to Fair Housing

Oregon Business Development Department – FHCO 2016 Accomplishment Report			
TASKS	FHAP Action Item	DELIVERABLES	PROGRESS
1. Administration: Assign key personnel to project and review timeline with OBDD staff, provide oversight and project management. Quarterly and annual reporting to OBDD project manager.		<ul style="list-style-type: none"> List of key personnel, contact information and roles. Project timeline and narrative plan for contract period. Copies of all final products developed under contract. Prepare and submit invoices Annual report of systematic trends and corrective changes in Oregon land use activities. Quarterly reports of grant activities. (Rebecca Wetherby, Allan Lazo) 	<p>Allan Lazo, Executive Director Diane Hess, Education and Outreach Director</p> <p>Hannah Callaghan, Enforcement Director Louise Dix, AFFH Specialist *Shyle Ruder, Bilingual E & O Specialist Rebecca Wetherby, Grants and Office Manager Soojin Hwang, Program Assistant Monica Melgar, Intake Specialist Lisa Bailey, Intake Specialist Isidro Reyes, Intake Specialist *Spanish language outreach and FH trainings</p>
2. Conduct at least 6 mass media and other strategic outreach activities. These activities may include PSAs, radio interviews, television appearances, and outreach events in local communities. Includes posting a	3-1a 3-1b	6 events, reaching at least 6 non-entitlement communities. The location, date of the event, along with the call number of the radio or television station,	<p>Total Accomplishment:</p> <p>11/30 KPCN Radio Movimiento (Woodburn) interview –</p> <p>https://www.facebook.com/FairHousingCouncilOregon/posts/1337235072973607</p>

<p>combination of 200 Twitter feeds, Facebook posts and Blog posts (from our newly developed FHCO blog) each year. Spanish-language outlets will be also targeted for these activities.</p>		<p>and identification of the area covered by the station will be reported.</p> <p>(Diane Hess, Louise Dix, Isidro Reyes, Rebecca Wetherby, Monica Melgar)</p> <p>The number of Twitter Feeds, Blog Posts and news articles posted.</p> <p>(Louise Dix, Rebecca Wetherby)</p>	<p>8/19 KUMA (Umatilla County) Coffee Hour - 10 minute interview with Diane Hess to promote fair housing and Eastern Oregon trainings http://tunein.com/radio/KUMA-Coffee-Hour-p190038/</p> <p>5/4 Sixty-minute interview on KPCN, “Radio Movimiento” - log attached of PSAs and interview broadcasts</p> <p>6/9 Thirty-minute interview on KTIL in Tillamook - 3 stations x 10 airings on each station = 30 airings</p> <p>6/10 Thirty-minute interview on Astoria’s KMUN community station which reaches the entire North Coast. Program is on podcast and web site.</p> <p>http://coastradio.org/audio/2016/fridays/FJ061016.mp3</p> <p>Our new Fair Housing in Oregon video has been distributed and is being played in non-entitlement communities’ public television stations:</p> <ul style="list-style-type: none"> • Rogue Valley Community TV (Jackson County) • MetroVision Channel 21 (Lane County) • Scan TV/Channel 15 (Silverton) <p>https://vimeo.com/142433216</p> <p>We have renewed our contract with KPCN Radio Movimiento for PSAs and interviews in Spanish, Perupecha, and Mixteco covering the Mid-Willamette Valley.</p> <p>This is a total of 9 mass media activities, FHCO exceeded the grant goal by 50%.</p> <p>Social Media/Blog/Articles</p> <p>218 Facebook/Twitter posts - socialmedia.</p>
---	--	--	---

			https://twitter.com/FairHousingOR “5 Fair Housing Facts for Parents” submitted to 66 publications Blog launched http://fairhousingcounciloforegon.blogspot.com/ / 3 post
3. Show newly updated "Anywhere But Here" display in at least 5 non-entitlement communities	2-1a 3-1a	5 display events in non-entitlement communities. The location and date of the display event will be reported. (Rebecca Wetherby, Soojin Hwang)	FHCO exceeded the goal by one showing or 20% at least. November 2 nd – 5 th Display was shown in Canyonville at the Oregon Coalition on Housing and Homelessness conference. Six non-entitlement communities have exhibited the display. August 29 th – September 7 th Display was shown by the City of Tillamook. Five non-entitlement communities have exhibited the display. We will continue to report additional non-entitlement showings for the rest of the grant term. April 19 th – May 2 nd Housing Authority of Yamhill County Richland from February 23 rd to March 3 rd “in the old school house that houses the Richland Community Center”, the Eagle Valley Grange, the Richland Branch Library, and the Richland School Apartments. March 3 rd – March 17 th , Halfway City Hall March 21 – 23 rd , Wallowa County Courthouse
4. Produce and distribute 5,000 information materials about fair housing to housing consumers, providers, government agency staff, and the general public	2-1a 2-1b 3-1a 3-1b	The number of information materials and packets distributed.	Total of 5688

5. Conduct a 2016 fair housing poster contest for Oregon children in first through eighth grades, throughout Oregon.		Date and location of poster contest, the number of entrees judged and identification of the winner and provision of a copy of the winning poster.	<p>Picked winner from 255 entries on March 18th at FHCO office. Alexandria Nagy, a 6th grader won. Poster is in production at the printer.</p> <ul style="list-style-type: none"> • Mailed brochures and letters statewide. • E-Blast to charter school and other educational organizations statewide. • Statewide organizations, Oregon Opportunity Network and 211, promoted the contest in their newsletters. • Mailed certificates and prizes statewide • Printed and distributed Spanish and English posters statewide • April 10th Oregonian print edition ad – statewide in the Sunday Homes and Gardens section – scan of ad is attached. • Slideshow of winning entries uploaded to website and promoted on social media http://www.fhco.org/news/poster-competition • Printed 500 extra posters for distribution
6. Distribute 10,000 fair housing newsletters	3-1a	The number of FHCO Newsletters distributed.	<p>12/21 sent our e-newsletter, Promise of Opportunity, to 2,870 subscribers: http://eepurl.com/cupVmn</p> <p>9/14 sent our Fall Newsletter, Promise of Opportunity, to 2,691 subscribers: http://eepurl.com/cfzFm1</p> <p>6/21 We sent our Summer Newsletter to 2,475: http://eepurl.com/b6gNT1</p> <p>3/24 Spring Newsletter to 2,420: http://eepurl.com/bVrAMH</p>
7. Continue to update FHCO website to expand the knowledge, awareness and support of fair housing laws, enforcement avenues, and	3-1a	The number of hits to the FHCO web site.	<p>2,125,623 total hits</p> <p>Added translated pictographs, poster contest info, harassment content, regional case information</p>

protections for citizens of the State including the addition of a new map with jurisdictional data.			Adding content to county map, preview here: http://www.fhco.org/about-us/service-map?view=services
8. Conduct 3 to 5 fair housing tours to non-entitlement areas. Each tour will consist of a series of workshops targeting target housing consumers, housing providers, social service providers and advocates, elected officials, land use staff of local non-entitlement jurisdictions, community based organizations and others	2-1a 2-1b 2-2c 3-1a 3-1b	The location and date of the fair housing tour, along with the number of participants will be reported. (Diane Hess, Louise Dix)	<p>4th quarter: . The two trainings that were held were both very successful and have led to numerous calls to FHCO's discrimination hotline. One of the trainings was held for 30 local rental owners in Dallas. The majority had never had any fair housing training prior to the session. A second session took place for Dallas social service agencies and advocates, including Polk County Family and Community Outreach, the Salem Housing Authority, the Oregon Health Authority, Mano a Mano, Polk County Health Department, the Salvation Army, Shangri-La Youth and Family Services, Mid-Willamette Valley Community Action Agency and Representative Paul Evans. The majority of participants had never received fair housing training. Issues raised included denial of Section 8 Housing Choice vouchers, landlords refusing to accept agency rent checks and denials of reasonable accommodation requests. There was confusion over fair housing requirements for shelters and a request for a training for local shelters in 2017. All of the agencies brought FHCO outreach materials back to their agencies to distribute. Both the landlord and agency trainings featured FHCO's "virtual tour", covering Oregon's discriminatory history with a focus on Polk County.</p> <p>8/29-9/2: Eastern Oregon Tour. Collaborated with DHS office in Union, Umatilla and Baker counties and CAPECO, the community action agency in Umatilla County, to conduct extensive outreach and education to local agencies and housing providers. Organizations reached included DHS programs (Self Sufficiency, Seniors and People with Disabilities, JOBS and Child Welfare programs), Kindred Support Services, Domestic Violence Services,</p>

		<p>Building Healthy Families, CARE, Greater Oregon Behavioral Health, Community Connections of NE Oregon and CAPECO. Materials were distributed widely, including to property management companies in the area. All trainings conducted included “virtual tours” of the discriminatory history of the locality, which were well-received, and a listening session to identify local problems in the area; some of these include fear of landlord retaliation presenting a barrier to tenants bringing forward complaints, landlords raising rents and not meeting housing quality standards to avoid renting to Section 8 tenants, discrimination against families with children, barriers to sheltering men who have been victims of domestic violence, routine denials of assistance animals and discriminatory ads on local newspapers. FHCO staff met with a Union County Commissioner interested in expanding fair housing capacity in the area. Actually, all training participants reported the need for a larger fair housing presence in Eastern Oregon, FHCO staff also met with staff of a domestic violence agency to review their policies and procedures. Organizations brought back fair housing materials to their offices to distribute to both clients and local landlords.</p> <p>4/27: Yamhill County Tour. Collaborated with the Yamhill and Polk county housing authorities and local community action organization to organize trainings for community landlords and tenants. FHCO display was up for a period of 12 days and it was publicized locally. FHCO assisted in organizing a local celebration for a Yamhill County poster contest winner. We worked with the Yamhill Housing Authority planned distribution of local materials at local county service agencies and a tribal housing authority. FHCO staff identified several tenants with fair housing issues and discussed next steps. Initial plans were made to conduct similar events in neighboring Polk County.</p>
--	--	--

			6/7-6/10: North Coast Tour. Collaborated with CARE, the local community action agency, to set up several local training sessions for housing providers, advocates and jurisdictions in both Tillamook and Astoria. Distributed materials at local governmental and social service agencies and at the community college. Conducted radio interviews on local stations. Provided in-depth technical assistance to Harbor from the Storm shelter in Astoria and Habitat for Humanity in Tillamook.
9. Conduct trainings for 15 partners and key organizations including re-entry professionals, nonprofit shelters and housing providers, state agencies and community based organizations. Wherever possible, trainings will include FHCO's virtual tours, tailored to the local community, and a listening session to identify local fair housing issues and progress on the Fair Housing Action plan. We will continue to research and update our virtual tours with new data and interviews.	2-1a 2-1b 2-2b 2-2c 3-1a 3-1b	Identification of the 15 partners and key organizations that were trained, including their name, organization and the location and date of training.	Total Training: 13 (several trainings were done with more than one partners) 11/2 Oregon Coalition on Housing and Homelessness conference 7/21 Statewide Adult Foster Care conference, 55 attendees 8/30 DHS, LaGrande, DHS Self-Sufficiency, Seniors and People with Disabilities; other organizations attending included, Building Healthy Families, Kindred Support Services, Training & Employment Consortium, Union County CARE program and Greater Oregon Behavioral Health.. 21 attendees 8/31 DHS, Baker City, DHS Self-Sufficiency and Seniors and People with Disabilities. Other organizations attending included, Step Forward, Kindred Support Service and Greater Oregon Behavioral Health. 19 attendees 9/2 Pendleton, Moving Forward presentation for tenants, 3 attendees 9/13 Oregon ON, tabling and FH training for statewide stakeholders, 45 attendees 4/27 Yamhill County, FH 101, attendee type: consumers/tenants, 16

			<p>6/7 Tillamook County, FH 101, attendee type: advocates, 7</p> <p>6/7 Tillamook County, FH 101, attendee type: housing providers, 9</p> <p>6/8 Tillamook County, Senior Assisted Living, attendee type: Director, 1</p> <p>6/10 Clatsop County, FH 101, attendee type: agencies</p> <p>2/12: Oregon School Districts: Homeless Liaison Staff. Training held in Salem. Staff attended from Amity, Lebanon, Crook County, Dayton, Harney County, Oakland, North Santiam, Woodburn, Silver Falls, Sweet Home, Mt. Angel, Polk County and Jefferson County</p> <p>3/11: Oregon Health Authority: Training for rent assistance programs working with alcohol and drug-free housing. Attendees included statewide programs and programs in Tillamook, Yamhill, Polk, Marion, Lincoln, Josephine, Jackson and Coos counties.</p>
<p>10. Screen at least 400 clients from Oregon's non-entitlement jurisdictions with inquiries (calls/walk-ins/emails) and evaluate for fair housing issues and jurisdiction.</p> <p>It is anticipated that 35 calls will result in fair housing intakes, requiring further investigation, follow-up action, or formal complaint processing.</p>	<p>2-1a</p> <p>2-2d</p>	<p>The number of clients screened from the non-entitlement areas of the state.</p> <p>The number of calls that resulted in fair housing intakes requiring further investigation, follow-up action or formal complaint processing.</p>	<p>Period 4. 435 inquiries, 56 intakes from non-entitlement areas for the grant term.</p> <p>Period 3. 363 inquiries, 48 intakes from non-entitlement areas to date.</p> <p>Period 2. 91 inquiries, 9 intakes from non-entitlement areas</p> <p>Period 1. 91 inquiries, 11 intakes from non-entitlement areas</p> <p>Total: 980 inquiries, 125 intakes from non-entitlement areas to date</p>

		(Isidro Reyes, Monica Melgar, Lisa Bailey)	
11. Conduct on-going education and outreach communications with non-entitlement area land use jurisdiction policy-making bodies (via email broadcast message, FHCO's AFFH webpage, and through land use trade association networks.) Information will include at least: best practices, model codes and plans, recent legal decisions, and tool available for aiding in creating inclusive communities.	2-1b 3-1a	Log of communications which includes a summary of information provided and copies of materials or links to information/materials posted/provided. (Louise Dix)	<p>Presented and sat on panel at American Planning Association Conference on AFFH and the AFH tools.</p> <p>Executive Director Allan Lazo wrote an article on the intersection of inclusive communities, affordable housing, fair housing and AFFH for the statewide distribution of Oregon ON:</p> <p>URL: http://conta.cc/2ccTHb1</p> <p>Article included in newsletter explain PAPA review project and a brief description of AFFH, linking to website for more detailed information.</p> <p>League of Oregon cities presentation by FHCO board member John Van Landingham on incentives for affordable housing and zoning</p> <p>Co-sponsoring Fair Housing First workshop on design and construction policy by reaching out to jurisdictions, planning departments, and permitting offices.</p> <p>Summarized 2nd Circuit Court decision and added to AFFH page on website</p>
12. Partner with planning and land use professional to review Post Acknowledgement Plan Amendments (PAPAs) submitted to DLCD by jurisdictions to identify zoning and land use proposals with a potentially discriminatory impact.	2-2e	List of partners, number of PAPAs reviewed, summary of issues identified and technical assistance offered; summary of outcomes by jurisdiction.	<p>Quarter 3 & 4 PAPA review can be provided upon request</p> <p>Partnered with Housing Land Advocates and Cogan Owens Greene, 150 statewide proposed land use amendments were reviewed; with 45 receiving further review and action.</p> <p>Current active cases include 15 non-entitlement communities.</p>

Contact jurisdictions with PAPAs in question and explain the concerns and offer technical assistance.		(Louise Dix)	Partnered with Housing Land Advocates and Cogan Owens Greene, 93 statewide proposed amendments were reviewed. 6 in non-entitlement jurisdictions were followed up for additional research and correspondence
13. Facilitate at quarterly meetings of FHCO's AFFH advisory panel of representatives of OBDD and OHCS staff, DLCD staff, land use experts, planning experts, and other stakeholders identified	6a	List of participants, dates of meetings, agenda for meetings, and summary of issues discussed and actions recommended (Louise Dix).	<p>Quarterly Meeting was held at FHCO offices 12/06</p> <p>Agenda, notes and attendee list are attached.</p> <p>Quarterly meeting held at FHCO on Sept 27th from 1 to 4 pm.</p> <p>Participants' names and the agenda are included with this report as attachments</p> <p>Quarterly meeting held at FHCO on June 14th from 1 to 3 pm.</p> <p>13 participants' names and the agenda are included with this report as attachments</p> <p>Quarterly meeting held at FHCO on March 10th from 9 – noon</p> <p>15 participants' names and the agenda are included with this report as attachments</p>
14. Promote and distribute FHCO's Age Friendly Communities Toolkit and Inclusionary Communities Toolkit to non-entitlement jurisdictions.	1-5	List of communities receiving toolkits (Louise Dix, Rebecca Wetherby)	<ul style="list-style-type: none"> 25 Age-Friendly Communities toolkits provided to Bandana Shrestha, AARP Oregon <p>110 participants attending the Oregon/Washington American Planning Association Conference held at the Oregon Convention Center stopped by the Fair Housing table staffed by FHCO staff on October 27 and 28. Copies of the Inclusive Communities guides and flash drives, Fair Housing Best Practices and Age Friendly Practices were distributed</p>

			<p>Tool kits were distributed at Oregon ON's Fall Industry Support Conference, September 13</p> <p>Tool kits were distributed in Coos Bay at the ORCCA training August 15</p> <p>Tool kits were distributed at the Shelter training in Deschutes County July 20</p> <p>Final copies of the report and guide with best practices were printed and distributed at the Oregon American Planning Association workshop on affordable housing held on May 6, 2016 in Portland. Forty copies of the Inclusive Communities Guide including the new Age Friendly materials were distributed to jurisdictions including Hood River, Scappoose and Florence as well as Benton County Health Services, Lincoln City Urban Renewal Agency, Morrow County Planning Department, and Mid-Willamette Council of Governments.</p> <p>Elizabeth Decker of Jet Planning met with Planning Director Tom Humphrey of Central Point, the Medford Planning Department and planners from Cave Junction and provided them with copies of the new Age Friendly and Accessible Guides.</p> <p>Age Friendly Guides uploaded to http://www.fhco.org/information-for-jurisdictions/affh</p>
--	--	--	---

Fair Housing Actions OBDD-IFA plans to undertake in 2016 and 2017

Support of Local Fair Housing Efforts

Business Oregon continues to work closely with all of our CDBG recipients to ensure that each of their jurisdictions recognize their responsibilities in this area and know where the resources are to answer questions and provide necessary brochures, posters and presentations. Regional coordinators remain in contact with each recipient through the course of the CDBG-funded project and are able to assist them when necessary.

Local fair housing efforts of state recipients using 2016 funds include but are not limited to: publicizing fair housing laws, participating in local fair housing events, displaying posters, distributing brochures and being a participating sponsor of the Fair Housing Council of Oregon (FHCO) display and training sessions. As we have worked along with FHCO, we have come to understand that many of Oregon's small communities are struggling and it is common to find that municipal planners, attorneys, and building code/development personnel have been eliminated from the budget to reduce personnel expenses as a means to ensure there are funds to cover the more basic needs of the community. These are the individuals who typically have the responsibility to understand fair housing laws and to be aware of local impediments to equal access to opportunity in housing. More often than not, affirmatively furthering fair housing is not even on their radar. Additionally, the citizen commissions/decision-making bodies and elected officials in small communities in Oregon are frequently swayed by neighborhood opinions without regard to the fair housing impacts. This is especially the case in land use decisions and zoning plans and practices. OBDD adjusted our contract with FHCO to enhance more direct work with local municipalities to enhance more education and awareness of Fair Housing in the rural areas.

Actions Taken to Remove Barriers to Affordable Housing

In addition to the activities described above, CDBG funds are used to extend publicly-owned infrastructure to new affordable low- and moderate-income housing, which assists in addressing the obstacle of funding for owner occupied single family housing. CDBG funds also are used by low- and moderate-income homeowners to rehabilitate the homes they occupy.

CDBG funds were used to foster affordable housing by funding supportive public infrastructure for housing projects. CDBG funds, through the housing rehab program, support maintenance of affordable housing that is owned and occupied by a low- and moderate-income homeowner.

The **Oregon Housing and Community Services Department (OHCS)** is active in the promotion of fair housing. They operate many programs, including HOME. Owners of projects assisted by OHCS are required to develop marketing plans that include outreach activities targeted to minorities and other protected classes. The first component of the

fair housing planning process is to review impediments to fair housing choice in the public and private sectors.

Actions Taken to Remove Barriers to Affordable Housing

In addition to the activities described above, CDBG funds are used to extend publicly-owned infrastructure to new affordable low- and moderate-income housing, which assists in addressing the obstacle of funding for owner occupied single family housing. CDBG funds also are used by low- and moderate-income homeowners to rehabilitate the homes they occupy.

CDBG funds were used to foster affordable housing by funding supportive public infrastructure for housing projects. CDBG funds, through the housing rehab program, support maintenance of affordable housing that is owned and occupied by a low- and moderate-income homeowner.

Other Actions Indicated in the Strategic Plan and the Action Plan and Including A Comparison of the Proposed Versus Actual Outcomes For Each Outcome Measure Submitted With the Consolidated Plan and Explain, If Applicable, Why Progress Was Not Made Toward Meeting Goals and Objectives.

2016 Outcome and Performance Goal Summary: Table V, summarizes the outcomes and performance measure requirements and the states progress towards meeting each requirement, by project type. This section of the 2016 PER conforms to the outcome and performance measure requirements identified in the 2016-2020 Consolidated Plan. Since the actual number funded is based upon the awards made during the program year, the final actual outcomes/accomplishments from each grant awarded by the state will be collected when the grant activities are complete and the grant contract between the city / county and the state is administratively closed and will be reported in IDIS at that time. In summary it is estimated 4,462 Oregonians will benefit from the activities funded under the CDBG program in 2016 of which 3,824 (85.70%) will be low and moderate income. An abbreviated summary of the State's achievements through December 31, 2016 are:

- The state met or exceeded the annual goals for Public Works; SL1 Community Facilities; SL3 Community Facilities and Community Capacity Technical Assistance.
- The state did not meet the goals for Microenterprise Assistance; DH1 Community Facilities; and, Housing Rehabilitation.
- 1 microenterprise project will be assisted; accomplishment will be reported upon completion.
- 4 water and wastewater systems were funded.
- 302 housing units will be rehabilitated.
- The CDBG program leveraged \$4,486,626 in matching funds.
- Three CDBG 1% assisted conferences were conducted where 301 persons benefitted.

Five Year Outcome and Performance Goal Summary: Table V also, summarizes the outcomes and performance measure requirements and the State’s overall progress towards meeting each requirement, during the 5 year reporting period, by project type. This section conforms to the outcome and performance measure requirements identified in the 2016-2020 Consolidated Plan. As this is the first year of the 2016-2020 Consolidated Plan, the information for 2016 is what will be reported for this year.

Refer to the Table V for details.

Table V

Program Year 2016 data through December 31, 2016 (Fourth Quarter) and accrued data from January 1, 2016 to December 31, 2016

Note: See notes at the bottom of the table.

Program Year 2016 Data				OUTCOMES [See note #1 below]				
Outcome/ Objective	Funding Category	Performance Indicators [See note #2 below]	Actual Number Funded in 2016	Total Number Funded by 12-31-20	Short Term Annual Goal	Actual Number Funded in 2016 and % of Annual Goal Achieved	Long Term Goal by 12-31- 2020	Actual Number Funded by 12-31-16 and % of Five Year Goal Achieved
EO3	Microenterprise Assistance	Total Microenterprises Assisted	26	26	Fund 3 projects per year	1 (33%)	Fund 15 projects	1 (.06%)
		Total LMI Microenterprises Assisted	14	14				
		Funds Leveraged	0	0				
SL3	Public Works – Water/Wastewater and Downtown Revitalization	Number Systems Assisted	4	4	Fund 2 systems per year	4 (200%)	Assist 10 systems	4 (40%)
		Total Persons Assisted	2492	2492				
		Total LMI Persons Assisted	1930	1930				
		Funds Leveraged	\$ 1,572,445	\$ 1,572,445				
SL1/ SL3/ DH1	Public/Community Facilities (fire stations, libraries, senior centers, food banks, family resource centers, community centers) (SL 1)	Total Facilities Assisted	3	3	Fund 1.5 projects per year	3 (200%)	Assist 7.5 facilities	3 (40%)
		Total Persons Assisted	1668	1668				
	Public/Community Facilities (drug and alcohol treatment, head starts, mental health, health clinics, shelters/workshops for persons with disabilities) (SL3)	Total LMI Persons Assisted	1592	1592				
		Funds Leveraged	\$ 2,914,181	\$ 2,914,181				

2022 CDBG PER—Program Year 2016 Report

	Public Community Facilities (domestic violence shelters, emergency/homeless shelters) (DHI)							
DH3	Housing Rehabilitation	Total Number of Units rehabbed	302	302	Fund 6 projects per year	4 (66%)	Fund 30 projects	4 (13%)
		Funds Leveraged	0	0				
SL1	Public Services	Total Persons Assisted	0	0	Fund 3 projects per year, if category is offered under the program.	Funding category not offered in 2016 [See note 2 below]	Fund 15 projects	Does not apply. Funding category has not been offered.
		Total LMI Persons Assisted	0	0				
		Funds Leveraged	0	\$0				
SL3	Emergency Projects	The Department does not anticipate future disasters but will ensure that if a bona fide disaster occurs in the future the projects will meet the CDBG program requirements and will be reported accordingly.						
N/A	Community Capacity/Technical Assistance	Number of Training Events Held	3	3	Fund 3 per year	3 (100%)	15 training events funded	3 (20%)
		Number of Attendee's	301	301				

Note #1 - Outcomes - Actual Number Funded – The actual number funded is based upon the awards made during the program year. The final actual outcomes/accomplishments from each grant awarded by the state will be collected when the grant activities are complete and the grant contract between the city/county and the state is administratively closed and will be reported in IDIS as part of the CAPER.

Each grant recipient is allowed a specified period of time to complete the CDBG funded activities and this time period varies by type of grant. This time period is referred to as the Project Completion Date (PCD). The state allows PCD extensions if the local circumstances warrant the extensions. Each PCD extension is reviewed on a case by case basis. A summary of the standard PCD time periods are:

- 1 year PCD – Applies to microenterprise assistance grants and housing center grants.
- 2 year PCD – Planning grants, final design only grants, construction only grants, off-site infrastructure grants and housing rehabilitation grants.
- 3 year PCD – Final design and construction activities combined into one grant.

Note #2 - The state may select activities/priorities for the 2011-2015 CDBG program from the table above. The proposed outcome and performance measure requirements, performance indicators and the short and long term goals for each activity will only be triggered, if the activity is actually offered by the program.

Describe the Use of CDBG Funds During the Program Year and Assess the Relationship of That Use to the Priorities and Specific Objectives Identified Within the Plan With Special Attention to the Highest Priority Activities That Were Identified

This section of PER expands upon the prior section above and needs to be reviewed in its entirety.

CDBG activities that have had a substantial impact on identified needs are the public works activities and community facility activities which were identified as high priority projects in the 2016-2020 Consolidated Plan. Twenty-three point seventy-eight percent (23.78%) of the CDBG funds awarded in 2016 were for Community Facilities projects that will benefit 1,668 persons, sixty-two percent (62%) for Public Works projects will benefit 2,492 persons and thirteen point sixty-six percent (13.66%) of the CDBG funds awarded in 2016 were for housing rehabilitation projects that will benefit 302 persons and rehabilitate 132 housing units. Refer to Table's I, V and VI for more details.

The indicators for CDBG need are identified by the type and number of applications received for funding in 2016. Based upon the number of applications received public works, community facilities and housing rehabilitation are of the highest need. Oregon funded:

- 4 public works projects
- 3 community facility projects;
- 4 housing rehabilitation projects and,
- 1 microenterprise project

The state obligated its Program Year 2016 funds for activities in accordance, as much as possible, with the targets set in the *2016 Annual Action Plan for the Oregon Consolidated Plan*.

The state exceeded the annual allocation funding targets in the following category:

- Public Works: Target was 51% and during 2016 the state obligated 62%.

The state did not exceed the annual allocation funding targets in the following categories:

- Community Facilities: Target was 28% and during 2016 the state obligated 23.78%.
- Microenterprise Assistance: Target was 2% and during 2016 the state obligated 0.55%.
- Housing Rehabilitation: Target was 19% and during 2016 the state obligated 13.66%.

For the last several years, since 2006 the barrier that resulted in a negative impact to the program was not something that can be remedied by IFA. Cities and counties were reluctant to apply for funds for a project due to the fact they were unable to secure additional project funds due to the economy. Many communities due to budget cuts had

to cut staff and have lost the capacity to administer the complex CDBG grants at the local level.

During 2012, regardless of these barriers the state saw an increase in demand for the CDBG program. This increase continued in 2016 which showed that the applications received in one application quarter has exceeded the whole annual allocation.

The state's CDBG program continues to alleviate the effects of the economy by creating jobs, assisting microenterprises, improving infrastructure, providing housing rehabilitation, and constructing essential community facilities. The primary obstacle in successfully addressing the demands remain in the lack of funding. Federal and state funding are simply not enough to meet demand, even when coordinating funding for infrastructure projects with other agencies such as the US Department of Agriculture's Rural Utility Service, Oregon Department of Environmental Quality, the Environmental Protection Agency, the lottery funded Special Public Works Fund and Water/Wastewater Financing Program and others. The estimated demand for 2016 was \$22.2 million, far exceeding the 2016 allocation amount available for projects of \$11,712,681; a ratio of nearly 2:1.

Variance between Targeted and Awarded Funding in 2016-2020

The Method of Distribution (MOD) identifies that OBDD-IFA intended to award funds according to the target percentages but OBDD-IFA is not obligated to award all the funds targeted to each category, i.e. if a sufficient number of projects are not awarded in a particular category, applications in other categories may be funded. Each calendar quarter OBDD-IFA conducted a quarterly target review and determine if funds need to be moved from one category to another to address program needs.

At each calendar quarter the need for the program, based upon the complete applications received was reviewed against the targeted percentages. OBDD-IFA varied from the funding targets, in accordance with the applicable MOD, and for the following reasons:

- The state of Oregon has no control over the type and quantity of applications submitted for funding under the program. Regardless the outreach and training effort regionally, the State has emphasize on the readiness for the projects and the parties involved in the to move forward with well-developed projects which limit the projects that are ready to move forward for funding in the open quarter application round
- Demand for community facilities and public works projects has significantly increased throughout the five years. This upward trend was caused by increase in regulatory agencies requirements for the improvement of aging and failing system. The improvement of the economy conditions has provided little boost in the capacity to undertake large projects to address the community needs. Subsequently the demand for MicroEnterprise assistance has sharply decreased, while Housing Rehabilitation program is showing increase in interest the availability of funding remains the stumbling block in the state's ability to reach

goals based on the result of the review at each calendar quarter on the need of the program funding.

Specify the Nature of and Reasons for any Changes in Program Objectives and Indicate How the State Would Change Its Programs As A Result of Its Experiences

IFA made a few adjustments to the CDBG strategies under 2016-2020 Consolidated plan, which is adjusting the allocation and goal composition to the projects that are trending upwards based on the historical performance.

- **After assessing the variance between targeted and awarded in 2016-2020:**
 - o OBDD-IFA is utilizing the historical data of demand and the trend of funds availability in the development of 2016-2020 Consolidated Plan goals to a more achievable target.
 - o OBDD-IFA will proceed with the assessment to evaluate level of marketing and outreach to projects to achieve the newly set goals. We identified several outreach efforts through the collaboration with Governor's Regional Solution Teams throughout the 10 regions in the state. OBDD-IFA will continuously proceed with the outreach efforts by actively marketing the program through all different efforts such as involvements in the League or Oregon Cities and Association of Oregon Counties.
 - o OBDD-IFA will proceed further the technical assistance to enhance the performance of all programs through trainings, implementation tool development and one-on-one assistance.

Evaluate the Extent To Which the Program Benefitted Low- And Moderate-Income Persons and Include the Number of Extremely Low-Income, and Moderate-Income Persons Served By Each Activity Where Information on Income By Family Size Is Required to Determine Eligibility of the Activity

For the selected benefit period (2015-2016-2017), 98.32% of the state's CDBG funds were obligated to activities benefiting low- and moderate-income persons. Of the funds obligated under the state's 2016 program, 99.94% of the project funds benefit low- and moderate-income persons.

The 2016 unobligated re-paid recaptured grant funds and unobligated FY2016 funds were not included in the calculation for overall program benefit to low and moderate income persons.

Of the CDBG awards made during the 2016 program year, the projects are proposed to benefit 4,462 persons of which 3,824 or 85.70% will be low and moderate income. Refer to Table V above and Table VI below for details.

Table VI

Funding Category	Very Low Income	Low Income	Total Benefitted Persons	Moderate Income and below	% LMI
Microenterprise Assistance	Not collected	Not collected	0	0	0
Public Works	Not collected	Not collected	2,492	1,930	77%
Community Facilities	Not collected	Not collected	1,668	1,592	95%
Housing Rehabilitation	Not collected	Not collected	302	302	100.00%
Total			4,462	3,824	85.70

Evaluate Progress Toward Meeting The Goals of Providing Affordable Housing CDBG Funds, Including the Number and Types Of Households Served

During 2016 IFA funded housing rehabilitation projects that are proposed to benefit 132 households, of which 302 persons will benefit and 100% will be low and moderate income.

A Summary of Any Comments Concerning the Program That Have Been Received From Citizens

The public comment period concludes on June 8, 2017 and OBDD-IFA received no public comment regarding the 2016 CDBG PER reports.

A Summary of Activities and Results from Technical Assistance Funding

The state's 2016 program included the use of CDBG funds for the technical assistance allowed by Section 811 of the Housing and Community Development Act of 1992. As of December 31, 2022, all of the \$114,895 1% funds from the 2016 allocation had been expended. During 2016 OBDD-IFA obligated all the 2012 CDBG 1% and substantially obligated the 2013 CDBG 1% funds for activities.

Table VII

CDBG 1% Balance as of December 31, 2016

Fiscal Year	Obligated	Unobligated	Total
2008	141,451.00	0.00	141,451.00
2009	143,939.07	0.00	143,939.07
2010	156,809.00	0.00	156,809.00
2011	131,525.00	0.00	131,525.00
2012	120,039.00	0	120,039.00
2013	52,799.50	68,982.50	121,782.00

2014	0.00	119,140.00	119,140.00
2015	0.00	117,449.00	117,449.00
2016		120,557.00	120,557.00
Total	746,562.57	426,128.50	1,172,691.07

Table V summarizes the CDBG 1% Technical Assistance awards that were made in Program Year 2016 for conference/workshop sponsorship, for local government capacity building associated with CDBG projects. The information below describes all the activities that were funded and the results from that activity.

- Northwest Community Development Institute.** A grant was provided to the Northwest Community Development Institute for 2016 training and scholarships. This effort helps to train rural community development professionals in Oregon, Idaho and Washington. A total of 63 persons benefitted from this training event and this ACCOMPLISHMENT IS REPORTED IN THE 2016 PER.
- Northwest Economic Development Sponsorship ad Course.** A grant was provided to the Washington State Community Trade and Economic Development Department for 2016 training scholarships. The scholarships are offered to rural Oregon community representatives who attend this training. A total of 49 persons benefitted from this training event and this ACCOMPLISHMENT IS REPORTED IN THE 2016 PER.
- Fair Housing Council of Oregon.** OBDD-IFA entered into an amendment of the contract with the Fair Housing Council of Oregon (FHCO) to promote equal access to housing by providing fair housing education, outreach, technical assistance and enforcement opportunities related to federal laws and related Oregon laws. A more detailed description of the results of this funding is described in the 2016 PER report section entitled *"actions taken to affirmatively further fair housing, a summary of impediments, and actions taken to overcome the effects of impediments"*
- State Administration.** Starting in FY 2004, states may expend up to \$100,000 +3% of their annual allocation on state administrative costs. In 2006, the state reserved the right to use this flexibility. All CDBG 1% funds used for state administration will be matched 1:1 with funds from the department's Special Public Works Fund. During 2016 none of the CDBG 1% funds were utilized for state administration.

Civil Rights

The state is required to provide data on all applicants and beneficiaries in projects funded from each grant allocation. Information must be reported for each project activity and must indicate the number of persons benefiting by ethnicity and racial groups as defined by U.S. Census.

- Applicant data**—The proposed applicant data is contained in Table II above.

- **Actual data**—The actual beneficiary data from FFY2016 CDBG funded projects that were administratively closed during 2016 is described and contained in Table VIII below.

Table VIII

RACE GROUP	Total from Grant	Total from Program Income	Combined Total
White not Hispanic	3,815	0	3,815
Hispanic	184	0	184
American Indian/Alaskan Native	60	0	60
Black not Hispanic	14	0	14
Asian and Pacific Islander	16	0	16
Other	91		91
TOTAL	4,180	0	4,180

Ethnicity/Race data is tabulated for all administratively closed or closed projects in the non-entitlement areas of the state using FY 2016 funds. Zero(0) projects awarded in 2016 were administratively closed during the reporting period.. When 2016 funded projects are administratively closed, the ethnicity/race data will be reported in successive year's PERs 2016 Grant Year Activity Reports as indicated in the table above for each project and totaled for all projects funded with 2016 grant year funds.

Summary of State's Reviews of Recipient's Civil Rights Performance

The state reviews the civil rights performance of its 2016 recipients as part of its regular monitoring procedures. These include either an on-site review or an internal file/desk audit of all projects. A standardized monitoring checklist is used for this process. 2016 grant recipients monitored during the reporting period generally complied with the Civil Rights performance requirements for Community Development Block Grant recipients.

Summary of State and Recipient Actions to Use Minority- and Women-Owned Businesses In Carrying Out CDBG-Funded Activities

The state encourages grantees to make contracts awarded under CDBG grants available to minority- and women-owned businesses. Through the Grant Management Handbook and training given to recipients, the state describes the various ways that contracting opportunities can be made available to minority- and women-owned businesses. Some examples include dividing larger contracts into smaller portions that can be bid on by smaller firms, or directly soliciting proposals or bids from lists of certified minority- and women-owned businesses.

The current Grant Management Handbook (GMH) (revised December 2016) provides forms that grant recipients use to collect and report their efforts to the state. The updated 2017

GMH continues to contain information and new requirements for housing rehabilitation originally implemented in 2011. Housing Rehabilitation projects must meet the minimum acceptable outreach efforts/**standards** to minority- and women-owned businesses:

- A good faith, comprehensive and continuing endeavor;
- Supported by a statement of public policy and commitment published in the printed media of the widest local circulation;
- Supported by an office/or a key, ranking staff person with oversight responsibilities and access to the chief elected official; and
- Designed to utilize all available and appropriate public and private sector resources.

In addition to meeting the *standards* listed above, these grant recipients are encouraged to use the new **guidelines** contained in the GMH in implementing outreach programs to ensure the inclusion to the maximum extent feasible, of entities owned by minorities and women.

The state will report in future PERs, for each allocation, on the use of minority and women-owned businesses, and on Section 3 activities by its recipients. IFA's 2016 Section 3 Report was submitted to HUD via SPEARS on February 2, 2017.

Equal Employment Opportunity Data for Business Oregon

Business Oregon maintains the employment data required by the Equal Employment Opportunity Commission (EEOC) on an EEO-4 form. The form is not included in this report but is available from the department.

IDISPR28 Financial Summary Report Adjustments

- 1) The original IDIS generated report showed \$320.17 program income had been retained by recipients (line 26). However, the IFA receipted \$320.17 in program income returned to the state.
- 2) Line 59 was adjusted to show the overall low- and moderate-income benefit period of 2015-2017.

Additional achievements in 2016

- Business Oregon has successfully closed out PY 2005 and currently proceeding with the closing of PY2006

		\$ 1,657,453.00								Proposed Acc.			Actual Acc.			Ethnicity Data						
Project #	Grantee	Project Name	Status	Activity	Activity Amount	Program Mgmt. (PM)	Admin. (LA)	Project Total	Natl Obj	# of Unit	Total # of Person	Total # of LMI	# of Unit	Total # of Person	Total # of L/M	White, not Hispanic	Hispanic	American Indian / Alaskan Native	Black, not Hispanic	Asian / Pacific Islander	Other two or more races	Female HH
P18003	Chiloquin	Wastewater System Improvements-Design	AC	Sewer	\$ 26,458			\$ 26,458	\$ -	Accomplishments reported in 2018												
C16011 (16, 18)	Coos County	Dora Sitkum Fire Station (Design/Construction)	AC	Public Facility	\$ 419,950.00		\$ 25,000.00	\$ 444,950	LM	0	167	95	0	167	95	150	7	4	1	2	10	
P16005	Idanha	Water System Improvements (Design/Construction)	AC	Public Facility	\$ 1,657,453.00		\$ 25,000.00	\$ 1,682,453	LM		163	114		161	112	158		2			1	
C16009 (12,13,16, 17)	Josephine County	Senior Center (Design/Construction)	AC	Public Facility	\$ 815,675.00		\$ 25,000.00	\$ 840,675	LM		1100	1100		1100	1100	1065	20	15	4	4	9	
P16006	La Pine	Wastewater System Improvements (Design)	AC	Public Facility	\$ 1,161,358.00		\$ 12,117.00	\$ 1,173,475	LM		1670	1381		1,653	1,008	1,466	96	18	3	6	64	
H16014	Lebanon	Housing Rehabilitation Program	AC	Housing Rehab	\$ 310,000.00	\$ 65,000.00	\$ 24,999.00	\$ 399,999	LM	12	36	36	10	19	19	17		2				
P16008	Mt.Vernon	Wastewater System Improvements (Design/ Construction)	AC	Public Facility	\$ 1,814,555.00		\$ 25,000.00	\$ 1,839,555	LM		527	302		527	302	497	16	12	1	1		
H16012	Newberg	Housing Rehabilitation Program	AC	Housing Rehab	\$ 310,000.00	\$ 65,000.00	\$ 25,000.00	\$ 400,000	LM	55	115	115	38	64	64	53	8	2			1	
P20004	Ontario	Wastewater System Improvements Construction	AC	Public Works	\$ 18,088.00			\$ 18,088	Accomplishments reported in 2019													
H16015(12, 13, 14,16)	Pendleton	Housing Rehabilitation	AC	Housing Rehab	\$ 315,000.00	\$ 31,425.00	\$ -	\$ 346,425	LM	15	60	60	17	32	32	25	5			2		
P19002 (16, 18, 19)	Richland	Water System improvements - Design	AC		\$ 22,027.00			\$ 22,027	LMI	Accomplishments reported in 2018												
C16010	Roseburg	Head Start (Design/Construction)	AC	Public Facility	\$ 1,475,000.00		\$ 25,000.00	\$ 1,500,000	LM		401	397		171	171	129	32	1	5	1	3	
P16007	Seneca	Wastewater System Improvements (Design/ Construction)	AC	Public Facility	\$ 2,475,000.00		\$ 25,000.00	\$ 2,500,000	LM	128	199	133		233	162	226		4			3	
H16013	Veneta	Housing Rehabilitation Program	AC	Housing Rehab	\$ 321,708.00	\$ 65,292.00	\$ 13,000.00	\$ 400,000	LM	30	91	91	15	29	29	29						
11 Projects					\$ 11,142,272	\$ 226,717	\$ 225,116	\$ 11,594,105		240	4,529	3,824	80	4,156	3,094	3,815	184	60	14	16	91	0

Annual allocation for projects:	\$11,594,105.00	Total to Obligate	\$0.00
original amount	\$11,594,105.00	rounding differences	
adjusted due to rounding up/down	\$ 11,594,107.00		

PY2016 Allocation	\$ 12,055,779.00
Total obligated	\$ 11,594,105.00

PROGRAM INCOME											Proposed Acc.			Actual Acc.			Ethnicity Data					
Project #	Grantee	Project Name	Status	Activity	Activity Amount	Program Mgmt. (PM)	Admin. (LA)	Project Total	Purpose	Natl Obj	# of Unit	Total # of Person	Total # of LMI	# of Unit	Total # of Person	Total # of L/M	White, not Hispanic	Hispanic	American Indian / Alaskan Native	Black, not Hispanic	Asian / Pacific Islander	Female head of Hshld
M16016(12, 16RGR, 16PI)	Independence	Microenterprise	AC	Public Service	\$320.17			\$320.17			Accomplishments reported in 2012											
1 projects					\$320.17	\$0.00	\$0.00	\$320.17			0.00	0.00	0	0	0	0	0	0	0	0	0	0

Total to Obligate

Unobligated Reg

\$0.00

E01018

320.17

RCVD 10-6-2015

Since the 2001 grant is closed, this is reported in the year in which it is received.

Total

320.17

Recaptured Grant Repayments

											Proposed Acc.			Actual Acc.			Ethnicity Data					
Project #	Grantee	Project Name	Status	Activity	Activity Amount	Program Mgmt. (PM)	Admin. (LA)	Project Total	Purpose	Natl Obj	# of Unit	Total # of Person	Total # of LMI	# of Unit	Total # of Person	Total # of L/M	White, not Hispanic	Hispanic	American Indian / Alaskan Native	Black, not Hispanic	Asian / Pacific Islander	Female head of Hshld
M16016(12, 16RGR, 16PI)	Independence	Microenterprise	AC	Public Service	\$6,385.86			\$6,385.86			Accomplishments reported in 2012											
					\$0.00	\$0.00	\$0.00	\$6,385.86			0	0	0	0	0	0	0	0	0	0	0	0

Total to obligate:

\$6,385.86

Unobligated

\$0.00

E01018

\$6,385.86

RCVD 10-6-2015

Since the 2001 grant is closed, this is reported in the year in which it is received.

U.S. Department of Housing and Urban Development
Office of Community Planning and Development
Integrated Disbursement and Information System
State of Oregon
Performance and Evaluation Report
For Grant Year 2016
As of 01/17/2023
Grant Number B16DC410001

DATE: 01-17-23
TIME: 12:45
PAGE: 1

Part I: Financial Status

A. Sources of State CDBG Funds

1)	State Allocation	\$12,055,779.00
2)	Program Income	
3)	Program income receipted in IDIS	\$320.17
3 a)	Program income receipted from Section 108 Projects (for SI type)	\$0.00
4)	Adjustment to compute total program income	\$0.00
5)	Total program income (sum of lines 3 and 4)	\$320.17
6)	Section 108 Loan Funds	\$0.00
7)	Total State CDBG Resources (sum of lines 1,5 and 6)	\$12,056,099.17

B. State CDBG Resources by Use

8)	State Allocation	
9)	Obligated to recipients	\$12,055,779.00
10)	Adjustment to compute total obligated to recipients	\$0.00
11)	Total obligated to recipients (sum of lines 9 and 10)	\$12,055,779.00
12)	Set aside for State Administration	\$341,115.00
13)	Adjustment to compute total set aside for State Administration	\$0.00
14)	Total set aside for State Administration (sum of lines 12 and 13)	\$341,115.00
15)	Set aside for Technical Assistance	\$120,557.00
16)	Adjustment to compute total set aside for Technical Assistance	\$0.00
17)	Total set aside for Technical Assistance (sum of lines 15 and 16)	\$120,557.00
18)	State funds set aside for State Administration match	\$241,116.00

2015	State of Oregon Notes	
Obligated:	11,292,535.00	(PR-57)
State Admin:	\$334,898.00	
TA 1% :	117,449.00	
	\$11,744,882.00	(match the state allocation)

U.S. Department of Housing and Urban Development
Office of Community Planning and Development
Integrated Disbursement and Information System
State of Oregon
Performance and Evaluation Report
For Grant Year 2016
As of 01/17/2023
Grant Number B16DC410001

DATE: 01-17-23
TIME: 12:45
PAGE: 2

19)	Program Income	
20)	Returned to the state and redistributed	
20 a)	Section 108 program income expended for the Section 108 repayment	
21)	Adjustment to compute total redistributed	\$320.17
22)	Total redistributed (sum of lines 20 and 21)	\$320.17
23)	Returned to the state and not yet redistributed	\$0.00
23 a)	Section 108 program income not yet disbursed	\$0.00
24)	Adjustment to compute total not yet redistributed	\$0.00
25)	Total not yet redistributed (sum of lines 23 and 24)	\$0.00
26)	Retained by recipients	\$320.17
27)	Adjustment to compute total retained	-\$320.17
28)	Total retained (sum of lines 26 and 27)	\$0.00

C. Expenditures of State CDBG Resources

29)	Drawn for State Administration	\$341,115.00
30)	Adjustment to amount drawn for State Administration	\$0.00
31)	Total drawn for State Administration	\$341,115.00
32)	Drawn for Technical Assistance	\$120,557.00
33)	Adjustment to amount drawn for Technical Assistance	\$0.00
34)	Total drawn for Technical Assistance	\$120,557.00
35)	Drawn for Section 108 Repayments	\$0.00
36)	Adjustment to amount drawn for Section 108 Repayments	\$0.00
37)	Total drawn for Section 108 Repayments	\$0.00
38)	Drawn for all other activities	\$11,595,369.24
39)	Adjustment to amount drawn for all other activities	\$0.00
40)	Total drawn for all other activities	\$11,595,369.24

U.S. Department of Housing and Urban Development
Office of Community Planning and Development
Integrated Disbursement and Information System
State of Oregon
Performance and Evaluation Report
For Grant Year 2016
As of 01/17/2023
Grant Number B16DC410001

DATE: 01-17-23
TIME: 12:45
PAGE: 3

D. Compliance with Public Service (PS) Cap

41)	Disbursed in IDIS for PS	\$0.00
42)	Adjustment to compute total disbursed for PS	\$0.00
43)	Total disbursed for PS (sum of lines 41 and 42)	\$0.00
44)	Amount subject to PS cap	
45)	State Allocation (line 1)	\$12,055,779.00
46)	Program Income Received (line 5)	\$320.17
47)	Adjustment to compute total subject to PS cap	\$0.00
48)	Total subject to PS cap (sum of lines 45-47)	\$12,056,099.17
49)	Percent of funds disbursed to date for PS (line 43 / line 48)	0.00%

E. Compliance with Planning and Administration (P/A) Cap

50)	Disbursed in IDIS for P/A from all fund types - Combined	\$566,231.00
51)	Adjustment to compute total disbursed for P/A	\$0.00
52)	Total disbursed for P/A (sum of lines 50 and 51)	\$566,231.00
53)	Amount subject to Combined Expenditure P/A cap	
54)	State Allocation (line 1)	\$12,055,779.00
55)	Program Income Received (line 5)	\$320.17
56)	Adjustment to compute total subject to P/A cap	\$0.00
57)	Total subject to P/A cap (sum of lines 54-56)	\$12,056,099.17
58)	Percent of funds disbursed to date for P/A (line 52 / line 57) Combined Cap	4.70%
59)	Disbursed in IDIS for P/A from Annual Grant Only	\$566,231.00
60)	Amount subject the Annual Grant P/A cap	
61)	State Allocation	\$12,055,779.00
62)	Percent of funds disbursed to date for P/A (line 59 / line 61) Annual Grant Cap	4.70%

U.S. Department of Housing and Urban Development
Office of Community Planning and Development
Integrated Disbursement and Information System
State of Oregon
Performance and Evaluation Report
For Grant Year 2016
As of 01/17/2023
Grant Number B16DC410001

DATE: 01-17-23
TIME: 12:45
PAGE: 4

Part II: Compliance with Overall Low and Moderate Income Benefit

63) Period specified for benefit: grant years 2015 – 2017

64) Final PER for compliance with the overall benefit test: [No]

	Grant Year	2015	2016	2017	Total
65) Benefit LMI persons and households (1)		11,189,562.81	11,370,253.24	11,163,551.00	33,723,367.05
66) Benefit LMI, 108 activities		(91,108.02)	23,531.76	27,361.00	(40,215.26)
67) Benefit LMI, other adjustments		0.00	0.00	0.00	0.00
68) Total, Benefit LMI (sum of lines 65-67)		11,098,454.79	11,393,785.00	11,190,912.00	33,683,151.79
69) Prevent/Eliminate Slum/Blight		0.00	0.00	0.00	0.00
70) Prevent Slum/Blight, 108 activities		0.00	0.00	0.00	0.00
71) Total, Prevent Slum/Blight (sum of lines 69 and 70)		0.00	0.00	0.00	0.00
72) Meet Urgent Community Development Needs		0.00	0.00	0.00	0.00
73) Meet Urgent Needs, 108 activities		0.00	0.00	0.00	0.00
74) Total, Meet Urgent Needs (sum of lines 72 and 73)		0.00	0.00	0.00	0.00
75) Acquisition, New Construction, Rehab/Special Areas noncountable		0.00	0.00	0.00	0.00
76) Total disbursements subject to overall LMI benefit (sum of lines 68, 71, 74, and 75)		11,098,454.79	11,393,785.00	11,190,912.00	33,683,151.79
77) Low and moderate income benefit (line 68 / line 76)		1.00	1.00	1.00	1.00
78) Other Disbursements		1.00	1.00	1.00	3.00
79) State Administration		334,898.00	341,115.00	339,567.00	1,015,580.00
80) Technical Assistance		117,449.00	120,557.00	119,783.00	357,789.00
81) Local Administration		109,805.00	225,116.00	355,429.00	690,350.00
82) Section 108 repayments		0.00	0.00	0.00	0.00



U.S. Department of Housing and Urban Development
Office of Community Planning and Development
Integrated Disbursement and Information System
PR57 - CDBG State Timely Award of Funds

DATE: 01-17-23
TIME: 12:08
PAGE: 1

State Name: Oregon Grant Number: B16DC410001 Report Date: 01-17-23
Award Date: 08-04-16 Timeliness Date: 11-04-17
Grant Amount: \$12,055,779.00 Distribution Standard: \$11,594,105.63 Total Funded: \$11,594,107.00

IDIS Activity ID	UGLG Name	Matrix Code	Activity to prevent, prepare for, and respond to Coronavirus	Funded Amount
17333	COOS COUNTY	03O	No	\$419,950.00
17337	JOSEPHINE COUNTY	03A	No	\$815,675.00
17482	CHILOQUIN	03J	No	\$26,458.00
17791	ELGIN	03J	No	\$0.00
17324	LEBANON	14A	No	\$310,000.00
17326	LEBANON	14H	No	\$65,000.00
17330	NEWBERG	14A	No	\$310,000.00
17332	NEWBERG	14H	No	\$65,000.00
17603	ONTARIO	03J	No	\$18,090.00
17321	PENDLETON	14A	No	\$315,000.00
17323	PENDLETON	14H	No	\$31,425.00
17555	RICHLAND	03J	No	\$22,027.00
17335	ROSEBURG	03M	No	\$1,475,000.00
17327	VENETA	14A	No	\$321,708.00
17329	VENETA	14H	No	\$65,292.00
17352	CITY OF MT. VERNON	03J	No	\$1,814,555.00
17358	CITY OF IDANHA	03J	No	\$1,657,453.00
17354	CITY OF SENECA	03J	No	\$2,475,000.00
17356	La Pine	03J	No	\$1,161,358.00
17325		21A	No	\$25,000.00
17328		21A	No	\$13,000.00
17331		21A	No	\$25,000.00
17334		21A	No	\$25,000.00
17336		21A	No	\$25,000.00
17338		21A	No	\$25,000.00
17353		21A	No	\$24,999.00
17355		21A	No	\$25,000.00
17357		21A	No	\$12,117.00
17359		21A	No	\$25,000.00
Total Funded Amount:		\$11,594,107.00		

2016 - Status Reconciled (PR-57)		
Obligated:	\$ 11,594,105.63	(PR-57)
State CDBG Reconciliation		
Obligated:	\$ 11,594,105.00	
Total State	\$ 11,594,105.00	

Community Development Systems
Integrated Disbursement & Information System (IDIS)**User:** C28005
Role: Grantee
Organization:
OREGON[- Logout](#)**Grant**[- Search](#)
[- HESG Review](#)**Subfund**[- Add](#)
[- Search](#)**Subgrant**[- Add](#)
[- Search](#)**Subfund Program
Income**[- Add](#)
[- Search](#)**Subgrant Program
Income**[- Add](#)
[- Search](#)**Utilities**[- Home](#)
[- Data Downloads](#)
[- Print Page](#)
[- Help](#)**Links**[- !\[\]\(166772600a13ad0a433053f90fe45649_img.jpg\) Contact Support](#)
[- !\[\]\(98e7c6b0160281a12fbadc337ff6b6c3_img.jpg\) Rules of Behavior](#)
[- CPD Home](#)
[- HUD Home](#)[Plans/Projects/Activities](#)[Funding/Drawdown](#)[Grant](#)[Grantee/PJ](#)[Admin](#)[Reports](#)**Grant****View Grant**[Return to Search Grants](#)[View Grant History](#)[View Sanction Data](#)**Grantee/PJ Name:** (tip)

OREGON

Grant Status: (tip)

Active

Program: (tip)

CDBG

Grant Blocked: (tip)

No

Grant Year: (tip)

2016

Award Date: (tip)

08/04/2016

Grant #: (tip)

B-16-DC-41-0001

Grantee Organizational DUNS #: (tip)

80-957-9543

Administering Organization: (tip)

OREGON BUSINESS DEVELOPMENT DEPT.

Payee EIN/TIN#: (tip)

93-0621491


Grant Amounts[View Subfunds](#)

	Amount
Original Allocation Amount	\$12,055,779.00
Current Authorized Amount	\$12,055,779.00
Formula Grant Amount	\$12,055,779.00
(Grant) Reduction Amount (-)	\$0.00
De-obligated Amount (-)	\$0.00
Reallocation Amount	\$0.00
Net Drawn Amount	\$12,055,779.00
Drawn Amount (+)	\$12,055,779.00
Drawdown Pending Amount (+)	\$0.00
Returned Amount (+)	\$0.00
IDIS Draw Balance	\$0.00
LOCCS Draw Balance	\$0.00
Subfunded Amount	\$0.00
EN Funds (Authorized Amt minus Subfunded Amt)	\$12,055,779.00
Amount Committed to Activities	\$12,055,779.00

Amount Available to Commit to Activities	\$0.00
Amount Available to Draw	\$0.00

[Return to Search Grants](#) | [View Grant History](#) | [View Sanction Data](#)

For IDIS Support only: Tue Jan 17, 2023 at 3:26

 Session Timeout



State of Oregon
B-17-DC-41-0001
PART I—NARRATIVE REQUIREMENTS
December 31, 2022

State	OREGON
Reporting Period FY	2022
Grant Number	B-17-DC-41-0001
Data as of:	December 31, 2022
1. Financial Status	
A: Total Funds	
(1) Allocation	\$11,978,330
(2) Program Income	\$ 0
B: Amount Obligated to Recipients	\$ 11,518,980 (see note)
C: Amount Drawn Down	\$11,978,330 (IDIS 1-17-23)
D: Amount for State Administration	\$ 339,567
E: Technical Assistance	\$ 119,783
F: Section 108 Loan Guarantees	N/A

2. National Objectives	
A: Period Specified for Benefit (Fiscal Year to Fiscal Year)	2015 - 2017
B: Amount used to:	
(1) Benefit Low/Moderate Income Persons	\$11,163,551.00
(2) Prevent/Eliminate Slums/Blight	\$0
(3) Meet Urgent Needs	\$0
(4) Acquisition/Rehab Noncountable	\$0
(5) Local Administration	\$ 355,429.00
(6) Unobligated Funds (Not included in total)	\$ 0
(7) Unobligated Recaptured Grant Repayments (Not included in total)	\$0
Total	\$11,518,980 (see note below)

NOTE:

PR28 Report total obligated to recipients – The \$11,978,330 total obligated to recipients on the PR28 includes the FY2017 obligation of FY2017 funds \$11,518,980 and the set aside for state administration (line 12) of \$459,350.

PR57 Report total obligated to recipients – The \$11,518,980.10 on the PR57 is the FY2017 program funds that were obligated of \$11,518,980. This total is automatically generated by IDIS.

IDIS shows the following:

2017 1%	\$ 119,783
20 State Admin	\$ 339,567.00
	<hr/>
	\$ 459,350.00
PR57 Distribution Standard	\$ 11,518,980.10
	<hr/>
	\$11,978,330.10
2017 State Allocation (Overall)	\$11,978,330.00
	<hr/>
Difference between PR57 & 2016 Allocation	(\$0.10)

B-17-DC-41-0001
PART II—NARRATIVE REQUIREMENTS
December 31, 2022

Describe the Resources Made Available

In 2017 IFA had \$11,978,330 in available CDBG resources to award to units of general local government. Table I below illustrates the information more clearly but a quick summary is provided below:

- 1) FY2017 annual grant (amount available for projects) \$11,978,330
- 2) FY2016 and prior year recaptured funds \$ 97,314

Describe the Investment of Available Resources

The available resources are not fully invested within PY2017 and the 4th quarter application awards in 2019 (February) will reflect the PY investments within the addendum

Table I illustrates that the 2017 funds obligated by December 31, 2017.

Variance between Targeted and Awarded Funding in 2016

This section will be elaborated within the addendum after the completion of the 2017 4th quarter application award at the end of February 2018

Table I

	2017 Annual Allocation and Targets		OBLIGATED	2017 Allocation awarded to project	2017 program income	2017 Recaptured Grant Repayment	2016 unobligated program funds	2016 and prior year unobligated recaptured funds	TOTAL OBLIGATED as of AND ASSOCIATED PERCENTAGE	
Category	Amount	%		Amount	Amount	Amount	Amount	Amount	Amount	%
Microenterprise Assistance	\$230,380	2%	Obligated by 12-31-17	\$0.00	\$0.00	\$0.00	\$0.00	\$0.00	\$0.00	0
Public Works	\$6,105,059	53%	Obligated by 12-31-18	\$0.00	\$0.00	\$0.00	\$0.00	\$0.00	\$0.00	0
Public/Community Facilities	\$2,303,796	20%	Obligated by 12-31-19	\$0.00	\$0.00	\$0.00	\$0.00	\$0.00	\$0.00	0
Housing Rehabilitation	\$2,879,745	25%	Obligated by 12-31-20	\$0	\$0.00	\$0.00	\$0.00	\$0.00	\$0.00	0
Total	\$11,518,980	100%		\$0.00	\$0.00	\$0.00	\$0.00	97,314	\$0.00	0
Total Available to Obligate in 2017 (total annual allocation +PI+RGR+Prior year unobligated)	\$11,616,294.00		<i>Including (\$97,314) prior year recaptured funds</i>							
Total Obligated for PY2016	\$0.00									
Unobligated	11,616,294.00									

Geographic Distribution and Location of Investments

Will be provided in the addendum after completion of the 2017 4th quarter application award

The Families and Persons Assisted (including the racial and ethnic status of persons assisted)

Table II will be provided in the addendum after completion of the 2017 4th quarter application award

Activities to Address Homelessness, Chronic Homelessness and Persons with Special Needs

This information will be provided in the addendum after completion of the 2017 4th quarter application award

Actions Taken To Affirmatively Further Fair Housing, a Summary of Impediments and Actions Taken To Overcome the Effects of Impediments

Three state agencies administer programs that serve to further fair housing for Oregon's people. As result the Analysis of Impediments to Affirmatively Furthering Fair Housing was a joint effort between the state agencies and the actions taken to overcome the impediments were also divided amongst the state agencies. For a complete description of the impediments found in the 2016-2020 Analysis of Impediments to Affirmatively Furthering Fair Housing, the 2016-2020 Fair Housing Action Plan and a summary of all the state agency actions to overcome the identified impediments, please refer to the more detailed analysis included in the 2016 Consolidated Annual Performance Evaluation Report (CAPER). This CDBG Performance Evaluation Report (PER) narrative summarizes the actions taken by Business Oregon to address/overcome specific impediments.

Business Oregon, which administers Community Development Block Grant funds for the state's non-metropolitan cities and counties, integrating within program implementation and through the contract with Fair Housing Councils of Oregon, educates its recipients about their fair housing responsibilities in several ways including:

- 1) Presentations at workshops,
- 2) Updates to the comprehensive Grant Management Handbook,
- 3) Disbursements of informational handouts, posters, brochures and individual technical assistance, as needed or requested,
- 4) Disbursements of workshops or conferences which address fair housing issues and
- 5) completed 2016-2020 statewide Analysis of Impediments to Affirmatively Furthering Fair Housing and Fair Housing Action Plan which are made available to recipients to identify, plan for and remove impediments to further fair housing,
- 6) Provide direct training and consultation to local jurisdiction.

The efforts of BUSINESS OREGON, identified below are addressing the following impediments identified in the 2016-2020 Analysis of Impediments to Furthering Fair Housing:

- 1-5 – Local zoning and land use regulations and/or inexact application of state laws may impede the siting and approval of group homes.
- 2-1 – Lack of enforcement of fair housing violations persist statewide.
- 2-2 – Limited housing options for persons most vulnerable to housing discrimination: non-English speakers, persons of Hispanic descent, African-Americans, large families and persons with disabilities.
- 3-1 – Local housing resources statewide are limited. This is particularly true in rural communities.
- 6-1 – The state's ban on inclusionary zoning limits municipalities' ability to employ flexible tools and incentives to increase the number of affordable units built.

BUSINESS OREGON continues to fund fair housing activities through the Fair Housing Council of Oregon (FHCO) and, until 2014 through the Greater Eastern Oregon Economic Development District (GEODC). Since January 2011, BUSINESS OREGON has funded these entities to complete activities to further fair housing and remove impediments to fair housing choice:

- FHCO – contract from July 1, 2011 to December 31, 2012 for \$55,000.
- GEODC – contract from July 1, 2011 to June 30, 2012 for \$20,000.
- FHCO – contract for 3 workshops in 2013 for \$8,000.
- GEODC – contract from July 1, 2012 to June 30, 2014 for \$32,000.
- FHCO – contract from July 16, 2013 to December 31, 2013 for \$65,800.
- FHCO – contract from March 24, 2014 to December 31, 2015 (amended in April 2015 to include more work with local jurisdictions) for \$158,925.
- FHCO – contract from February 8, 2016 to December 31, 2016 for \$104,300
- FHCO – Contracted from February 2017 to December 31, 2017 for \$113,550

Table III, below summarizes the impediments identified within 2016-2020 Analysis of Impediments to Affirmatively Furthering Fair Housing and Fair Housing Action Plan being addressed by BUSINESS OREGON and the actions taken by BUSINESS OREGON and through its contractor, FHCO to address the identified impediments:

During 2017 the following additional activities occurred:

- a. The state continues to convey fair housing information via the CDBG 'list-serve' which was started in 2007. This list-serve disseminates information to all interested persons and grant recipients.
- b. IFA continues outreach through technical assistance workshops/ presentations regarding Limited English Proficiency Plan and Section 3 Plan along with the dissemination of the new established Section 3 Business Registry web page.

- c. IFA continues to require the submission of reasonable accommodation policies when a non-profit is becoming a certified sub-grantee.
- d. In 2017, IFA enhanced the effort in furthering fair housing by providing assistance through FHCO training and education effort directly to the local jurisdictions.

Table III
Efforts to Remove Barriers/Impediments to Fair Housing

Oregon Business Development Department – FHCO 2016 Accomplishment Report		
PROGRAM TASKS		
TASKS	DELIVERABLES	PROGRESS
1. Administration: Assign key personnel to project and review timeline with OBDD staff, provide oversight and project management. Quarterly and annual reporting to OBDD project manager.	<ul style="list-style-type: none"> List of key personnel, contact information and roles. Project timeline and narrative plan for contract period. Copies of all final products developed under contract. Prepare and submit invoices Annual report of systematic trends and corrective changes in Oregon land use activities. Quarterly reports of grant activities. (Rebecca Wetherby, Allan Lazo) 	<p>Allan Lazo, Executive Director Diane Hess, Education and Outreach Director Hannah Callaghan, Enforcement Director Louise Dix, AFFH Specialist Shyle Ruder, Bilingual Education and Outreach Specialist Rebecca Wetherby, Grants and Office Manager Eleanor Doyle, Program Specialist Monica Melgar, Program Assistant and Intake Specialist Lisa Bailey, Intake Specialist Isidro Reyes, Intake Specialist</p> <p>Contact information and roles are attached as assignedstaff.doc</p> <p>Systematic trends report for 2015-2017 attached</p>
2. Conduct at least 6 mass media and other strategic outreach activities. These activities may include PSAs, radio interviews, television appearances, and outreach events in local communities. Includes posting a combination of 200 Twitter feeds, Facebook posts and blog posts each year. Spanish-language outlets also will be targeted for these activities.	<p>6 events, reaching at least 6 non-entitlement communities. The location, date of the event, along with the call number of the radio or television station, and identification of the area covered by the station will be reported.</p> <p>(Diane Hess, Louise Dix, Isidro Reyes, Rebecca Wetherby, Soojin Hwang)</p> <p>The number of posts and news articles posted.</p> <p>(Rebecca Wetherby)</p>	<p>Social Media/Blog/Articles</p> <p>68 Facebook/Twitter posts</p> <p>- Log attached socialmediaJan27--Mar31.xls</p> <p>Period 2</p> <p>4/26 1-hour Radio Interview with Shyle Ruder and Isidro on KPCN Radio Movimiento in Woodburn. PSAs campaign as well. Log of PSAs are included in this report.</p> <p>*6/2 GEODC presented at monthly WorkSource meeting in Pendleton</p>

		<p>*6/27 GEODC presented at Umatilla County-sponsored housing meeting, Pendleton</p> <p>Social Media/Blog/Articles</p> <p>58 Facebook/Twitter posts. Log attached Task2socialmedia.xls</p> <p>*GEODC added fair housing services to their website:</p> <p>https://www.geodc.net/fair-housing-services/</p> <p>Period 3</p> <p>7/1 – ongoing PSA campaign on KPCN – Spanish language radio - in Woodburn/Willamette Valley</p> <p>8/18 – Karen Kendall and Diane Hess on KUMA 1290 AM Pendleton</p> <p>8/20 – Pendleton interview re-played on KBKR 1490 AM Baler County</p> <p>9/21 – Lincoln City KNCU/KYTE 12:30 – 1:30 pm</p> <p>9/22 –Newport/Depoe Bay/Lincoln City, 8 – 9am live drive time interview KPPT Boss radio</p> <p>Social Media/Blog/Articles</p> <p>46 Facebook/Twitter posts. Log attached Task2socialmedia.xls</p> <p>Period 4</p> <p>Goal of 6 events was met in the last quarter—these are additional activities.</p> <p>10/25 Staff conducted a Spanish-language interview with KPCN in Woodburn. Discussed FH basics, criminal history and harassment.</p> <p>11/29 KOHI radio interview (St. Helens). Staff gave a 20 minute interview, focused on landlord responsibilities under the fair housing, particularly</p>
--	--	--

		<p>related to reasonable accommodation, criminal history screening and harassment.</p> <p>12/29 KOHI radio interview (St. Helens). Staff gave an in-depth hour interview, covering a wide range of topics.</p> <p>Social Media/Blog/Articles</p> <p>48 Facebook/Twitter posts in period 4. Log attached Task2socialmedia.xls</p> <p>230 posts for grant term</p>
3. Show newly updated "Anywhere But Here" display in at least 5 non-entitlement communities	<p>5 display events in non-entitlement communities. The location and date of the display event will be reported.</p> <p>(Eleanor Doyle)</p>	<p>No showings for Period 1.</p> <p>No showings for Period 2.</p> <p>Period 3</p> <p>9/1 – 9/3 Pendleton housing conference</p> <p>9/29 – 10/1 Oregon Consortium for Housing and Homelessness, statewide conference in Eugene</p> <p>Period 4</p> <p>10/14 Astoria</p> <p>12/13-12/20 Columbia County Courthouse</p> <p>12/20-1/2 St. Helens Library</p> <p>New display is in production at Brian Potter Design studio</p>
4. Produce and distribute 5,000 information materials about fair housing to housing consumers, providers, government agency staff, and the general public	The number of information materials and packets distributed.	<p>Period 1. 902 pieces distributed to non-entitlement communities</p> <p>Period 2. 994 pieces distributed to non-entitlement communities</p> <p>* Includes these materials for distribution to and by GEODC</p> <p>18 New LL Guide</p>

		<p>5 Pictograph SP</p> <p>25 FH Consumer ENG</p> <p>1 Posters ENG</p> <p>Period 3. 3364 pieces distributed to non-entitlement communities, materials spreadsheet is attached</p> <p>* Additional 440+ materials distributed by GEOCD follows:</p> <p>7/30 -- City of Hermiston - 20 each: General Brochure (English and Spanish versions); 5 each: "Anywhere But Here" brochures; 2 each: "Fair Housing – a Guide for Nonprofit Housing Providers"; 1 each: FH Poster</p> <p>7/30 -- City of Stanfield - 20 each: General Brochure (English and Spanish versions); 5 each: "Anywhere But Here" brochures; 2 each: "Fair Housing – a Guide for Nonprofit Housing Providers"; 1 each: FH Poster</p> <p>8/1 -- City of Heppner/City Hall - 20 each: General Brochure (English and Spanish versions); 5 each: "Anywhere But Here" brochures; 2 each: "Fair Housing – a Guide for Nonprofit Housing Providers"; 1 each: FH Poster</p> <p>8/1 -- Morrow County/Courthouse in Heppner - 20 each: General Brochure (English and Spanish versions); 5 each: "Anywhere But Here" brochures; 1 each: FH Poster</p> <p>8/25 -- Umatilla-Morrow Head Start in Hermiston, OR - 40 each: General Brochure (English and Spanish versions); 20 each: "Anywhere But Here" brochures; 1 each: "Fair Housing – a Guide for Nonprofit Housing Providers"; 5 each: FH Poster; 30 each: Fair Housing for Immigrants (English and Spanish); 1 each Join the Fight Against Housing Discrimination (Testers);</p> <p>8/29 -- City of Milton-Freewater - 20 each: General Brochure (English and Spanish versions); 5 each: "Anywhere But Here" brochures; 1 each: FH Poster</p> <p>8/30 -- Pendleton Housing Convention - 10 each: General Brochure (English and Spanish versions); 5 each: "Anywhere But Here" brochures, 1</p>
--	--	--

		<p>each: "Fair Housing – a Guide for Nonprofit Housing Providers"; 2 each: New Landlords Guide to Fair Housing Law; 3 each: Fair Lending Brochure; 3 each: FH Poster</p> <p>9/5 -- Fair Housing Basic Training Workshop in Ontario - 10 each: General Brochure (English and Spanish versions); 5 each: "Anywhere But Here" brochures, 1 each: "Fair Housing – a Guide for Nonprofit Housing Providers"; 3 each: FH Poster</p> <p>9/19 -- Heppner Chamber of Commerce - 20 each: General Brochure (English and Spanish versions)</p> <p>9/24 – BMCC Student Orientation Day - 10 each: General Brochure (English and Spanish versions); 5 each: "Fair Housing for Immigrants" (English and Spanish); 25 each: Important Information for College Students Brochure; 3 each: LGBTQ Fair Housing Rights</p> <p>9/27 – Hermiston Chamber of Commerce Luncheon - 50 each: General Brochure (English version; 30 each: General Brochure (Spanish version)</p> <p>9/27 – Northeast Oregon Housing Authority, La Grande - 30 each: General Brochure (English version; 30 each: General Brochure (Spanish version); 6 each: Fair Housing for People with Disabilities</p> <p>Period 4</p> <p>Distributed over 6,418 pieces in the grant term, including 718 in Period 4</p>
5. Conduct a 2017 fair housing poster contest for Oregon children in first through eighth grades, throughout Oregon.	Date and location of poster contest, the number of entrees judged and identification of the winner and provision of a copy of the winning poster.	<p>Picked winner from 146 entries on March 24th at FHCO office. Poster is in production at the printer. Winning entry is sent along with this report.</p> <ul style="list-style-type: none"> • Mailed brochures and letters statewide. • E-Blast to charter school and other educational organizations statewide. • Statewide organizations, Oregon Opportunity Network, Community Action Project of Oregon, HUDLines, and 211, as well as the Housing Authority of Lincoln County promoted the contest in their e-newsletters. <p>Period 2</p>

		<ul style="list-style-type: none"> • 2,500 copies of winning image printed, 1,500 English, 1,000 Spanish • Certificates and letters sent to all entrants • Slideshow of the ten winning entries on website <p>Period 3</p> <ul style="list-style-type: none"> • Updated brochure for poster contest • Distributed posters throughout Oregon • Selected theme for 2018 poster contest <p>Period 4</p> <ul style="list-style-type: none"> • Printed and mailed brochure throughout the state • Oregon Arts Education Association, Community Action Programs of Oregon (CAPO), Multifamily Northwest and Housing Oregon announced contest in their December e-newsletters. Sent to Oregon housing authorities as well. Promoted on an ongoing basis at trainings and meetings.
6. Distribute 10,000 fair housing newsletters	The number of FHCO Newsletters distributed.	<p>3/31 Spring Newsletter to 3,019</p> <p>http://eepurl.com/cIC_dD</p> <p>Period #2 6/27 Summer Newsletter to 3,081</p> <p>http://mailchi.mp/fhco/promise-of-opportunity-summer-2017-more-fair-housing-help-in-eastern-oregon</p> <p>Period #3 9/13 Fall Newsletter to 3,097 subscribers</p> <p>http://mailchi.mp/fhco/promise-of-opportunity-fall-2017-last-chance-for-survey-new-team-members-upcoming-events</p> <p>Period #4 12/13 Winter Newsletter to 3,329 subscribers</p> <p>http://mailchi.mp/fhco/promise-of-opportunity-winter-2017</p>
7. Continue to update FHCO website to expand the knowledge, awareness and support of fair housing laws, enforcement avenues, and protections for citizens of the State including the	The number of hits to the FHCO web site.	<p>Period 1. 573,719 hits</p> <p>A map with stories around Oregon is live</p>

addition of a new map with jurisdictional data.		http://fhco.org/index.php/discrimination-in-oregon/service-map?view=services Period 2. 573,719 hits Updating complaint form to help gather more complete information about complainants who contact us online Period #3 573,719 hits Period #4 573,719 hits
<p>8. Conduct 3 fair housing tours to non-entitlement areas. Each tour will consist of a series of workshops targeting target housing consumers, housing providers, social service providers and advocates, elected officials, land use staff of local non-entitlement jurisdictions, community based organizations and others.</p> <p>Conduct 2 tours to develop partnerships with local community-based resources in the area of state with identified fair housing needs; local partner would provide a series of workshops targeting housing consumers, social service providers and advocates, housing providers, elected officials, land use staff of local non-entitlement jurisdictions, community based organizations and others; local resources also would provide continual presence and access to fair housing resources, such</p>	<p>The location and date of the fair housing tour, along with the number of participants will be reported.</p> <p>(Diane Hess, Shyle Ruder, Louise Dix)</p> <p>The location and date of the fair housing tours to develop partnerships and the number of participants will be reported.</p> <p>(Diane Hess, Shyle Ruder, Louise Dix)</p>	<p>FHCO is in the process of scheduling tours</p> <p>Period #2</p> <p>Activities are being scheduled in these areas of Oregon</p> <p>Tour #1, July 12-21, Southern Oregon with focus on Klamath and Lake counties</p> <p>Tour #2, September 18-22, Lincoln County</p> <p>Tour #3, October or November, Columbia and Clatsop counties</p> <p>FHCO has developed a partnership with the Greater Eastern Oregon Development Corporation (GEODC) to carry out fair housing outreach and education activities throughout eastern Oregon. We conducted the first of our two tours to develop the partnership and train GEODC staff in Pendleton May 22nd - 25th. This included a day of intensive training, a half-day when the two organizations discussed planning and incorporating AFFH outreach, and a day when GEODC staff shadowed the FHCO trainer at two training sessions, one for social service agencies and one for landlords (see task #9). FHCO staff will return to Eastern Oregon for a second tour August 15th-18th to carry out additional training of GEODC staff and to jointly conduct a series of trainings with them.</p> <p>GEODC is now taking the lead on outreach and education activities in eastern Oregon. Activities conducted by GEODC staff are identified with an asterisk throughout this report. Their staff is remotely attending FHCO</p>

<p>as outreach, materials, and technical assistance.</p>		<p>all staff and education & outreach team meetings and is working with FHCO staff to develop and maintain a comprehensive data base of activities and contacts.</p> <p>Activities conducted by or in partnership with GEODC are marked with a * in this report</p> <p>Period 3 Two tours to non-entitlement areas in Period 3, final tour being planned for Columbia and Clatsop Counties.</p> <p>Tour #1, July 17-21, This tour focused on Klamath and Lake counties. Trainings were provided to the Klamath Rental Owners Association and the Klamath County Association of Realtors. Klamath and Lake Community Action Services (KLCAS) partnered with FHCO to provide an advocates training to a dozen nonprofit organizations in the area including Klamath Basin Behavioral Health, Oregon Institute of Technology, the Klamath Housing Authority, and the Klamath Falls Gospel Mission as well as staff of KLCAS. Separate individual trainings were provided to the staff of SPOKES, a disability advocacy organization and to the VA Southern Oregon Rehabilitation Center and Clinics HUD VASH social service managers. Brochures and posters were distributed to all the organizations and agencies trained and left at the library and Klamath City Hall.</p> <p>Tour #2, September 18-22, Lincoln County</p> <p>The tour met with organizations, presented trainings and distributed materials in Newport and Lincoln City. A major focus as outreach to homeless and domestic violence shelters. On 9/20 FHCO staff met with staff of Family Promise Shelter, the Chamber of Commerce, City Council members and media to discuss fair housing issues in general and, in particular, related to shelter residents. On September 21 staff trained 12 staff from two local shelters, My Sister's Place and Samaritan House. An evening fair housing training for consumers training was held at the Newport Public Library; six community members attended. Two one-hour radio interviews were broadcast, reaching all of Lincoln County and other areas in the Willamette Valley. Over eight hundred pieces of different</p>
--	--	---

		<p>materials were distributed at nine different locations throughout the county.</p> <p>Second tour to develop partnership with Eastern Oregon, August, 16th-18th. Met again with our local partner, Greater Eastern Oregon Development Corporation (GEODC), in Pendleton to develop outreach contact lists and training content and to practice data entry. Our new partner, GEODC staff Karen Kendall, attended a four-hour housing provider training presented by FHCO staff in La Grande and met after with staff afterwards to debrief and prepare for her upcoming housing provider training in Ontario. GEODC participated in FHCO's Education and Outreach meetings via phone on 7/10, 7/25, 8/9, 9/12, 9/25.</p> <p>Other activities conducted by or in partnership with GEODC are marked with a * in this report.</p> <p>Period 4</p> <p>The third tour, #3, took place in October through December, and targeted Columbia County.</p> <p>Tour #3, St. Helens, October-December:</p> <p>The first training of the tour, on 10/13, was for the full staff of Community Action Team (CAT) of Columbia County, 110 individuals from all of their social service programs. The next training session was for the staff of SAFE of Columbia County, a domestic violence shelter, 12/6; FHCO assisted them in reviewing and modifying their procedures. Training also took place for the DHS Seniors and People with Disabilities Services office on 12/7. A training was scheduled as part of this tour for the DHS Self-Sufficiency office, but they had to reschedule it for 1/11. All agencies trained will be distributing FHCO materials on an ongoing basis. Staff met with the St. Helens Library on 12/6 and they agreed to distribute FHCO materials, promote the poster contest, and schedule the display. Columbia County also agreed to house the display in the County Courthouse. Both of these showings occurred in December. Two radio interviews were done at KOHI radio in St. Helens, on 11/29 and 12/29. The station covers all of Columbia County and neighboring areas as well. Local fair housing issues identified in the tour included landlords refusing to rent to Section 8</p>
--	--	--

		<p>voucher holders and refusing to accept DHS vouchers, refusing to rent to applicants with any criminal history and charging deposits for assistance animals.</p> <p>Second tour to develop partnership with Eastern Oregon was completed in Period 3</p> <p>On 10/10 Karen Kendall at GEODC facilitated an Eastern Oregon FH Forum to seek input into FHCO's strategic plan process.</p> <p>Activities conducted by or in partnership with GEODC are marked with a * in this report</p>
<p>9. Conduct trainings for 12 partners and key organizations including re-entry professionals, nonprofit shelters and housing providers, state agencies and community based organizations. Wherever possible, trainings will include FHCO's virtual tours, tailored to the local community, and a listening session to identify local fair housing issues and progress on the Fair Housing Action plan. We will continue to research and update our virtual tours with new data and interviews.</p>	<p>Identification of the 12 partners and key organizations that were trained, including their name, organization and the location and date of training.</p>	<p>Period 1. 2/8 Fair Housing 101 DHS statewide webinar. Participants were from the following locations: CIL Ontario; Mult Co AAA; Ontario AAA; Asian Health PDX; Bend- AAA: SVA Salem; Clackamas County AAA; Pendleton AAA; Bend AAA; Scappoose AAA</p> <p>Period 2</p> <p>4/17 Fair Housing 101 Shangri La - Youth and Family Services, 36 advocates, Polk County</p> <p>5/18 Fair Housing Hot Topics and Trends, Curry County Board of Realtors, 20 attendees, Curry County</p> <p>*5/23 Fair Housing 101 for Advocate Agenices, 5 attendees, Umatilla County</p> <p>*5/23 Fair Housing 101for Landlords, 5 attendees, Umatilla County</p> <p>5/24 Fair Housing 101 DHS Self-Sufficiency, 20 Advocates, Polk County</p> <p>Period 3</p> <p>07/06 FH 101, Housing Provider - Landlord/PM, Yamhill Community Action Partnership, 27 attendees</p>

		<p>07/06 FH Custom Class- Consumer/Advocate, Yamhill Community Action Partnership, 9 attendees</p> <p>07/17 FH Custom Class - Consumer/Advocate, SPOKES, Klamath Falls, 5 attendees</p> <p>07/20 FH 101 Consumer/Advocate, Klamath Lake Community Action Services, 32 attendees</p> <p>07/19 FH Custom Class - Housing Provider - Realtor(R), Klamath County Realtors Association, 26 attendees</p> <p>07/19 FH Custom Class - Housing Provider - Landlord/PM, Klamath Rental Owners Association, 32 attendees</p> <p>09/08 FH Consumer/Advocates-Housing Specialists, HUD VASH, Social Work Services</p> <p>VA Southern Oregon Rehabilitation Center & Clinics, Klamath Falls and White City- 3 attendees</p> <p>09/18-19 FH Custom Class - Consumer/Advocate, Community Services Consortium and DHS Self-Sufficiency, Newport, 14 attendees</p> <p>Period 4</p> <p>Trainings were completed in Period 3 however non-entitlement areas received additional trainings and education.</p> <p>*10/24 - Community in Action / Fair Housing Basic Training Workshop, Burns, Harney County</p> <p>*11/28 – FH101 for Providers - Treasure Valley Rental Owners Association, Ontario</p> <p>*12/14 – FH101 for consumers/Advocates – Worksource Oregon, Pendleton</p>
--	--	---

<p>10. Screen at least 400 clients from Oregon's non-entitlement jurisdictions with intakes (calls/walk-ins/emails) and evaluate for fair housing issues and jurisdiction.</p> <p>It is anticipated that 35 calls will result in fair housing allegations, requiring further investigation, follow-up action, or formal complaint processing.</p>	<p>The number of clients screened from the non-entitlement areas of the state.</p> <p>The number of calls that resulted in fair housing allegations requiring further investigation, follow-up action or formal complaint processing.</p> <p>(Isidro Reyes, Monica Melgar, Lisa Bailey)</p>	<p>Period 1. 120 inquiries, 17 bonafide allegations</p> <p>Period 2. 127 inquiries, 18 bonafide allegations (247 inquiries, 35 allegations during grant term)</p> <p>Period 3. 105 inquiries, 18 bonafide allegations (352 inquiries, 35 allegations during grant term)</p> <p>Period 4. 88 inquiries, 5 <i>bonafide</i> allegations (440 inquiries, 40 allegations during grant term)</p>
<p>11. Conduct on-going education and outreach communications and provide technical assistance to non-entitlement area jurisdictions related to AFFH.</p> <p>Communications and resources will include email broadcast messages, information on FHCO website and social media channels, and through land use trade association networks. Information will include at least: best practices, model codes and plans, recent legal decisions, and tools available for aiding in creating inclusive communities.</p> <p>Technical assistance will include efforts related to land use planning, development code review, community development and other activities.</p>	<p>Log of communications which includes a summary of information provided and copies of materials or links to information/materials posted/provided and training provided to non-entitlement areas of the state.</p> <p>(Louise Dix)</p>	<p>04/13 – Presentation to Oregon Bankers Association Community Involvement Committee on intersection of AFFH and Community Reinvestment Act and opportunities for local banks to participate in public-private partnerships to develop inclusive communities throughout state. Community involvement officers from Portland, Corvallis, Warrenton, Bend, West Linn, Eugene, and Salem participated in meeting.</p> <p>http://www.ncrc.org/images/cra_in_gentrifying_neighborhoods_web.pdf</p> <p>Period 2</p> <p>04/24 – AFFH presentation to local jurisdiction and housing authority officials at PNW Regional Council of Natl Assoc of Housing and Redevelopment Officials annual conference. Attendees included housing and redevelopment officials from throughout state of Oregon.</p> <p>6/22 GEODC presentation in Burns, Harney County to city and county officials at a Harney County Senior and Community Center's "integrated Housing" initiative meeting.</p> <p>Period 3 - Nothing to report</p> <p>Period 4</p>

		<p>10/2: FHCO was a co-convenor of the Oregon Community Reinvestment Summit in Portland, and FHCO staff member Yoni Kahn-Jochnowitz presented on a panel on tenant's rights. Representatives from non-entitlement jurisdictions, statewide agencies, and rural housing authorities attending the conference included Tillamook County, City of Dayton, Oregon Department of Land Conservation and Development, USDA Rural Development, Mid-Columbia Housing Authority, Umatilla County Housing Authority.</p> <p>12/11: FHCO worked with PAPAs project partners to produce a letter outlining best practices and lessons learned to date from review of PAPAs statewide. Letter will be distributed to planning departments statewide in Jan 2018.</p>
<p>12. Partner with planning and land use professional to review Post Acknowledgement Plan Amendments (PAPAs) submitted to DLCD by jurisdictions to identify zoning and land use proposals with a potentially discriminatory impact.</p> <p>Contact jurisdictions with PAPAs in question and explain the concerns and offer technical assistance.</p>	<p>List of partners, number of PAPAs reviewed, summary of issues identified and technical assistance offered; summary of outcomes by jurisdiction.</p> <p>(Louise Dix)</p>	<p>Period 1. PAPAs from 23 non-entitlement areas were reviewed. 1 jurisdiction adopted our formal letter as a comment. 5 others are also being adopted. Report is attached as FHCO_Period_1_PAPAreport- OBDD-Task 12.doc</p> <p>Period 2. PAPAs from 24 non-entitlement areas were reviewed. Task 12 PAPA review.pdf</p> <p>Period 3 – 39 PAPAs from 12 non-entitlement areas were reviewed</p> <p>Period 4 – 34 PAPAs from 24 non-entitlement areas were reviewed</p>
<p>13. Facilitate at quarterly meetings of FHCO's AFFH advisory panel of representatives of OBDD and OHCS staff, DLCD staff, land use experts, planning experts, and other stakeholders identified</p>	<p>List of participants, dates of meetings, agenda for meetings, and summary of issues discussed and actions recommended</p> <p>(Louise Dix).</p>	<p>Meeting held at FHCO office on 3/16/17</p> <p>Period 2 Meeting held at FHCO office on 6/28</p> <p>Period 3</p> <p>AFFH/Systemic Investigations Committee convened at FHCO offices on September 26th</p> <p>Participants: Allan Lazo, Louise Dix, Susan Lind, Theresa Wingard, Ed Sullivan, Nancy Murray, Mari Valencia, Yoni Kahn, John Van Landingham, Jennifer Bragar</p>

		<p>Period 4</p> <p>AFFH/Systemic Investigations Committee convened at FHCO offices on December 5th</p> <p>Participants: Allan Lazo, Yoni Kahn-Jochnowitz, Theresa Wingard, Louise Dix, Susan Lind, John Van Landingham, Jennifer Bragar, Ellen Johnson, Tom Cusack, Andre Tremoulet, Laurie Hauber</p> <p>Notes are attached as Task #13</p>
14. Promote and distribute FHCO's Age Friendly Communities Toolkit and Inclusionary Communities Toolkit to non-entitlement jurisdictions.	<p>List of communities receiving toolkits</p> <p>(Louise Dix, Eleanor Doyle)</p>	<p>Period 2 No activity for this period</p> <p>Period 3 Toolkits were distributed to the Planning departments in the City of Klamath Falls and Klamath County.</p>

Fair Housing Actions BUSINESS OREGON plans to undertake in 2016 and 2017

Support of Local Fair Housing Efforts

Business Oregon continues to work closely with all of our CDBG recipients to ensure that each of their jurisdictions recognize their responsibilities in this area and know where the resources are to answer questions and provide necessary brochures, posters and presentations. Regional coordinators remain in contact with each recipient through the course of the CDBG-funded project and are able to assist them when necessary.

Local fair housing efforts of state recipients using 2017 funds include but are not limited to: publicizing fair housing laws, participating in local fair housing events, displaying posters, distributing brochures and being a participating sponsor of the Fair Housing Council of Oregon (FHCO) display and training sessions. As we have worked along with FHCO, we have come to understand that many of Oregon's small communities are struggling and it is common to find that municipal planners, attorneys, and building code/development personnel have been eliminated from the budget to reduce personnel expenses as a means to ensure there are funds to cover the more basic needs of the community. These are the individuals who typically have the responsibility to understand fair housing laws and to be aware of local impediments to equal access to opportunity in housing. More often than not, affirmatively furthering fair housing is not even on their radar. Additionally, the citizen commissions/decision-making bodies and elected officials in small communities in Oregon are frequently swayed by neighborhood opinions without regard to the fair housing impacts. This is especially the case in land use decisions and zoning plans and practices. OBDD adjusted our contract with FHCO to enhance more direct work with local municipalities to enhance more education and awareness of Fair Housing in the rural areas.

Actions Taken to Remove Barriers to Affordable Housing

In addition to the activities described above, CDBG funds are used to extend publicly-owned infrastructure to new affordable low- and moderate-income housing, which assists in addressing the obstacle of funding for owner occupied single family housing. CDBG funds also are used by low- and moderate-income homeowners to rehabilitate the homes they occupy.

CDBG funds were used to foster affordable housing by funding supportive public infrastructure for housing projects. CDBG funds, through the housing rehab program, support maintenance of affordable housing that is owned and occupied by a low- and moderate-income homeowner.

Workforce Housing – The State of Oregon, like many other states, is facing a workforce housing crisis. Many Oregonians have decent paying jobs – teachers, nurses, fire fighters, law enforcement, etc. but due to the high cost of housing, are housing burdened, paying well over the recommended 30% of their monthly income on housing or enduring long commutes in order to even find decent, safe and somewhat affordable housing. Due to

this crisis, the Governor's Regional Solutions Team, along with several other state agencies, including Oregon Housing and Community Services and Business Oregon, are collaborative working on solutions to the housing crisis of the "missing middle." After having quite a few meetings with stakeholders including cities, counties, employers and developers, the Workforce Housing Initiative Team put together a Request for Application inviting our stakeholders to submit their funding request, based on the various resources identified by the state agencies, for their workforce housing concept. We are in the final process of identifying projects that will, ultimately, provide much needed housing for the "missing middle". We are optimistic that while this won't completely eliminate the issue that some of the pilot projects will begin to address the need and be something that can be replicated in other areas of the state. While the State Community Development Block Grant funds will not be directly utilized under this Initiative, Business Oregon has another funding source that is available for eligible applicants/projects to assist with the Workforce Housing issue.

Manufactured Housing – Oregon has more than 140,000 manufactured homes in parks and more than half of those (55%) were built before 1980 meaning many are in need of repair. Many, if not most, of the manufactured homes are also owned or rented by low-to-moderate income persons. In 2018, Business Oregon will be providing a \$100,000 incentive for CDBG housing rehabilitation applications where the focus is on repairs to homes in manufactured parks. The maximum request for housing rehabilitation has been \$400,000 but in light of the need, we have added the \$100,000 incentive for a maximum award of \$500,000. We anticipate at least an additional 20 manufactured homes in parks will be assisted with this incentive. In 2019, we are considering a programmatic change that would enable eligible applicants, in cooperation with a non-profit service provider, to request funds for manufactured park acquisition. By implementing this change, we are optimistic that this would free up other funds that could be used to replace the outdated manufactured homes within the park, and preserve the park for affordable housing. We will continue to work with Oregon Housing and Community Services and other stakeholders to develop the programmatic change to have the biggest possible impact on continuing to preserve affordable housing of this type.

The **Oregon Housing and Community Services Department (OHCS)** is active in the promotion of fair housing. They operate many programs, including HOME. Owners of projects assisted by OHCS are required to develop marketing plans that include outreach activities targeted to minorities and other protected classes. The first component of the fair housing planning process is to review impediments to fair housing choice in the public and private sectors.

Other Actions Indicated in the Strategic Plan and the Action Plan and Including A Comparison of the Proposed Versus Actual Outcomes For Each Outcome Measure

Submitted With the Consolidated Plan and Explain, If Applicable, Why Progress Was Not Made Toward Meeting Goals and Objectives.

2017 Outcome and Performance Goal Summary:

This section will be provided in the addendum after completion of the 2017 4th quarter application award

Five Year Outcome and Performance Goal Summary: Table V also, summarizes the outcomes and performance measure requirements and the State's overall progress towards meeting each requirement, during the 5 year reporting period, by project type. This section conforms to the outcome and performance measure requirements identified in the 2016-2020 Consolidated Plan. As this is the second year of the 2016-2020 Consolidated Plan, the information for 2016 and 2017 are what will be reported for this year.

Refer to the Table V for details.

Table V

Program Year 2017 data through December 31, 2017 (Fourth Quarter) and accrued data from January 1, 2017 to December 31, 2017

Note: See notes at the bottom of the table.

Table V will be provided in the addendum after completion of the 2017 4th quarter application award

Describe the Use of CDBG Funds During the Program Year and Assess the Relationship of That Use to the Priorities and Specific Objectives Identified Within the Plan With Special Attention to the Highest Priority Activities That Were Identified

This section will be provided in the addendum after completion of the 2017 4th quarter application award

Variance between Targeted and Awarded Funding in 2016-2020

This section will be provided in the addendum after completion of the 2017 4th quarter application award

Specify the Nature of and Reasons for any Changes in Program Objectives and Indicate How the State Would Change Its Programs As A Result of Its Experiences

This section will be provided in the addendum after completion of the 2017 4th quarter application award

Evaluate the Extent To Which the Program Benefitted Low- And Moderate-Income Persons and Include the Number of Extremely Low-Income, and Moderate-Income Persons Served By Each Activity Where Information on Income By Family Size Is Required to Determine Eligibility of the Activity

This section will be provided in the addendum after completion of the 2017 4th quarter application award

Table VI

Table VI will be updated in the addendum after completion of the 2017 4th quarter application award

Funding Category	Very Low Income	Low Income	Total Benefitted Persons	Moderate Income and below	% LMI
Microenterprise Assistance	Not collected	Not collected	0	0	0
Public Works	Not collected	Not collected	0	0	0
Community Facilities	Not collected	Not collected	0	0	0
Housing Rehabilitation	Not collected	Not collected	0	0	0
Total			0	0	0

Evaluate Progress Toward Meeting The Goals of Providing Affordable Housing CDBG Funds, Including the Number and Types Of Households Served

This section will be provided in the addendum after completion of the 2017 4th quarter application award

A Summary of Any Comments Concerning the Program That Have Been Received From Citizens

The public comment period concluded and BUSINESS OREGON received no public comment regarding the 2017 CDBG PER reports.

A Summary of Activities and Results from Technical Assistance Funding

The state's 2017 program included the use of CDBG funds for the technical assistance allowed by Section 811 of the Housing and Community Development Act of 1992. As of December 31, 2022, all of the 1% - TA funds from the 2016 allocation had been expended.

During 2016 BUSINESS OREGON obligated all the 2012 CDBG 1% and substantially obligated the 2013 CDBG 1% funds for activities.

Table VII**CDBG 1% Balance as of December 31, 2017**

Fiscal Year	Obligated	Unobligated	Total
2008	141,451.00	0	141,451.00
2009	143,939.07	0	143,939.07
2010	143,839.00	0	143,839.00
2011	131,525.00	0	131,525.00
2012	120,039.00	0	120,039.00
2013	121,782.00	0	121,782.00
2014	119,140.00	0.00	119,140.00
2015	83077.5	34,371.50	117,449.00
2016	0	120,557.00	120,557.00
2017	0	119,783.00	119,783.00
Total	1,004,792.57	274,711.50	1,279,504.07

Table V summarizes the CDBG 1% Technical Assistance awards that were made in Program Year 2017 for conference/workshop sponsorship, for local government capacity building associated with CDBG projects. The information below describes all the activities that were funded and the results from that activity.

- **Fair Housing Council of Oregon.** BUSINESS OREGON entered into an amendment of the contract with the Fair Housing Council of Oregon (FHCO) to promote equal access to housing by providing fair housing education, outreach, technical assistance and enforcement opportunities related to federal laws and related Oregon laws. A more detailed description of the results of this funding is described in the 2016 PER report section entitled *“actions taken to affirmatively further fair housing, a summary of impediments, and actions taken to overcome the effects of impediments”*
- **CDBG E-application platform.** Business Oregon entered into contract with an e-application developer, Coastal Cloud LLC to develop a full community based interactive application replacing with a current manual paper based process. This improvements will be implemented for the 2018 application round
- **State Administration.** Starting in FY 2004, states may expend up to \$100,000 +3% of their annual allocation on state administrative costs. In 2006, the state reserved the right to use this flexibility. All CDBG 1% funds used for state administration will be matched 1:1 with funds from the department's Special Public Works Fund. During 2016 none of the CDBG 1% funds were utilized for state administration.

Civil Rights

The state is required to provide data on all applicants and beneficiaries in projects funded from each grant allocation. Information must be reported for each project activity and must indicate the number of persons benefiting by ethnicity and racial groups as defined by U.S. Census.

- **Applicant data**—The proposed applicant data is contained in Table II above.
- **Actual data**—The actual beneficiary data from FFY2016 CDBG funded projects that were administratively closed during 2016 is described and contained in Table VIII below.

Table VIII

RACE GROUP	Total from Grant	Total from Program Income	Combined Total
White not Hispanic	0	0	0
Hispanic	0	0	0
American Indian/Alaskan Native	0	0	0
Black not Hispanic	0	0	0
Asian and Pacific Islander	0	0	0
TOTAL	0	0	0

Ethnicity/Race data is tabulated for all administratively closed or closed projects in the non-entitlement areas of the state using FY 2016 funds. Zero (0) projects awarded in 2016

were administratively closed during the reporting period. Creating a total of 0 projects funded with 2016 funds that are either administratively closed or closed. When 2016 funded projects are administratively closed, the ethnicity/race data will be reported in successive year's PERs 2016 Grant Year Activity Reports as indicated in the table above for each project and totaled for all projects funded with 2016 grant year funds.

Summary of State's Reviews of Recipient's Civil Rights Performance

The state reviews the civil rights performance of its 2017 recipients as part of its regular monitoring procedures. These include either an on-site review or an internal file/desk audit of all projects. A standardized monitoring checklist is used for this process. 2017 grant recipients monitored during the reporting period generally complied with the Civil Rights performance requirements for Community Development Block Grant recipients.

Summary of State and Recipient Actions to Use Minority- and Women-Owned Businesses In Carrying Out CDBG-Funded Activities

The state encourages grantees to make contracts awarded under CDBG grants available to minority- and women-owned businesses. Through the Grant Management Handbook and training given to recipients, the state describes the various ways that contracting opportunities can be made available to minority- and women-owned businesses. Some examples include dividing larger contracts into smaller portions that can be bid on by smaller firms, or directly soliciting proposals or bids from lists of certified minority- and women-owned businesses.

The current Grant Management Handbook (GMH) (2017 version) provides forms that grant recipients use to collect and report their efforts to the state. The updated 2017 GMH continues to contain information and new requirements for housing rehabilitation originally implemented in 2011. Housing Rehabilitation projects must meet the minimum acceptable outreach efforts/**standards** to minority- and women-owned businesses:

- A good faith, comprehensive and continuing endeavor;
- Supported by a statement of public policy and commitment published in the printed media of the widest local circulation;
- Supported by an office/or a key, ranking staff person with oversight responsibilities and access to the chief elected official; and
- Designed to utilize all available and appropriate public and private sector resources.

In addition to meeting the *standards* listed above, these grant recipients are encouraged to use the new **guidelines** contained in the GMH in implementing outreach programs to ensure the inclusion to the maximum extent feasible, of entities owned by minorities and women.

The state will report in future PERs, for each allocation, on the use of minority and women-owned businesses, and on Section 3 activities by its recipients. IFA's 2016 Section 3 Report was submitted to HUD via SPEARS on February 2, 2017.

Equal Employment Opportunity Data for Business Oregon

Business Oregon maintains the employment data required by the Equal Employment Opportunity Commission (EEOC) on an EEO-4 form. The form is not included in this report but is available from the department.

IDISPR28 Financial Summary Report Adjustments

This section will be provided in the addendum after completion of the 2017 4th quarter application award

Additional achievements in 2016

- Business Oregon has successfully closed out PY 2006 and currently proceeding with the closing of PY2008

ADDENDUM

State of Oregon

B-17-DC-41-0001

PART II—NARRATIVE REQUIREMENTS

February 28, 2018 covering 2017 4th quarter application awards

This addendum updates the FY 2017 Part II Narrative Requirements, by showing the actual 2017 fourth quarter awards made during 2018 for the 2017 applications received by December 31, 2017.

Describe the Investment of Available Resources

Amended table I below illustrates the investment of CDBG funds more clearly, but in summary Business Oregon obligated:

- 1) FY2017 annual grant \$11,978,330
- 2) Prior year recaptured funds \$97,314

After the fourth quarter awards, the state obligated its Program Year 2017 funds for activities in accordance, as much as possible, with the targets set in the *2017 Annual Action Plan for the Oregon Consolidated Plan*. The state exceeded the annual allocation funding targets in the following categories:

- Housing Rehabilitation: Target was 25% and during 2012 the state obligated 31.24%.
- Community Facilities: Target was 20% and during 2017 4th quarter the state obligated 21.97%.

The state did not exceed the annual allocation funding targets in the following categories:

- Microenterprise Assistance: Target was 2% and during 2017 4th quarter the state obligated 0.54%.
- Public Works: Target was 53% and during 2017 the state obligated 46.25%.

As of March 1, 2017, \$10,146,769 of the 2017 Program Year funds were obligated in accordance with the *2017 Method of Distribution* within the 15-month Timely Distribution period.

TABLE I-ADDENDUM

	2017 Annual Allocation and Targets		OBLIGATED	2017 Allocation awarded to project	2017 program income	2017 Recaptured Grant Repayment	2016 unobligated program funds	2016 and prior year unobligated recaptured funds	TOTAL OBLIGATED after 4th quarter application round (2/28/18) AND ASSOCIATED PERCENTAGE	
Category	Amount	%		Amount	Amount	Amount	Amount	Amount	Amount	%
Microenterprise Assistance	\$230,380	2%	Obligated by 12-31-17					\$55,000.00	\$55,000.00	0.54%
Public Works	\$6,105,059	53%	Obligated by 12-31-18	\$4,738,112.00					\$4,738,112.00	46.25%
Public/Community Facilities	\$2,303,796	20%	Obligated by 12-31-19	\$2,250,971.00					\$2,250,971.00	21.97%
Housing Rehabilitation	\$2,879,745	25%	Obligated by 12-31-20	\$3,157,686				\$42,314.00	\$3,200,000.00	31.24%
Total	\$11,518,980	100%		\$10,146,769.00	\$0.00	\$0.00	\$0.00	\$97,314.00	\$10,244,083.00	100%
Total Available to Obligate in 2017 (total annual allocation +PI+RGR+Prior year unobligated)	\$11,616,294.00		Including (\$97,314) prior year recaptured funds							
Total Obligated for PY2017	\$10,244,083.00									
Unobligated	1,372,211.00									



State of Oregon

B-17-DC-41-0001

PART I—NARRATIVE REQUIREMENTS - ADDENDUM

Variance between Targeted and Awarded Funding in 2017

The 2017 Method of Distribution (MOD) identifies that OBDD-IFA intended to award funds according to the target percentages but OBDD-IFA is not obligated to award all the funds targeted to each category, i.e. if a sufficient number of projects are not awarded in a particular category, applications in other categories may be funded. Each calendar quarter OBDD-IFA will conduct a quarterly target review and determine if funds need to be moved from one category to another to address program needs.

At each calendar quarter the need for the program, based upon the complete applications received was reviewed against the targeted percentages. OBDD-IFA varied from the funding targets, in accordance with the 2017 MOD, and for the following reasons:

The state of Oregon has no control over the type and quantity of applications submitted for funding under the program. As of December 31, 2017 the State received fourteen applications totaling of \$ 10,244,083. Out of all applications received none was returned and we were able to fund all of the applicants.

- During 2013 to 2016 the state saw an increase in the demand for community facilities and public works projects. This increase continued through 2017. This upward trend was caused by improvement of the economic conditions that gives a little boost in the capacity to undertake large projects to address the community needs.

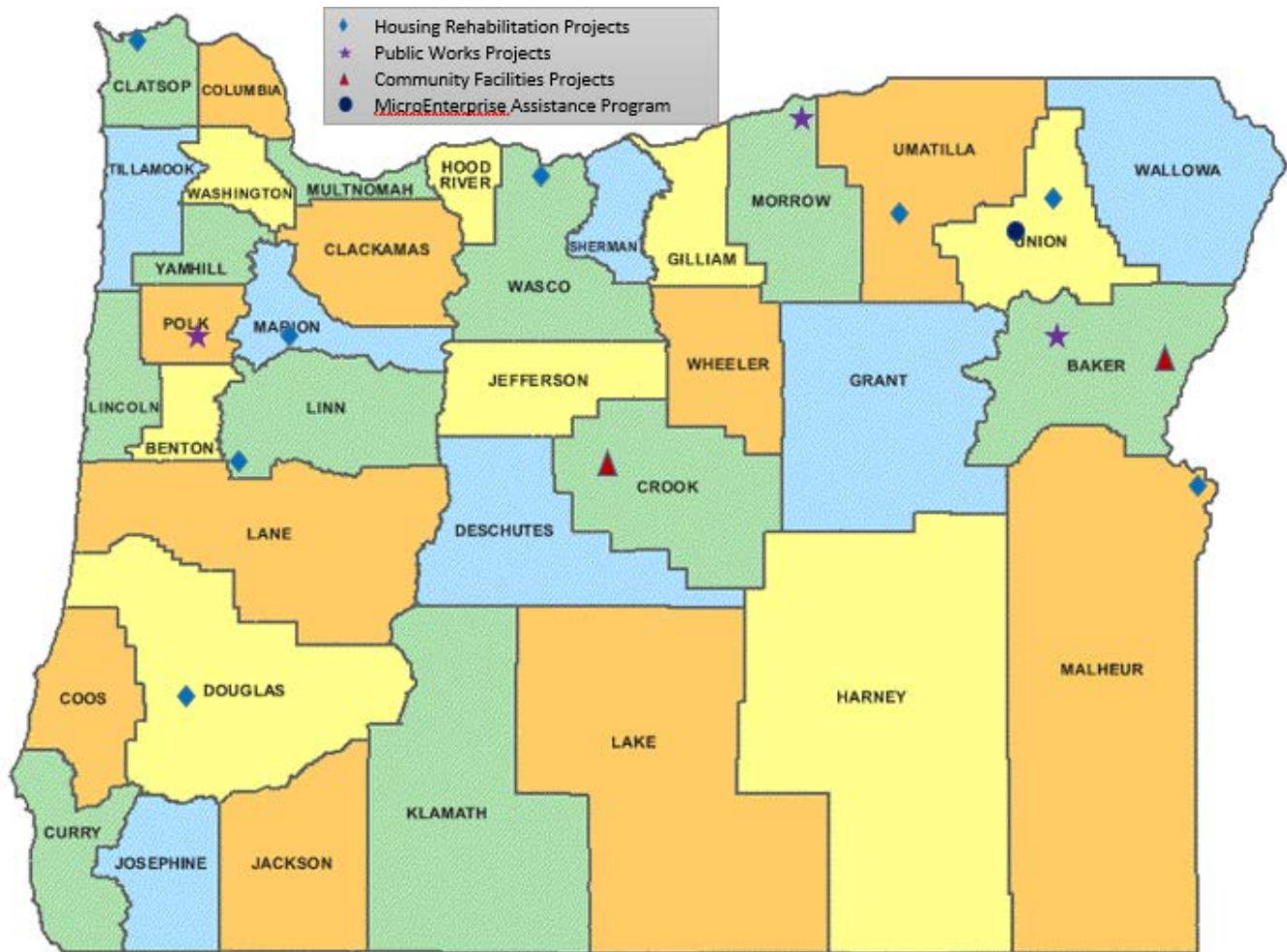
As of February 28, 2018 \$10,146,769.00 of the 2017 Program Year funds were obligated and left \$1,372,211 to be included in the 2018 application round which will open in May 2018-July 2018. In total the projected obligation for the FY 2017 funds were obligated in accordance with the *2017 Method of Distribution*. We are confident that the remaining 41,372,211 will be able to fit within the 15-month Timely Distribution period.

Geographic Distribution and Location of Investments

Refer to the following map for the 2017 CDBG program obligations. The state of Oregon has no control over the type and quantity of applications submitted for funding under the program or their geographic location. Awards were made as follows:

- **Microenterprise Assistance** – City of La Grande
- **Public Works** – City of Irrigon, City of Falls City, City of Haines

- **Public/Community Facilities** – Baker County, City of Prineville
- **Housing Rehabilitation** – City of The Dalles, City of Harrisburg, City of Pilot Rock, City of Stayton, City of Ontario, City of Roseburg, City of Astoria and Union County



The Families and Persons Assisted (including the racial and ethnic status of persons assisted)

Project #	Grantee	Project	# housing units	Total Persons	Total LMI Persons	White – not Hispanic	Hispanic	Black, not Hispanic	American Indian/ Alaskan native	Asian	Native Hawaiian & Pacific Islander	Two or more Races
P17003	City of Haines	Water System Improvements – Construction		480	271	455	8	3	5	3	4	2
P17004	City of Falls City	Wastewater System Improvements – Design		437	241	347	82	7	1			
P17005	City of Irrigon	Wastewater System Improvements – Design & Construction		2249	1156	1102	960	15	134	24	14	
C17006	City of Prineville	Senior Center/Food Bank Design & Construction		1347	1347	1249		3	19	7	1	68
C17007	Baker County	Eagle Valley Fire Protection District Fire Station, Design & Construction		638	330	622			8	7	1	
H17008	City of The Dalles	Housing Rehabilitation Program	32	64	64	44	15		1	1	1	2
H17009	City of Harrisburg	Housing Rehabilitation Program	12	36	36	33	3					
H17010	City of Pilot Rock	Housing Rehabilitation Program	20	66	66	56	4		2			4
H17011	City of Stayton	Housing Rehabilitation Program	30	68	68	60	5		2	1		0
H17012	City of Ontario	Housing Rehabilitation Program	24	50	50	22	25					3
H17013	City of Roseburg	Housing Rehabilitation Program	30	32	32	28	2		1			1
H17014	City of Astoria	Housing Rehabilitation Program	22	65	65	51	8		2	4		
H17015	Union County	Housing Rehabilitation Program	20	35	35	31	3				1	
M17016	City of La Grande	MicroEnterprise Assistance Program		40	21	40						
TOTAL			190	5607	3782	4140	1115	28	175		22	80

Activities to Address Homelessness, Chronic Homelessness and Persons with Special Needs

Funding homeless shelters, shelters for victims of domestic violence and person with special needs are one of the priorities of the Oregon CDBG program. There were one CDBG projects awarded in PY2017 or assisted with FFY2017 funds for person with special needs under Community Facilities Senior Centers/Food Bank in the area of Prineville which will serve the whole Crook County

2017 Outcome and Performance Goal Summary:

Table V, summarizes the outcomes and performance measure requirements and the states progress towards meeting each requirement, by project type. This section of the 2017 PER conforms to the outcome and performance measure requirements identified in the 2016-2020 Consolidated Plan. Since the actual number funded is based upon the awards made during the program year, the final actual outcomes/accomplishments from each grant awarded by the state will be collected when the grant activities are complete and the grant contract between the city / county and the state is administratively closed and will be reported in IDIS at that time. In summary it is estimated 5,191 Oregonians will benefit from the activities funded under the CDBG program in PY2017 of which 3,366 (64.84%) will be low and moderate income. An abbreviated summary of the State's achievements through the end of 4th quarter application round which was awarded on February 28th, 2018 are:

- The state met or exceeded the annual goals for Public Works; SL1 Community Facilities; SL3 Community Facilities and Community Capacity Technical Assistance and Housing Rehabilitation.
- The state did not meet the goals for Microenterprise Assistance; DH1 Community Facilities;
- 1 microenterprise project will be assisted; accomplishment will be reported upon completion.
- 4 water and wastewater systems were funded.
- 190 housing units will be rehabilitated.
- The CDBG program leveraged \$3,290,797 in matching funds.
- Seven capacity building activities were conducted where 73 persons benefitted

Five Year Outcome and Performance Goal Summary: Table V also, summarizes the outcomes and performance measure requirements and the State's overall progress towards meeting each requirement, during the 5 year reporting period, by project type. This section conforms to the outcome and performance measure requirements identified in the 2016-2020 Consolidated Plan. As this is the second year of the 2016-2020 Consolidated Plan, the information for 2016 and 2017 are what will be reported for this year.

Refer to the Table V for details.

Table V**Program Year 2017 data through December 31, 2017****Note: See notes at the bottom of the table.**

Program Year 2017 Data				OUTCOMES [See note #1 below]				
Outcome/ Objective	Funding Category	Performance Indicators [See note #2 below]	Actual Number Funded in 2017	Total Number Funded by 12-31-20	Short Term Annual Goal	Actual Number Funded in 2017 and % of Annual Goal Achieved	Long Term Goal by 12-31- 2020	Actual Number Funded by 12-31-20 and % of Five Year Goal Achieved
SL3	Public Works – Water/Wastewater	Number Systems Assisted	3	7	Fund 2 systems per year	3 (150%)	Assist 10 systems	7 (70%)
		Total Persons Assisted	3,166	5,658				
		Total LMI Persons Assisted	1,668	3,598				
		Funds Leveraged	\$3,213,265	\$4,785,710				
SL1/SL3/DH1	Public/Community Facilities (fire stations, libraries, senior centers, food banks, family resource centers, community centers) (SL1) Public/Community Facilities (drug and alcohol treatment, head starts, mental health, health clinics, shelters/ workshops for persons with disabilities (SL3) Public/Community Facilities (domestic violence shelters, emergency/homeless shelters (DH1)	Total Facilities Assisted	2	5	Fund 1.5 projects per year	2 (133%)	Assist 7.5 facilities	5 (66%)
		Total Persons Assisted	1985	3,653				
		Total LMI Persons Assisted	1677	3,269				
		Funds Leveraged	\$77,532	\$2,991,713				
DH3	Housing Rehabilitation	Total Number of Units rehabbed	190	492	Fund 6 projects per year	8 (133%)	Fund 30 projects	12 (40%)
		Funds Leveraged	\$0					

2022 CDBG PER—Program Year 2017 Report ADDENDUM

EO3	Public Services-Microenterprise Asisstance	Total Microenterprises Assisted	40	66	Fund 3 projects per year.	1 (33%)	Fund 15 projects	2 (13%)
		Tota LMI Microenterprises Assisted	21	6,867				
		Funds Leveraged	0	\$0				
SL3	Emergency Projects	The Department does not anticipate future disasters but will ensure that if a bona fide disaster occurs in the future the projects will meet the CDBG program requirements and will be reported accordingly.						
N/A	Community Capacity/Technical Assistance	Number of Training Events Held	7	10	Fund 3 per year	7 (233%)	15 capacity building activities funded	10 (66%)
		Number of Attendee's	73	374				

Note #1 - Outcomes - Actual Number Funded – The actual number funded is based upon the awards made during the program year. The final actual outcomes/accomplishments from each grant awarded by the state will be collected when the grant activities are complete and the grant contract between the city/county and the state is administratively closed and will be reported in IDIS as part of the CAPER.

Each grant recipient is allowed a specified period of time to complete the CDBG funded activities and this time period varies by type of grant. This time period is referred to as the Project Completion Date (PCD). The state allows PCD extensions if the local circumstances warrant the extensions. Each PCD extension is reviewed on a case by case basis. A summary of the standard PCD time periods are:

- 1 year PCD – Applies to microenterprise assistance grants and housing center grants.
- 2 year PCD – Planning grants, final design only grants, construction only grants, off-site infrastructure grants and housing rehabilitation grants.
- 3 year PCD – Final design and construction activities combined into one grant.

Note #2 - The state may select activities/priorities for the 2016-2020 CDBG program from the table above. The proposed outcome and performance measure requirements, performance indicators and the short and long term goals for each activity will only be triggered, if the activity is actually offered by the program.

Describe the Use of CDBG Funds During the Program Year and Assess the Relationship of That Use to the Priorities and Specific Objectives Identified Within the Plan With Special Attention to the Highest Priority Activities That Were Identified

CDBG activities that have had a substantial impact on identified needs are the public works activities and community facility activities which were identified as high priority projects in the 2016-2020 Consolidated Plan. Twenty one point ninety seven (21.97%) of the CDBG funds awarded in 2017 were for Community Facilities projects that will benefit 1,677 persons, forty six point twenty five percent (46.25%) for Public Works projects will benefit 1,668 persons and thirty one point twenty four percent (31.24%) of the CDBG funds awarded in 2017 were for housing rehabilitation projects that will benefit 416 persons and rehabilitate 190 housing units. Refer to Table's I, V and VI for more details.

The indicators for CDBG need are identified by the type and number of applications received for funding in 2017. Based upon the number of applications received public works, community facilities and housing rehabilitation are of the highest need. Oregon funded:

- 3 public works projects
- 2 community facility projects;
- 8 housing rehabilitation projects and,
- 1 microenterprise project

The state obligated its Program Year 2017 funds for activities in accordance, as much as possible, with the targets set in the *2017 Annual Action Plan for the Oregon Consolidated Plan*.

The state exceeded the annual allocation funding targets in the following category:

- Housing Rehabilitation: Target was 25% and during 2017 the state obligated 31.24%.
- Community Facilities: Target was 20% and during 2017 the state obligated 21.97%.

The state did not exceed the annual allocation funding targets in the following categories:

- Microenterprise Assistance: Target was 2% and during 2017 the state obligated 0.54%
- Public Works: Target was 53% and during 2017 the state obligated 46.25%.

For the last several years, since 2006 the barrier that resulted in a negative impact to the program was not something that can be remedied by IFA. Cities and counties were reluctant to apply for funds for a project due to the fact they were unable to secure additional project funds due to the economy. Many communities due to budget cuts had to cut staff and have lost the capacity to administer the complex CDBG grants at the local level.

During 2017 Business Oregon went through a major re-structuring in which the agency is moving towards a more focused regionalized service model that broke down the silos between Business and Infrastructure part of the Agency. The restructuring was done in mid 2017 and the agency was in the transition mode until the end of the year which was also the due time for the 4th quarter CDBG application round. New personnel are assuming their newly adjusted position in which not allowing sufficient time to work with potential applicants and develop projects to be moving to ready to proceed condition. One of the area that is not affected by the restructuring was the Housing Rehabilitation Program, which impact could be shown in the number of application submitted and the percentage of fund awarded.

Since 2012, regardless of these barriers the state is still seeing an increase in demand for the CDBG program. As we speak, the State is seeing the number of projects and potential applicants that move forward in the past couple of months indicating interest to move forward for CDBG funding in the upcoming application which will start in May and end in July 31, 2018.

The state's CDBG program continues to alleviate the effects of the economy by creating jobs, assisting microenterprises, improving infrastructure, providing housing rehabilitation, and constructing essential community facilities. The primary obstacle in successfully addressing the demands remain in the lack of funding. Federal and state funding are simply not enough to meet demand, even when coordinating funding for infrastructure projects with other agencies such as the US Department of Agriculture's Rural Utility Service, Oregon Department of Environmental Quality, the Environmental Protection Agency, the lottery funded Special Public Works Fund and Water/Wastewater Financing Program and others.

Variance between Targeted and Awarded Funding in 2016-2020

The Method of Distribution (MOD) identifies that OBDD-IFA intended to award funds according to the target percentages but OBDD-IFA is not obligated to award all the funds targeted to each category, i.e. if a sufficient number of projects are not awarded in a particular category, applications in other categories may be funded. Each calendar quarter OBDD-IFA conducted a quarterly target review and determine if funds need to be moved from one category to another to address program needs.

At each calendar quarter the need for the program, based upon the complete applications received was reviewed against the targeted percentages. OBDD-IFA varied from the funding targets, in accordance with the applicable MOD, and for the following reasons:

- The state of Oregon has no control over the type and quantity of applications submitted for funding under the program. Regardless the outreach and training effort regionally, the State has emphasize on the readiness for the projects and the parties involved in the to move forward with well-developed projects which limit the projects that are ready to move forward for funding in the open quarter application round
- Demand for community facilities and public works projects has significantly increased throughout the five years. This upward trend was caused by increase in

regulatory agencies requirements for the improvement of aging and failing system. The improvement of the economy conditions has provided little boost in the capacity to undertake large projects to address the community needs. Subsequently the demand for MicroEnterprise assistance has sharply decreased, while Housing Rehabilitation program is showing increase in interest.

- The State undergone a major restructuring and refocusing of the service delivery format. Which timing hinder the ability to fully work through project development for projects to be ready to move forward for funding application.

Specify the Nature of and Reasons for any Changes in Program Objectives and Indicate How the State Would Change Its Programs As A Result of Its Experiences

Business Oregon made a few adjustments to the CDBG strategies under 2016-2020 Consolidated plan, which is adjusting the allocation and goal composition to the projects that are trending upwards based on the historical performance.

- After assessing the variance between targeted and awarded in 2016-2020:

- Business Oregon is utilizing the historical data of demand and the trend of funds availability in the development of 2016-2020 Consolidated Plan goals to a more achievable target.
- Business Oregon will proceed with the assessment to evaluate level of marketing and outreach to projects to achieve the newly set goals. We identified several outreach efforts through the restructuring of the agency's service delivery model alongside with Governor's Regional Solution Teams throughout the 10 regions in the state. Business Oregon will continuously proceed with the outreach efforts by actively marketing the program through all different efforts such as involvements in the League of Oregon Cities and Association of Oregon Counties.
- Business Oregon keep moving forward on technical assistance to enhance the performance of all programs for our applicants to implementation through trainings, implementation tool development (electronic application) and one-on-one assistance.

Evaluate the Extent To Which the Program Benefitted Low- And Moderate-Income Persons and Include the Number of Extremely Low-Income, and Moderate-Income Persons Served By Each Activity Where Information on Income By Family Size Is Required to Determine Eligibility of the Activity

For the selected benefit period (2015-2016-2017), 100% of the state's CDBG funds were obligated to activities benefiting low- and moderate-income persons. Of the funds obligated under the state's 2017 program, 100% of the project funds benefit low- and moderate-income persons.

The 2017 unobligated re-paid recaptured grant funds and unobligated FY2017 funds were not included in the calculation for overall program benefit to low and moderate income persons.

Of the CDBG awards made during the 2017 program year, the projects are proposed to benefit 5,607 persons of which 3,782 or 67% will be low and moderate income. Refer to Table V above and Table VI below for details.

Table VI

Funding Category	Very Low Income	Low Income	Total Benefitted Persons	Moderate Income and below	
Miroenterprise Assistance	Not collected	Not collected	40	21	53%
Public Works	Not collected	Not collected	3,166	1,668	53%
Community Facilities	Not collected	Not collected	1985	1677	84%
Housing Rehabilitation	Not collected	Not collected	416	416	100%
Total	N/A	N/A	5607	3782	67%

Evaluate Progress towards Meeting the Goals of Providing Affordable Housing CDBG Funds, Including the Number and Types of Households Served

During 2017 Business Oregon funded housing rehabilitation projects that are proposed to benefit 190 households, of which 416 persons will benefit and 100% will be low and moderate income.

A Summary of Any Comments Concerning the Program That Have Been Received From Citizens

The public comment period concludes on May 17, 2018 and BUSINESS OREGON received no public comment regarding the 2017 CDBG PER reports.

Civil Rights

The state is required to provide data on all applicants and beneficiaries in projects funded from each grant allocation. Information must be reported for each project activity and must indicate the number of persons benefiting by ethnicity and racial groups as defined by U.S. Census.

- **Applicant data**—The proposed applicant data is contained in Table II above.

- **Actual data**—The actual beneficiary data from FFY2016 CDBG funded projects that were administratively closed during 2017 is described and contained in Table VIII below.

Table VIII

RACE GROUP	Total from Grant	Total from Program Income	Combined Total
White not Hispanic	3,244	0	3,244
Hispanic	1,142	0	1,142
American Indian/Alaskan Native	104	0	104
Black not Hispanic	33	0	33
Pacific Islander	64	0	64
Two or more race	189		189
TOTAL	4,776	0	4,776

Ethnicity/Race data is tabulated for all administratively closed or closed projects in the non-entitlement areas of the state using FY 2018 funds. Zero (0) projects awarded in 2017 were administratively closed during the reporting period. When 2017 funded projects are administratively closed, the ethnicity/race data will be reported in successive year's PERs 2017 Grant Year Activity Reports as indicated in the table above for each project and totaled for all projects funded with 2017 grant year funds.

Summary of State's Reviews of Recipient's Civil Rights Performance

The state reviews the civil rights performance of its 2017 recipients as part of its regular monitoring procedures. These include either an on-site review or an internal file/desk audit of all projects. A standardized monitoring checklist is used for this process. 2017 grant recipients monitored during the reporting period generally complied with the Civil Rights performance requirements for Community Development Block Grant recipients.

Summary of State and Recipient Actions to Use Minority- and Women-Owned Businesses In Carrying Out CDBG-Funded Activities

The state encourages grantees to make contracts awarded under CDBG grants available to minority- and women-owned businesses. Through the Grant Management Handbook and training given to recipients, the state describes the various ways that contracting opportunities can be made available to minority- and women-owned businesses. Some examples include dividing larger contracts into smaller portions that can be bid on by smaller firms, or directly soliciting proposals or bids from lists of certified minority- and women-owned businesses.

The current Grant Management Handbook (GMH) (2017 version) provides forms that grant recipients use to collect and report their efforts to the state. The updated 2017 GMH continues to contain information and new requirements for housing rehabilitation

originally implemented in 2011. Housing Rehabilitation projects must meet the minimum acceptable outreach efforts/**standards** to minority- and women-owned businesses:

- A good faith, comprehensive and continuing endeavor;
- Supported by a statement of public policy and commitment published in the printed media of the widest local circulation;
- Supported by an office/or a key, ranking staff person with oversight responsibilities and access to the chief elected official; and
- Designed to utilize all available and appropriate public and private sector resources.

In addition to meeting the *standards* listed above, these grant recipients are encouraged to use the new **guidelines** contained in the GMH in implementing outreach programs to ensure the inclusion to the maximum extent feasible, of entities owned by minorities and women.

The state will report in future PERs, for each allocation, on the use of minority and women-owned businesses, and on Section 3 activities by its recipients. IFA's 2017 Section 3 Report was submitted to HUD via SPEARS on February 2, 2017.

Equal Employment Opportunity Data for Business Oregon

Business Oregon maintains the employment data required by the Equal Employment Opportunity Commission (EEOC) on an EEO-4 form. The form is not included in this report but is available from the department.

IDISPR28 Financial Summary Report Adjustments

Adjustment to include the Technical Assistance will be done to record the allocation of \$119,783.

Line 59 was almost adjusted to show the overall low and moderate income benefit period of 2015-2018

Additional achievements in 2017

- Business Oregon has successfully closed out PY 2006 and PY2008

											Proposed			Actual											
Project #	Grantee	Project Name	Status	Activity	Activity Amount	Program Mgmt. (PM)	Admin. (LA)	Project Total	Purpose	Natl Obj	# of Unit	Total # of Person	Total # of LMI	# of Unit	Total # of Person	Total # of L/M	White, not Hispanic	Hispanic	American Indian / Alaskan Native	Black, not Hispanic	Asian / Pacific Islander	Other two or more races	Female HH		
H17014	Astoria	Housing Rehabilitation Program	AC	Housing Rehabilitation	\$ 299,849.00	\$ 63,326.00	\$ 24,179.00	\$ 387,354.00	HR	LMI	22	65	65	23											
C17007(17, 18, 19)	Baker County	Eagle Valley Fire Protection District Fire Station, Design & Construction	AC	Public Facility	\$ 1,253,700.00		\$ 35,000.00	\$ 1,288,700.00	PF	LMI		638	330	0	638	329	622	17	8	8	0	10			
P18003 (16,17,18)	Chiloquin	Wastewater System Improvements - Design	AC	Sewer	\$ -			\$ -	\$ -	Accomplishments reported in 2018															
H17009	City of Harrisburg	Housing Rehabilitation Program	AC	Housing Rehabilitation	\$ 310,000.00	\$ 65,000.00	\$ 25,000.00	\$ 400,000.00	HR	LMI	12	36	36	7	10	10	7					3			
C18014 (17, 18, 20)	Dayville	Community Center	AC	Public Facility	\$ 23,517.00			\$ 23,517.00																	
P17004 (17, 19, 20)	Falls City	Wastewater System Improvements – Design	AC	Sewer	\$ 347,564.00		\$ 25,000.00	\$ 372,564.00	PF	LMI		437	241												
P17003	Haines	Water System Improvements – Construction	AC	Water	\$ 1,888,112.00		\$ 20,000.00	\$ 1,908,112.00	PF	LMI		480	271		416	226	393	6	15		2				
H18007	Harney County	Housing Rehabilitation Program	AC	Housing Rehabilitation	\$ 305,000.00	\$ 70,000.00	\$ 25,000.00	\$ 400,000.00	HR	LMI	25	58	58	20	48	48	42		1			5			
H18006	Independence	Housing Rehabilitation Program	AC	Housing Rehabilitation	\$ 300,000.00	\$ 75,000.00	\$ 25,000.00	\$ 400,000.00	HR	LMI	23	63	63	42	42	42	36			5		1	18		
M18008	Independence	MicroEnterprise Assistance	AC	MicroE	\$ 32,093.00			\$ 32,093.00	PS	LMI		39	20		13	11	8	5							
P17005	Irrigon	Wastewater System Improvements – Design & Construction	AC	Sewer	\$ 2,465,000.00		\$ 35,000.00	\$ 2,500,000.00	PF	LMI		2249	1156		2053	1055	898	929	57	16	60	93			
C16009 (12,13,16, 17)	Josephine County	Senior Center (Design/Construction)	AC	Public Facility	\$ 310,028.00			\$ 310,028.00	PF	LM	Accomplishments reported in 2016														
P19003	North Powder	Wastewater System Improvements - Design	AC	Public Works	\$ 26,360.00		\$ -	\$ 26,360.00		LMI	Accomplishments reported in 2019														
P20004	Ontario	Wastewater System Improvements - Construction	AC	Public Works	\$ 28,182.00			\$ 28,182	Accomplishments reported in 2019																
H17012	Ontario	Housing Rehabilitation Program	AC	Housing Rehabilitation	\$ 300,000.00	\$ 57,686.00		\$ 357,686.00	HR	LMI	24	50	50	27	64	64	19	44		1					
H17010	Pilot Rock	Housing Rehabilitation Program	AC	Housing Rehabilitation	\$ 315,000.00	\$ 60,000.00	\$ 25,000.00	\$ 400,000.00	HR	LMI	20	66	66												
C17006 (17, 18)	Prineville	Senior Center/Food Bank Design & Construction	AC	Public Facility	\$ 927,271.00		\$ 35,000.00	\$ 962,271.00	PF	LMI		1347	1347		1347	1347	1124	125	19	3	1	75			
H17013	Roseburg	Housing Rehabilitation Program	AC	Housing Rehabilitation	\$ 309,994.00	\$ 65,000.00	\$ 25,000.00	\$ 399,994.00	HR	LMI	30	32	32	32	32	32	28	1	2			2			
H17011	Stayton	Housing Rehabilitation Program	AC	Housing Rehabilitation	\$ 315,000.00	\$ 65,000.00	\$ 20,000.00	\$ 400,000.00	HR	LMI	30	68	68	35	35	35	3						16		
C18005 (17, 18)	St.Helen	Food Bank Design-Construction	AC	Public Facility	\$ 122,119.00			\$ 122,119.00	CF	LMI	Accomplishments reported in 2018														
H17008	The Dalles	Housing Rehabilitation Program	AC	Housing Rehabilitation	\$ 320,000.00	\$ 68,750.00	\$ 11,250.00	\$ 400,000.00	HR	LMI	32	64	64	24	55	55	21	9	2		1				
H17015	Union Couty	Housing Rehabilitation Program	AC	Housing Rehabilitation	\$ 310,000.00	\$ 65,000.00	\$ 25,000.00	\$ 400,000.00	HR	LMI	20	35	35	23	23	23	22	1					10		
					\$ 10,508,789.00	\$ 654,762.00	\$ 355,429.00	\$ 11,518,980.00			216	5662	3837	210	4776	3277	3223	1137	104	33	64	189	44		
								\$11,518,980.00																	
Total to Obligate							\$0.00																		

Annual allocation for projects: \$11,518,980.00

U.S. Department of Housing and Urban Development
Office of Community Planning and Development
Integrated Disbursement and Information System
State of Oregon
Performance and Evaluation Report
For Grant Year 2017
As of 01/17/2023
Grant Number B17DC410001

DATE: 01-17-23
TIME: 12:46
PAGE: 1

Part I: Financial Status

A. Sources of State CDBG Funds

1)	State Allocation	\$11,978,330.00
2)	Program Income	
3)	Program income receipted in IDIS	\$0.00
3 a)	Program income receipted from Section 108 Projects (for SI type)	\$0.00
4)	Adjustment to compute total program income	\$0.00
5)	Total program income (sum of lines 3 and 4)	\$0.00
6)	Section 108 Loan Funds	\$0.00
7)	Total State CDBG Resources (sum of lines 1,5 and 6)	\$11,978,330.00

B. State CDBG Resources by Use

8)	State Allocation	
9)	Obligated to recipients	\$11,978,330.00
10)	Adjustment to compute total obligated to recipients	\$0.00
11)	Total obligated to recipients (sum of lines 9 and 10)	\$11,978,330.00
12)	Set aside for State Administration	\$339,567.00
13)	Adjustment to compute total set aside for State Administration	\$0.00
14)	Total set aside for State Administration (sum of lines 12 and 13)	\$339,567.00
15)	Set aside for Technical Assistance	\$119,783.00
16)	Adjustment to compute total set aside for Technical Assistance	\$0.00
17)	Total set aside for Technical Assistance (sum of lines 15 and 16)	\$119,783.00
18)	State funds set aside for State Administration match	\$239,567.00

2017	<i>State of Oregon Notes</i>	
<i>Obligated:</i>	<i>11,518,980.00</i>	<i>(PR-57)</i>
<i>Unobligated</i>	<i>0.00</i>	
<i>State Admin:</i>	<i>339,567</i>	
<i>TA 1% :</i>	<i>119,783</i>	
TOTAL	11,978,330.00	<i>(match the state allocation)</i>

U.S. Department of Housing and Urban Development
Office of Community Planning and Development
Integrated Disbursement and Information System
State of Oregon
Performance and Evaluation Report
For Grant Year 2017
As of 01/17/2023
Grant Number B17DC410001

DATE: 01-17-23
TIME: 12:46
PAGE: 2

19)	Program Income	
20)	Returned to the state and redistributed	
20 a)	Section 108 program income expended for the Section 108 repayment	
21)	Adjustment to compute total redistributed	\$0.00
22)	Total redistributed (sum of lines 20 and 21)	\$0.00
23)	Returned to the state and not yet redistributed	\$0.00
23 a)	Section 108 program income not yet disbursed	\$0.00
24)	Adjustment to compute total not yet redistributed	\$0.00
25)	Total not yet redistributed (sum of lines 23 and 24)	\$0.00
26)	Retained by recipients	\$0.00
27)	Adjustment to compute total retained	\$0.00
28)	Total retained (sum of lines 26 and 27)	\$0.00
C.	Expenditures of State CDBG Resources	
29)	Drawn for State Administration	\$339,567.00
30)	Adjustment to amount drawn for State Administration	\$0.00
31)	Total drawn for State Administration	\$339,567.00
32)	Drawn for Technical Assistance	\$119,783.00
33)	Adjustment to amount drawn for Technical Assistance	\$0.00
34)	Total drawn for Technical Assistance	\$119,783.00
35)	Drawn for Section 108 Repayments	\$0.00
36)	Adjustment to amount drawn for Section 108 Repayments	\$0.00
37)	Total drawn for Section 108 Repayments	\$0.00
38)	Drawn for all other activities	\$11,518,980.00
39)	Adjustment to amount drawn for all other activities	\$0.00
40)	Total drawn for all other activities	\$11,518,980.00

U.S. Department of Housing and Urban Development
Office of Community Planning and Development
Integrated Disbursement and Information System
State of Oregon
Performance and Evaluation Report
For Grant Year 2017
As of 01/17/2023
Grant Number B17DC410001

DATE: 01-17-23
TIME: 12:46
PAGE: 3

D. Compliance with Public Service (PS) Cap

41)	Disbursed in IDIS for PS	\$122,119.00
42)	Adjustment to compute total disbursed for PS	\$0.00
43)	Total disbursed for PS (sum of lines 41 and 42)	\$122,119.00
44)	Amount subject to PS cap	
45)	State Allocation (line 1)	\$11,978,330.00
46)	Program Income Received (line 5)	\$0.00
47)	Adjustment to compute total subject to PS cap	\$0.00
48)	Total subject to PS cap (sum of lines 45-47)	\$11,978,330.00
49)	Percent of funds disbursed to date for PS (line 43 / line 48)	1.02%

E. Compliance with Planning and Administration (P/A) Cap

50)	Disbursed in IDIS for P/A from all fund types - Combined	\$694,996.00
51)	Adjustment to compute total disbursed for P/A	\$0.00
52)	Total disbursed for P/A (sum of lines 50 and 51)	\$694,996.00
53)	Amount subject to Combined Expenditure P/A cap	
54)	State Allocation (line 1)	\$11,978,330.00
55)	Program Income Received (line 5)	\$0.00
56)	Adjustment to compute total subject to P/A cap	\$0.00
57)	Total subject to P/A cap (sum of lines 54-56)	\$11,978,330.00
58)	Percent of funds disbursed to date for P/A (line 52 / line 57) Combined Cap	5.80%
59)	Disbursed in IDIS for P/A from Annual Grant Only	\$694,996.00
60)	Amount subject the Annual Grant P/A cap	
61)	State Allocation	\$11,978,330.00
62)	Percent of funds disbursed to date for P/A (line 59 / line 61) Annual Grant Cap	5.80%

U.S. Department of Housing and Urban Development
Office of Community Planning and Development
Integrated Disbursement and Information System
State of Oregon
Performance and Evaluation Report
For Grant Year 2017
As of 01/17/2023
Grant Number B17DC410001

DATE: 01-17-23
TIME: 12:46
PAGE: 4

Part II: Compliance with Overall Low and Moderate Income Benefit

63) Period specified for benefit: grant years 2015 – 2017

64) Final PER for compliance with the overall benefit test: [Yes]

	Grant Year	2015	2016	2017	Total
65) Benefit LMI persons and households (1)		11,189,562.81	11,370,253.24	11,163,551.00	33,723,367.05
66) Benefit LMI, 108 activities		0.00	0.00	0.00	0.00
67) Benefit LMI, other adjustments		(91,108.02)	23,531.76	27,361.00	(40,215.26)
68) Total, Benefit LMI (sum of lines 65-67)		11,098,454.79	11,393,785.00	11,190,912.00	33,683,151.79
69) Prevent/Eliminate Slum/Blight		0.00	0.00	0.00	0.00
70) Prevent Slum/Blight, 108 activities		0.00	0.00	0.00	0.00
71) Total, Prevent Slum/Blight (sum of lines 69 and 70)		0.00	0.00	0.00	0.00
72) Meet Urgent Community Development Needs		0.00	0.00	0.00	0.00
73) Meet Urgent Needs, 108 activities		0.00	0.00	0.00	0.00
74) Total, Meet Urgent Needs (sum of lines 72 and 73)		0.00	0.00	0.00	0.00
75) Acquisition, New Construction, Rehab/Special Areas noncountable		0.00	0.00	0.00	0.00
76) Total disbursements subject to overall LMI benefit (sum of lines 68, 71, 74, and 75)		11,098,454.79	11,393,785.00	11,190,912.00	33,683,151.79
77) Low and moderate income benefit (line 68 / line 76)		1.00	1.00	1.00	1.00
78) Other Disbursements		1.00	1.00	1.00	3.00
79) State Administration		334,898.00	341,115.00	339,567.00	1,015,580.00
80) Technical Assistance		117,449.00	120,557.00	119,783.00	357,789.00
81) Local Administration		109,805.00	225,116.00	355,429.00	690,350.00
82) Section 108 repayments		0.00	0.00	0.00	0.00



U.S. Department of Housing and Urban Development
Office of Community Planning and Development
Integrated Disbursement and Information System
PR57 - CDBG State Timely Award of Funds

DATE: 01-17-23
TIME: 12:11
PAGE: 1

State Name: Oregon Grant Number: B17DC410001 Report Date: 01-17-23
Award Date: 09-22-17 Timeliness Date: 12-22-18
Grant Amount: \$11,978,330.00 Distribution Standard: \$11,518,980.10 Total Funded: \$11,518,980.00

IDIS Activity ID	UGLG Name	Matrix Code	Activity to prevent, prepare for, and respond to Coronavirus	Funded Amount
17431	BAKER COUNTY	03O	No	\$1,253,700.00
17499	HARNEY COUNTY	14A	No	\$300,000.00
17500	HARNEY COUNTY	14H	No	\$75,000.00
17337	JOSEPHINE COUNTY	03A	No	\$310,028.00
17437	UNION COUNTY	14A	No	\$310,000.00
17438	UNION COUNTY	14H	No	\$65,000.00
17455	THE DALLES	14A	No	\$320,000.00
17456	THE DALLES	14H	No	\$68,750.00
17440	ASTORIA	14A	No	\$299,849.00
17441	ASTORIA	14H	No	\$63,326.00
17482	CHILOQUIN	03J	No	\$0.00
17519	DAYVILLE	03E	No	\$23,517.00
17791	ELGIN	03J	No	\$0.00
17425	FALLS CITY	03J	No	\$347,564.00
17423	HAINES	03J	No	\$1,888,112.00
17452	HARRISBURG	14A	No	\$310,000.00
17453	HARRISBURG	14H	No	\$65,000.00
17486	INDEPENDENCE	18C	No	\$32,093.00
17496	INDEPENDENCE	14A	No	\$300,000.00
17497	INDEPENDENCE	14H	No	\$75,000.00
17427	IRRIGON	03J	No	\$2,465,000.00
17557	NORTH POWDER	03J	No	\$26,360.00
17433	ONTARIO	14A	No	\$300,000.00
17434	ONTARIO	14H	No	\$57,686.00
17603	ONTARIO	03J	No	\$28,182.00
17429	PRINEVILLE	03A	No	\$927,271.00
17443	ROSEBURG	14A	No	\$309,994.00
17444	ROSEBURG	14H	No	\$65,000.00
17484	ST. HELENS	05W	No	\$122,119.00
17446	Stayton	14A	No	\$315,000.00
17447	Stayton	14H	No	\$65,000.00
17449	Pilot Rock	14A	No	\$315,000.00
17450	Pilot Rock	14H	No	\$60,000.00
17424		21A	No	\$20,000.00
17426		21A	No	\$25,000.00
17428		21A	No	\$35,000.00
17430		21A	No	\$35,000.00
17432		21A	No	\$35,000.00
17439		21A	No	\$25,000.00



U.S. Department of Housing and Urban Development
Office of Community Planning and Development
Integrated Disbursement and Information System
PR57 - CDBG State Timely Award of Funds

DATE: 01-17-23
TIME: 12:11
PAGE: 2

17442	21A	No	\$24,179.00
17445	21A	No	\$25,000.00
17448	21A	No	\$20,000.00
17451	21A	No	\$25,000.00
17454	21A	No	\$25,000.00
17457	21A	No	\$11,250.00
17498	21A	No	\$25,000.00
17501	21A	No	\$25,000.00
Total Funded Amount:			\$11,518,980.00

2017 - Status Reconciled (PR-57)		
Obligated:	\$ 11,518,980.10	(PR-57)
State CDBG Reconciliation		
Obligated:	\$ 11,519,980.00	
Unobligated		
Total State	\$ 11,519,980.00	


Community Development Systems
Integrated Disbursement & Information System (IDIS)**User:** C28005
Role: Grantee
Organization:
OREGON[- Logout](#)**Grant**
[- Search](#)
[- HESG Review](#)**Subfund**
[- Add](#)
[- Search](#)**Subgrant**
[- Add](#)
[- Search](#)**Subfund Program Income**
[- Add](#)
[- Search](#)**Subgrant Program Income**
[- Add](#)
[- Search](#)**Utilities**
[- Home](#)
[- Data Downloads](#)
[- Print Page](#)
[- Help](#)**Links**
[- !\[\]\(c444627dab9fee9a1550c053ffaaaae2_img.jpg\) Contact Support](#)
[- !\[\]\(e4a71fb14267cbc3c68a54ad33289c8f_img.jpg\) Rules of Behavior](#)
[- CPD Home](#)
[- HUD Home](#)[Plans/Projects/Activities](#)[Funding/Drawdown](#)[Grant](#)[Grantee/PJ](#)[Admin](#)[Reports](#)**Grant****View Grant**[Return to Search Grants](#)[View Grant History](#)[View Sanction Data](#)**Grantee/PJ Name:** (tip)
OREGON**Program:** (tip)
CDBG**Grant Year:** (tip)
2017**Grant #:** (tip)
B-17-DC-41-0001**Administering Organization:** (tip)
OREGON BUSINESS DEVELOPMENT DEPT.**Payee EIN/TIN#:** (tip)
93-0621491**Grant Status:** (tip)
Active**Grant Blocked:** (tip)
No**Award Date:** (tip)
09/22/2017**Grantee Organizational DUNS #:** (tip)
80-957-9543**Grant Amounts**[View Subfunds](#)

	Amount
Original Allocation Amount	\$11,978,330.00
Current Authorized Amount	\$11,978,330.00
Formula Grant Amount	\$11,978,330.00
(Grant) Reduction Amount (-)	\$0.00
De-obligated Amount (-)	\$0.00
Reallocation Amount	\$0.00
Net Drawn Amount	\$11,978,330.00
Drawn Amount (+)	\$11,978,330.00
Drawdown Pending Amount (+)	\$0.00
Returned Amount (+)	\$0.00
IDIS Draw Balance	\$0.00
LOCCS Draw Balance	\$0.00
Subfunded Amount	\$0.00
EN Funds (Authorized Amt minus Subfunded Amt)	\$11,978,330.00
Amount Committed to Activities	\$11,978,330.00

Amount Available to Commit to Activities	\$0.00
Amount Available to Draw	\$0.00

[Return to Search Grants](#) | [View Grant History](#) | [View Sanction Data](#)

For IDIS Support only: Tue Jan 17, 2023 at 3:26

 Session Timeout



State of Oregon
B-18-DC-41-0001
PART I—NARRATIVE REQUIREMENTS
December 31, 2022

State	OREGON
Reporting Period FY	2022
Grant Number	B-18-DC-41-0001
Data as of:	December 31, 2022
1. Financial Status	
A: Total Funds	
(1) Allocation	\$13,162,331
(2) Program Income	\$ 0
B: Amount Obligated to Recipients	\$12,667,461 (see note)
C: Amount Drawn Down	\$12,513,6761 (IDIS 1-17-2023)
D: Amount for State Administration	\$ 363,247
E: Technical Assistance	\$ 131,623
F: Section 108 Loan Guarantees	N/A

2. National Objectives	
A: Period Specified for Benefit (Fiscal Year to Fiscal Year)	2018 - 2020
B: Amount used to:	
(1) Benefit Low/Moderate Income Persons	\$ 12,388,935.00
(2) Prevent/Eliminate Slums/Blight	\$0
(3) Meet Urgent Needs	\$0
(4) Acquisition/Rehab Noncountable	\$0
(5) Local Administration	\$ 278,526
(6) Unobligated FY2017 Funds (Not included in total)	0
(7) Unobligated Recaptured Grant Repayments (Not included in total)	\$0
Total	\$12,667,461 (see note below)

NOTE:

.

PR28 Report total obligated to recipients – The \$13,093,666 total obligated to recipients on the PR28 includes the FY2018 obligation of \$12,667,461 and the set aside for state administration (line 12) of \$363,247 and TA 1% of \$131,923.

PR57 Report total obligated to recipients – PR 57 shows obligation of \$12,667,461 reconciled to the state's record

B-18-DC-41-0001

PART II—NARRATIVE REQUIREMENTS

December 31, 2022

**Included in this report accomplishment after 2nd round of application ended on 12/31/18
and awarded on 2/28/19**

Describe the Resources Made Available

In 2018 IFA had \$14,039,672 in available CDBG resources to award to units of general local government. Table I below illustrates the information more clearly but a quick summary is provided below:

- 1) FY2018 annual grant (amount available for projects) \$12,667,461
- 2) FY2017 and prior year recaptured funds \$1,372,211.00

Describe the Investment of Available Resources

The available resources are not fully invested within PY2017 and the 1st round of application awards in 2018 will reflect the PY investments within the addendum

Table I illustrates that the 2018 funds obligated by December 31, 2018, and after the completion of the 2nd round of application which ended on December 31, 2018, and awarded on February 28, 2019

Variance between Targeted and Awarded Funding in 2018

The 2018 Method of Distribution (MOD) identifies that OBDD intended to award funds according to the target percentages, but OBDD is not obligated to award all the funds targeted to each category, i.e. if a sufficient number of projects are not awarded in a particular category, applications in other categories may be funded. Each calendar quarter OBDD-IFA will conduct a quarterly target review and determine if funds need to be moved from one category to another to address program needs.

At each calendar quarter the need for the program, based upon the complete applications received was reviewed against the targeted percentages. OBDD-IFA varied from the funding targets, in accordance with the 2018 MOD, and for the following reasons:

The state of Oregon has no control over the type and quantity of applications submitted for funding under the program. As of December 31, 2018, the State received six applications totaling of \$ 5,599,500 Out of all applications received none was returned and we were able to fund all the applicants.

As of February 28, 2019, \$8,698,681 of the 2018 Program Year funds were obligated and left \$3,968,780.00 to be included in the 2019 application round which will open in July 2019-September 2019. In total the projected obligation for the FY 2018 funds were obligated in accordance with the *2019 Method of Distribution*. We are confident that the remaining \$3,968,780.00 will be able to fit within the 15-month Timely Distribution period.

PY 2018 was the first year of implementation after the state has implemented a major overhaul in the program design because of the TA provided by HUD, those improvements are:

- Restructuring of project timeline to contain projects to be completed within 24 months
- Subsequent rearrangement of Public Works project type which now restrict to fund only design or construction (as apparent in the type of project funded in 2018 , four out of five public works projects awarded are for design only)
- Restructuring of the scoring system
- Implementation of electronic application
- Recalibration of application round from quarterly to annually.

Table I

	2018 Annual Allocation and Targets		OBLIGATED	2018 Allocation awarded to project	2018 program income	2018 Recaptured Grant Repayment	2017 unobligated program funds	2017 and prior year unobligated recaptured funds	TOTAL OBLIGATED after 4th quarter application round (2/28/18) AND ASSOCIATED PERCENTAGE	
Category	Amount	%		Amount	Amount	Amount	Amount	Amount	Amount	%
Microenterprise Assistance	\$ 280,793	2%	Obligated by 9-24-18		\$0.00	\$0.00	0.00	\$97,500.00	\$97,500	0.97%
			Obligated by 2-28-19	\$0.00						
Public Works	\$ 7,441,026	53%	Obligated by 9-24-18	\$3,202,000.00				\$352,592.00	\$4,723,392	46.90%
			Obligated by 2-28-19	\$1,168,800.00						
Public/Community Facilities	\$ 2,807,935	20%	Obligated by 9-24-18	\$1,377,881.00				\$122,119.00	\$4,450,000	44.19%
			Obligated by 2-28-19	\$2,950,000.00						
Housing Rehabilitation	\$ 3,509,918	25%	Obligated by 9-24-18	\$0				\$800,000.00	\$800,000	7.94%
			Obligated by 2-28-19							
Total	\$ 14,039,672	100%		\$8,698,681.00	\$0.00	\$0.00	\$0.00	\$1,372,211.00	\$10,070,892	100%
Total Available to Obligate in 2018 (total annual allocation +PI+RGR+Prior year unobligated)	\$14,039,672.00		Note: 2018 allocation \$12,667,461 + 2017 year unobligated \$1,372,211							
Total Obligated for PY2018	\$10,070,892.00									
Unobligated	3,968,780.00									

Geographic Distribution and Location of Investments



Refer to the above map for the 2018 CDBG program obligations. The state of Oregon has no control over the type and quantity of applications submitted for funding under the program or their geographic location. Awards were made as follows:

- **Microenterprise Assistance** – City of Independence
- **Public Works** – City of Chiloquin, City of Tillamook, City of John Day, City of Elgin, City of Willamina
- **Public/Community Facilities** – City of St. Helens, City of Dayville and Grant County
- **Housing Rehabilitation** – City of The Independence – Polk County, Harney County

The Families and Persons Assisted (including the racial and ethnic status of persons assisted)

Project #	Grantee	Project	# housing units	Total Persons	Total LMI Persons	White – not Hispanic	Hispanic	Black, not Hispanic	American Indian/ Alaskan native	Asian	Native Hawaiian & Pacific Islander	Two or more Races
P18003	City of Chiloquin	Wastewater System Improvements – Design		734	302	406	132	0	257	13		48
P18004	City of Tillamook	Wastewater System Improvements – Construction		4897	2891	4411	85	24		85	73	219
C18005	City of St. Helen	Food Bank Design & Construction		9456	9456	8530	350	38	0	85	19	434
H18006	City of Independence	Housing Rehabilitation Program	23	63	63	45	16					2
H18007	Harney County	Housing Rehabilitation Program	25	58	58	53	3					2
M18008	City of Independence	Water System Improvements – Design		39	20	28	16	2	8	1		3
P18010	City of Willamina	Water System Improvements – Design		2025	1093	1663	121	7	178	3	8	45
P18011	City of John Day	Wastewater System Improvements – Design		2440	1398	2293	34	13	70	20	1	9
P18012	City of Elgin	Housing Rehabilitation Program		1711	954	1574	56	4	36	4	10	27
C18013	Grant County	Domestic Violence Shelter		125	125	110	10	1	3			1
C18014	City of Dayville	Community Center		149	91	142	1		5			1
TOTAL			48	21697	16451	19255	824	89	557	211	111	791

Activities to Address Homelessness, Chronic Homelessness and Persons with Special Needs

Funding homeless shelters, shelters for victims of domestic violence and person with special needs are one of the priorities of the Oregon CDBG program. There were two CDBG projects awarded in PY2018 or assisted with FY 2018 funds for person with special needs under Community Facilities Food Bank in the area of St. Helens which will serve the whole Columbia County

Actions Taken To Affirmatively Further Fair Housing, a Summary of Impediments and Actions Taken To Overcome the Effects of Impediments

Three state agencies administer programs that serve to further fair housing for Oregon's people. As result the Analysis of Impediments to Affirmatively Furthering Fair Housing was a joint effort between the state agencies and the actions taken to overcome the impediments were also divided amongst the state agencies. For a complete description of the impediments found in the 2016-2020 Analysis of Impediments to Affirmatively Furthering Fair Housing, the 2016-2020 Fair Housing Action Plan and a summary of all the state agency actions to overcome the identified impediments, please refer to the more detailed analysis included in the 2016 Consolidated Annual Performance Evaluation Report (CAPER). This CDBG Performance Evaluation Report (PER) narrative summarizes the actions taken by Business Oregon to address/overcome specific impediments.

Business Oregon, which administers Community Development Block Grant funds for the state's non-metropolitan cities and counties, integrating within program implementation and through the contract with Fair Housing Councils of Oregon, educates its recipients about their fair housing responsibilities in several ways including:

- 1) Presentations at workshops,
- 2) Updates to the comprehensive Grant Management Handbook,
- 3) Disbursements of informational handouts, posters, brochures and individual technical assistance, as needed or requested,
- 4) Disbursements of workshops or conferences which address fair housing issues and
- 5) completed 2016-2020 statewide Analysis of Impediments to Affirmatively Furthering Fair Housing and Fair Housing Action Plan which are made available to recipients to identify, plan for and remove impediments to further fair housing,
- 6) Provide direct training and consultation to local jurisdiction.

The efforts of BUSINESS OREGON, identified below are addressing the following impediments identified in the 2016-2020 Analysis of Impediments to Furthering Fair Housing:

- 1-5 – Local zoning and land use regulations and/or inexact application of state laws may impede the siting and approval of group homes.
- 2-1 – Lack of enforcement of fair housing violations persist statewide.

- 2-2 – Limited housing options for persons most vulnerable to housing discrimination: non-English speakers, persons of Hispanic descent, African-Americans, large families and persons with disabilities.
- 3-1 – Local housing resources statewide are limited. This is particularly true in rural communities.
- 6-1 – The state’s ban on inclusionary zoning limits municipalities’ ability to employ flexible tools and incentives to increase the number of affordable units built.

BUSINESS OREGON continues to fund fair housing activities through the Fair Housing Council of Oregon (FHCO) and, until 2014 through the Greater Eastern Oregon Economic Development District (GEODC). Since January 2011, BUSINESS OREGON has funded the followings to complete activities to further fair housing and remove impediments to fair housing choice:

- FHCO – contract from July 1, 2011 to December 31, 2012 for \$55,000.
- GEODC – contract from July 1, 2011 to June 30, 2012 for \$20,000.
- FHCO – contract for 3 workshops in 2013 for \$8,000.
- GEODC – contract from July 1, 2012 to June 30, 2014 for \$32,000.
- FHCO – contract from July 16, 2013 to December 31, 2013 for \$65,800.
- FHCO – contract from March 24, 2014 to December 31, 2015 (amended in April 2015 to include more work with local jurisdictions) for \$158,925.
- FHCO – contract from February 8, 2016 to December 31, 2016 for \$104,300
- FHCO – Contracted from February 2017 to December 31, 2017 for \$113,550
- FHCO – Contracted from February 2018 to December 31, 2018 for \$98,850

Table III, below summarizes the impediments identified within 2016-2020 Analysis of Impediments to Affirmatively Furthering Fair Housing and Fair Housing Action Plan being addressed by BUSINESS OREGON and the actions taken by BUSINESS OREGON and through its contractor, FHCO to address the identified impediments:

During 2018 the following additional activities occurred:

- a. The state continues to convey fair housing information via the CDBG 'list-serve' which was started in 2007. This list-serve disseminates information to all interested persons and grant recipients.
- b. IFA continues outreach through technical assistance workshops/ presentations regarding Limited English Proficiency Plan and Section 3 Plan along with the dissemination of the new established Section 3 Business Registry web page.
- c. IFA continues to require the submission of reasonable accommodation policies when a non-profit is becoming a certified sub-grantee.
- d. In 2018, IFA enhanced the effort in furthering fair housing by providing assistance through FHCO training and education effort directly to the local jurisdictions.

Table III
Efforts to Remove Barriers/Impediments to Fair Housing

<p>1. Administration: Assign key personnel to project and review timeline with OBDD staff, provide oversight and project management. Quarterly and annual reporting to OBDD project manager.</p>	<ul style="list-style-type: none"> • List of key personnel, contact information and roles. • Project timeline and narrative plan for contract period. • Copies of all final products developed under contract. • Prepare and submit invoices • Quarterly reports of grant activities. (Rebecca Wetherby, Allan Lazo) 	<p>Allan Lazo, Executive Director Diane Hess, Education and Outreach Director Hannah Callaghan, Enforcement Director Louise Dix, AFFH Specialist Shyle Ruder, Bilingual Education and Outreach Specialist Rebecca Wetherby, Grants and Office Manager Eleanor Doyle, Program Specialist Lisa Bailey, Intake Specialist Isidro Reyes, Intake Specialist</p>
<p>2. Conduct at least 4 mass media and other strategic outreach activities. These activities may include PSAs, radio interviews, television appearances, and outreach events in local communities.</p> <p>Includes posting a combination of 150 Twitter feeds, Facebook posts and blog posts each year. Spanish-language outlets also will be targeted for these activities.</p>	<p>4 events, reaching at least 4 non-entitlement communities. The location, date of the event, along with the call number of the radio or television station, and identification of the area covered by the station will be reported.</p> <p>(Diane Hess, Louise Dix, Isidro Reyes, Rebecca Wetherby)</p> <p>The number of posts and news articles posted.</p> <p>(Rebecca Wetherby)</p>	<p>Period 1</p> <p>No mass media activities</p> <p>Social Media/Blog/Articles</p> <p>34 Facebook/Twitter posts</p> <p>- Log attached Task2socialmedia.xls</p> <p>Period 2</p> <p>4/3 -- 8:30-9 AM Jefferson Radio, Jefferson Exchange, Louise Dix interview about AFFH and the 50th Anniversary of Fair Housing</p> <p>4/6 -- 12:30 – 12:45 KOPB, Think OutLoud, Louise Dix interview with Chelsea Rose</p> <p>4/25 – 8 – 9 AM KPCN, Shyle Ruder and Isidro Reyes with Fabiola Ramos. Interview was in Spanish and consisted of description of FHCO, FH laws and a focus on Source of Income discrimination. PSAs are reported as Task2 PSAs with this report.</p> <p>Social Media/Blog/Articles</p>

		<p>74 Facebook/Twitter posts</p> <ul style="list-style-type: none"> - Log attached Task2socialmedia.xls <p>Period 3</p> <p>No mass media events</p> <p>Social Media/Blog/Articles</p> <p>30 Facebook/Twitter posts</p> <ul style="list-style-type: none"> - Log attached Task2socialmedia.xls - Blog has been started anew on our website http://fhco.org/index.php/news/blog-2 <p>Period 4</p> <p>11/20 1-hour long Spanish language interview on KPCN, Woodburn</p> <p>Social Media/Blog/Articles</p> <p>28 Facebook/Twitter posts</p> <ul style="list-style-type: none"> - Log attached Task2socialmedia.xls - Blog has some great new posts http://fhco.org/index.php/news/blog-2
3. Show newly updated "Anywhere But Here" display in at least 4 non-entitlement communities	<p>4 display events in non-entitlement communities. The location and date of the display event will be reported.</p> <p>(Eleanor Doyle)</p>	<p>Period 1</p> <p>No showings</p> <p>New display completed.</p> <p>Period 2</p> <p>No showings</p> <p>New display completed.</p>

		<p>Period 3</p> <p>7/25 -7/27 Display exhibited in Hood River at CASA of Oregon Conference</p> <p>9/26-9/28 Display exhibited at Oregon Coalition of Housing and Homelessness Conference for advocates from: St. Helens, Roseburg, Cottage Grove, Klamath Falls, Sisters, North Bend, McMinnville, Winston, La Grande, Heppner, The Dalles, Astoria, Burns, Eagle Point, Madras, Coos Bay, Sweet Home.</p> <p>Period 4</p> <p>10/25 – present Display exhibited at KCLAS, Klamath Falls for extended period of time</p>
4. Produce and distribute 4,000 information materials about fair housing to housing consumers, providers, government agency staff, and the general public	The number of information materials and packets distributed.	<p>Period 1</p> <p>No pieces distributed to non-entitlement communities</p> <p>Period 2</p> <p>2661 pieces distributed to non-entitlement communities</p> <p>Period 3</p> <p>1665 pieces distributed to non-entitlement communities. 4326 for the year, we will continue to report.</p> <p>Period 4</p> <p>1,255 pieces distributed to non-entitlement communities. 5,581 for 2018</p>
5. Conduct a 2018 fair housing poster contest for Oregon children in first through eighth grades, throughout Oregon.	Date and location of poster contest, the number of entrees judged and identification of the winner and provision of a copy of the winning poster.	<p>Period 1</p> <p>Picked winner from 130 entries on March 23rd at FHCO office. Poster is in production at the printer. Winning entry is sent along with this report.</p> <ul style="list-style-type: none"> • Mailed brochures and letters statewide. • E-Blast to charter school and other educational organizations statewide.

		<ul style="list-style-type: none"> Statewide organizations, Oregon Opportunity Network, Community Action Project of Oregon, Oregon Education Association promoted the contest in their e-newsletters. <p>Period 2</p> <ul style="list-style-type: none"> Printed 2000 copies in English and 2000 copies in Spanish Sent certificates to all entrants Distributed prize money to winners Winning entries can be viewed here: http://fhco.org/index.php/news/poster-competition <p>Period 3</p> <p>Posters continue to be distributed throughout the state</p> <p>Period 4</p> <p>Theme for the 2019 contest has been chosen, and brochures sent.</p>
6. Distribute 10,000 fair housing newsletters	The number of FHCO Newsletters distributed.	<p>Period 1</p> <p>3/28 Spring Newsletter to 3,221</p> <p>https://mailchi.mp/fhco/spring-promise-of-opportunity</p> <p>Period 2</p> <p>6/29 Spring Newsletter to 3,673</p> <p>https://mailchi.mp/fhco/summer-promise-of-opportunity-2143173</p> <p>Period 3</p> <p>9/27 Fall Newsletter to 4,017 subscribers</p> <p>https://mailchi.mp/d8a6a030caec/promise-of-opportunity-autumn-2018</p> <p>Period 4</p> <p>12/4 e-newsletter to 4,202 subscribers</p>

		https://mailchi.mp/c8a61dd1521b/promise-of-opportunity-2019-poster-contest-theme
7. Continue to update FHCO website to expand the knowledge, awareness and support of fair housing laws, enforcement avenues, and protections for citizens of the State including the addition of a new map with jurisdictional data.	The number of hits to the FHCO web site.	<p>Period 1</p> <p>573,719 hits</p> <p>Added forms to better handle inquiries from advocates and training inquiries</p> <p>http://fhco.org/index.php/advocate-contact?view=form</p> <p>http://fhco.org/index.php/training-inquiry</p> <p>Period 2</p> <p>573,719 hits</p> <p>Added page with information to help applicants with criminal history barriers</p> <p>http://fhco.org/index.php/information-for-housing-consumers/criminal-history</p> <p>Period 3</p> <p>573,719 hits</p> <p>Continue to add and update content. Added form for training requests</p> <p>http://fhco.org/index.php/learning-resources/trainings/schedule-a-training?view=form</p> <p>Period 4</p> <p>573,719 hits</p> <p>Continue to add and update content. Added form for display requests</p>
8. Conduct 2- 3 fair housing tours to non-entitlement areas. Each tour will consist of a series of workshops targeting target housing consumers, housing providers, social service	The location and date of the fair housing tour, along with the number of participants will be reported.	<p>Period 1</p> <p>FHCO is in the process of scheduling tours</p>

<p>providers and advocates, elected officials, land use staff of local non-entitlement jurisdictions, community based organizations and others.</p> <p>Conduct 2 tours to develop partnerships with local community-based resources in the area of state with identified fair housing needs; local partner would provide a series of workshops targeting housing consumers, social service providers and advocates, housing providers, elected officials, land use staff of local non-entitlement jurisdictions, community based organizations and others; local resources also would provide continual presence and access to fair housing resources, such as outreach, materials, and technical assistance.</p>	<p>(Diane Hess, Shyle Ruder, Louise Dix)</p> <p>The location and date of the fair housing tours to develop partnerships and the number of participants will be reported.</p> <p>(Diane Hess, Shyle Ruder, Louise Dix)</p>	<p>Period 2</p> <p>Central Eastern Oregon 5/7 – 5/16</p> <p>FHCO conducted a series of trainings with housing providers and advocates throughout Central Oregon including the following:</p> <p>5/10- A fair housing training with the history of discrimination in Oregon was held for real estate professionals for Central Oregon Realtors Association. 12 people were in attendance/</p> <p>5/15 A Fair Housing 101 training was held for social service providers in the Central Oregon area. The training was advertised on a listserv for agencies who are participants in the Central Oregon Region Health Improvement Plan- Social Determinates of Health-Housing Work Group. 16 people were in attendance.</p> <p>5/15- Custom training in Madras for Best Care's housing providers housing people in recovery and those with mental health disabilities. 12 people were in attendance.</p> <p>5/16 one on one meeting with Greg Sublett, Director of Independent Living, Abilitree, discussion on services and resource of the FHCO and how we can best collaborate</p> <p>Brochures were distributed to the Multicultural Center at Central Oregon Community College and to the libraries in Redmond, Madras and Bend.</p> <p>Period 3</p> <p>Coos County, Coos Bay and Brookings</p> <p>From 8/15 to 8/17 Conducted three trainings, co-hosted by ORCCA. Housing providers and advocates were trained. One training used Bingo as a learning tool. Local agencies that attended included, FastStep/Harbor Relief Nursery/ SSVF/ ESS/ Coast Community Health Center/Veterans Department, NBCCHA/ Devereaux Center/Coquille Indian Housing Authority and ORCCA Staff. 49 people received training.</p>
---	---	--

		<p>Additionally met with Tamie Kaufman, Cooperative Management Solutions to discuss issues related to manufactured home HOA's.</p> <p>433 pieces of informational material were distributed on this tour.</p> <p>Klamath and Lake Counties</p> <p>Period 3 activities have included: presenting fair housing information at meetings for Fischer Nicholson Realtors and Lake County Chamber of Commerce; meetings with Klamath County Realtor's Association Director, Mandy Williams, and Klamath County Housing Authority Director, Diana Otero. Additionally, extra fair housing information was presented as part of three classes: Home Buying, Home Repair – Post Purchase, and ON Track basic consumer protection.</p> <p>Three trainings were also conducted which included MLS Realtor training at Caldwell Banker community event room (9/19), Klamath Rental owners Association at Waffle Hut conference room, (9/20), Klamath Housing Authority, Washington Federal conference center building (9/20) 41 people were trained.</p> <p>New landlord guides, posters, and brochures were distributed.</p> <p>Period 4</p> <p>Polk County</p> <p>11/2 Titus – Titus, located in Dallas, OR, is a 6 bed transitional living facility for women coming out of corrections that are struggling with addiction issues. The presentation was held for the one paid staff member and its one volunteer. The presentation focused on Fair Housing basics for shelters and advocates.</p> <p>11/14 Polk County Services Integration Team Meeting is a monthly networking meeting held in Monmouth, OR for Social Service and Community based organizations that work in or near Monmouth. This was a short drop in presentation where we educated attendees about what illegal discrimination might look like, Fair Housing protections, and services that FHCO can provide. There were approximately 50 in attendance.</p>
--	--	--

		<p>11/16 Willamette Valley Health Equity Coalition- This Coalition consists of agencies from Marion and Polk Counties. Polk county agencies represented were Polk County Family and Community Outreach, Polk County Public Health, NW Human Services, Marion and Polk County Early Learning Center, and the OSU Learning Extension. Other agencies included that are not situated in Polk County were City of Woodburn, Interfaith Community Network, PH Tech, and Marion County Health and Human Services. There were 19 in attendance.</p> <p>11/20 Radio Interview PCUN – Spanish speaking staff was interviewed for PCUN, a radio station broadcasting out of Woodburn that focuses on needs of Spanish speaking community. This station broadcasts into Polk County. The focus of the interview was basic Fair Housing rights and hate/harassment in housing.</p> <p>12/5 Polk County Services Integration Team Meeting is a monthly networking meeting held in Dallas OR for Social Service and Community based organizations that work in or near Dallas. This was a short drop in presentation where we educated attendees about what illegal discrimination might look like, Fair Housing protections, and services that FHCO can provide. There were approximately 34 in attendance.</p> <p>12/7 West Valley Housing Authority in Dallas, OR. This was a two hour training for all staff at the housing authority. It was held as a fair housing refresher. Staff expressed concerns about neighbor on neighbor harassment when harasser has a disability that is causing the behavior. There were also questions regarding what is threshold for "undue burden" and when is a reasonable accommodation request no longer reasonable. FHCO staff spoke globally towards the issue and suggested seeking legal advice for a better understanding of application of Fair Housing Law towards housing authority policies. There were 20 in attendance</p> <p>12/14 Polk County Services Integration Team Meeting is a monthly networking meeting held in West Salem, OR for Social Service and Community based organizations that work in West Salem which lands lands in Polk County. This was a short drop in presentation where we educated attendees about what illegal discrimination might look like, Fair Housing protections, and services that FHCO can provide. There were approximately 22</p>
--	--	--

		<p>in attendance. Several housing advocates expressed interest in being testers for FHCO.</p> <p>Southern Oregon</p> <p>10/4 Attended the Southern OR Manufactured Conference, made contacts with leaders around our state presenting general housing issues and projects to include an emphasis on manufactured homes.</p> <p>On 10/3 and 11/9 remote partner presented fair housing information at Financial Fitness classes at KCLAS, Klamath Falls.</p> <p>Distributed general consumer brochures, pictographs, posters in Jackson, Lake, and Klamath Counties.</p>
<p>9. Conduct trainings for 10 partners and key organizations including re-entry professionals, nonprofit shelters and housing providers, state agencies and community based organizations. Wherever possible, trainings will include FHCO's virtual tours, tailored to the local community, and a listening session to identify local fair housing issues and progress on the Fair Housing Action plan. We will continue to research and update our virtual tours with new data and interviews.</p>	<p>Identification of the 10 partners and key organizations that were trained, including their name, organization and the location and date of training.</p>	<p>Period 1</p> <p>We are working on the training schedule</p> <p>Period 2</p> <p>5/3 Fair Housing Custom Class, Reasonable Accommodations for applicants in recovery from gambling addiction, Focus on the Future, Evergreen Council on Problem Gambling Conference, regional conference</p> <p>5/10 Fair Housing 150, Provider training with realtor quiz, Central Oregon Association of Realtors, 12 attendees</p> <p>5/15 Fair Housing 200, included bingo, BestCare Treatment Services, Deschutes County, 12 attendees</p> <p>5/15 Fair Housing 101, Region Health Improvement Plan -Social Determinates of Health - Housing Work Group, Deschutes County, 16 attendees</p> <p>5/16 Fair Housing Custom Class, Greater Oregon Behavioral Health, disability and reasonable accommodation training for GOBHI Statewide conference, 30 attendees</p>

		<p>5/24 Fair Housing 101, Rent Well Instructor Certification, Linn County, 8 attendees</p> <p>6/14 Fair Housing 101, Columbia Care Services, trained Gold Beach staff, 28 attendees</p> <p>Period 3</p> <p>9/20 Fair Housing 200, Three hour plus training included playing Jeopardy, Klamath County Housing Authority</p> <p>Period 4</p> <p>10/16 AFFH Training, Affirmatively Furthering Fair Housing basics, Affordable Housing Groups, Yamhill County Housing Authority, 12 attendees</p> <p>11/15 Fair Housing for HAs and non-profit housing providers, included Bingo, Douglas County, 41 attendees</p>
<p>10. Screen at least 400 clients from Oregon's non-entitlement jurisdictions with intakes (calls/walk-ins/emails) and evaluate for fair housing issues and jurisdiction.</p> <p>It is anticipated that 35 calls will result in fair housing allegations, requiring further investigation, follow-up action, or formal complaint processing.</p>	<p>The number of clients screened from the non-entitlement areas of the state.</p> <p>The number of calls that resulted in fair housing allegations requiring further investigation, follow-up action or formal complaint processing.</p> <p>(Isidro Reyes, Lisa Bailey)</p>	<p>Period 1</p> <p>60 inquiries, 11 <i>bonafide</i> allegations.</p> <p>Period 2</p> <p>131 inquiries/intakes, 18 <i>bonafide</i> allegations</p> <p>Period 3</p> <p>99 inquiries/intakes, 5 <i>bonafide</i> allegations</p> <p>Period 4</p> <p>64 inquiries/intakes, 6 <i>bonafide</i> allegations</p>
<p>11. Conduct on-going education and outreach communications and provide technical assistance to non-entitlement area jurisdictions related to AFFH.</p>	<p>Log of communications which includes a summary of information provided and copies of materials or links to information/materials posted/provided and training provided to non-entitlement areas of the state.</p>	<p>Period 1</p> <p>Nothing</p> <p>Period 2</p>

<p>Communications and resources will include email broadcast messages, information on FHCO website and social media channels, and through land use trade association networks. Information will include at least: best practices, model codes and plans, recent legal decisions, and tools available for aiding in creating inclusive communities.</p> <p>Technical assistance will include efforts related to land use planning, development code review, community development and other activities.</p>	<p>(Louise Dix)</p>	<p>5/16</p> <p>Louise Dix met with Al Johnson, Housing Land Advocates Board Member, in Deschutes County. Discussion covered state legislation related to affordable housing and fair housing as well as development trends he was seeing in Bend and throughout Central Oregon.</p> <p>5/24 and 5/25</p> <p>Louise Dix provided technical assistance via email and phone for City of Newberg. Doug Rux, Community Development Director of Newberg had questions and needed clarifying information on Accessory Dwelling Units and restrictive policies.</p> <p>Period 3</p> <p>FHCO's Louise Dix and Jennifer Bragar of Housing Land Alliance communicated with the City of Gearhart's planning department on Goal 10 findings via email and phone calls.</p> <p>Period 4</p> <p>12/4 Technical Assistance for AFFH for the Housing and Neighborhood Improvement Advisory Committee chaired by Mayor John Turner, Pendleton, 12 attendees</p>
<p>12. Partner with planning and land use professional to review Post Acknowledgement Plan Amendments (PAPAs) submitted to DLCD by jurisdictions to identify zoning and land use proposals with a potentially discriminatory impact.</p> <p>Contact jurisdictions with PAPAs in question and explain the concerns and offer technical assistance.</p>	<p>List of partners, number of PAPAs reviewed, summary of issues identified and technical assistance offered; summary of outcomes by jurisdiction.</p> <p>(Louise Dix)</p>	<p>Period 1</p> <p>PAPAs from xx non-entitlement areas were reviewed. Report is attached as Task 12PAPAreport.pdf</p> <p>5 PAPAS from non-entitlement areas were acted upon: Clatskanie, St. Helens, Roseburg, Columbia County, Coos Bay</p> <p>21 PAPAS from non-entitlement areas were reviewed with no action being taken: North Bend (x2), Detroit, Klamath County (x2), Astoria, Jefferson County, Cannon Beach, Scappoose (x2), The Dalles, Dundee, Stayton, Umatilla, Sweet Home, Ontario, Newberg, Hood River, Cottage Grove, Florence, Hood River County</p>

		<p>Period 2</p> <p>Report is attached as Task 12PAPAreport.pdf</p> <p>37 PAPAs from non-entitlement areas received a detailed staff report review. These jurisdictions received formal comment submissions: Newport, Benton County, Aumsville, Mt. Angel, Klamath County, Bandon, Newberg, Woodburn, Monmouth</p> <p>Period 3</p> <p>Report submitted</p> <p>27 PAPAs from non-entitlement areas received a detailed staff report review. These jurisdictions received formal comment submissions: Monroe, Lebanon, Coos Bay, Klamath Falls, The Dalles, Gearhart</p> <p>Period 4</p> <p>Report submitted</p> <p>17 PAPAs from non-entitlement areas received a detailed staff report review. Summary report submitted as Task 12</p>
13. Facilitate at quarterly meetings of FHCO's AFFH advisory panel of representatives of OBDD and OHCS staff, DLCD staff, land use experts, planning experts, and other stakeholders identified	<p>List of participants, dates of meetings, agenda for meetings, and summary of issues discussed and actions recommended</p> <p>(Louise Dix).</p>	<p>Period 1</p> <p>Meeting held at FHCO office on 3/14/18</p> <p>Agenda, notes attached</p> <p>Period 2</p> <p>Meeting held at FHCO office on 6/26/18</p> <p>Agenda, notes attached</p> <p>Period 3</p>

		Meeting held at FHCO office on 9/25/18 Agenda, notes submitted with this report Period 4 Meeting held at FHCO office on 12/12 Agenda, notes submitted with this report
14. Promote and distribute FHCO's Age Friendly Communities Toolkit and Inclusionary Communities Toolkit to non-entitlement jurisdictions.	List of communities receiving toolkits (Louise Dix, Eleanor Doyle)	Period 1 None distributed Period 2 None distributed Period 3 None distributed Period 4 Guides distributed in Jackson, Deschutes, Yamhill Counties

Fair Housing Actions BUSINESS OREGON plans to undertake in 2016 and 2017

Support of Local Fair Housing Efforts

Business Oregon continues to work closely with all of our CDBG recipients to ensure that each of their jurisdictions recognize their responsibilities in this area and know where the resources are to answer questions and provide necessary brochures, posters and presentations. Regional coordinators remain in contact with each recipient through the course of the CDBG-funded project and are able to assist them when necessary.

Local fair housing efforts of state recipients using 2017 funds include but are not limited to: publicizing fair housing laws, participating in local fair housing events, displaying posters, distributing brochures and being a participating sponsor of the Fair Housing Council of Oregon (FHCO) display and training sessions. As we have worked along with FHCO, we have come to understand that many of Oregon's small communities are struggling and it is common to find that municipal planners, attorneys, and building code/development personnel have been eliminated from the budget to reduce personnel expenses as a means to ensure there are funds to cover the more basic needs of the community. These are the individuals who typically have the responsibility to understand fair housing laws and to be aware of local impediments to equal access to opportunity in housing. More often than not, affirmatively furthering fair housing is not even on their radar. Additionally, the citizen commissions/decision-making bodies and elected officials in small communities in Oregon are frequently swayed by neighborhood opinions without regard to the fair housing impacts. This is especially the case in land use decisions and zoning plans and practices. OBDD adjusted our contract with FHCO to enhance more direct work with local municipalities to enhance more education and awareness of Fair Housing in the rural areas.

Actions Taken to Remove Barriers to Affordable Housing

In addition to the activities described above, CDBG funds are used to extend publicly-owned infrastructure to new affordable low- and moderate-income housing, which assists in addressing the obstacle of funding for owner occupied single family housing. CDBG funds also are used by low- and moderate-income homeowners to rehabilitate the homes they occupy.

CDBG funds were used to foster affordable housing by funding supportive public infrastructure for housing projects. CDBG funds, through the housing rehab program, support maintenance of affordable housing that is owned and occupied by a low- and moderate-income homeowner.

Workforce Housing – The State of Oregon, like many other states, is facing a workforce housing crisis. Many Oregonians have decent paying jobs – teachers, nurses, fire fighters, law enforcement, etc. but due to the high cost of housing, are housing burdened, paying well over the recommended 30% of their monthly income on housing or enduring long commutes in order to even find decent, safe and somewhat affordable housing. Due to

this crisis, the Governor's Regional Solutions Team, along with several other state agencies, including Oregon Housing and Community Services and Business Oregon, are collaborative working on solutions to the housing crisis of the "missing middle." After having quite a few meetings with stakeholders including cities, counties, employers and developers, the Workforce Housing Initiative Team put together a Request for Application inviting our stakeholders to submit their funding request, based on the various resources identified by the state agencies, for their workforce housing concept. We are in the final process of identifying projects that will, ultimately, provide much needed housing for the "missing middle". We are optimistic that while this won't completely eliminate the issue that some of the pilot projects will begin to address the need and be something that can be replicated in other areas of the state. While the State Community Development Block Grant funds will not be directly utilized under this Initiative, Business Oregon has another funding source that is available for eligible applicants/projects to assist with the Workforce Housing issue.

Manufactured Housing – Oregon has more than 140,000 manufactured homes in parks and more than half of those (55%) were built before 1980 meaning many are in need of repair. Many, if not most, of the manufactured homes are also owned or rented by low-to-moderate income persons. In 2018, Business Oregon will be providing a \$100,000 incentive for CDBG housing rehabilitation applications where the focus is on repairs to homes in manufactured parks. The maximum request for housing rehabilitation has been \$400,000 but in light of the need, we have added the \$100,000 incentive for a maximum award of \$500,000. We anticipate at least an additional 20 manufactured homes in parks will be assisted with this incentive. In 2019, we are considering a programmatic change that would enable eligible applicants, in cooperation with a non-profit service provider, to request funds for manufactured park acquisition. By implementing this change, we are optimistic that this would free up other funds that could be used to replace the outdated manufactured homes within the park, and preserve the park for affordable housing. We will continue to work with Oregon Housing and Community Services and other stakeholders to develop the programmatic change to have the biggest possible impact on continuing to preserve affordable housing of this type.

The **Oregon Housing and Community Services Department (OHCS)** is active in the promotion of fair housing. They operate many programs, including HOME. Owners of projects assisted by OHCS are required to develop marketing plans that include outreach activities targeted to minorities and other protected classes. The first component of the fair housing planning process is to review impediments to fair housing choice in the public and private sectors.

Other Actions Indicated in the Strategic Plan and the Action Plan and Including A Comparison of the Proposed Versus Actual Outcomes For Each Outcome Measure Submitted With the Consolidated Plan and Explain, If Applicable, Why Progress Was Not Made Toward Meeting Goals and Objectives.

2018 Outcome and Performance Goal Summary:

Table V, summarizes the outcomes and performance measure requirements and the states progress towards meeting each requirement, by project type. This section of the 2018 PER conforms to the outcome and performance measure requirements identified in the 2016-2020 Consolidated Plan. Since the actual number funded is based upon the awards made during the program year, the final actual outcomes/accomplishments from each grant awarded by the state will be collected when the grant activities are complete and the grant contract between the city / county and the state is administratively closed and will be reported in IDIS at that time. In summary it is estimated 21,697 Oregonians will benefit from the activities funded under the CDBG program in PY2018 of which 16,451 (75.8%) will be low and moderate income. An abbreviated summary of the State's achievements through the end of 4th quarter application round which was awarded on February 28th, 2019 are:

- The state met or exceeded the annual goals for Public Works; SL1 Community Facilities; SL3 Community Facilities and Community Capacity Technical Assistance and Housing Rehabilitation.
- The state did not meet the goals for Microenterprise Assistance; DH1 Community Facilities;
- 1 microenterprise project will be assisted; accomplishment will be reported upon completion.
- 5 water and wastewater systems were funded.
- 48 housing units will be rehabilitated.
- The CDBG program leveraged \$368,136 in matching funds.
- Two capacity building activities were conducted where 184 persons benefitted

Five Year Outcome and Performance Goal Summary: Table V also, summarizes the outcomes and performance measure requirements and the State's overall progress towards meeting each requirement, during the 5 year reporting period, by project type. This section conforms to the outcome and performance measure requirements identified in the 2016-2020 Consolidated Plan. As this is the fourth year of the 2016-2020 Consolidated Plan, the information for 2018 including the 2nd round of the application ended on 12/31/18 and awarded on 2/28/19 are what will be reported for this year.

Refer to the Table V for details.

Table V

Program Year 2018 data and accrued data from January 1, 2018 to December 31, 2018 (including 2nd round of application ended on 12/31/18 and awarded on 2/28/19)

Note: See notes at the bottom of the table.

Program Year 2018 Data				OUTCOMES [See note #1 below]				
Outcome/ Objective	Funding Category	Performance Indicators [See note #2 below]	Actual Number Funded in 2018	Total Number Funded by 12-31-2020	Short Term Annual Goal	Actual Number Funded in 2018 and % of Annual Goal Achieved	Long Term Goal by 12- 31-2020	Actual Number Funded by 12-31-20 and % of Five Year Goal Achieved
SL3	Public Works – Water/Wastewater	Number Systems Assisted	5	13	Fund 2 systems per year	5 (250%)	Assist 10 systems	13(130%)
		Total Persons Assisted	5,669	11,327				
		Total LMI Persons Assisted	3,414	7,012				
		Funds Leveraged	\$46,442	\$4,832.152				
SL1/SL3/DH1	Public/Community Facilities (fire stations, libraries, senior centers, food banks, family resource centers, community centers), (SL1) Public/Community Facilities (drug and alcohol treatment, head starts, mental health, health clinics, shelters/ workshops for persons with disabilities (SL3) Public/Community Facilities (domestic violence shelters, emergency/homeless shelters (DH1)	Total Facilities Assisted	3	8	Fund 1.5 projects per year	3 (200%)	Assist 7.5 facilities	8 (114%)
		Total Persons Assisted	9,456	13,097				
		Total LMI Persons Assisted	9,456	12,725				
		Funds Leveraged	86,514	3,078,227				
DH3	Housing Rehabilitation	Total Number of Units rehabbed	190		Fund 6 projects per year (100 Housing Unit)	2 (66%)	Fund 30 projects	15(50%)
		Funds Leveraged	\$0					

2022 CDBG PER—Program Year 2018 Report

EO3	Public Services-Microenterprise Assistance	Total Microenterprises Assisted	0	90	Fund 3 projects per year.)	1 (0%)	Fund 15 projects (100 MicroE Assisted)	3 (20%)
		Tota LMI Microenterprises Assisted	0	90				
		Funds Leveraged	0	\$0				
SL3	Emergency Projects	The Department does not anticipate future disasters but will ensure that if a bona fide disaster occurs in the future the projects will meet the CDBG program requirements and will be reported accordingly.						
N/A	Community Capacity/Technical Assistance	Number of Training Events Held	2	14	Fund 3 per year	2 (67%)	15 training events funded	14 (93%)
		Number of Attendee's	184	558				

Note #1—Outcomes—Actual Number Funded—The actual number funded is based upon the awards made during the program year. The final actual outcomes/accomplishments from each grant awarded by the state will be collected when the grant activities are complete and the grant contract between the city/county and the state is administratively closed and will be reported in IDIS as part of the CAPER.

Each grant recipient is allowed a specified period-of-time to complete the CDBG funded activities and this time-period varies by type of grant. This time-period is referred to as the Project Completion Date (PCD). The state allows PCD extensions if the local circumstances warrant the extensions. Each PCD extension is reviewed on a case by case basis. A summary of the standard PCD time periods are:

- 1 year PCD—Applies to microenterprise assistance grants.
- 2 year PCD—Planning/Final design only grants, construction only grants, public/community facility and housing rehabilitation grants.

Note #2—The state may select activities/priorities for the 2016-2020 CDBG program from the table above. The proposed outcome and performance measure requirements, performance indicators and the short- and long-term goals for each activity will only be triggered, if the activity is actually offered by the program

Describe the Use of CDBG Funds During the Program Year and Assess the Relationship of That Use to the Priorities and Specific Objectives Identified Within the Plan With Special Attention to the Highest Priority Activities That Were Identified

CDBG activities that have had a substantial impact on identified needs are the public works activities and community facility activities which were identified as high priority projects in the 2016-2020 Consolidated Plan. Forty eight percent (48%) of the CDBG funds awarded in 2018 were for Community Facilities projects that will benefit 9,730 persons, forty three percent (43%) for Public Works projects will benefit 11,807 persons and eight percent (8%) of the CDBG funds awarded in 2018 were for housing rehabilitation projects that will benefit 121 persons and rehabilitate 48 housing units. Refer to Table's I, V and VI for more details.

The indicators for CDBG need are identified by the type and number of applications received for funding in 2018. Based upon the number of applications received public works, community facilities and housing rehabilitation are of the highest need. Oregon funded:

- 5 public works projects
- 3 community facility projects;
- 2 housing rehabilitation projects and,
- 1 microenterprise project

The state obligated its Program Year 2018 funds for activities in accordance, as much as possible, with the targets set in the *2018 Annual Action Plan for the Oregon Consolidated Plan*.

The state exceeded the annual allocation funding targets in the following category:

- Community Facilities: Target was 20% and during 2018 the state obligated 48%.

The state did not exceed the annual allocation funding targets in the following categories:

- Microenterprise Assistance: Target was 2% and during 2018 the state obligated 0.54%
- Public Works: Target was 53% and during 2018 the state obligated 46.25%.
- Housing Rehabilitation target was 25% and during 2018 the state obligated 8 %

During 2018 Business Oregon went through a rigorous continuation of the organization restructuring in which the agency is moving towards a more focused regionalized service model that broke down the silos between Business and Infrastructure part of the Agency. At the end of 2017 CDBG team lost our Project Manager and didn't get any replacement until mid of the year and the agency was in the transition mode until the end of the year which was also the due time for the 1st round of 2018 CDBG application round. New personnel are assuming their newly adjusted position in which not allowing sufficient

time to work with potential applicants and develop projects to be moving to ready to proceed condition.

The year of may implementation of changes. It was the first year where an overhaul of CDBG program delivery was fully implemented. Within that year the State implemented a new e-application platform, a new application scoring system, a new formation of project type that we fund (splitting design only vs. construction only)

Since 2012, regardless of these barriers the state is still seeing an increase in demand for the CDBG program. As we speak, the State is seeing the number of projects and potential applicants that move forward in the past couple of months indicating interest to move forward for CDBG funding in the upcoming application which will start in July and end in September 30, 2019.

The state's CDBG program continues to alleviate the effects of the economy by creating jobs, assisting microenterprises, improving infrastructure, providing housing rehabilitation, and constructing essential community facilities. The primary obstacle in successfully addressing the demands remain in the lack of funding. Federal and state funding are simply not enough to meet demand, even when coordinating funding for infrastructure projects with other agencies such as the US Department of Agriculture's Rural Utility Service, Oregon Department of Environmental Quality, the Environmental Protection Agency, the lottery funded Special Public Works Fund and Water/Wastewater Financing Program and others.

Variance between Targeted and Awarded Funding in 2016-2020

The Method of Distribution (MOD) identifies that OBDD-IFA intended to award funds according to the target percentages but OBDD-IFA is not obligated to award all the funds targeted to each category, i.e. if a sufficient number of projects are not awarded in a particular category, applications in other categories may be funded. Each calendar year OBDD-IFA conducted a target review and determine if funds need to be moved from one category to another to address program needs.

At each calendar quarter the need for the program, based upon the complete applications received was reviewed against the targeted percentages. OBDD-IFA varied from the funding targets, in accordance with the applicable MOD, and for the following reasons:

- The state of Oregon has no control over the type and quantity of applications submitted for funding under the program. Regardless the outreach and training effort regionally, the State has emphasize on the readiness for the projects and the parties involved in the to move forward with well-developed projects which limit the projects that are ready to move forward for funding in the open quarter application round
- Demand for community facilities and public works projects has significantly increased throughout the five years. This upward trend was caused by increase in regulatory agencies requirements for the improvement of aging and failing system. The improvement of the economy conditions has provided little boost in the capacity to undertake large projects to address the community need and the

decline in availability of grant funding for both categories. Subsequently the demand for MicroEnterprise assistance has sharply decreased, while Housing Rehabilitation program is showing increase in interest.

- The State undergone a major restructuring and refocusing of the service delivery format. Due to the restructuring and refocusing of the program, 2018 was expected to perform less than expected mainly due to timing that hinder the ability to fully work through project development for projects to be ready to move forward for funding application.

Specify the Nature of and Reasons for any Changes in Program Objectives and Indicate How the State Would Change Its Programs As A Result of Its Experiences

The State just recently went through major changes in the program delivery. We need to let the implementation run its course to allow consistency in timing and enhance training and availability of tools for potential applicant and funding recipient to access.

- **After assessing the variance between targeted and awarded in 2016-2020:**
 - Business Oregon is utilizing the historical data of demand and the trend of funds availability in the development of 2016-2020 Consolidated Plan goals to a more achievable target.
 - Business Oregon will proceed with the assessment to evaluate level of marketing and outreach to projects to achieve the newly set goals. We identified several outreach efforts through the restructuring of the agency's service delivery model alongside with Governor's Regional Solution Teams throughout the 10 regions in the state. Business Oregon will continuously proceed with the outreach efforts by actively marketing the program through all different efforts such as involvements in the League or Oregon Cities and Association of Oregon Counties.
 - Business Oregon keep moving forward on technical assistance to enhance the performance of all programs for our applicants to implementation through trainings, implementation tool development (electronic application) and one-on-one assistance.

Evaluate the Extent To Which the Program Benefitted Low- And Moderate-Income Persons and Include the Number of Extremely Low-Income, and Moderate-Income Persons Served By Each Activity Where Information on Income By Family Size Is Required to Determine Eligibility of the Activity

For the selected benefit period (2018-2019-2020), 98.5% of the state's CDBG funds were obligated to activities benefiting low- and moderate-income persons. Of the funds

obligated under the state's 2018 program, 100% of the project funds benefit low- and moderate-income persons.

The unobligated FY2017 funds were not included in the calculation for overall program benefit to low and moderate income persons.

Of the CDBG awards made during the 2017 program year, the projects are proposed to benefit 21,697 persons of which 16,451 or 76% will be low and moderate income. Refer to Table V above and Table VI below for details.

Table VI

Funding Category	Very Low Income	Low Income	Total Benefitted Persons
Miroenterprise Assistance	Data collected did not drill to the Very Low income	20	39
Public Works	Data collected did not drill to the Very Low income	6,638	11,807
Community Facilities	Data collected did not drill to the Very Low income	9,672	9,730
Housing Rehabilitation	Data collected did not drill to the Very Low income	121	121
Total		16,451	21,697

Evaluate Progress toward Meeting The Goals of Providing Affordable Housing CDBG Funds, Including the Number and Types Of Households Served

During 2018 Business Oregon funded housing rehabilitation projects that are proposed to benefit 48 households, of which 416 persons will benefit and 100% will be low and moderate income.

A Summary of Any Comments Concerning the Program That Have Been Received From Citizens

The public comment period concludes on March 20, 2019 and BUSINESS OREGON received one public comment regarding the 2018 CDBG PER reports.

A Summary of Activities and Results from Technical Assistance Funding

The state's 2018 program included the use of CDBG funds for the technical assistance allowed by Section 811 of the Housing and Community Development Act of 1992. As of December 31, 2022, all of 1% TA funds from the 2016 allocation had been expended. During 2018 BUSINESS OREGON obligated all the 2015 CDBG 1% and substantially obligated partial of the 2016 CDBG 1% funds for activities.

Table VII**CDBG 1% Balance as of December 31, 2017**

Fiscal Year	Obligated	Unobligated	Total
2008	141,451.00	0	141,451.00
2009	143,939.07	0	143,939.07
2010	143,839.00	0	143,839.00
2011	131,525.00	0	131,525.00
2012	120,039.00	0	120,039.00
2013	121,782.00	0	121,782.00
2014	119,140.00	0	119,140.00
2015	117,449.00	0	117,449.00
2016	59,628.50	60,928.50	120,557.00
2017	0	119,783.00	119,783.00
2018	0	131,623.00	131,623.00
Total	1,098,792.57	312,334.50	1,411,127.07

Table V summarizes the CDBG 1% Technical Assistance awards that were made in Program Year 2018 for conference/workshop sponsorship, for local government capacity building associated with CDBG projects. The information below describes all the activities that were funded and the results from that activity.

- **Fair Housing Council of Oregon.** BUSINESS OREGON entered into an amendment of the contract with the Fair Housing Council of Oregon (FHCO) to promote equal access to housing by providing fair housing education, outreach, technical assistance and enforcement opportunities related to federal laws and related Oregon laws. A more detailed description of the results of this funding is described

in the 2018 PER report section entitled *“actions taken to affirmatively further fair housing, a summary of impediments, and actions taken to overcome the effects of impediments”*

- **2018 Oregon Brownfields Conference and Awards Scholarship Fund.** A small amount of technical assistance funds were used to help support the 2018 annual brownfields conference. People attend the meeting from many communities, particularly from rural areas. The conference offers useful information for communities trying to clean up contaminated sites in order to accommodate community development. A total of 157 persons benefitted from this training event and this ACCOMPLISHMENT IS REPORTED IN THE 2018 PER.
- **State Administration.** Starting in FY 2004, states may expend up to \$100,000 +2% of their annual allocation on state administrative costs. In 2006, the state reserved the right to use this flexibility. All CDBG 2% funds used for state administration will be matched 1:1 with funds from the department's Special Public Works Fund. During 2018 none of the CDBG 1% funds were utilized for state administration.

Civil Rights

The state is required to provide data on all applicants and beneficiaries in projects funded from each grant allocation. Information must be reported for each project activity and must indicate the number of persons benefiting by ethnicity and racial groups as defined by U.S. Census.

- **Applicant data**—The proposed applicant data is contained in Table II above.
- **Actual data**—The actual beneficiary data from FFY2017 CDBG funded projects that were administratively closed during 2016 is described and contained in Table VIII below.

Table VIII

RACE GROUP	Total from Grant	Total from Program Income	Combined Total
White not Hispanic	13,697	0	13,697
Hispanic	1,409	0	1,409
American Indian/Alaskan Native	448	0	448
Black not Hispanic	75	0	75
Asian and Pacific Islander	103	0	103
Two or more race	570		570
TOTAL	16,302	0	16,302

Ethnicity/Race data is tabulated for all administratively closed or closed projects in the non-entitlement areas of the state using FY 2018 funds. Five (5) projects awarded in 2016

were administratively closed during the reporting period. When 2018 funded projects are administratively closed, the ethnicity/race data will be reported in successive year's PERs 2018 Grant Year Activity Reports as indicated in the table above for each project and totaled for all projects funded with 2018 grant year funds.

Summary of State's Reviews of Recipient's Civil Rights Performance

The state reviews the civil rights performance of its 2018 recipients as part of its regular monitoring procedures. These include either an on-site review or an internal file/desk audit of all projects. A standardized monitoring checklist is used for this process. 2018 grant recipients monitored during the reporting period generally complied with the Civil Rights performance requirements for Community Development Block Grant recipients.

Summary of State and Recipient Actions to Use Minority- and Women-Owned Businesses In Carrying Out CDBG-Funded Activities

The state encourages grantees to make contracts awarded under CDBG grants available to minority- and women-owned businesses. Through the Grant Management Handbook and training given to recipients, the state describes the various ways that contracting opportunities can be made available to minority- and women-owned businesses. Some examples include dividing larger contracts into smaller portions that can be bid on by smaller firms, or directly soliciting proposals or bids from lists of certified minority- and women-owned businesses.

The current Grant Management Handbook (GMH) (2017 version) provides forms that grant recipients use to collect and report their efforts to the state. The updated 2017 GMH continues to contain information and new requirements for housing rehabilitation originally implemented in 2011. Housing Rehabilitation projects must meet the minimum acceptable outreach efforts/**standards** to minority- and women-owned businesses:

- A good faith, comprehensive and continuing endeavor;
- Supported by a statement of public policy and commitment published in the printed media of the widest local circulation;
- Supported by an office/or a key, ranking staff person with oversight responsibilities and access to the chief elected official; and
- Designed to utilize all available and appropriate public and private sector resources.

In addition to meeting the *standards* listed above, these grant recipients are encouraged to use the new **guidelines** contained in the GMH in implementing outreach programs to ensure the inclusion to the maximum extent feasible, of entities owned by minorities and women.

The state will report in future PERs, for each allocation, on the use of minority and women-owned businesses, and on Section 3 activities by its recipients. IFA's 2016 Section 3 Report was submitted to HUD via SPEARS on February 2, 2017.

Equal Employment Opportunity Data for Business Oregon

Business Oregon maintains the employment data required by the Equal Employment Opportunity Commission (EEOC) on an EEO-4 form. The form is not included in this report but is available from the department.

IDISPR28 Financial Summary Report Adjustments

Adjustment to include the Technical Assistance was done to record the allocation of \$131,623

Line 59 was almost adjusted to show the overall low and moderate income benefit period of 2018-2020

Additional achievements in 2016

- Business Oregon has successfully closed out PY 2007 and currently proceeding with the closing of PY2009

		\$	12,667,461
Total to Obligate	\$	-	

U.S. Department of Housing and Urban Development
Office of Community Planning and Development
Integrated Disbursement and Information System
State of Oregon
Performance and Evaluation Report
For Grant Year 2018
As of 01/17/2023
Grant Number B18DC410001

DATE: 01-17-23
TIME: 12:47
PAGE: 1

Part I: Financial Status

A. Sources of State CDBG Funds

1)	State Allocation	\$13,162,331.00
2)	Program Income	
3)	Program income receipted in IDIS	\$0.00
3 a)	Program income receipted from Section 108 Projects (for SI type)	\$0.00
4)	Adjustment to compute total program income	\$0.00
5)	Total program income (sum of lines 3 and 4)	\$0.00
6)	Section 108 Loan Funds	\$0.00
7)	Total State CDBG Resources (sum of lines 1,5 and 6)	\$13,162,331.00

B. State CDBG Resources by Use

8)	State Allocation	
9)	Obligated to recipients	\$13,162,331.00
10)	Adjustment to compute total obligated to recipients	\$0.00
11)	Total obligated to recipients (sum of lines 9 and 10)	\$13,162,331.00
12)	Set aside for State Administration	\$363,247.00
13)	Adjustment to compute total set aside for State Administration	\$0.00
14)	Total set aside for State Administration (sum of lines 12 and 13)	\$363,247.00
15)	Set aside for Technical Assistance	\$131,623.00
16)	Adjustment to compute total set aside for Technical Assistance	\$0.00
17)	Total set aside for Technical Assistance (sum of lines 15 and 16)	\$131,623.00
18)	State funds set aside for State Administration match	\$0.00

2018	State of Oregon Notes	
Obligated:	12,667,461	(PR-57)
Unobligated		
State Admin:	363,247	
TA 1% :	131,623	
TOTAL	13,162,331.00	(match the state allocation)

U.S. Department of Housing and Urban Development
Office of Community Planning and Development
Integrated Disbursement and Information System
State of Oregon
Performance and Evaluation Report
For Grant Year 2018
As of 01/17/2023
Grant Number B18DC410001

DATE: 01-17-23
TIME: 12:47
PAGE: 2

19)	Program Income	
20)	Returned to the state and redistributed	
20 a)	Section 108 program income expended for the Section 108 repayment	
21)	Adjustment to compute total redistributed	\$0.00
22)	Total redistributed (sum of lines 20 and 21)	\$0.00
23)	Returned to the state and not yet redistributed	\$0.00
23 a)	Section 108 program income not yet disbursed	\$0.00
24)	Adjustment to compute total not yet redistributed	\$0.00
25)	Total not yet redistributed (sum of lines 23 and 24)	\$0.00
26)	Retained by recipients	\$0.00
27)	Adjustment to compute total retained	\$0.00
28)	Total retained (sum of lines 26 and 27)	\$0.00

C. Expenditures of State CDBG Resources

29)	Drawn for State Administration	\$363,247.00
30)	Adjustment to amount drawn for State Administration	\$0.00
31)	Total drawn for State Administration	\$363,247.00
32)	Drawn for Technical Assistance	\$131,623.00
33)	Adjustment to amount drawn for Technical Assistance	\$0.00
34)	Total drawn for Technical Assistance	\$131,623.00
35)	Drawn for Section 108 Repayments	\$0.00
36)	Adjustment to amount drawn for Section 108 Repayments	\$0.00
37)	Total drawn for Section 108 Repayments	\$0.00
38)	Drawn for all other activities	\$12,019,126.17
39)	Adjustment to amount drawn for all other activities	\$0.00
40)	Total drawn for all other activities	\$12,019,126.17

U.S. Department of Housing and Urban Development
Office of Community Planning and Development
Integrated Disbursement and Information System
State of Oregon
Performance and Evaluation Report
For Grant Year 2018
As of 01/17/2023
Grant Number B18DC410001

DATE: 01-17-23
TIME: 12:47
PAGE: 3

D. Compliance with Public Service (PS) Cap

41)	Disbursed in IDIS for PS	\$1,762,881.00
42)	Adjustment to compute total disbursed for PS	\$0.00
43)	Total disbursed for PS (sum of lines 41 and 42)	\$1,762,881.00
44)	Amount subject to PS cap	
45)	State Allocation (line 1)	\$13,162,331.00
46)	Program Income Received (line 5)	\$0.00
47)	Adjustment to compute total subject to PS cap	\$0.00
48)	Total subject to PS cap (sum of lines 45-47)	\$13,162,331.00
49)	Percent of funds disbursed to date for PS (line 43 / line 48)	13.39%

E. Compliance with Planning and Administration (P/A) Cap

50)	Disbursed in IDIS for P/A from all fund types - Combined	\$635,773.00
51)	Adjustment to compute total disbursed for P/A	\$0.00
52)	Total disbursed for P/A (sum of lines 50 and 51)	\$635,773.00
53)	Amount subject to Combined Expenditure P/A cap	
54)	State Allocation (line 1)	\$13,162,331.00
55)	Program Income Received (line 5)	\$0.00
56)	Adjustment to compute total subject to P/A cap	\$0.00
57)	Total subject to P/A cap (sum of lines 54-56)	\$13,162,331.00
58)	Percent of funds disbursed to date for P/A (line 52 / line 57) Combined Cap	4.83%
59)	Disbursed in IDIS for P/A from Annual Grant Only	\$635,773.00
60)	Amount subject the Annual Grant P/A cap	
61)	State Allocation	\$13,162,331.00
62)	Percent of funds disbursed to date for P/A (line 59 / line 61) Annual Grant Cap	4.83%

U.S. Department of Housing and Urban Development
Office of Community Planning and Development
Integrated Disbursement and Information System
State of Oregon
Performance and Evaluation Report
For Grant Year 2018
As of 01/17/2023
Grant Number B18DC410001

DATE: 01-17-23
TIME: 12:49
PAGE: 4

Part II: Compliance with Overall Low and Moderate Income Benefit

63) Period specified for benefit: grant years 2018 – 2020

64) Final PER for compliance with the overall benefit test: [No]

	Grant Year	2018	2019	2020	Total
65) Benefit LMI persons and households (1)		11,481,977.17	10,099,027.00	2,250,032.00	23,831,036.17
66) Benefit LMI, 108 activities		0.00	0.00	0.00	0.00
67) Benefit LMI, other adjustments		1,052,334.83	3,008,549.00	11,345,838.00	15,406,721.83
68) Total, Benefit LMI (sum of lines 65-67)		12,534,312.00	13,107,576.00	13,595,870.00	39,237,758.00
69) Prevent/Eliminate Slum/Blight		0.00	0.00	0.00	0.00
70) Prevent Slum/Blight, 108 activities		0.00	0.00	0.00	0.00
71) Total, Prevent Slum/Blight (sum of lines 69 and 70)		0.00	0.00	0.00	0.00
72) Meet Urgent Community Development Needs		410,000.00	0.00	0.00	410,000.00
73) Meet Urgent Needs, 108 activities		0.00	0.00	0.00	0.00
74) Total, Meet Urgent Needs (sum of lines 72 and 73)		410,000.00	0.00	0.00	410,000.00
75) Acquisition, New Construction, Rehab/Special Areas noncountable		0.00	0.00	0.00	0.00
76) Total disbursements subject to overall LMI benefit (sum of lines 68, 71, 74, and 75)		12,944,312.00	13,107,576.00	13,595,870.00	39,647,758.00
77) Low and moderate income benefit (line 68 / line 76)		0.97	1.00	1.00	0.99
78) Other Disbursements		1.00	1.00	1.00	3.00
79) State Administration		363,247.00	365,543.00	224,457.00	953,247.00
80) Technical Assistance		131,623.00	84,261.00	0.00	215,884.00
81) Local Administration		272,526.00	247,466.00	104,241.00	652,365.00
82) Section 108 repayments		0.00	0.00	0.00	0.00



U.S. Department of Housing and Urban Development
Office of Community Planning and Development
Integrated Disbursement and Information System
PR57 - CDBG State Timely Award of Funds

DATE: 01-17-23
TIME: 12:18
PAGE: 1

State Name: Oregon Grant Number: B18DC410001 Report Date: 01-17-23
Award Date: 08-22-18 Timeliness Date: 11-22-19
Grant Amount: \$13,162,331.00 Distribution Standard: \$12,667,461.07 Total Funded: \$12,667,461.00

IDIS Activity ID	UGLG Name	Matrix Code	Activity to prevent, prepare for, and respond to Coronavirus	Funded Amount
17431	BAKER COUNTY	03O	No	\$25,000.00
17333	COOS COUNTY	03O	No	\$269,138.00
17517	GRANT COUNTY	03C	No	\$1,055,000.00
17708	MARION COUNTY	05Z	No	\$410,000.00
17482	CHILOQUIN	03J	No	\$600,165.00
17578	CRESWELL	14A	No	\$145,942.00
17580	CRESWELL	14H	No	\$74,976.00
17519	DAYVILLE	03E	No	\$1,438,053.00
17514	ELGIN	03J	No	\$446,400.00
17791	ELGIN	03J	No	\$114,414.00
17567	HALFWAY	03O	No	\$1,490,000.00
17496	INDEPENDENCE	14A	No	\$0.00
17497	INDEPENDENCE	14H	No	\$0.00
17516	JOHN DAY	03J	No	\$196,500.00
17584	MCMINNVILLE	14A	No	\$400,000.00
17586	MCMINNVILLE	14H	No	\$75,000.00
17603	ONTARIO	03J	No	\$90,946.00
17429	PRINEVILLE	03A	No	\$494,765.00
17555	RICHLAND	03J	No	\$258,855.00
17484	ST. HELENS	05W	No	\$1,352,881.00
17581	SWEET HOME	14A	No	\$400,000.00
17583	SWEET HOME	14H	No	\$75,000.00
17481	TILLAMOOK	03J	No	\$2,500,000.00
17512	WILLAMINA	03J	No	\$475,900.00
17242		21A	No	\$12,002.00
17334		21A	No	\$10,000.00
17483		21A	No	\$35,000.00
17485		21A	No	\$25,000.00
17498		21A	No	\$0.00
17513		21A	No	\$20,000.00
17515		21A	No	\$30,000.00
17518		21A	No	\$35,000.00
17520		21A	No	\$18,500.00
17556		21A	No	\$18,000.00
17568		21A	No	\$10,000.00
17579		21A	No	\$15,024.00
17582		21A	No	\$25,000.00
17585		21A	No	\$25,000.00

2018 - Status Reconciled (PR-57)		
Distribution Standard	\$ 12,667,461.07	(PR-57)
State CDBG Reconciliation		
Obligated:	\$ 12,667,461.00	
Unobligated		
Total State	\$ 12,667,461.00	

Total Funded Amount: \$12,667,461.00

Community Development Systems

Integrated Disbursement & Information System (IDIS)



User: C28005

Role: Grantee

Organization: OREGON

- Logout

Grant

- Search

- HESG Review

Subfund

- Add

- Search

Subgrant

- Add

- Search

Subfund Program Income

- Add

- Search

Subgrant Program Income

- Add

- Search

Utilities

- Home

- Data Downloads

- Print Page

- Help

Links

- Contact Support

- Rules of Behavior

- CPD Home

- HUD Home

Grant

View Grant

Return to Search Grants

|

View Grant History

|

View Sanction Data

Grantee/PJ Name: (tip)

OREGON

Grant Status: (tip)

Active

Program: (tip)

CDBG

Grant Blocked: (tip)

No

Grant Year: (tip)

2018

Award Date: (tip)

08/22/2018

Grant #: (tip)

B-18-DC-41-0001

Grantee Organizational DUNS #: (tip)

80-957-9543

Administering Organization: (tip)

OREGON BUSINESS DEVELOPMENT DEPT.

Payee EIN/TIN#: (tip)


93-0621491

Grant Amounts		View Subfunds
	Amount	
Original Allocation Amount	\$13,162,331.00	
Current Authorized Amount	\$13,162,331.00	
Formula Grant Amount	\$13,162,331.00	
(Grant) Reduction Amount (-)	\$0.00	
De-obligated Amount (-)	\$0.00	
Reallocation Amount	\$0.00	
Net Drawn Amount	\$12,513,676.00	
Drawn Amount (+)	\$12,513,676.00	
Drawdown Pending Amount (+)	\$0.00	
Returned Amount (+)	\$0.00	
IDIS Draw Balance	\$648,655.00	
LOCCS Draw Balance	\$648,655.00	
Subfunded Amount	\$0.00	
EN Funds (Authorized Amt minus Subfunded Amt)	\$13,162,331.00	
Amount Committed to Activities	\$13,162,331.00	

Amount Available to Commit to Activities	\$0.00
Amount Available to Draw	\$648,655.00

[Return to Search Grants](#) | [View Grant History](#) | [View Sanction Data](#)

For IDIS Support only: Tue Jan 17, 2023 at 3:26

 Session Timeout



State of Oregon
B-19-DC-41-0001
PART I—NARRATIVE REQUIREMENTS
December 31, 2022

State	OREGON
Reporting Period FY	2022
Grant Number	B-19-DC-41-0001
Data as of:	December 31, 2022
1. Financial Status	
A: Total Funds	
(1) Allocation	\$ 13,277,173
(2) RGR (return recaptured grant)	\$ 21,000
B: Amount Obligated to Recipients	\$ 12,789,325 (see note)
C: Amount Drawn Down	\$ 10,504,023 (IDIS 1-17-2023)
D: Amount for State Administration	\$ 365,544
E: Technical Assistance	\$ 132,772
F: Section 108 Loan Guarantees	N/A

2. National Objectives	
A: Period Specified for Benefit (Fiscal Year to Fiscal Year)	2018-2020
B: Amount used to:	
(1) Benefit Low/Moderate Income Persons	\$ 12,531,859
(2) Prevent/Eliminate Slums/Blight	\$0
(3) Meet Urgent Needs	\$0
(4) Acquisition/Rehab Noncountable	\$0
(5) Local Administration	\$ 257,466
(6) Unobligated Funds (Not included in total)	\$ 10,625
(7) Unobligated Recaptured Grant Repayments (Not included in total)	\$ 0
Total	\$ 12,799,950 (see note below)

NOTE:**PR28 Report total obligated to recipients –**

2019		<i>State of Oregon Notes</i>
<i>Obligated in PR57</i>	\$	12,789,325
<i>LA Account</i>	\$	(21,000)
<i>Unobligated</i>	\$	10,533
<i>State Admin:</i>	\$	365,543
<i>TA 1% :</i>		<i>\$ 132,772</i>
<i>Total PY2019 allocation</i>	<i>\$</i>	<i>13,277,173 (match the state allocation)</i>

PR57 Report total obligated to recipients – PR 57 obligated matches the amount obligated in the state record

B-19-DC-41-0001
PART II—NARRATIVE REQUIREMENTS
December 31, 2022

Describe the Resources Made Available

In 2019 IFA had \$16,787,629 in available CDBG resources to award to units of general local government. Table I below illustrates the information more clearly but a quick summary is provided below:

- 1) FY2019 annual grant (amount available for projects) \$12,778,858
- 2) FY2018 and prior year recaptured funds \$4,008,771

Describe the Investment of Available Resources

The available resources are not fully invested within PY2019. Table I illustrates that the 2019 funds obligated by December 31, 2019.

Variance between Targeted and Awarded Funding in 2019

The 2019 Method of Distribution (MOD) identifies that OBDD intended to award funds according to the target percentages, but OBDD is not obligated to award all the funds targeted to each category, i.e. if a sufficient number of projects are not awarded in a particular category, applications in other categories may be funded. Each calendar quarter OBDD-IFA will conduct a quarterly target review and determine if funds need to be moved from one category to another to address program needs.

At each calendar quarter the need for the program, based upon the complete applications received was reviewed against the targeted percentages. OBDD-IFA varied from the funding targets, in accordance with the 2019 MOD, and for the following reasons:

The state of Oregon has no control over the type and quantity of applications submitted for funding under the program. As of December 31, 2019, the State received seventeen applications totaling of \$ 9,871,147. Out of all applications received one was returned and we were able to fund all of remaining.

As of December 31, 2019, \$8,371,147 of the 2019 Program Year funds were obligated and left \$8,416,482 to be included in the 2020 application round which will open in April 2020 to September 2019. In total the projected obligation for the FY 2019 funds were obligated in accordance with the *2019 Method of Distribution*. We are confident that the remaining \$8,416,482 will be able to obligate it within the 15-month Timely Distribution period.

PY 2018 was the first year of implementation after the state has implemented a major overhaul in the program design because of the TA provided by HUD to improve on the state expenditure ratio, those improvements are:

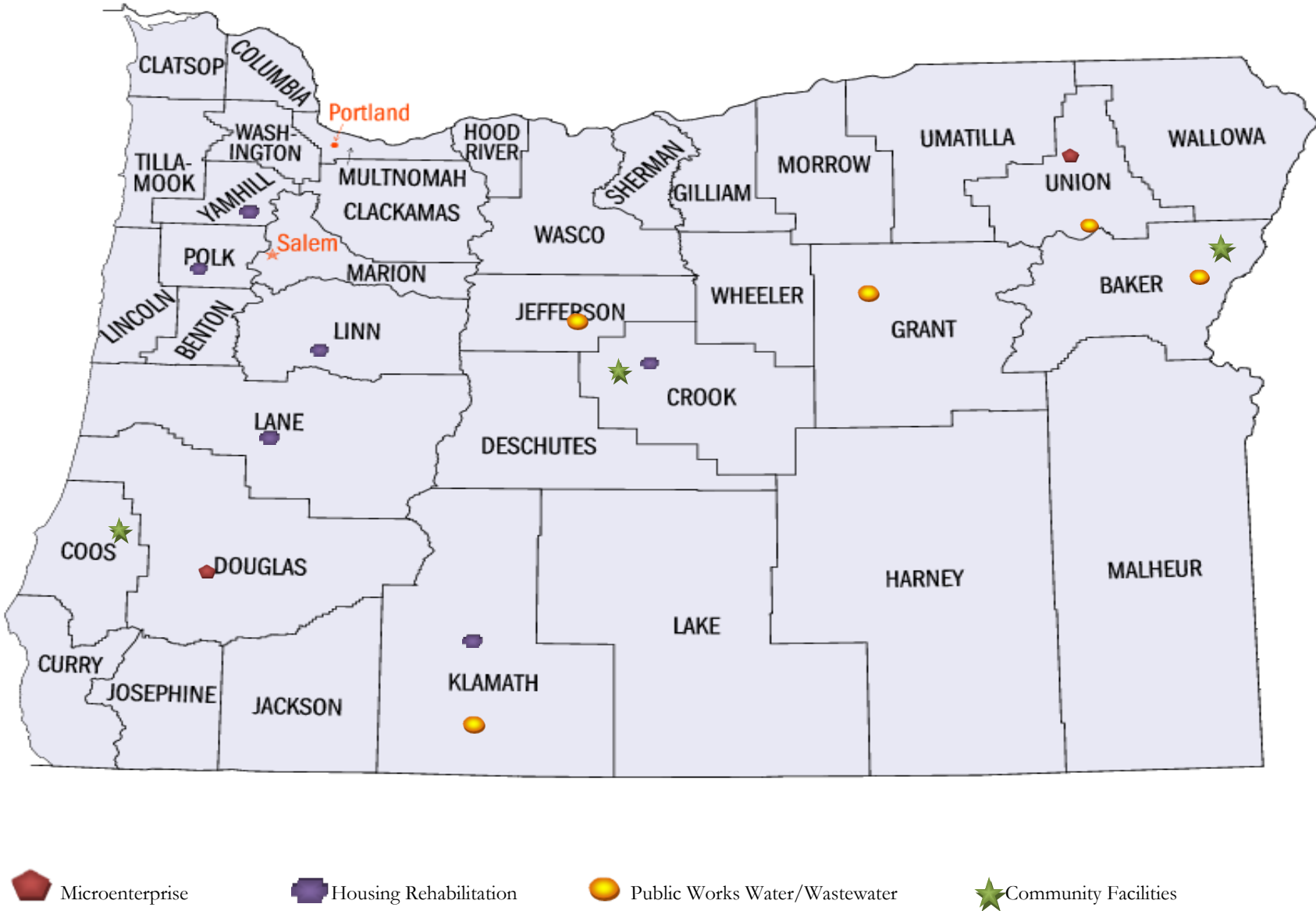
- Restructuring of project timeline to contain projects to be completed within 24 months
- Subsequent rearrangement of Public Works project type which now restrict to fund only design or construction (as apparent in the type of project funded in 2018, four out of five public works projects awarded are for design only)
- Restructuring of the scoring system
- Implementation of electronic application
- Recalibration of application round from quarterly to annually.

Because of that we have been expecting the slowdown in obligation pacing as more of the design only projects are funded more. After all these implementations, we have seen a great improvement in the expenditure ratio in the past year.

Table I

	2019 Annual Allocation and Targets		OBLIGATED	2019 Allocation awarded to project	2019 program income	2019 Recaptured Grant Repayment	2018 unobligated program funds	2018 and prior year unobligated recaptured funds	TOTAL OBLIGATED after 4th quarter application round (2/28/18) AND ASSOCIATED PERCENTAGE	
Category	Amount	%		Amount	Amount	Amount	Amount	Amount	Amount	%
Microenterprise Assistance	\$ 335,753	2%	Obligated by 11-26-19	\$175,000	\$0	\$0	\$0.00	\$0	\$175,000	2.09%
Public Works	\$ 8,897,443	53%	Obligated by 11-26-19	\$2,823,320			\$424,098	\$0	\$3,247,418	38.79%
Public/Community Facilities	\$ 3,357,526	20%	Obligated by 11-26-19				\$2,348,729		\$2,348,729	28.06%
Housing Rehabilitation	\$ 4,196,907	25%	Obligated by 11-26-19	\$1,364,058			\$1,235,942	\$0	\$2,600,000	31.06%
Total	\$ 16,787,629	100%		\$4,362,378	\$0	\$0	\$4,008,769	\$0	\$8,371,147	100%
Total Available to Obligate in 2018 (total annual allocation +PI+RGR+Prior year unobligated)	\$16,787,629		Note: 2019 allocation \$12,778,858 + prior year unobligated \$4,008,771							
Total Obligated for PY2019	\$8,371,147									
Unobligated	\$8,416,482									

Geographic Distribution and Location of Investments



Refer to the above map for the 2019 CDBG program obligations. The state of Oregon has no control over the type and quantity of applications submitted for funding under the program or their geographic location. Awards were made as follows:

- **Microenterprise Assistance** – City of La Grande, City of Roseburg
- **Public Works** – City of Madras, City of Monument, City of North Powder, City of Richland, Klamath County
- **Public/Community Facilities** – City of Halfway, Coos County, City of Prineville.
- **Housing Rehabilitation** – City of Prineville, City of Falls City, Klamath County, City of Creswell, City of Sweet Home, City of McMinnville

The Families and Persons Assisted (including the racial and ethnic status of persons assisted)

2019 Award												
	Project #	Award Amount	Leverage	Beneficiary info								
Public Works				People	LMI	White – not Hispanic	Hispanic	Black, not Hispanic	American Indian/Alaskan	Asian	Native Hawaiian & Pacific	Two or more Races
Richland Water System Improvements - Design	P19002	\$ 424,100	\$ 3,900	286	173	272	0	4	8			2
North Powder Wastewater System Improvements - Design	P19003	\$ 276,000	\$ 2,790	439	315	406	0	2	7	2	0	22
Klamath Co.-Bly Water Distribution Improvements - Design	P19004	\$ 276,210	\$ 2,790	214	123	173	21	3	14	3	0	0
Monument Water System Improvements - Construction	P19005	\$ 1,799,373	\$ 3,000	130	72	118	5	0	2	0	0	5
Madras Water Distribution Improvements - Design	P19006	\$ 471,735	\$ 4,765	6,046	3,270	1682	2330	40	417	47	15	1515
Public/Community Facilities												
Halfway Fire Station (Design & Construction)	C19007	\$1,500,000	\$15,001	884	475	824	41	5	14	0	0	0
Coos County - Dora Sitkum (additional Funding)	C16011	\$311,000	\$1,000	167	95	143	9	1	4	2	0	8
Prineville Senior Center (additional Funding)	C17006	\$537,729	\$15,232	1,384	1,384	1251	0	3	21	10	1	98
HOUSING REHABILITATION												
Prineville Housing Rehabilitation Program	H19008	\$400,000	\$0	64		35	5	-	7	-	1	16
Falls City Housing Rehabilitation Program	H19009	\$400,000	\$0	57		54	3					
Klamath Co. Housing Rehabilitation Program	H19010	\$400,000	\$0	36		29	4		3			
Creswell Housing Rehabilitation Program	H19011	\$400,000	\$0	30		27			2			1
Sweet Home Housing Rehabilitation Program	H19012	\$500,000	\$0	40		24	4		8		4	-
McMinnville Housing Rehabilitation Program	H19013	\$500,000	\$0	100		61	21	1		2		15
MICROENTERPRISE ASSISTANCE												
La Grande - MicroEnterprise Assistance	M19014	\$ 75,000.00	\$ -	50	35	41	4	1	2	1		1
Roseburg - MicroEnterprise Assistance	M19015	\$100,000	\$0	50	40	40	7	1		1		1
TOTAL AWARD		\$8,371,147	\$48,478	9,977	6,272	5,240	2,707	350	779	356	306	1,942

Activities to Address Homelessness, Chronic Homelessness and Persons with Special Needs

Funding homeless shelters, shelters for victims of domestic violence and person with special needs are one of the priorities of the Oregon CDBG program. There were no CDBG projects awarded in PY2019 or assisted with FY 2019 funds for person with special needs under Community Facilities.

Actions Taken To Affirmatively Further Fair Housing, a Summary of Impediments and Actions Taken To Overcome the Effects of Impediments

Three state agencies administer programs that serve to further fair housing for Oregon's people. As result the Analysis of Impediments to Affirmatively Furthering Fair Housing was a joint effort between the state agencies and the actions taken to overcome the impediments were also divided amongst the state agencies. For a complete description of the impediments found in the 2016-2020 Analysis of Impediments to Affirmatively Furthering Fair Housing, the 2016-2020 Fair Housing Action Plan and a summary of all the state agency actions to overcome the identified impediments, please refer to the more detailed analysis included in the 2016 Consolidated Annual Performance Evaluation Report (CAPER). This CDBG Performance Evaluation Report (PER) narrative summarizes the actions taken by Business Oregon to address/overcome specific impediments.

Business Oregon, which administers Community Development Block Grant funds for the state's non-metropolitan cities and counties, integrating within program implementation and through the contract with Fair Housing Councils of Oregon, educates its recipients about their fair housing responsibilities in several ways including:

- 1) Presentations at workshops,
- 2) Updates to the comprehensive Grant Management Handbook,
- 3) Disbursements of informational handouts, posters, brochures and individual technical assistance, as needed or requested,
- 4) Disbursements of workshops or conferences which address fair housing issues and
- 5) completed 2016-2020 statewide Analysis of Impediments to Affirmatively Furthering Fair Housing and Fair Housing Action Plan which are made available to recipients to identify, plan for and remove impediments to further fair housing,
- 6) Provide direct training and consultation to local jurisdiction.

The efforts of BUSINESS OREGON, identified below are addressing the following impediments identified in the 2016-2020 Analysis of Impediments to Furthering Fair Housing:

- 1-5 – Local zoning and land use regulations and/or inexact application of state laws may impede the siting and approval of group homes.
- 2-1 – Lack of enforcement of fair housing violations persist statewide.

- 2-2 – Limited housing options for persons most vulnerable to housing discrimination: non-English speakers, persons of Hispanic descent, African-Americans, large families and persons with disabilities.
- 3-1 – Local housing resources statewide are limited. This is particularly true in rural communities.
- 6-1 – The state's ban on inclusionary zoning limits municipalities' ability to employ flexible tools and incentives to increase the number of affordable units built.

BUSINESS OREGON continues to fund fair housing activities through the Fair Housing Council of Oregon (FHCO) and, until 2014 through the Greater Eastern Oregon Economic Development District (GEODC). Since January 2011, BUSINESS OREGON has funded \$444,025 to these entities to complete activities to further fair housing and remove impediments to fair housing choice:

- FHCO – contract from July 1, 2011 to December 31, 2012 for \$55,000.
- GEODC – contract from July 1, 2011 to June 30, 2012 for \$20,000.
- FHCO – contract for 3 workshops in 2013 for \$8,000.
- GEODC – contract from July 1, 2012 to June 30, 2014 for \$32,000.
- FHCO – contract from July 16, 2013 to December 31, 2013 for \$65,800.
- FHCO – contract from March 24, 2014 to December 31, 2015 (amended in April 2015 to include more work with local jurisdictions) for \$158,925.
- FHCO – contract from February 8, 2016 to December 31, 2016 for \$104,300
- FHCO – Contracted from February 2017 to December 31, 2017 for \$113,550
- FHCO – Contracted from February 2018 to December 31, 2018 for \$98,850
- FHCO – Contracted from February 2019 to January 30, 2020 For \$110,675

Table III, below summarizes the impediments identified within 2016-2020 Analysis of Impediments to Affirmatively Furthering Fair Housing and Fair Housing Action Plan being addressed by BUSINESS OREGON and the actions taken by BUSINESS OREGON and through its contractor, FHCO to address the identified impediments:

During 2019 the following additional activities occurred:

- a. The state continues to convey fair housing information via the CDBG 'list-serve' which was started in 2007. This list-serve disseminates information to all interested persons and grant recipients.
- b. IFA continues outreach through technical assistance workshops/ presentations regarding Limited English Proficiency Plan and Section 3 Plan along with the dissemination of the new established Section 3 Business Registry web page.
- c. IFA continues to require the submission of reasonable accommodation policies when a non-profit is becoming a certified sub-grantee.

- d. In 2019, IFA enhanced the effort in furthering fair housing by providing assistance through FHCO training and education effort directly to the local jurisdictions.

Table III
Efforts to Remove Barriers/Impediments to Fair Housing

<p>Conduct at least 4 mass media and other strategic outreach activities. These activities may include PSAs, radio interviews, television appearances, and outreach events in local communities. Includes posting a combination of 150 Twitter feeds, Facebook posts and blog posts each year. Spanish-language outlets also will be targeted for these activities.</p>	<p>4 events, reaching at least 4 non-entitlement communities. The location, date of the event, along with the call number of the radio or television station, and identification of the area covered by the station will be reported. (Diane Hess, Louise Dix, Isidro Reyes, Rebecca Wetherby)</p> <p>The number of posts and news articles posted. (Rebecca Wetherby)</p>	<p>Period 1. 4/17 Interview at Radio Poder in Woodburn and PSA campaign</p> <p>Social Media/Blog/Articles 40 Facebook/Twitter posts</p> <p style="padding-left: 40px;">- Log attached Task2socialmedia.xls</p> <p>Period 2. 7/11 Recorded a long form audio piece/interview in collaboration with Elkhorn Media Group in Eastern Oregon. Audio material is being re-broadcast on KCMB, KWRL, KVBL, KHKF in La Grande/Baker; also will air on Elkhorn affiliate stations in Pendleton/Hermiston and John Day/Prairie City. They will also run PSAs to promote our trainings and events.</p> <p>5/14 Tabled at DHS Supervisors conference 6/4 Tabled at DHS Supervisors conference 6/27 Tabled at AHMA conference</p> <p>Social Media/Blog/Articles 26 Facebook/Twitter posts</p> <p style="padding-left: 40px;">- Log attached Task2smposts2019.xls</p> <p>Period 3. This tasks goals were exceeded and reported previously. El Mensajero published a half page announcement explain our services. Attached as Task 2</p> <p>Social Media/Blog/Articles 24 Facebook/Twitter posts</p>
---	--	--

		<p>- Log attached Task2smposts2019.xls Blog http://fhco.org/index.php/news/blog-2</p> <p>Period 4. Exceeded and reported previously.</p> <p>Social Media/Blog/Articles 37 Facebook/Twitter posts</p> <p>- Log attached Task2smposts.xls Blog http://fhco.org/index.php/news/blog-2</p>
Show newly updated "Anywhere But Here" display in at least 4 non-entitlement communities	4 display events in non-entitlement communities. The location and date of the display event will be reported. (Eleanor Doyle)	<p>Period 1. 1/22 – 2/6 Displayed in McMinnville at Yamhill County Housing Authority</p> <p>Period 2. No showings</p> <p>Period 3.</p> <ul style="list-style-type: none"> • Shown at Oregon Coalition on Housing and Homelessness Conference for a Statewide audience, 9/24-26 • Grant County Courthouse - October 7-8 • Blue Mountain Hospital - October 9-10 (Hospital Health Fair 10/9) • Grant Union Library - October 11-14 (Social Services Day 10/11) • Grant County Regional Airport- October 14-16 (EOCCD 10/15) • Prairie City Senior Center - October 16 • The Outpost- October 17 (Grant County Chamber) • John Day Senior Center- October 17-October 21 • Monument Senior Center - October 22 • Grant County Courthouse - October 22-October 28 • Grant County Health Department - October 28-October 31 <p>Period 4. This task was met in previous periods</p>

Produce and distribute 4,000 information materials about fair housing to housing consumers, providers, government agency staff, and the general public	The number of information materials and packets distributed.	<p>Period 1. no pieces distributed to non-entitlement communities</p> <p>Period 2. 5,113 pieces distributed to non-entitlement communities</p> <p>Period 3. This goal was met in previous periods, materials continue to be distributed as opportunity allows</p> <p>Period 4. This goal was met in previous periods, materials continue to be distributed as opportunity allows</p>
Conduct a 2019 fair housing poster contest for Oregon children in first through eighth grades, throughout Oregon.	Date and location of poster contest, the number of entrees judged and identification of the winner and provision of a copy of the winning poster.	<p>Period 1. Picked winner from 112 entries on March 20th at FHCO office. Mailed brochures and letters statewide.</p> <ul style="list-style-type: none"> • E-Blast to public and charter schools and other educational organizations, social service agencies, and housing providers statewide. • 3,000 brochures and letters mailed statewide • Social media posts on FHCO Facebook & Twitter. • Statewide organization Community Action Partnership of Oregon promoted the contest in their e-newsletters. • East Oregonian newspaper promoted the contest on their website. • Winning entry published as a color half-page ad in printed version of The Oregonian, with Statewide distribution. Scan is included with this report. • Slideshow of Grand Prize entry and ten other winners http://fhco.org/index.php/news/poster-competition • 4,000 posters printed in English and Spanish for mailing and other distribution. <p>Period 2. Posters are being distributed statewide</p> <p>Period 3. Posters are being distributed statewide. The 2020 theme will be “Together We Make a Neighborhood.”</p> <p>Period 4. Posters are being distributed statewide. The 2020 theme will be “Together We Make a Neighborhood.” A direct mail campaign for potential entrants was printed and sent in December.</p>

Distribute 10,000 fair housing newsletters	The number of FHCO Newsletters distributed.	<p>Period 1. 3/27 Spring Newsletter to 4,364 subscribers https://mailchi.mp/fhco/promise-of-opportunity-april-is-fair-housing-month</p> <p>Period 2. Summer Newsletter to 4,231 subscribers https://mailchi.mp/fhco/summer-2019-promise-of-opportunity</p> <p>Period 3. Autumn Newsletter to 4,216 subscribers https://mailchi.mp/fhco/promise-of-opportunity-2019</p> <p>Period 4. Winter Newsletter to 4,128 subscribers https://mailchi.mp/fhco/promise-of-opportunity-winter-2019</p>
Continue to update FHCO website to expand the knowledge, awareness and support of fair housing laws, enforcement avenues, and protections for citizens of the State including the addition of a new map with jurisdictional data.	The number of hits to the FHCO web site.	<p>Period 1. 456,221 hits</p> <p>Period 2. 416,118 hits</p> <p>Period 3. 410,215 hits</p> <p>Period 4. 403,200 hits</p>
<p>Conduct 2- 3 fair housing tours to non-entitlement areas. Each tour will consist of a series of workshops targeting target housing consumers, housing providers, social service providers and advocates, elected officials, land use staff of local non-entitlement jurisdictions, community based organizations and others.</p> <p>Conduct 2 tours to develop partnerships with local community-based resources in the area of state with identified fair housing needs; local partner would provide a series of workshops</p>	<p>The location and date of the fair housing tour, along with the number of participants will be reported. (Diane Hess, Shyle Ruder, Louise Dix)</p> <p>The location and date of the fair housing tours to develop partnerships and the number of participants will be reported. (Diane Hess, Shyle Ruder, Louise Dix)</p>	<p>Period 1. FHCO is in the process of scheduling tours</p> <p>Period 2. May--July--Polk and Yamhill Counties On May 7th FHCO joined a meeting with the Service Integration Team for the Sheridan School District coordinated by Betsy Paniagu of Yamhill Community Care. This is a rural area of Oregon where many families are involved in agricultural work. Service providers meet monthly to try to meet the needs of the community. During this meeting</p>

<p>targeting housing consumers, social service providers and advocates, housing providers, elected officials, land use staff of local non-entitlement jurisdictions, community based organizations and others; local resources also would provide continual presence and access to fair housing resources, such as outreach, materials, and technical assistance.</p>		<p>Another meeting followed with the Services Integration Team of McMinnville, OR on May 8th which included a 15-minute community partner spotlight presentation of FHCO's services. May 29th FHCO tabled at an event to connect low income Yamhill County residents with resources, Yamhill County Community Connect. The invitation to participate in this event was a direct result of FHCO's presentation at the McMinnville Services Integration Team meeting.</p> <p>On June 13th FHCO attended a Services Integration Team meeting in Newburg which included a 15-minute community partner spotlight presentation of FHCO's services. Newburg is also a more rural area of the state where there are more agricultural workers due to Oregon's wine industry.</p> <p>July--Eastern Oregon Six day tour covered Malheur, Umatilla and Union counties. Tour included trainings for a wide range of advocates, including DHS staff (Self Sufficiency and Aging & People with Disabilities), community action agencies, behavioral health providers, Veterans' Administration, hospitals, Head Start, refugee service agencies, other social service agencies, churches and community activists. Housing provider trainings targeted rental owners, property managers and adult foster care home providers. Staff met with the Confederate Tribes of the Umatilla Indian Reservation Housing Office. Materials were dropped off at the Ontario Public Library, Four Rivers Cultural Center and Oregon Human Development Corporation for Hispanic Advancement. There was an extensive radio interview with Elkhorn Media Group that aired throughout eastern Oregon.</p> <p>Major issues addressed at the training sessions included landlords refusing to accept Section 8 Housing Choice vouchers, landlords refusing to accept assistance animals and issues related to reasonable accommodations for hoarding disorder screening for criminal history.</p> <p>June--Southern Oregon Conducted a Fair Housing Training with a housing provider focus. Bingo was used as a training tool. It was coordinated with North Bend/Coos Bay Housing Authority, providers and housing authority staff, North Bend, there were fourteen attendees. In coordination with the Douglas County Association of Realtors, provided a training with a realtor focus and bingo was used a training tool. Met with Oregon Coast Community Action's landlord outreach</p>
---	--	---

		<p>program and also the housing authority. Held a forum and also provided a training. Additionally discussed with United Community Action Network to create a partnership with them to provide a local presence for fair housing in the community.</p> <p>Period 3.</p> <p>Aug -- Oct--Southern Oregon A second tour took place in Southern Oregon during the summer and early fall. During this tour, FHCO staff provided training to the UCAN staff, Holly Fifield and Jaimie Massey, who had come on board to handle the Southern Oregon region for FHCO. There was an orientation meeting on August 14 for Jaimie Massey in the Roseburg office and an additional orientation meeting August 22 with both Jaimie and Holly in Grants Pass. Both Holly and Jaimie shadowed Louise Dix at two trainings in Southern Oregon; an AHMA training in Grants Pass on August 22 and a Housing Authority of Jackson County training October 3. They participated in an on-line training with FHCO staff on October 4. Jaimie also shadowed Louise at an Adult Foster Care training in Roseburg on September 17. Jaimie facilitated a Fair Housing Basics training for UCAN housing staff on November 13 which Louise attended electronically. She evaluated the training providing comments to both Jaimie and Holly.</p> <p>Louise also facilitated an adult foster care training August 7 in Medford. Additional outreach via email and material distribution was conducted to Southern Oregon libraries, and HADCO.</p> <p>Period 4.</p> <p>Southern Oregon Outreach and training coordinated out of UCAN offices in Roseburg and Grants Pass offices continued throughout period 4. Including fair housing presentations, one on one outreach, display bookings, and materials distribution.</p>
--	--	---

<p>Conduct trainings for 10 partners and key organizations including re-entry professionals, nonprofit shelters and housing providers, state agencies and community based organizations. Wherever possible, trainings will include FHCO's virtual tours, tailored to the local community, and a listening session to identify local fair housing issues and progress on the Fair Housing Action plan. We will continue to research and update our virtual tours with new data and interviews.</p>	<p>Identification of the 10 partners and key organizations that were trained, including their name, organization and the location and date of training.</p>	<p>Period 1. We are working on the training schedule</p> <p>Period 2.</p> <ul style="list-style-type: none"> • 5/9 Fair Housing Training focused on Criminal History and Familial Status for the Service Integration Team. Additionally, many questions about disability and hoarding were asked and answered., Monmouth, 36 Attendees • 6/27 Fair Housing Training with Bingo for AHMA conference, also had an emphasis on hate and harassment. • 7/8 Fair Housing landlord focus, Treasure Valley Rental Owners, Malheur, 23 attendees • 7/8 Basic Fair Housing for Advocates, DHS SSP, Ontario, 16 attendees • 7/8 Basic Fair Housing for Advocates, DHS APD, Ontario, 18 attendees • 7/10 Fair Housing RA/RM intensive, Center for Human Development, La Grande, 5 attendees • 7/11, Fair Housing landlord focus, Umatilla County Rental Owners, Pendleton, 8 attendees • 7/11 Fair Housing provider landlord focus, Northeastern Oregon Rental Owners, La Grande, 32 attendees • 7/25 Fair Housing for adult foster care home providers, Pendleton, 25 attendees • 7/26 Fair Housing landlord focus, CAPECO, Pendleton, 20 attendees <p>Period 3. This goal was met and reported in previous periods</p> <p>Period 4. This goal was met and reported in previous periods</p>
<p>Screen at least 400 clients from Oregon's non-entitlement jurisdictions with intakes (calls/walk-ins/emails) and evaluate for fair housing issues and jurisdiction.</p> <p>It is anticipated that 35 calls will result in fair housing allegations, requiring further investigation, follow-up action, or formal complaint processing.</p>	<p>The number of clients screened from the non-entitlement areas of the state.</p> <p>The number of calls that resulted in fair housing allegations requiring further investigation, follow-up action or formal complaint processing. (Isidro Reyes, Lisa Bailey)</p>	<p>Period 1. Seventy-seven (77) intakes screened from non-entitlement areas, nine bonafide allegations advocated on. List of dates and cities attached as Task10 with this report</p> <p>Period 2. Seventy-three (73) intakes screened from non-entitlement areas, ten bonafide allegations advocated on. List of dates and cities attached as Task10 with this report</p>

		<p>Period 3. Eighty-three (83) intakes screened from non-entitlement areas, five bonafide allegations advocated on. List of dates and cities attached as Task10 with this report</p> <p>Period 4. Fifty-six (56) intakes screened from non-entitlement areas, four bonafide allegations advocated on. List of dates and cities attached as Task10 with this report</p>
<p>Conduct on-going education and outreach communications and provide technical assistance to non-entitlement area jurisdictions related to AFFH.</p> <p>Communications and resources will include email broadcast messages, information on FHCO website and social media channels, and through land use trade association networks. Information will include at least: best practices, model codes and plans, recent legal decisions, and tools available for aiding in creating inclusive communities.</p> <p>Technical assistance will include efforts related to land use planning, development code review, community development and other activities.</p> <p>Develop best practices for affirmatively furthering fair housing in land use plans, development codes, and other policies and procedures based on review of PAPAs project outcomes.</p> <p>Conduct outreach to determine non-entitlement jurisdictions interested in receiving additional technical assistance, based on review of PAPAs project outcomes and coordination with DLCD.</p>	<p>Log of communications which includes a summary of information provided and copies of materials or links to information/materials posted/provided and training provided to non-entitlement areas of the state. (Louise Dix)</p>	<p>Period 1. Nothing to report</p> <p>Period 2. Blog post on the importance of community conversations in concert with education and increased awareness of historical barriers to equal access to housing created by laws/codes/ordinances/policies etc. http://fhco.org/index.php/news/blog-2/item/27-we-must-understand-our-shared-history</p> <p>Period 3. Blog post on upholding disparate impact rule. http://fhco.org/index.php/news/blog-2/item/28-help-us-preserve-a-key-tool-in-the-fight-for-equal-housing-opportunity-for-all</p> <p>Web form to help CDBG fund recipients determine how direct their efforts to AFFH http://fhco.org/index.php/information-for-jurisdictions/cdbg-fund-recipients?view=form</p> <p>8/8 Shyle Ruder met with Representative Paul Evans of Monmouth to discuss fair housing could be strengthened in smaller communities.</p> <p>Period 4. No activity this period</p>

Work with small jurisdictions to provide technical assistance on implementation of best practices for creating inclusive communities through local jurisdiction land use plans, development codes, and other policies and procedures based on review of PAPAs project outcomes.		
<p>Partner with planning and land use professional to review Post Acknowledgement Plan Amendments (PAPAs) submitted to DLCD by jurisdictions to identify zoning and land use proposals with a potentially discriminatory impact.</p> <p>Contact jurisdictions with PAPAs in question and explain the concerns and offer technical assistance.</p>	<p>List of partners, number of PAPAs reviewed, summary of issues identified and technical assistance offered; summary of outcomes by jurisdiction. (Louise Dix)</p>	<p>Period 1. PAPAs were reviewed from Halsey, McMinnville, Cove, Umatilla County. Full report is attached as Task 12</p> <p>Period 2. PAPAs were reviewed from Lyons, Keizer, Carlton, Woodburn, Stayton, Douglas County, Astoria, Veneta, McMinnville, Monroe, Lincoln City, Madras, St. Helens, Central Point, Wasco, Sisters, Ontario, Winston, Shady Cove, Coos County, Umatilla County, Port Orford, Creswell, Cottage Grove. Full report is attached as Task 12</p> <p>Period 3. PAPAs were reviewed from Ontario, Umatilla County, Deschutes County, Cave Junction, Port Orford, Lincoln County, Eagle Point, Coos Bay, Newberg, Scappoose, Oakland, St. Helens, Shady Cove, Winston, Cottage Grove, Roseburg, Lincoln City, Prineville, Lebanon, Philomath, The Dalles, Newport, Madras, Turner, Harney County, Rockaway Beach,. Full report is attached as Task 12</p> <p>Period 4. PAPAs were acted upon from Silverton, Hermiston, Sutherlin, Bandon, , Madras, Talent, Stayton. Full report is attached as Task 12</p>
<p>Partner with planning and land use professional to review Post Acknowledgement Plan Amendments (PAPAs) submitted to DLCD related directly to emerging statewide land use legislation.</p> <p>Work with non-entitlement jurisdictions to provide technical assistance on implementation of emerging statewide land-use legislation. Technical assistance proved to include best practices for creating inclusive communities through local jurisdiction land-use plans, development codes, and other policies and</p>	<p>List of participants, dates of meetings, agenda form meetings, and summary of issues discussed and actions recommended.</p>	<p>Period 1. Nothing to report</p> <p>Period 2. Nothing to report</p> <p>Period 3. Nothing to report</p> <p>Period 4. FHCO Executive Director Allan Lazo participated in DLCD's Rulemaking Advisory Committee for the statewide implementation of HB 2001 and HB 2003, which will impact non-entitlement communities throughout the state of Oregon. Allan participated in coordination and</p>

procedures based on review of PAPAs project outcomes and emerging statewide land-legislation.		regular meetings on Nov. 8 th , Nov. 14 th , Dec. 16 th , and Jan. 22 nd and also will be serving on a technical subcommittee.
Facilitate at quarterly meetings of FHCO's AFFH advisory panel of representatives of OBDD and OHCS staff, DLCD staff, land use experts, planning experts, and other stakeholders identified	List of communities receiving toolkits (Louise Dix).	<p>Period 1. Meeting held at FHCO offices on 3/20/19 – attendees, agenda, and minutes attached</p> <p>Period 2. Meeting held at FHCO offices on 6/25/19 – attendees, agenda, and minutes attached</p> <p>Period 3. Meeting held at FHCO offices on 10/10/19 – attendees, agenda, and minutes attached</p> <p>Period 4. Meeting held at FHCO offices on 10/10/19 – attendees, agenda, and minutes attached</p>
Participate in 6 Technical Advisory Committee meetings as part of development of updated statewide Analysis of Impediments.	Convene community feedback sessions in two statewide locations to provide input on draft of updated statewide AI	<p>Period 1. 4/24 Allan Lazo participated in kick-off meeting call with Heidi Aggeler and other committee members</p> <p>Period 2. No Activity</p> <p>Period 3. No Activity</p> <p>Period 4. Activities in this task postponed until 2020 grant period due to change in Analysis of Impediments schedule.</p>

Fair Housing Actions BUSINESS OREGON plans to undertake in 2018 and 2019

Support of Local Fair Housing Efforts

Business Oregon continues to work closely with all of our CDBG recipients to ensure that each of their jurisdictions recognize their responsibilities in this area and know where the resources are to answer questions and provide necessary brochures, posters and presentations. Regional coordinators remain in contact with each recipient through the course of the CDBG-funded project and are able to assist them when necessary.

Local fair housing efforts of state recipients using 2019 funds include but are not limited to: publicizing fair housing laws, participating in local fair housing events, displaying posters, distributing brochures and being a participating sponsor of the Fair Housing Council of Oregon (FHCO) display and training sessions. As we have worked along with FHCO, we have come to understand that many of Oregon's small communities are struggling and it is common to find that municipal planners, attorneys, and building code/development personnel have been eliminated from the budget to reduce personnel expenses as a means to ensure there are funds to cover the more basic needs of the community. These are the individuals who typically have the responsibility to understand fair housing laws and to be aware of local impediments to equal access to opportunity in housing. More often than not, affirmatively furthering fair housing is not even on their radar. Additionally, the citizen commissions/decision-making bodies and elected officials in small communities in Oregon are frequently swayed by neighborhood opinions without regard to the fair housing impacts. This is especially the case in land use decisions and zoning plans and practices. OBDD adjusted our contract with FHCO to enhance more direct work with local municipalities to enhance more education and awareness of Fair Housing in the rural areas.

Actions Taken to Remove Barriers to Affordable Housing

In addition to the activities described above, CDBG funds are used to extend publicly-owned infrastructure to new affordable low- and moderate-income housing, which assists in addressing the obstacle of funding for owner occupied single family housing. CDBG funds also are used by low- and moderate-income homeowners to rehabilitate the homes they occupy.

CDBG funds were used to foster affordable housing by funding supportive public infrastructure for housing projects. CDBG funds, through the housing rehab program, support maintenance of affordable housing that is owned and occupied by a low- and moderate-income homeowner.

Workforce Housing – The State of Oregon, like many other states, is facing a workforce housing crisis. Many Oregonians have decent paying jobs – teachers, nurses, fire fighters, law enforcement, etc. but due to the high cost of housing, are housing burdened, paying well over the recommended 30% of their monthly income on housing or enduring long commutes in order to even find decent, safe and somewhat affordable housing. Due to

this crisis, the Governor's Regional Solutions Team, along with several other state agencies, including Oregon Housing and Community Services and Business Oregon, are collaborative working on solutions to the housing crisis of the "missing middle." After having quite a few meetings with stakeholders including cities, counties, employers and developers, the Workforce Housing Initiative Team put together a Request for Application inviting our stakeholders to submit their funding request, based on the various resources identified by the state agencies, for their workforce housing concept. We are in the final process of identifying projects that will, ultimately, provide much needed housing for the "missing middle". We are optimistic that while this won't completely eliminate the issue that some of the pilot projects will begin to address the need and be something that can be replicated in other areas of the state. While the State Community Development Block Grant funds will not be directly utilized under this Initiative, Business Oregon has another funding source that is available for eligible applicants/projects to assist with the Workforce Housing issue.

Manufactured Housing – Oregon has more than 140,000 manufactured homes in parks and more than half of those (55%) were built before 1980 meaning many are in need of repair. Many, if not most, of the manufactured homes are also owned or rented by low-to-moderate income persons. Since 2018, Business Oregon is providing a \$100,000 incentive for CDBG housing rehabilitation applications where the focus is on repairs to homes in manufactured parks. The maximum request for housing rehabilitation has been \$400,000 but in light of the need, we have added the \$100,000 incentive for a maximum award of \$500,000. We anticipate at least an additional 20 manufactured homes in parks will be assisted with this incentive. In 2020, we are considering a programmatic change that would enable eligible applicants, in cooperation with a non-profit service provider, to allow substantial rehabilitation of homes especially for manufactured homes in parks. By implementing this change, we are optimistic that this would free up other funds that could be used to replace the outdated manufactured homes within the park, and preserve the park for affordable housing. We will continue to work with Oregon Housing and Community Services and other stakeholders to develop the programmatic change to have the biggest possible impact on continuing to preserve affordable housing of this type.

The **Oregon Housing and Community Services Department (OHCS)** is active in the promotion of fair housing. They operate many programs, including HOME. Owners of projects assisted by OHCS are required to develop marketing plans that include outreach activities targeted to minorities and other protected classes. The first component of the fair housing planning process is to review impediments to fair housing choice in the public and private sectors.

Other Actions Indicated in the Strategic Plan and the Action Plan and Including A Comparison of the Proposed Versus Actual Outcomes For Each Outcome Measure Submitted With the Consolidated Plan and Explain, If Applicable, Why Progress Was Not Made Toward Meeting Goals and Objectives.

2019 Outcome and Performance Goal Summary:

Table V, summarizes the outcomes and performance measure requirements and the states progress towards meeting each requirement, by project type. This section of the 2019 PER conforms to the outcome and performance measure requirements identified in the 2016-2020 Consolidated Plan. Since the actual number funded is based upon the awards made during the program year, the final actual outcomes/accomplishments from each grant awarded by the state will be collected when the grant activities are complete and the grant contract between the city / county and the state is administratively closed and will be reported in IDIS at that time. In summary it is estimated 9,977 Oregonians will benefit from the activities funded under the CDBG program in PY2019 of which 6,279 (63%) will be low and moderate income. An abbreviated summary of the State's achievements through the end of PY 2019 are:

- The state met or exceeded the annual goals for Public Works; SL1 Community Facilities; SL3 Community Facilities and Community Capacity Technical Assistance and Housing Rehabilitation.
- The state met 50% of the goals for Microenterprise Assistance; DH1 Community Facilities;
- 5 water and wastewater systems were funded.
- 48 housing units will be rehabilitated.
- The CDBG program leveraged \$48,478 in matching funds.
- Two capacity building activities were conducted where 73 persons benefitted

Five Year Outcome and Performance Goal Summary: Table V also, summarizes the outcomes and performance measure requirements and the State's overall progress towards meeting each requirement, during the 5 year reporting period, by project type. This section conforms to the outcome and performance measure requirements identified in the 2016-2020 Consolidated Plan. As this is the fourth year of the 2016-2020 Consolidated Plan, the information for 2019 is what will be reported for this year.

Refer to the Table V for details.

Table V**Program Year 2019 data and accrued data from January 1, 2019 to December 31, 2019****Note: See notes at the bottom of the table.**

Program Year 2019 Data				OUTCOMES [See note #1 below]				
Outcome/ Objective	Funding Category	Performance Indicators [See note #2 below]	Actual Number Funded in 2019	Total Number Funded by 12- 31-2020	Short Term Annual Goal	Actual Number Funded in 2019 and % of Annual Goal Achieved	Long Term Goal by 12-31-2020	Actual Number Funded by 12- 31-20 and % of Five Year Goal Achieved
SL3	Public Works – Water/Wastewater	Number Systems Assisted	5	15	Fund 2 systems per year	5(250%)	Assist 10 systems	15(150%)
		Total Persons Assisted	6,949	18,276				
		Total LMI Persons Assisted	3,975	10,987				
		Funds Leveraged	\$13,355	\$4,845,507				
SL1/SL3/DH1	Public/Community Facilities (fire stations, libraries, senior centers, food banks, family resource centers, community centers), (SL1) Public/Community Facilities (drug and alcohol treatment, head starts, mental health, health clinics, shelters/ workshops for persons with disabilities (SL3) Public/Community Facilities (domestic violence shelters, emergency/homeless shelters (DH1)	Total Facilities Assisted	1	9	Fund 1 projects per year	3 (66%)	Assist 7.5 facilities	9 (120%)
		Total Persons Assisted	884	13,981				
		Total LMI Persons Assisted	9,456	12,725				
		Funds Leveraged	31,233	3,109,460				
DH3	Housing Rehabilitation	Total Number of Units rehabbed	137	190	Fund 6 projects per year (100 Housing Unit)	7 (116%) 137 unit (137%)	Fund 30 projects	22(73.3%)
		Funds Leveraged	\$0					

2022 CDBG PER—Program Year 2019 Report

EO3	Public Services-Microenterprise Assistance	Total Microenterprises Assisted	100	244	Fund 3 projects per year. (100 MicroE Assisted)	100 (100%)	Fund 15 projects or (500 Microenterprises assisted)	7 (47%) 244 MicroEnterprise assisted (49%)
		Tota LMI Microenterprises Assisted	75	200				
		Funds Leveraged	0	\$0				
SL3	Emergency Projects	The Department does not anticipate future disasters but will ensure that if a bona fide disaster occurs in the future the projects will meet the CDBG program requirements and will be reported accordingly.						
N/A	Community Capacity/Technical Assistance	Number of Training Events Held	2	15	Fund 3 per year	2 (67%)	15 training events funded	16 (106%)
		Number of Attendee's	73	631				

Note #1—Outcomes—Actual Number Funded—The actual number funded is based upon the awards made during the program year. The final actual outcomes/accomplishments from each grant awarded by the state will be collected when the grant activities are complete and the grant contract between the city/county and the state is administratively closed and will be reported in IDIS as part of the CAPER.

Each grant recipient is allowed a specified period-of-time to complete the CDBG funded activities and this time-period varies by type of grant. This time-period is referred to as the Project Completion Date (PCD). The state allows PCD extensions if the local circumstances warrant the extensions. Each PCD extension is reviewed on a case by case basis. A summary of the standard PCD time periods are:

- 1 year PCD—Applies to microenterprise assistance grants.
- 2 year PCD—Planning/Final design only grants, construction only grants, public/community facility and housing rehabilitation grants.

Note #2—The state may select activities/priorities for the 2016-2020 CDBG program from the table above. The proposed outcome and performance measure requirements, performance indicators and the short- and long-term goals for each activity will only be triggered, if the activity is actually offered by the program

Describe the Use of CDBG Funds During the Program Year and Assess the Relationship of That Use to the Priorities and Specific Objectives Identified Within the Plan With Special Attention to the Highest Priority Activities That Were Identified

CDBG activities that have had a substantial impact on identified needs are the public works activities and community facility activities which were identified as high priority projects in the 2016-2020 Consolidated Plan. Forty eight percent (39%) of the CDBG funds awarded in 2019 were for Community Facilities projects that will benefit 2,435 persons, forty three percent (28%) for Public Works projects will benefit 7,115 persons and eight percent (31%) of the CDBG funds awarded in 2019 were for housing rehabilitation projects that will benefit 327 persons and rehabilitate 100 housing units. Refer to Table's I, V and VI for more details.

The indicators for CDBG need are identified by the type and number of applications received for funding in 2019. Based upon the number of applications received public works, community facilities and housing rehabilitation are of the highest need. Oregon funded:

- 5 public works projects
- 3 community facility projects;
- 6 housing rehabilitation projects and,
- 2 microenterprise project

The state obligated its Program Year 2019 funds for activities in accordance, as much as possible, with the targets set in the *2019 Annual Action Plan for the Oregon Consolidated Plan*.

The state exceeded the annual allocation funding targets in the following category:

- Public Works: Target was to assist 2 system per year and during 2019 the state assisted 5 system benefiting 5 different geographical communities
- Housing Rehabilitation: Target was to assist at least 100 housing unit per year and in 2019 the state has rehabilitated 137 housing units.
- Micro-Enterprise Assistance: Target was to assist at least 100 Micro-entrepreneurs, for 2019 the state has successfully reach the set target.
- Community Facilities: Target set was to assist 3 facilities, and this year, we, indeed, assisted the set amount.

During 2019 Business Oregon went through a rigorous continuation of the organization restructuring in which the agency is moving towards a more focused regionalized service model that broke down the silos between Business and Infrastructure part of the Agency. Early 2019 CDBG team lost our Program Manager and didn't get any replacement until mid of the year and the agency was in the transition mode until the end of the year. New personnel are assuming their newly adjusted position in which not allowing sufficient time to work with potential applicants and develop projects to be moving to ready to proceed condition.

This year we are stabilizing the implementation of changes that was done in 2018. It was the first year where an overhaul of CDBG program delivery was fully implemented. Within that year the State implemented a new e-application platform, a new application scoring system, a new formation of project type that we fund (splitting design only vs. construction only)

Since 2012, regardless of these barriers the state is still seeing an increase in demand for the CDBG program. As we speak, the State is seeing the number of projects and potential applicants that move forward in the past couple of months indicating interest to move forward for CDBG funding in the upcoming application round which will start in February until the end of April and then again in July and end in September 30, 2020.

The state's CDBG program continues to alleviate the effects of the economy by creating jobs, assisting microenterprises, improving infrastructure, providing housing rehabilitation, and constructing essential community facilities. The primary obstacle in successfully addressing the demands remain in the lack of funding. Federal and state funding are simply not enough to meet demand, even when coordinating funding for infrastructure projects with other agencies such as the US Department of Agriculture's Rural Utility Service, Oregon Department of Environmental Quality, the Environmental Protection Agency, the lottery funded Special Public Works Fund and Water/Wastewater Financing Program and others.

Variance between Targeted and Awarded Funding in 2016-2020

The Method of Distribution (MOD) identifies that OBDD-IFA intended to award funds according to the target percentages but OBDD-IFA is not obligated to award all the funds targeted to each category, i.e. if a sufficient number of projects are not awarded in a particular category, applications in other categories may be funded. Each calendar year OBDD-IFA conducted a target review and determine if funds need to be moved from one category to another to address program needs.

At each calendar quarter the need for the program, based upon the complete applications received was reviewed against the targeted percentages. OBDD-IFA varied from the funding targets, in accordance with the applicable MOD, and for the following reasons:

- The state of Oregon has no control over the type and quantity of applications submitted for funding under the program. Regardless the outreach and training effort regionally, the State has emphasize on the readiness for the projects and the parties involved in the to move forward with well-developed projects which limit the projects that are ready to move forward for funding in the open quarter application round
- Demand for community facilities and public works projects has significantly increased throughout the five years. This upward trend was caused by increase in regulatory agencies requirements for the improvement of aging and failing system. The improvement of the economy conditions has provided little boost in the capacity to undertake large projects to address the community need and the decline in availability of grant funding for both categories. Subsequently the

demand for MicroEnterprise assistance has sharply decreased, while Housing Rehabilitation program is showing increase in interest.

- The State undergone a major restructuring and refocusing of the service delivery format. Due to the restructuring and refocusing of the program, 2019 was expected to perform less than expected mainly due to timing that hinder the ability to fully work through project development for projects to be ready to move forward for funding application.

Specify the Nature of and Reasons for any Changes in Program Objectives and Indicate How the State Would Change Its Programs As A Result of Its Experiences

The State just recently went through major changes in the program delivery. We need to let the implementation run its course to allow consistency in timing and enhance training and availability of tools for potential applicant and funding recipient to access.

- **After assessing the variance between targeted and awarded in 2016-2020:**
 - Business Oregon is utilizing the historical data of demand and the trend of funds availability in the development of 2016-2020 Consolidated Plan goals to a more achievable target.
 - Business Oregon will proceed with the assessment to evaluate level of marketing and outreach to projects to achieve the newly set goals. We identified several outreach efforts through the restructuring of the agency's service delivery model alongside with Governor's Regional Solution Teams throughout the 10 regions in the state. Business Oregon will continuously proceed with the outreach efforts by actively marketing the program through all different efforts such as involvements in the League or Oregon Cities and Association of Oregon Counties.
 - Business Oregon keep moving forward on technical assistance to enhance the performance of all programs for our applicants to implementation through trainings, implementation tool development (electronic application) and one-on-one assistance.

Evaluate the Extent To Which the Program Benefitted Low- And Moderate-Income Persons and Include the Number of Extremely Low-Income, and Moderate-Income Persons Served By Each Activity Where Information on Income By Family Size Is Required to Determine Eligibility of the Activity

For the selected benefit period (2018-2019-2020), 99.2% of the state's CDBG funds were obligated to activities benefiting low- and moderate-income persons. Of the funds obligated under the state's 2019 program, 100% of the projects funded are to satisfy the national objectives of benefiting low- and moderate-income persons.

The unobligated FY2018 funds were not included in the calculation for overall program benefit to low and moderate income persons. Refer to Table V above and Table VI below for details.

Table VI

Funding Category	Very Low Income	Low Income	Total Benefitted Persons	LMI	Award amount	%	Leverage
Miroenterprise Assistance	Not collected	Collected	100	75	175,000	1%	
Public Works	Not collected	Collected	7,115	3,953	3,247,418	43%	\$ 17,245
Community Facilities	Not collected	Collected	2,435	1,954	2,348,729	48%	\$ 31,233
Housing Rehabilitation	Not collected	Collected	327	297	2,600,000	8%	0
Total	N/A	N/A	9,977	6,279	8,371,147	100%	\$ 48,478

Evaluate Progress toward Meeting The Goals of Providing Affordable Housing CDBG Funds, Including the Number and Types Of Households Served

During 2018 Business Oregon funded housing rehabilitation projects that are proposed to benefit 48 households, of which 416 persons will benefit and 100% will be low and moderate income.

A Summary of Any Comments Concerning the Program That Have Been Received From Citizens

The public comment period concludes on March 20, 2019 and BUSINESS OREGON received one public comment regarding the 2018 CDBG PER reports.

A Summary of Activities and Results from Technical Assistance Funding

The state's 2019 program included the use of CDBG funds for the technical assistance allowed by Section 811 of the Housing and Community Development Act of 1992. As of December 31, 2022, all of the \$ 132,772 1% funds from the 2019 allocation had been expended.

During 2019 BUSINESS OREGON obligated all the 2018 CDBG 1% and substantially obligated partial of the 2019 CDBG 1% funds for activities.

Table VII**CDBG 1% Balance as of December 31, 2017**

Fiscal Year	Obligated	Unobligated	Total
2008	141,451.00	0	141,451.00
2009	143,939.07	0	143,939.07
2010	143,839.00	0	143,839.00
2011	131,525.00	0	131,525.00
2012	120,039.00	0	120,039.00
2013	121,782.00	0	121,782.00
2014	119,140.00	0	119,140.00
2015	117,449.00	0	117,449.00
2016	120,557.00	0.00	120,557.00
2017	49,746.50	70,036.50	119,783.00
2018	0	131,623.00	131,623.00
2019		132,772.00	132,772.00
Total	1,209,467.57	334,431.50	1,543,899.07

Table V summarizes the CDBG 1% Technical Assistance awards that were made in Program Year 2019 for conference/workshop sponsorship, for local government capacity building associated with CDBG projects. The information below describes all the activities that were funded and the results from that activity.

- **Fair Housing Council of Oregon.** BUSINESS OREGON entered into an amendment of the contract with the Fair Housing Council of Oregon (FHCO) to promote equal access to housing by providing fair housing education, outreach, technical assistance and enforcement opportunities related to federal laws and related Oregon laws. A more detailed description of the results of this funding is described in the 2019 PER report section entitled *“actions taken to affirmatively further fair housing, a summary of impediments, and actions taken to overcome the effects of impediments”*
- **2018 Oregon Brownfields Conference and Awards Scholarship Fund.** A small amount of technical assistance funds were used to help support the 2018 annual

brownfields conference. People attend the meeting from many communities, particularly from rural areas. The conference offers useful information for communities trying to clean up contaminated sites in order to accommodate community development. A total of 157 persons benefitted from this training event and this ACCOMPLISHMENT IS REPORTED IN THE 2018 PER.

- **State Administration.** Starting in FY 2004, states may expend up to \$100,000 +2% of their annual allocation on state administrative costs. In 2006, the state reserved the right to use this flexibility. All CDBG 2% funds used for state administration will be matched 1:1 with funds from the department's Special Public Works Fund. During 2018 none of the CDBG 1% funds were utilized for state administration.

Civil Rights

The state is required to provide data on all applicants and beneficiaries in projects funded from each grant allocation. Information must be reported for each project activity and must indicate the number of persons benefiting by ethnicity and racial groups as defined by U.S. Census.

- **Applicant data**—The proposed applicant data is contained in Table II above.
- **Actual data**—The actual beneficiary data from PY2019 CDBG funded projects that were administratively closed during 2019 is described and contained in Table VIII below.

Table VIII

RACE GROUP	Total from Grant	Total from Program Income	Combined Total
White not Hispanic	17,611	0	17,611
Hispanic	18,298	0	18,298
American Indian/Alaskan Native	936	0	936
Black not Hispanic	703	0	703
Asian and Pacific Islander	495	0	495
Other	5,689	0	5,689
TOTAL	43,732		43,732

Ethnicity/Race data is tabulated for all administratively closed or closed projects in the non-entitlement areas of the state using FY 2019 funds. Three (8) projects awarded in 2019 were administratively closed during the reporting period. When 2019 funded projects are administratively closed, the ethnicity/race data will be reported in successive year's PERs 2019 Grant Year Activity Reports as indicated in the table above for each project and totaled for all projects funded with 2019 grant year funds.

Summary of State's Reviews of Recipient's Civil Rights Performance

The state reviews the civil rights performance of its 2019 recipients as part of its regular monitoring procedures. These include either an on-site review or an internal file/desk audit of all projects. A standardized monitoring checklist is used for this process. 2017 grant recipients monitored during the reporting period generally complied with the Civil Rights performance requirements for Community Development Block Grant recipients.

Summary of State and Recipient Actions to Use Minority- and Women-Owned Businesses In Carrying Out CDBG-Funded Activities

The state encourages grantees to make contracts awarded under CDBG grants available to minority- and women-owned businesses. Through the Grant Management Handbook and training given to recipients, the state describes the various ways that contracting opportunities can be made available to minority- and women-owned businesses. Some examples include dividing larger contracts into smaller portions that can be bid on by smaller firms, or directly soliciting proposals or bids from lists of certified minority- and women-owned businesses.

The current Grant Management Handbook (GMH) (2017 version) provides forms that grant recipients use to collect and report their efforts to the state. The updated 2017 GMH continues to contain information and new requirements for housing rehabilitation originally implemented in 2011. Housing Rehabilitation projects must meet the minimum acceptable outreach efforts/**standards** to minority- and women-owned businesses:

- A good faith, comprehensive and continuing endeavor;
- Supported by a statement of public policy and commitment published in the printed media of the widest local circulation;
- Supported by an office/or a key, ranking staff person with oversight responsibilities and access to the chief elected official; and
- Designed to utilize all available and appropriate public and private sector resources.

In addition to meeting the *standards* listed above, these grant recipients are encouraged to use the new **guidelines** contained in the GMH in implementing outreach programs to ensure the inclusion to the maximum extent feasible, of entities owned by minorities and women.

The state will report in future PERs, for each allocation, on the use of minority and women-owned businesses, and on Section 3 activities by its recipients Business Oregon's 2019 Section 3 Report was submitted to HUD via SPEARS on February 2, 2017.

Equal Employment Opportunity Data for Business Oregon

Business Oregon maintains the employment data required by the Equal Employment Opportunity Commission (EEOC) on an EEO-4 form. The form is not included in this report but is available from the department.

IDISPR28 Financial Summary Report Adjustments

Adjustment to include the Technical Assistance was done to record the allocation of \$132,772

Line 59 was almost adjusted to show the overall low and moderate income benefit period of 2018-2020

Additional achievements in 2019

- Business Oregon has submitted the closed out PY 2009 and currently proceeding with the closing of PY2010 awaiting for HUD to process the requested



State of Oregon
B-20-DW-41-0001
PART I - ADDENDUM

State	OREGON
Reporting Period FY	2020
Grant Number	B-20-DW-41-0001
Data as of:	December 31, 2020
1. Financial Status	
A: Total Funds	
(1) Allocation	\$26,302,175
(2) Program Income	\$ 0
B: Amount Obligated to Recipients	\$ 1,741,955
C: Amount Drawn Down	\$ 285,000 (IDIS 4.1.21)
D: Amount for State Administration	\$ 1,315,109
E: Technical Assistance	\$ 526,044
F: Section 108 Loan Guarantees	N/A

	CDBG-CV1	CDBG-CV2	CDBG-CV3	Total
CDBG-CV Allocation from HUD	\$8,004,314	\$10,749,023	\$7,548,838.00	\$26,302,175
Admin - 5%	\$400,216	\$537,451	\$377,441.90	\$1,315,109
TA - 2%	\$160,086	\$214,980	\$150,976.76	\$526,044
State Administration + TA 7%	\$560,302	\$752,432	\$528,419	\$1,841,152
CDBG-CV Allocation Available for Projects	\$7,444,012	\$9,996,591	\$7,020,419	\$24,461,023
Emergency Rental Assistance	\$2,233,203.61	\$2,998,977	\$2,106,126	\$7,338,306.83
Special ED/CF& Public Service (PPE)	\$2,233,203.61	\$2,998,977	\$2,106,126	\$7,338,306.83
Small Business/ MicroEnterprise assistance	\$2,977,604.81	\$3,998,637	\$2,808,168	\$9,784,409.10

Variance between Targeted and Awarded Funding in 2019

The June 2020 the 2019 AAP was amended to include CDBG CARES Act funding the state received to prepare, prevent, and respond to the COVID-19 pandemic.

The CARES act funding was released in three different tranches; CV1, CV2, and CV3 as identified above. The state's objective for these funds was to provide rental assistance, public services, and assist small business and microenterprises. Due to the nature of the funds and the very specific uses the state was not able to begin spending the funds until late fall 2020. Accomplishments will be reported in the 2022 PER.

Project #	Grantee	Project Name	Project status	Activity	Activity Amount	Program Mgmt. (PM)	Admin. (LA)	Project Total	Leverage	Natl Obj	# of Unit	Total # of Person	Total # of LMI	# of Unit	Total # of Person	Total # of L/M	White	Hispanic	American Indian / Alaskan Native	Black	Asian / Pacific Islander	Other two or more races	Female HH
C20007	Baker City	Mental Health Facility Gym	T	CV	\$ 9,500		\$ 11,500	\$ 21,000															
C17007 (17, 18,19)	Baker County	Eagle Valley Fire Protection District Fire Station, Design & Construction		Public Facilities	\$ 186,300			\$ 186,300			Accomplishments reported in 2017												
SB2003 (19, CV)	Baker County	CV-Small Business and MicroE Assistance	AC	Micro_E	\$ 87,500			\$ 87,500		LMI		60	60										
SB2002	La Grande (Union County)	CV-Small Business and MicroE Assistance		Micro_E	\$ 55,000			\$ 55,000		LMI		60	60										
PS2001	Sweet Home (Linn County)	CV-Public Services	AC	Micro_E	\$ 45,000		\$ 5,000	\$ 50,000	\$ 56,115.00	UN		43	31		130	67	112			2		16	
H20008	Coos Bay	Housing Rehabilitation Program	AC	Housing Rehabilitation	\$ 396,000	\$ 79,000	\$ 25,000	\$ 500,000	\$ 15,000	LMI	32			31			31						
H19011 (18, 19)	Creswell	Housing Rehabilitation Program	AC	Housing Rehabilitation	\$ 164,040		\$ 18	\$ 164,058		LMI	Accomplishments reported in 2018												
H20014 (19,20)	Dallas	Housing Rehabilitation Program			\$ 47,353			\$ 47,353		LMI	23												
P21012 (17, 18, 19,20)	Elgin	Wastewater System Improvements - Construction		Sewer	\$ 384,125		\$ -	\$ 384,125	PF	LMI		1,711	56		1448	854	1364	46	10	14		14	
H19009	Falls City	Housing Rehabilitation Program	AC	Housing Rehabilitation	\$ 300,000	\$ 75,000	\$ 25,000	\$ 400,000		LMI	Accomplishments reported in 2022			19			17	1		1	1		
P17004 (17, 19, 20)	Falls City	Wastewater System Improvements - Design	AC	Public Works	\$ 77,291			\$ 77,291		LMI	Accomplishments reported in 2017												
P18011 (18, 19,20)	John Day	Wastewater System Improvements - Design		Public Works	\$ 39,000			\$ 39,000		LMI	Accomplishments reported in 2018												
P19004	Klamath County	Water Distribution Improvements - Design	AC	Public Works	\$ 170,886		\$ 16,205	\$ 187,091	\$ 2,790.00	LMI		214	123		193	123	152	21	14	3	3		
H19010	Klamath County	Housing Rehabilitation Program	AC	Housing Rehabilitation	\$ 296,697	\$ 74,235	\$ 18,444	\$ 389,376		LMI	20	36	36	14			14	1					
M19014	La Grande	Ignite NE Oregon MicroEnterprise Program		Micro_E	\$ 62,975			\$ 62,975		LMI		50	35		76	76	69	5	1		1		
H20015	Lebanon	Housing Rehabilitation Program		Housing Rehabilitation	\$ 300,000	\$ 75,000	\$ 25,000	\$ 400,000		LMI	8												
P19006	Madras	Water Distribution Improvements - Design	AC	Public Works	\$ 148,155		\$ 8,019	\$ 156,174	\$ 4,765.00	LMI		6,046	3,270		6046	3270	1682	2330	417	40	62	1515	
SB2007	Madras	CV-Small Business and MicroE Assistance	AC	Micro_E	\$ 76,500		\$ 12,300	\$ 88,800		LMI		54	54										
P19005	Monument	Water System improvements - Construction	AC	Public Works	\$ 1,786,872		\$ 12,500	\$ 1,799,372	\$ 3,000.00	LMI		130	72		125	70	117	4			2	2	
P19003	North Powder	Wastewater System Improvements - Design	AC	Public Works	\$ 234,081		\$ 20,000	\$ 254,081	\$ 2,800.00	LMI		439	315		558	400	417	122	10			9	
P20004	Ontario	Wastewater System Improvements - Construction		Public Works	\$ 2,334,742		\$ 7,040	\$ 2,341,782		LMI		10997	6365		11031	6384	5311	5281	42	64	218	115	
H19008	Prineville	Housing Rehabilitation Program		Housing Rehabilitation	\$ 312,500	\$ 70,000	\$ 17,500	\$ 400,000		LMI	16	24	24										
P21014 (19, 21)	Richland	Water System Improvements - Construction			\$ 92			\$ 92															
P22001	Reedsport	Wastewater System Improvements – Construction		Public Works	\$ 1,673,383			\$ 1,673,383		LMI													
SB2009	Rogue River	CV-Small Business and MicroE Assistance		Micro_E	\$ 80,000		\$ 7,745	\$ 87,745		LMI		60	60										
M19015	Roseburg	MicroEnterprise Regional Business Education Program	AC	Micro_E	\$ 31,436			\$ 31,436		LMI		50	40		41	41		35	6				
P22005 (20,22)	Sumpter	Water Storage Tank - Construction		Public Works	\$ 242,892			\$ 242,892.00															
P20010 (19,20)	Tillamook (19, 20)	Water System Improvements - Design		Public Works	\$ 197,637		\$ -	\$ 197,637	\$ 2,500.00	LMI		4935	2595										
P20003	Umatilla	Water Distribution Improvements - Design	AC	Public Works	\$ 454,808		\$ 12,778	\$ 467,586	\$ 7,500.00	LMI		7071	3785		7174	3946	6111	3006	58	236	9	760	
P20009	Umatilla	Wastewater collection system - design	AC	Public Works	\$ 239,404		\$ 6,117	\$ 245,521		LMI		7071	3785		7174	3946	6111	3006	58	236	9	760	
P20005	Union	Water System improvements- Design	AC	Public Works	\$ 185,955		\$ 19,800	\$ 205,755	\$ 2,200.00	LMI		2170	1112		2170	1109	2003	22	57	48	40		
SB2004	Wallowa County	CV-Small Business and MicroE Assistance	AC	Micro_E	\$ 25,000			\$ 25,000		LMI		60	60										
C20005	Woodburn	Family Resource Center	AC	Public Facilities	\$ 1,492,500		\$ 7,500	\$ 1,500,000		LMI		7500	7500		7500	7500	112	4418	263	59	150	2498	
								\$ -															
								\$ -															
					\$ 12,137,624	\$ 373,235	\$ 257,466	\$ 12,768,325			99	48,781	29,438	64	43666	27786	23623	18298	936	703	495	5689	0

Annual allocation for projects:

\$12,778,858.00

Total to Obligate

\$ 10,533

To obligate

\$ 10,533

LA - Local Account

Project #	Grantee	Project Name	Status	Activity	Activity Amount	Program Mgmt. (PM)	Admin. (LA)	Project Total	Purpose	Nat'l Obj	Proposed Acc.			Actual Acc.			Ethnicity Data					
											# of Unit	Total # of Person	Total # of LMI	# of Unit	Total # of Person	Total # of LMI	White, not Hispanic	Hispanic	American Indian / Alaskan Native	Black, not Hispanic	Asian / Pacific Islander	Female head of Hshld
P20004	Ontario	Wastewater System Improvements - Construction		Public Works	\$ 21,000.00			\$ 21,000														
Accomplishments reported in 2019											0	0	0	0	0	0	0	0	0	0	0	0

Total to obligate:		\$21,000.00		Unobligated		\$0.00	
C20007 Baker City		\$20,500.00		RCVD 4-5-2022 1st pymt		Baker city requested OBDD to terminate the award due to the significant increase to the cost of construction due to demand-supply/chain issue. The city has used \$21,000 of the award and return it via check and logged into IDIS LA. This fund will be re-allocated to eligible CDBG project.	
500		RCVD 5-10-2022		2dn pymt			

U.S. Department of Housing and Urban Development
Office of Community Planning and Development
Integrated Disbursement and Information System
State of Oregon
Performance and Evaluation Report
For Grant Year 2019
As of 01/17/2023
Grant Number B19DC410001

DATE: 01-17-23
TIME: 12:49
PAGE: 1

Part I: Financial Status

A. Sources of State CDBG Funds

1)	State Allocation	\$13,277,173.00
2)	Program Income	
3)	Program income receipted in IDIS	\$0.00
3 a)	Program income receipted from Section 108 Projects (for SI type)	\$0.00
4)	Adjustment to compute total program income	\$0.00
5)	Total program income (sum of lines 3 and 4)	\$0.00
6)	Section 108 Loan Funds	\$0.00
7)	Total State CDBG Resources (sum of lines 1,5 and 6)	\$13,277,173.00

B. State CDBG Resources by Use

8)	State Allocation	
9)	Obligated to recipients	\$13,255,537.00
10)	Adjustment to compute total obligated to recipients	\$0.00
11)	Total obligated to recipients (sum of lines 9 and 10)	\$13,255,537.00
12)	Set aside for State Administration	\$365,543.00
13)	Adjustment to compute total set aside for State Administration	\$0.01
14)	Total set aside for State Administration (sum of lines 12 and 13)	\$365,543.01
15)	Set aside for Technical Assistance	\$100,761.00
16)	Adjustment to compute total set aside for Technical Assistance	\$62,011.00
17)	Total set aside for Technical Assistance (sum of lines 15 and 16)	\$162,772.00
18)	State funds set aside for State Administration match	\$272,477.00

2019	State of Oregon Notes	
Obligated in PR57	\$	12,789,325.00
LA Account	\$	(21,000.00)
Unobligated		
State Admin:		365,543
TA 1% :		132,772 (match the state allocation)
Total allocation		13,277,173.00

U.S. Department of Housing and Urban Development
Office of Community Planning and Development
Integrated Disbursement and Information System
State of Oregon
Performance and Evaluation Report
For Grant Year 2019
As of 01/17/2023
Grant Number B19DC410001

DATE: 01-17-23
TIME: 12:49
PAGE: 2

19)	Program Income	
20)	Returned to the state and redistributed	
20 a)	Section 108 program income expended for the Section 108 repayment	
21)	Adjustment to compute total redistributed	\$0.00
22)	Total redistributed (sum of lines 20 and 21)	\$0.00
23)	Returned to the state and not yet redistributed	\$0.00
23 a)	Section 108 program income not yet disbursed	\$0.00
24)	Adjustment to compute total not yet redistributed	\$0.00
25)	Total not yet redistributed (sum of lines 23 and 24)	\$0.00
26)	Retained by recipients	\$0.00
27)	Adjustment to compute total retained	\$0.00
28)	Total retained (sum of lines 26 and 27)	\$0.00

C. Expenditures of State CDBG Resources

29)	Drawn for State Administration	\$365,543.00
30)	Adjustment to amount drawn for State Administration	\$0.00
31)	Total drawn for State Administration	\$365,543.00
32)	Drawn for Technical Assistance	\$25,078.00
33)	Adjustment to amount drawn for Technical Assistance	\$0.00
34)	Total drawn for Technical Assistance	\$25,078.00
35)	Drawn for Section 108 Repayments	\$0.00
36)	Adjustment to amount drawn for Section 108 Repayments	\$0.00
37)	Total drawn for Section 108 Repayments	\$0.00
38)	Drawn for all other activities	\$10,134,402.00
39)	Adjustment to amount drawn for all other activities	\$0.00
40)	Total drawn for all other activities	\$10,134,402.00

U.S. Department of Housing and Urban Development
Office of Community Planning and Development
Integrated Disbursement and Information System
State of Oregon
Performance and Evaluation Report
For Grant Year 2019
As of 01/17/2023
Grant Number B19DC410001

DATE: 01-17-23
TIME: 12:49
PAGE: 3

D. Compliance with Public Service (PS) Cap

41)	Disbursed in IDIS for PS	\$54,500.00
42)	Adjustment to compute total disbursed for PS	\$0.00
43)	Total disbursed for PS (sum of lines 41 and 42)	\$54,500.00
44)	Amount subject to PS cap	
45)	State Allocation (line 1)	\$13,277,173.00
46)	Program Income Received (line 5)	\$0.00
47)	Adjustment to compute total subject to PS cap	\$0.00
48)	Total subject to PS cap (sum of lines 45-47)	\$13,277,173.00
49)	Percent of funds disbursed to date for PS (line 43 / line 48)	0.41%

E. Compliance with Planning and Administration (P/A) Cap

50)	Disbursed in IDIS for P/A from all fund types - Combined	\$607,635.00
51)	Adjustment to compute total disbursed for P/A	\$0.00
52)	Total disbursed for P/A (sum of lines 50 and 51)	\$607,635.00
53)	Amount subject to Combined Expenditure P/A cap	
54)	State Allocation (line 1)	\$13,277,173.00
55)	Program Income Received (line 5)	\$0.00
56)	Adjustment to compute total subject to P/A cap	\$0.00
57)	Total subject to P/A cap (sum of lines 54-56)	\$13,277,173.00
58)	Percent of funds disbursed to date for P/A (line 52 / line 57) Combined Cap	4.58%
59)	Disbursed in IDIS for P/A from Annual Grant Only	\$607,635.00
60)	Amount subject the Annual Grant P/A cap	
61)	State Allocation	\$13,277,173.00
62)	Percent of funds disbursed to date for P/A (line 59 / line 61) Annual Grant Cap	4.58%

U.S. Department of Housing and Urban Development
Office of Community Planning and Development
Integrated Disbursement and Information System
State of Oregon
Performance and Evaluation Report
For Grant Year 2019
As of 01/17/2023
Grant Number B19DC410001

DATE: 01-17-23
TIME: 12:49
PAGE: 4

Part II: Compliance with Overall Low and Moderate Income Benefit

63) Period specified for benefit: grant years 2018 – 2020

64) Final PER for compliance with the overall benefit test: [No]

	Grant Year	2018	2019	2020	Total
65) Benefit LMI persons and households (1)		11,481,977.17	10,099,027.00	2,250,032.00	23,831,036.17
66) Benefit LMI, 108 activities		0.00	0.00	0.00	0.00
67) Benefit LMI, other adjustments		1,052,334.83	3,008,549.00	11,345,838.00	15,406,721.83
68) Total, Benefit LMI (sum of lines 65-67)		12,534,312.00	13,107,576.00	13,595,870.00	39,237,758.00
69) Prevent/Eliminate Slum/Blight		0.00	0.00	0.00	0.00
70) Prevent Slum/Blight, 108 activities		0.00	0.00	0.00	0.00
71) Total, Prevent Slum/Blight (sum of lines 69 and 70)		0.00	0.00	0.00	0.00
72) Meet Urgent Community Development Needs		410,000.00	0.00	0.00	410,000.00
73) Meet Urgent Needs, 108 activities		0.00	0.00	0.00	0.00
74) Total, Meet Urgent Needs (sum of lines 72 and 73)		410,000.00	0.00	0.00	410,000.00
75) Acquisition, New Construction, Rehab/Special Areas noncountable		0.00	0.00	0.00	0.00
76) Total disbursements subject to overall LMI benefit (sum of lines 68, 71, 74, and 75)		12,944,312.00	13,107,576.00	13,595,870.00	39,647,758.00
77) Low and moderate income benefit (line 68 / line 76)		0.97	1.00	1.00	0.99
78) Other Disbursements		1.00	1.00	1.00	3.00
79) State Administration		363,247.00	365,543.00	224,457.00	953,247.00
80) Technical Assistance		131,623.00	84,261.00	0.00	215,884.00
81) Local Administration		272,526.00	247,466.00	104,241.00	652,365.00
82) Section 108 repayments		0.00	0.00	0.00	0.00



U.S. Department of Housing and Urban Development
Office of Community Planning and Development
Integrated Disbursement and Information System
PR57 - CDBG State Timely Award of Funds

DATE: 02-13-23
TIME: 18:38
PAGE: 1

State Name: Oregon Grant Number: B19DC410001 Report Date: 02-13-23
Award Date: 08-27-19 Timeliness Date: 11-27-20
Grant Amount: \$13,277,173.00 Distribution Standard: \$12,778,857.81 Total Funded: \$12,789,325.00

IDIS Activity ID	UGLG Name	Matrix Code	Activity to prevent, prepare for, and respond to Coronavirus	Funded Amount
17431	BAKER COUNTY	03O	No	\$186,300.00
17617	BAKER COUNTY	18C	Yes	\$87,500.00
17621	BENTON COUNTY	18C	Yes	\$0.00
17652	COOS COUNTY	18C	Yes	\$0.00
17559	KLAMATH COUNTY	03J	No	\$170,886.00
17575	KLAMATH COUNTY	14A	No	\$296,697.00
17577	KLAMATH COUNTY	14H	No	\$74,235.00
17664	LINCOLN COUNTY	18C	Yes	\$0.00
17618	WALLOWA COUNTY	18C	Yes	\$25,000.00
17657	ASTORIA	05Z	Yes	\$0.00
17607	BAKER CITY	05F	No	\$9,500.00
17611	COOS BAY	14A	No	\$396,000.00
17612	COOS BAY	14H	No	\$79,000.00
17578	CRESWELL	14A	No	\$164,040.00
17655	CRESWELL	18C	Yes	\$0.00
17619	DALLAS	18C	Yes	\$0.00
17690	DALLAS	14A	No	\$47,353.00
17791	ELGIN	03J	No	\$384,125.00
17425	FALLS CITY	03J	No	\$77,291.00
17569	FALLS CITY	14A	No	\$300,000.00
17570	FALLS CITY	14H	No	\$75,000.00
17516	JOHN DAY	03J	No	\$39,000.00
17565	LA GRANDE	18C	No	\$62,975.00
17616	LA GRANDE	18C	Yes	\$55,000.00
17693	LEBANON	14A	No	\$300,000.00
17694	LEBANON	14H	No	\$75,000.00
17563	MADRAS	03J	No	\$148,155.00
17623	MADRAS	18C	Yes	\$76,500.00
17561	MONUMENT	03J	No	\$1,786,872.00
17557	NORTH POWDER	03J	No	\$234,081.00
17603	ONTARIO	03J	No	\$2,355,742.00
17676	ONTARIO	18C	Yes	\$0.00
17572	PRINEVILLE	14A	No	\$312,500.00
17574	PRINEVILLE	14H	No	\$70,000.00
17837	REEDSPORT	03J	No	\$1,673,383.00
17555	RICHLAND	03J	No	\$0.00
17783	RICHLAND	03J	No	\$92.00
17566	ROSEBURG	18C	No	\$31,436.00
17650	ROSEBURG	18C	Yes	\$0.00

2019 - Status Reconciled (PR-57)		
Distribution Standard	\$ 12,778,857.81	(PR-57)
State CDBG Reconciliation		
Obligated:	\$ 12,789,325.00	
LA Account	\$ (21,000.00)	
	\$ 12,768,325.00	
Unobligated	\$ 10,533.00	
Total State	\$ 12,778,858.00	Reconciled



U.S. Department of Housing and Urban Development
Office of Community Planning and Development
Integrated Disbursement and Information System
PR57 - CDBG State Timely Award of Funds

DATE: 02-13-23
TIME: 18:38
PAGE: 2

17871	SUMPTER	03J	No	\$242,892.00
17680	TILLAMOOK	03J	No	\$197,637.00
17609	UNION	03J	No	\$185,955.00
17605	WOODBURN	03E	No	\$1,492,500.00
17648	CITY OF ROGUE RIVER	18A	Yes	\$80,000.00
17614	SWEET HOME	18C	Yes	\$0.00
17625	SWEET HOME	05L	Yes	\$45,000.00
17646	TALENT CITY	18C	Yes	\$0.00
17601	City of Umatilla	03J	No	\$454,808.00
17678	City of Umatilla	03J	No	\$239,404.00
17670	City of Florence	05Z	Yes	\$0.00
17558		21A	No	\$20,000.00
17560		21A	No	\$16,205.00
17562		21A	No	\$12,500.00
17564		21A	No	\$8,019.00
17568		21A	No	\$0.00
17571		21A	No	\$25,000.00
17573		21A	No	\$17,500.00
17576		21A	No	\$18,444.00
17579		21A	No	\$18.00
17602		21A	Yes	\$12,778.00
17604		21A	No	\$7,040.00
17606		21A	No	\$7,500.00
17608		21A	No	\$11,500.00
17610		21A	No	\$19,800.00
17613		21A	No	\$25,000.00
17615		21A	Yes	\$0.00
17620		21A	Yes	\$0.00
17622		21A	Yes	\$0.00
17624		21A	Yes	\$12,300.00
17633		21A	Yes	\$5,000.00
17647		21A	Yes	\$0.00
17649		21A	Yes	\$7,745.00
17651		21A	Yes	\$0.00
17653		21A	Yes	\$0.00
17656		21A	Yes	\$0.00
17665		21A	Yes	\$0.00
17679		21A	No	\$6,117.00
17695		21A	No	\$25,000.00

Total Funded Amount: \$12,789,325.00

Community Development Systems

Integrated Disbursement & Information System (IDIS)



User: C28005

Role: Grantee

Organization: OREGON

- Logout

Grant

- Search

- HESG Review

Subfund

- Add

- Search

Subgrant

- Add

- Search

Subfund Program Income

- Add

- Search

Subgrant Program Income

- Add

- Search

Utilities

- Home

- Data Downloads

- Print Page

- Help

Links

- Contact Support

- Rules of Behavior

- CPD Home

- HUD Home

Grant

View Grant

Return to Search Grants

|

View Grant History

|

View Sanction Data

Grantee/PJ Name: (tip)

OREGON

Grant Status: (tip)

Active

Program: (tip)

CDBG

Grant Blocked: (tip)

No

Grant Year: (tip)

2019

Award Date: (tip)

08/27/2019

Grant #: (tip)

B-19-DC-41-0001

Grantee Organizational DUNS #: (tip)

80-957-9543

Administering Organization: (tip)

OREGON BUSINESS DEVELOPMENT DEPT.

Payee EIN/TIN#: (tip)

93-0621491


Grant AmountsView Subfunds

	Amount
Original Allocation Amount	\$13,277,173.00
Current Authorized Amount	\$13,277,173.00
Formula Grant Amount	\$13,277,173.00
(Grant) Reduction Amount (-)	\$0.00
De-obligated Amount (-)	\$0.00
Reallocation Amount	\$0.00
Net Drawn Amount	\$10,504,023.00
Drawn Amount (+)	\$10,504,023.00
Drawdown Pending Amount (+)	\$0.00
Returned Amount (+)	\$0.00
IDIS Draw Balance	\$2,773,150.00
LOCCS Draw Balance	\$2,773,150.00
Subfunded Amount	\$0.00
EN Funds (Authorized Amt minus Subfunded Amt)	\$13,277,173.00
Amount Committed to Activities	\$13,234,537.00

Amount Available to Commit to Activities	\$42,636.00
Amount Available to Draw	\$2,773,150.00

[Return to Search Grants](#) | [View Grant History](#) | [View Sanction Data](#)

For IDIS Support only: Tue Jan 17, 2023 at 3:26

 Session Timeout



State of Oregon
B-20-DC-41-0001
PART I—NARRATIVE REQUIREMENTS
December 31, 2022

State	OREGON
Reporting Period FY	2022
Grant Number	B-20-DC-41-0001
Data as of:	December 31, 2022
1. Financial Status	
A: Total Funds	
(1) Allocation	\$13,623,873
(2) Program Income	\$ 0
B: Amount Obligated to Recipients	\$13,115,157 (IDIS 1-17-23)
C: Amount Drawn Down	\$1,744,340
D: Amount for State Administration	\$ 372,477
E: Technical Assistance	\$ 136,328
F: Section 108 Loan Guarantees	N/A

2. National Objectives	
A: Period Specified for Benefit (Fiscal Year to Fiscal Year)	2018-2020
B: Amount used to:	
(1) Benefit Low/Moderate Income Persons	\$12,831,480
(2) Prevent/Eliminate Slums/Blight	\$0
(3) Meet Urgent Needs	\$0
(4) Acquisition/Rehab Non-countable	\$0
(5) Local Administration	\$283,667
(6) Unobligated FY2019 Funds (Not included in total)	\$0
(7) Unobligated Recaptured Grant Repayments (Not included in total)	\$0
Total	\$13,115,157 (see note)

NOTE:**PR28 Report total obligated to recipients –****2020 - Status Reconciled (PR-57)**

Distribution Standard	\$ 13,115,156.81	(PR-57)
State CDBG Reconciliation		
Obligated:	\$ 13,115,157.00	
unobligated	\$ -	
Total State	\$ 13,115,157.00	Reconciled

PR57 Report total obligated to recipients – reconciled but the amount identified below**IDIS shows the following:**

2020 1%	136,238
2020 State Admin	\$372,477
	<hr/>
	\$508,715
PR57 Distribution Standard	\$ 13,115,156.81
	<hr/>
	\$13,623,873.81
2017 State Allocation (Overall)	\$13,623,873
Difference between PR57 & 2016 Allocation	<hr/>
	0.81

B-20-DC-41-0001
PART II—NARRATIVE REQUIREMENTS
December 31, 2022

Describe the Resources Made Available

In 2020 IFA had \$21,791,553 in available CDBG resources to award to units of general local government (UGLG). Table I below illustrates the information more clearly but a quick summary is provided below:

- 1) FY2020 annual grant (amount available for projects) \$ 13,623,873
- 2) FY2019 and prior year unobligated funds \$ 8,441,480

Describe the Investment of Available Resources

The available resources were not fully invested within PY2020. Table I illustrates that the 2020 funds obligated by December 31, 2020.

Variance between Targeted and Awarded Funding in 2020

The 2020 Method of Distribution (MOD) identifies that OBDD intended to award funds according to the target percentages, but OBDD is not obligated to award all the funds targeted to each category, i.e., if enough projects are not awarded in a particular category, applications in other categories may be funded. Each calendar quarter OBDD-IFA will conduct a quarterly target review and determine if funds need to be moved from one category to another to address program needs.

At each calendar quarter the need for the program, based upon the complete applications received, was reviewed against the targeted percentages. OBDD-IFA varied from the funding targets, in accordance with the 2020 MOD, and for the following reasons:

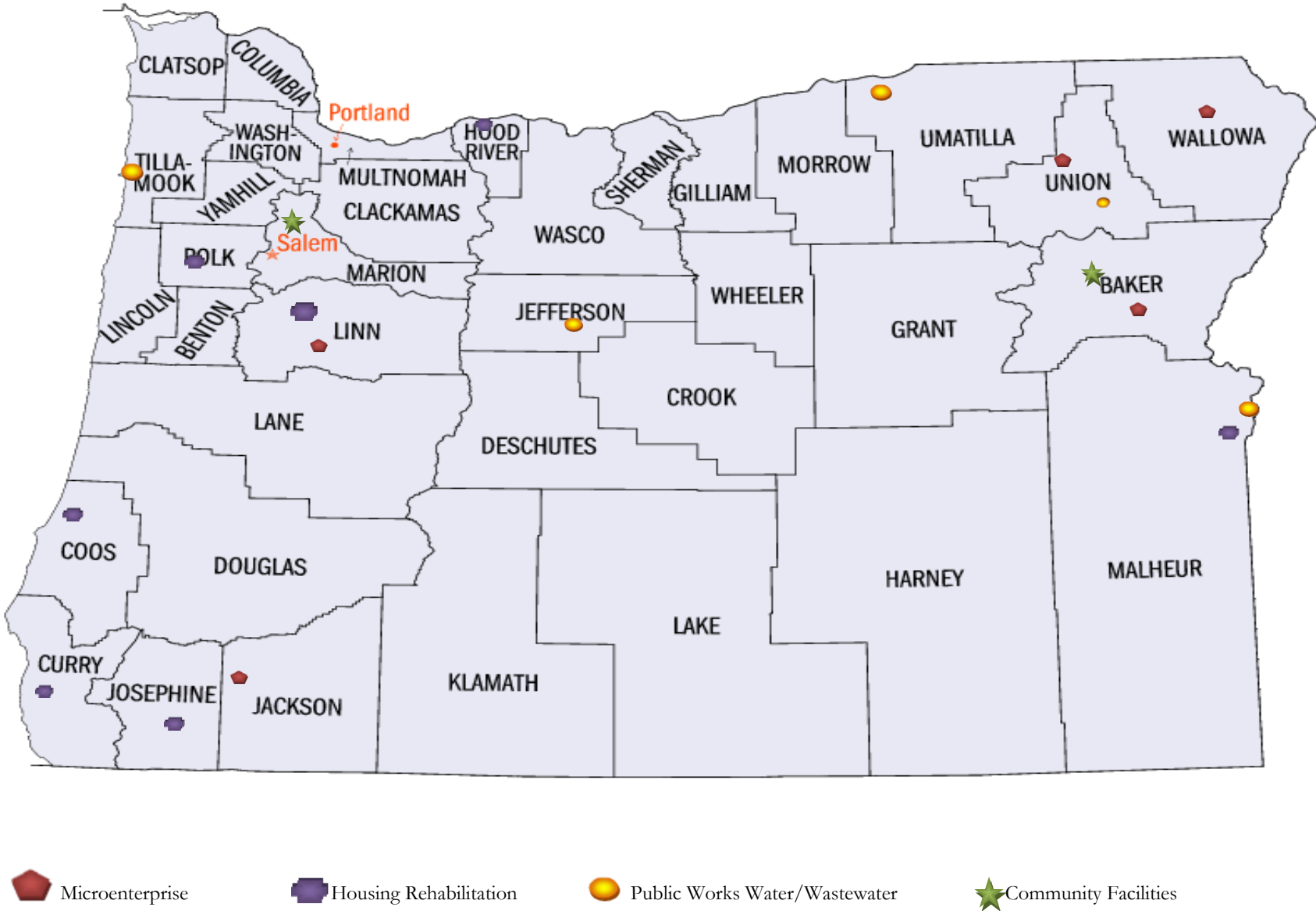
The state of Oregon has no control over the type and quantity of applications submitted for funding under the program. As of December 31, 2020, the State received nineteen applications totaling of \$ 10,023,500.

As of December 31, 2020, \$2,249,863 of the 2020 Program Year funds were obligated and left \$11,374,010 to be included in the 2021 application round which will open in April 2021 to September 2020. In total the projected obligation for the FY 2020 funds were obligated in accordance with the *2020 Method of Distribution*. We are confident that the remaining \$11,374,010 will be able to obligate it within the 15-month Timely Distribution period.

Table I

	2020 Annual Allocation and Targets		OBLIGATED	2020 Allocation awarded to project	2020 program income	2020 Recaptured Grant Repayment	2019 unobligated program funds	2019 and prior year unobligated recaptured funds	TOTAL OBLIGATED after 4th quarter application round (11/30/2020) AND ASSOCIATED PERCENTAGE	
Category	Amount	%		Amount	Amount	Amount	Amount	Amount	Amount	%
Microenterprise Assistance	\$ 431,133	\$ 0	Obligated no later than 12/1/2020	\$ -	\$ -	\$ -	\$ 394,045	\$ -	\$ 394,045	3.69%
Public Works	\$ 11,425,018	\$ 1	Obligated no later than 12/1/2020	\$ 49,863			\$ 3,936,137	\$ -	\$ 3,986,000	37.28%
Public/Community Facilities	\$ 4,311,327	\$ 0	Obligated no later than 12/1/2020	\$ -			\$ 3,211,300		\$ 3,211,300	30.04%
Housing Rehabilitation	\$ 5,389,159	\$ 0	Obligated no later than 12/1/2020	\$ 2,200,000			\$ 900,000	\$ -	\$ 3,100,000	29.00%
Total	\$ 21,556,637	\$ 1		\$ 2,249,863	\$ -	\$ -	\$ 8,441,482	\$ -	\$ 10,691,345	100%
Total Available to Obligate in 2020 (total annual allocation +PI+RGR+Prior year unobligated)		\$ 22,065,352	Note: 2020 allocation for project \$13,623,872 + prior year unobligated \$8,441,480 (PY2019 \$8,416,480 and previous year return \$25,000)							
Total Obligated for PY2020	\$ 10,691,345									
Unobligated	\$ 10,865,292									

Geographic Distribution and Location of Investments



Refer to the above map for the 2020 CDBG program obligations. The state of Oregon has no control over the type and quantity of applications submitted for funding under the program or their geographic location. The state did not receive direct microenterprise assistance applications but due to the government shut down due to COVID-19 the state awarded Small Business awards through the microenterprise program. Awards were made as follows:

- **Microenterprise Assistance (Small Business)** – City of La Grande, Baker County, Wallowa County, City of Madras, City of Rogue River, City of Sweet Home, Wallowa County
- **Public Works** – City of Tillamook, City of Ontario, City of Umatilla, City of Union
- **Public/Community Facilities** – City of Baker City, City of Woodburn
- **Housing Rehabilitation** – Josephine County, City of The Dalles, City of Nyssa, City of Dallas, City of Gold Beach, City of Coos Bay

The Families and Persons Assisted (including the racial and ethnic status of persons assisted)

2020 Award												
	Project #	Award Amount	Leverage	Beneficiary info								
Public Works				People	LMI	White – not Hispanic	Hispanic	Black, not Hispanic	American Indian/ Alaskan native	Asian	Native Hawaiian & Pacific Islander	Two or more Races
Umatilla - Water Distribution Improvements Design	P20003	\$ 593,500	\$ 7,500	7,071	3,785	4,996	1,346	181	136	53	5	1,700
Umatilla - Water Collection System Design	P20009	\$ 362,500	\$ -	7,071	3,785	4,996	1,346	181	136	53	5	1,700
Tillamook - Water System Improvements Design	P20010	\$ 247,500	\$ 2,500	4,935	2,595	4,411		24	123	85	73	219
Ontario - Water System Improvements Design	P20004	\$ 2,500,000	\$ 250,000	10,997	6,365	9,754	5,649	47	89	103	11	822
Union - Water System Improvements Design	P20005	\$ 220,000	\$ 2,200	2,170	1,112	2,025	22	15	38	11		
Total Award		\$ 3,923,500	\$ 262,200	32,244	17,642	26,182	8,363	448	522	305	94	4,441
Public/Community Facilities				People	LMI	White – not Hispanic	Hispanic	Black, not Hispanic	American Indian/ Alaskan native	Asian	Native Hawaiian & Pacific Islander	Two or more Races
City of Woodburn	C20006	\$1,500,000	\$15,000	7,500	7,500	4,530	847	38	210	60	7	2,550
City of Baker City	C20007	\$1,500,000	\$15,000	428	428	378	21	8	22	2		18
Total Award		\$3,000,000	\$30,000	7,928	7,928	4,908	868	46	232	62	7	2,568
HOUSING REHABILITATION				People	LMI	White – not Hispanic	Hispanic	Black, not Hispanic	American Indian/ Alaskan native	Asian	Native Hawaiian & Pacific Islander	Two or more Races
Coos Bay Housing Rehabilitation Program	H20008	\$500,000	\$15,000	66	32	59			5	2		
Josephine County Housing Rehabilitation Program	H20011	\$400,000	\$0	60	60	55	1	2	3			
City of The Dalles Housing Rehabilitation Program	H20012	\$500,000	\$5,001	93	31	89	40	1	1	1	1	-
City of Nyssa Housing Rehabilitation Program	H20013	\$400,000	\$0	25	25	25	15					
City of Dallas Housing Rehabilitation Program	H20014	\$400,000	\$0	23	23	15	4		2			2
Lebanon Housing Rehabilitation Program	H20015	\$400,000	\$0	40	40	28	4		8		4	
Gold Beach Housing Rehabilitation Program	H20016	\$500,000	\$15,000	32	32	28	5	1	2	1		
Total Award		\$3,100,000	\$35,001	339	243	299	69	4	21	4	5	2

Activities to Address Homelessness, Chronic Homelessness and Persons with Special Needs

Funding homeless shelters, shelters for victims of domestic violence and person with special needs are one of the priorities of the Oregon CDBG program. There were no CDBG projects awarded in PY2020 or assisted with PY 2020 funds for person with special needs under Community Facilities.

Actions Taken To Affirmatively Further Fair Housing, a Summary of Impediments (AI) and Actions Taken To Overcome the Effects of Impediments

Three state agencies administer programs that serve to further fair housing for Oregon's people. As result the Analysis of Impediments to Affirmatively Furthering Fair Housing was a joint effort between the state agencies and the actions taken to overcome the impediments were also divided amongst the state agencies. For a complete description of the impediments found in the 2016-2020 Analysis of Impediments to Affirmatively Furthering Fair Housing, the 2016-2020 Fair Housing Action Plan and a summary of all the state agency actions to overcome the identified impediments, please refer to the more detailed analysis included in the 2019 Consolidated Annual Performance Evaluation Report (CAPER). This CDBG Performance Evaluation Report (PER) narrative summarizes the actions taken by Business Oregon to address/overcome specific impediments.

Business Oregon along with two other state agencies are in the process of completing the 2021-2025 Consolidated Plan, updating the AI, and the Fair Housing Action Plan. This report will still reflect the findings in the 2016-2020 AI however the 2021 PER will address any changes to the AI and Fair Housing Action Plan.

Business Oregon, which administers Community Development Block Grant funds for the state's non-metropolitan cities and counties, integrating within program implementation and through the contract with Fair Housing Councils of Oregon, educates its recipients about their fair housing responsibilities in several ways including:

- 1) Presentations at workshops,
- 2) Updates to the comprehensive Grant Management Handbook,
- 3) Disbursements of informational handouts, posters, brochures and individual technical assistance, as needed or requested,
- 4) Disbursements of workshops or conferences which address fair housing issues and
- 5) completed 2016-2020 statewide Analysis of Impediments to Affirmatively Furthering Fair Housing and Fair Housing Action Plan which are made available to recipients to identify, plan for and remove impediments to further fair housing,
- 6) Provide direct training and consultation to local jurisdiction.

The efforts of BUSINESS OREGON, identified below are addressing the following impediments identified in the 2016-2020 Analysis of Impediments to Furthering Fair Housing:

- 1-5 – Local zoning and land use regulations and/or inexact application of state laws may impede the siting and approval of group homes.
- 2-1 – Lack of enforcement of fair housing violations persist statewide.
- 2-2 – Limited housing options for persons most vulnerable to housing discrimination: non-English speakers, persons of Hispanic descent, African-Americans, large families and persons with disabilities.
- 3-1 – Local housing resources statewide are limited. This is particularly true in rural communities.
- 6-1 – The state's ban on inclusionary zoning limits municipalities' ability to employ flexible tools and incentives to increase the number of affordable units built.

BUSINESS OREGON continues to fund fair housing activities through the Fair Housing Council of Oregon (FHCO)

Table III, below summarizes the impediments identified within 2016-2020 Analysis of Impediments to Affirmatively Furthering Fair Housing and Fair Housing Action Plan being addressed by BUSINESS OREGON and the actions taken by BUSINESS OREGON and through its contractor, FHCO to address the identified impediments:

During 2020 the following additional activities occurred:

- a. The state to conveys fair housing information via the CDBG 'list-serve'. This list-serve disseminates information to all interested persons and grant recipients.
- b. IFA provides outreach through technical assistance workshops/ presentations regarding Limited English Proficiency Plan and Section 3 Plan along with the dissemination of the new established Section 3 Business Registry web page.
- c. IFA requires the submission of reasonable accommodation policies when a non-profit becomes a certified sub-grantee.
- d. IFA enhanced the effort in furthering fair housing by providing assistance through FHCO training and education effort directly to the local jurisdictions.

Table III
Efforts to Remove Barriers/Impediments to Fair Housing

Fair Housing Council of Oregon Oregon Business Development Department-Infrastructure Finance Authority 2020 Final Report		
PROGRAM TASKS		
TASKS	DELIVERABLES	PROGRESS
1. Administration: Assign key personnel to project and review timeline with OBDD staff, provide oversight and project management. Quarterly and annual reporting to OBDD project manager.	<ul style="list-style-type: none"> List of key personnel, contact information and roles. Project timeline and narrative plan for contract period. Copies of all final products developed under contract. Prepare and submit invoices Quarterly reports of grant activities. (Rebecca Wetherby, Allan Lazo) 	Allan Lazo, Executive Director Shyle Ruder, Education and Outreach Director Kirsten Blume, Enforcement Director Diane Hess, Education and Outreach Specialist Glenda Moyer, Eastern Oregon Education and Outreach Specialist Louise Dix, AFFH Specialist Rebecca Wetherby, Grants Manager Samuel Goldberg, Program Specialist Isidro Reyes, Intake Specialist Hali Ramirez, Intake Specialist Contact information and roles are attached as Task1.doc
2. Conduct at least 4 mass media and other strategic outreach activities. These activities may include PSAs, radio interviews, television appearances, and outreach events in local communities. Includes posting a combination of 150 Twitter feeds, Facebook posts and blog posts each year. Spanish-language outlets also will be targeted for these activities.	4 events, reaching at least 4 non-entitlement communities. The location, date of the event, along with the call number of the radio or television station, and identification of the area covered by the station will be reported. (Diane Hess, Louise Dix, Isidro Reyes, Rebecca Wetherby, Shyle Ruder, Glenda Moyer) The number of posts and news articles posted. (Rebecca Wetherby)	Period 1 <ul style="list-style-type: none"> Interview recorded for Elkhorn radio stations which covers Baker City, La Grande, John Day, Prairie City, Hermiston and Pendleton. Interview covered general info and focused on familial status, sex, disability, criminal history and source of income discrimination. Gave out Eastern Oregon staff member contact info for questions. Spanish-language PSAs were run on Radio Poder in Woodburn through the end of June Researched and created an updated list of potential media outlets in non-entitlement communities Social Media/Blog/Articles 41 Facebook/Twitter/Blog posts Period 2 <ul style="list-style-type: none"> 10/8 KALD FM 8-5:15 Klamath Falls broadcast area 10/20 KWVR 8 – 8:15 Wallowa County.

		<p>Topics discussed were:</p> <ul style="list-style-type: none"> - basic intro to FH - issues seen in Eastern Oregon most often (disability, familial status) with tie in to veterans, senior citizens - addition information about assistance animals - a bit about COVID-19 <p>Additionally, contact information for FHCO and renters rights hotline was provided.</p> <p>Social Media/Blog/Articles 82 Facebook/Twitter/Blog posts</p> <p>Period 3 4 events/mass media activities reported previously Social Media/Blog/Articles 64 Facebook/Twitter/Blog posts</p>
3. Show newly updated "Anywhere But Here" display in at least 4 non-entitlement communities	4 display events in non-entitlement communities. The location and date of the display event will be reported. (Sam Goldberg)	<p>Period 1 No Showings</p> <p>Period 2 Display shown in two non-entitlement communities Eagle Point Library: October 4 - October 17 Rogue River Library: October 18 - October 31</p> <p>Period 3 Coordinated display showing at Coos History Museum</p>
4. Produce and distribute 4,000 information materials about fair housing to housing consumers, providers, government agency staff, and the general public	The number of information materials and packets distributed.	<p>Period 1. 86 pieces distributed to non-entitlement communities</p> <p>Period 2. 48 pieces distributed to non-entitlement communities</p> <p>Period 3. 4272 pieces distributed to non-entitlement communities</p>
5. Conduct a 2019 fair housing poster contest for Oregon children in first through eighth grades, throughout Oregon.	Date and location of poster contest, the number of entrees judged and identification of the winner and provision of a copy of the winning poster.	<p>Period 1.</p> <ul style="list-style-type: none"> • Posted YouTube about contest on April 27th https://www.youtube.com/watch?v=-_6X96H7mzY <p>Period 2. 2020 Theme will be "It's Fun Having All Kinds of Neighbors"</p> <p>Period 3. 2020 Theme will be "It's Fun Having All Kinds of Neighbors"</p> <ul style="list-style-type: none"> - Contest updated on website, social media posts created, two email blasts to over 4,000 subscribers - additional email blast to every children's librarian Statewide coordinated through Greta Bergquist at the Oregon State Library on January 15th - Poster contest brochure downloaded 113 times - Winner will be announced March 19th
6. Distribute 10,000 fair housing newsletters	The number of FHCO Newsletters distributed.	Period 1 6/24 Spring Newsletter to 4,039 subscribers

		https://mailchi.mp/fhco/promise-of-opportunity-summer-2020 Period 2 9/10 Spring Newsletter to 4,066 subscribers https://mailchi.mp/fhco/promise-of-opportunity-fall-2020 Period 3 12/16 Newsletter to 4,009 subscribers https://mailchi.mp/fhco/promise-of-opportunity-winter-4640754
7. Continue to update FHCO website to expand the knowledge, awareness and support of fair housing laws, enforcement avenues, and protections for citizens of the State including the addition of a new map with jurisdictional data.	The number of hits to the FHCO web site.	Period 1. Added form for complainants to provide feedback. 456,221 hits Period 2. 415,111 hits Period 3 Online form implemented in the previous contract facilitated connecting jurisdictions with resources efficiently, including contacts from Umatilla, Medford, Astoria, Grants Pass, and Florence http://fhco.org/index.php/information-for-jurisdictions/cdbg-fund-recipients 409,050 hits
8. Conduct 2- 3 fair housing tours to non-entitlement areas. Each tour will consist of a series of workshops targeting target housing consumers, housing providers, social service providers and advocates, elected officials, land use staff of local non-entitlement jurisdictions, community based organizations and others. Conduct 2 tours to develop partnerships with local community-based resources in the area of state with identified fair housing needs; local partner would provide a series of workshops targeting housing consumers, social service providers and advocates, housing providers, elected officials, land use staff of local non-entitlement jurisdictions, community based organizations and others; local resources also would provide continual presence and access to fair housing resources, such as outreach, materials, and technical assistance.	The location and date of the fair housing tour, along with the number of participants will be reported. (Diane Hess, Shyle Ruder, Louise Dix, Glenda Moyer) The location and date of the fair housing tours to develop partnerships and the number of participants will be reported. (Diane Hess, Shyle Ruder, Louise Dix, Glenda Moyer)	Period 1 FHCO has partnered with UCAN in Southern Oregon and hired Glenda Moyer in LaGrande to conduct outreach and training in their communities, and regions. Period 2 Conducted train-the-trainer sessions with two new remotely-located education and outreach staff members, as well as regional fair housing collaboratives. Their focus is on Southern Oregon, the Coast, and Yamhill/Polk/Marion counties, along with the Education and Outreach Director, Shyle Ruder, Louise Dix, and Diane Hess. This on-boarding was concurrent with two staff members transitioning out of the organization, which was concluded at the end of the period. Education and Outreach Specialist, Glenda Moyer in La Grande is providing trainings, outreach, and a strong sited presence for Eastern Oregon. Focus on the four targeted regions with co-located staff has allowed FHCO to provide education and outreach that is timely and issue-specific. For instance, increasing our technical assistance with regards to fair housing implications of the catastrophic loss of housing during this year's fire season, and also the impacts of the pandemic. These are services that we were able to provide with this task, and other leveraged funding. Eastern Oregon: <ul style="list-style-type: none"> Presented information via Zoom to CAPECO case managers who assist youth, adults, families and aging with housing. Provided trainings for key Eastern Oregon partners: Home4Hope Coalition, a Pendleton group that assists homeless people with many services;

		<p>Northeast Oregon Housing Authority, located in La Grande; Safe Harbors, a domestic violence shelter in Enterprise; AFFH train-the-trainer for Eastern Oregon Community Advisory Team in La Grande.</p> <p>Provided in-person outreach and materials to Wallowa County Community Corrections (10/15), Safe Harbors (10/15), Wallowa Valley Center for Wellness (10/15), Enterprise City Hall (10/15).</p> <p>Southern Oregon:</p> <ul style="list-style-type: none"> • Trainings for advocates, providers, shelters, and residents: Klamath County Realtors Association (8/20), Klamath Rental Owners Association (10/15), Rogue Retreat, Medford (10/2), UCAN, Roseburg (10/27), • Provided outreach and information to Jackson County Homeless Task Force (10/20), Jackson County Housing and Transit Coalition (10/27), Greenway Recovery and Homelessness Outreach, coordinated by Jackson County Sheriff (10/28), Inn at the Commons (10/26), Phoenix Fire Relief Site (10/26), Talent Fire Relief Site (10/26) <p>Polk/Marion/Yamhill Counties:</p> <ul style="list-style-type: none"> • Trainings for advocates and providers: Mid-Willamette Valley Homeless Alliance Board of Directors (10/8), Mid-Willamette Valley Landlords (10/20), Case Managers from Polk, Marion, Yamhill Counties (9/29), Renters from Polk, Yamhill, Marion Counties (10/6) • Attended Service Integration Team meetings for Sheridan (10/6), Carlton (10/7), Newberg (10/8), Dayton (10/20), Grande Ronde (10/1), Falls City (10/6), Dallas (10/7) <p>Outreach to Polk County Family and Community Outreach Department (10/23)</p> <p>Coast:</p> <ul style="list-style-type: none"> • Gave a fair housing history presentation to Tillamook Creamery. Organized by the company's People and Culture Team as part of their diversity and inclusion efforts. The training had enhanced content on three areas of the state where they are located: Tillamook, Portland and Umatilla County. (8/19) • Trained North Bend/coos Bay housing Authority (10/26), Coos Curry Landlords in partnership with ORCCA (10/20), <p>Outreach meeting with Head Start Manager in Astoria (10/9), ORRCA (10/5), Gold Beach City Councilor Tamie Kaufman</p> <p>Period 3</p>
--	--	--

		<ul style="list-style-type: none"> • UCAN facilitated trainings and attended meeting in Southern Oregon, including fair housing education at Rent Well trainings, and presenting at community meetings. Outreach efforts by our Southern Oregon Education and Outreach Specialist continued to focus on communities directly affected by COVID, wildfires, and other displacing events. • Coastal outreach continued resulting in follow-up communications with Clatsop County Rental Owners and conversations about future coordinating, in addition to the display with Coos County History Museum • Eastern Oregon coordinator provided outreach, material drop-off to jurisdictions and advocates, and follow-up technical assistance to previous attendee trainees
<p>9. Conduct trainings for 10 partners and key organizations including re-entry professionals, nonprofit shelters and housing providers, state agencies and community based organizations. Wherever possible, trainings will include FHCO's virtual tours, tailored to the local community, and a listening session to identify local fair housing issues and progress on the Fair Housing Action plan. We will continue to research and update our virtual tours with new data and interviews.</p> <p>At least one training will be recorded and made available online for a one-year period to residents, advocates, or jurisdictional partners from non-entitlement jurisdictions.</p>	<p>Identification of the 10 partners and key organizations that were trained, including their name, organization and the location and date of training.</p>	<p>5/21 9 - 10 am, Fair Housing for Providers and Realtors, Curry County Board of Realtors, 21 participants 5/21 12 - 1:15 pm, Fair Housing for Providers and Realtors, Coos County Board of Realtors, 16 participants 6/24 6:30 - 7:30 pm, Fair Housing RA/RMs, Focus on families with children living with disabilities, Swindells Center, 45 participants 7/7 1 - 2 pm, Fair Housing for Providers and Realtors, Central Oregon Association of Realtors, 11 participants 7/13 8:30 - 9:10 pm, Fair Housing for Adult Foster Homes, Training for licensors of adult foster care homes from throughout the state. 55 participants 7/13 1 - 2:30, Fair Housing for Advocates, Virtually held annual statewide conference for Oregon Center of Excellence for Assertive Community Treatment (OCEACT). These teams provider wrap around mental health and housing support for individuals statewide who experience severe and persistent mental illness. In this session we review fair housing basics, rights for people living with disabilities, reasonable accommodations, and hate and harassment. 86 participants 7/15 1 - 2 pm, Fair Housing with DV and Shelter focus, Homeless and DV shelters across Central Oregon as part of the Homeless Leadership Coalition covering Crook, Deschutes, Jefferson and the Warm Springs Confederated Tribes. 40 participants 7/27 1 - 3 pm, Fair Housing for Shelters, Staff from shelters in Linn, Benton and Marion counties. Non-entitlement areas included Lebanon, Newport and Lincoln City. 28 attendees</p> <p>Period 2 8/20 9 – 10 am Fair Housing Training for Realtors, Klamath County Realtors Association, Klamath Falls, 22 attendees</p>

		10/28 Fair Housing Custom Class, Veterans Convening, Statewide conference, 75 attendees
<p>10. Screen at least 200 clients from Oregon’s non-entitlement jurisdictions with intakes (calls/walk-ins/emails) and evaluate for fair housing issues and jurisdiction.</p> <p>It is anticipated that 21 calls will result in fair housing allegations, requiring further investigation, follow-up action, or formal complaint processing.</p>	<p>The number of clients screened from the non-entitlement areas of the state.</p> <p>The number of calls that resulted in fair housing allegations requiring further investigation, follow-up action or formal complaint processing. (Isidro Reyes, Hali Ramirez, Rashonda Jones)</p>	<p>Period 1 45 inquiries resulted in 3 further investigations of allegations.</p> <p>Period 2 54 inquiries resulted in 11 further investigations of allegations</p> <p>Period 3 44 inquiries resulted in 5 further investigations of allegations</p>
<p>11. Conduct on-going education and outreach communications and provide technical assistance to non-entitlement area jurisdictions related to AFFH.</p> <p>Communications and resources will include email broadcast messages, information on FHCO website and social media channels, and through land use trade association networks. Information will include at least: best practices, model codes and plans, recent legal decisions, and tools available for aiding in creating inclusive communities.</p> <p>Technical assistance will include efforts related to land use planning, development code review, community development and other activities.</p> <p>Develop best practices for affirmatively furthering fair housing in land use plans, development codes, and other policies and procedures based on review of PAPAs project outcomes.</p>	<p>Log of communications which includes a summary of information provided and copies of materials or links to information/materials posted/provided and training provided to non-entitlement areas of the state. (Louise Dix)</p>	<p>Period 1 None to report</p> <p>Period 2 Education and outreach provided: 9/28 In person meeting with Eleanor Ponomareff, City of Talent about zoning and disparate impact on communities displaced by fires. Specific focus on how to ensure equity in the rebuilding process. 9/29 In person meeting with Jason Clark, City of Talent about zoning and disparate impact on communities displaced by fires. Specific focus on how to ensure equity in the rebuilding process. 10/8 In person meeting with Tamie Kaufman, City Councilor Gold Beach 10/15 City of Enterprise, in-person visit to City Hall to drop off materials and discuss FH with staff</p> <p>Period 3 1/29 Met with Daisey Goebel of the Grant County Planning Commission to discuss Fair Housing Law and AFFH</p> <p>Additional communication activities included in the PAPA tracking report, submitted as Task 11</p>

<p>Conduct outreach to determine non-entitlement jurisdictions interested in receiving additional technical assistance, based on review of PAPAs project outcomes and coordination with DLCD.</p> <p>Work with small jurisdictions to provide technical assistance on implementation of best practices for creating inclusive communities through local jurisdiction land use plans, development codes, and other policies and procedures based on review of PAPAs project outcomes.</p>		
<p>12. Partner with planning and land use professional to review Post Acknowledgement Plan Amendments (PAPAs) submitted to DLCD by jurisdictions to identify zoning and land use proposals with a potentially discriminatory impact.</p> <p>Contact jurisdictions with PAPAs in question and explain the concerns and offer technical assistance.</p> <p>Partner with planning and land use professional to review Post Acknowledgement Plan Amendments (PAPAs) submitted to DLCD related directly to emerging statewide land use legislation.</p> <p>Work with non-entitlement jurisdictions to provide technical assistance on implementation of emerging statewide land-use legislation. Technical assistance proved to include best practices for creating inclusive communities through local jurisdiction land-use plans, development codes, and other policies and procedures based on review of PAPAs.</p>	<p>List of partners, number of PAPAs reviewed, summary of issues identified and technical assistance offered; summary of outcomes by jurisdiction. (Louise Dix)</p> <p>List of participants, dates of meetings, agenda form meetings, and summary of issues discussed and actions recommended.</p>	<p>Period 1 191 PAPAS reviewed, 8 were found to have Goal 10 issues. PAPA report is included as Task 12</p> <p>Period 2 191 PAPAS reviewed.</p> <p>Period 3 191 PAPAS reviewed. PAPA report is included as Task 12</p>
<p>13. Facilitate at quarterly meetings of FHCO's AFFH advisory panel of representatives of OBDD and OHCS staff, DLCD staff, land use experts, planning experts, and other stakeholders identified</p>		<p>Period 1 Meeting held at FHCO offices on June 30– attendees, agenda, and minutes attached as Task 13</p> <p>Period 2 Meeting held at FHCO offices on September 29 – attendees, agenda, and minutes attached as Task 13</p> <p>Period 3 12/22 Meeting held on Zoom – attendees, agenda, and minutes attached as Task 13</p>
<p>14. Participate in 4 Technical Advisory Committee meetings as part of development of updated statewide Analysis of Impediments.</p>	<p>Convene community feedback sessions in two statewide locations to provide input on draft of updated statewide AI</p>	<p>Period 1 No meetings held</p> <p>Period 2 No meetings held</p>

		<p>Period 3 Met with State contractor, Root Policy, to provide information for Analysis of Impediments</p> <ul style="list-style-type: none">• 1/7/21 Statewide meeting with Community Advisory Groups, 17 attendees, notes included as Task 14• 12/18 Meeting with Enforcement Team• 12/27 Meeting with Education and Outreach Team
--	--	--

Fair Housing Actions BUSINESS OREGON plans to undertake in 2019 and 2020

Support of Local Fair Housing Efforts

Business Oregon continues to work closely with all our CDBG recipients to ensure that each of their jurisdictions recognize their responsibilities in this area and know where the resources are to answer questions and provide necessary brochures, posters and presentations. Regional coordinators remain in contact with each recipient through the course of the CDBG-funded project and can assist them when necessary.

Local fair housing efforts of state recipients using 2019 and 2020 funds include but are not limited to: publicizing fair housing laws, participating in local fair housing events, displaying posters, distributing brochures and being a participating sponsor of the Fair Housing Council of Oregon (FHCO) display and training sessions. As we have worked with FHCO, we have come to understand that many of Oregon's small communities are struggling and it is common to find that municipal planners, attorneys, and building code/development personnel have been eliminated from the budget to reduce personnel expenses to ensure there are funds to cover the more basic needs of the community. These are the individuals who typically have the responsibility to understand fair housing laws and to be aware of local impediments to equal access to opportunity in housing. Often, affirmatively furthering fair housing is not even on their radar. Additionally, the citizen commissions/decision-making bodies and elected officials in small communities in Oregon are frequently swayed by neighborhood opinions without regard to the fair housing impacts. This is especially the case in land use decisions and zoning plans and practices. OBDD adjusted our contract with FHCO to enhance more direct work with local municipalities to enhance more education and awareness of Fair Housing in the rural areas.

Actions Taken to Remove Barriers to Affordable Housing

In addition to the activities described above, CDBG funds are used to extend publicly owned infrastructure to new affordable low- and moderate-income housing, which assists in addressing the obstacle of funding for owner occupied single family housing. CDBG funds also are used by low- and moderate-income homeowners to rehabilitate the homes they occupy.

CDBG funds were used to foster affordable housing by funding supportive public infrastructure for housing projects. CDBG funds, through the housing rehab program, support maintenance of affordable housing that is owned and occupied by a low- and moderate-income homeowner.

Workforce Housing – The State of Oregon, like many other states, is facing a workforce housing crisis. Many Oregonians have decent paying jobs – teachers, nurses, fire fighters, law enforcement, etc. but due to the high cost of housing, are housing burdened, paying well over the recommended 30% of their monthly income on housing or enduring long commutes in order to even find decent, safe and somewhat affordable housing. Due to

this crisis, the Governor's Regional Solutions Team, along with several other state agencies, including Oregon Housing and Community Services and Business Oregon, are collaborative working on solutions to the housing crisis of the "missing middle." We are optimistic that while this will not completely eliminate the issue this will begin to address the need and be something that can be replicated in other areas of the state. While the State Community Development Block Grant funds will not be directly utilized under this Initiative, Business Oregon has another funding source that is available for eligible applicants/projects to assist with the Workforce Housing issue.

Manufactured Housing – Oregon has more than 140,000 manufactured homes in parks and more than half of those (55%) were built before 1980 meaning many need repair. Many, if not most, of the manufactured homes are also owned or rented by low-to-moderate income persons. Since 2018, Business Oregon is providing a \$100,000 incentive for CDBG housing rehabilitation applications where the focus is on repairs to homes in manufactured parks. The maximum request for housing rehabilitation has been \$400,000 but considering the need, we have added the \$100,000 incentive for a maximum award of \$500,000. We anticipate at least an additional 20 manufactured homes in parks will be assisted with this incentive. In 2020, the CDBG program made a programmatic change that would enable eligible applicants, in cooperation with a non-profit service provider, to allow substantial rehabilitation of homes especially for manufactured homes in parks. By implementing this change, we are optimistic that this will free up other funds that could be used to replace the outdated manufactured homes within a park and preserve the park for affordable housing. We will continue to work with Oregon Housing and Community Services and other stakeholders to develop the programmatic change to have the largest possible impact on continuing to preserve affordable housing of this type.

The Oregon Housing and Community Services Department (OHCS) is active in the promotion of fair housing. They operate many programs, including HOME. Owners of projects assisted by OHCS are required to develop marketing plans that include outreach activities targeted to minorities and other protected classes. The first component of the fair housing planning process is to review impediments to fair housing choice in the public and private sectors.

Other Actions Indicated in the Strategic Plan and the Action Plan and Including A Comparison of the Proposed Versus Actual Outcomes For Each Outcome Measure Submitted With the Consolidated Plan and Explain, If Applicable, Why Progress Was Not Made Toward Meeting Goals and Objectives.

2020 Outcome and Performance Goal Summary:

Table V, summarizes the outcomes and performance measure requirements and the states progress towards meeting each requirement, by project type. This section of the 2020 PER conforms to the outcome and performance measure requirements identified in the 2016-2020 Consolidated Plan. Since the actual number funded is based upon the awards made during the program year, the final actual outcomes/accomplishments from

each grant awarded by the state will be collected when the grant activities are complete and the grant contract between the city/ county and the state is administratively closed and will be reported in IDIS at that time. In summary it is estimated 40,511 Oregonians will benefit from the activities funded under the CDBG program in PY2020 of which 25,813 (64%) will be low and moderate income. An abbreviated summary of the State's achievements through the end of PY 2020 are:

- The state met or exceeded the annual goals for Public Works; SL1 Community Facilities; EO3 Microenterprise Assistance; DH1 Community Facilities; SL3 Community Facilities and Community Capacity Technical Assistance and Housing Rehabilitation.
- 5 water and wastewater systems were funded.
- 171 housing units will be rehabilitated.
- The CDBG program leveraged \$3,144,460 in matching funds.
- Two capacity building activities were conducted where 377 persons benefitted

Five Year Outcome and Performance Goal Summary: Table V also, summarizes the outcomes and performance measure requirements and the State's overall progress towards meeting each requirement, during the 5-year reporting period, by project type. This section conforms to the outcome and performance measure requirements identified in the 2016-2020 Consolidated Plan. As this is the fifth year of the 2016-2020 Consolidated Plan, the information for 2020 is what will be reported for this year.

Refer to the Table V for details.

Table V

Program Year 2020 data and accrued data from January 1, 2020 to December 31, 2020

Note: See notes at the bottom of the table.

Program Year 2020 Data					OUTCOMES [See note #1 below]			
Outcome/ Objective	Funding Category	Performance Indicators [See note #2 below]	Actual Number Funded in 2020	Total Number Funded by 12-31- 2020	Short Term Annual Goal	Actual Number Funded in 2019 and % of Annual Goal Achieved	Long Term Goal by 12-31-2020	Actual Number Funded by 12-31-20 and % of Five Year Goal Achieved
SL3	Public Works – Water/Wastewater	Number Systems Assisted	5	15	Fund 2 systems per year	5(250%)	Assist 10 systems	15(150%)
		Total Persons Assisted	6,949	18,276				
		Total LMI Persons Assisted	3,975	10,987				
		Funds Leveraged	\$13,355	\$4,845,507				
SL1/SL3/DHI	Public/Community Facilities (fire stations, libraries, senior centers, food banks, family resource centers, community centers), (SL1) Public/Community Facilities (drug and alcohol treatment, head starts, mental health, health clinics, shelters/ workshops for persons with disabilities (SL3) Public/Community Facilities (domestic violence shelters, emergency/homeless shelters (DHI)	Total Facilities Assisted	1	9	Fund 1 projects per year	3 (66%)	Assist 7.5 facilities	9 (120%)
		Total Persons Assisted	884	13,981				
		Total LMI Persons Assisted	9,456	12,725				
		Funds Leveraged	31,233	3,109,460				
DH3	Housing Rehabilitation	Total Number of Units rehabbed	137	190	Fund 6 projects per year (100 Housing Unit)	7 (116%) 137 unit (137%)	Fund 30 projects	22(73.3%)
		Funds Leveraged	\$0					
EO3	Public Services-Microenterprise Assistance	Total Microenterprises Assisted	100	244	Fund 3 projects per year.	100 (100%)	Fund 15 projects or (500 Microenterprises assisted)	7 (47%) 244 MicroEnterprise assisted (49%)
		Tota LMI Microenterprises Assisted	75	200	(100 MicroE Assisted)			
		Funds Leveraged	0	\$0				
SL3	Emergency Projects	The Department does not anticipate future disasters but will ensure that if a bona fide disaster occurs in the future the projects will meet the CDBG program requirements and will be reported accordingly.						
N/A	Community Capacity/Technical Assistance	Number of Training Events Held	2	15	Fund 3 per year	2 (67%)	15 training events funded	16 (106%)
		Number of Attendee's	73	631				

Note #1—Outcomes—Actual Number Funded—The actual number funded is based upon the awards made during the program year. The final actual outcomes/accomplishments from each grant awarded by the state will be collected when the grant activities are complete and the grant contract between the city/county and the state is administratively closed and will be reported in IDIS as part of the CAPER.

Each grant recipient is allowed a specified period-of-time to complete the CDBG funded activities and this time-period varies by type of grant. This time-period is referred to as the Project Completion Date (PCD). The state allows PCD extensions if the local circumstances warrant the extensions. Each PCD extension is reviewed on a case by case basis. A summary of the standard PCD time periods are:

- 1 year PCD—Applies to microenterprise assistance grants.
- 2 year PCD—Planning/Final design only grants, construction only grants, public/community facility and housing rehabilitation grants.

Note #2—The state may select activities/priorities for the 2016-2020 CDBG program from the table above. The proposed outcome and performance measure requirements, performance indicators and the short- and long-term goals for each activity will only be triggered, if the activity is actually offered by the program

Describe the Use of CDBG Funds During the Program Year and Assess the Relationship of That Use to the Priorities and Specific Objectives Identified Within the Plan With Special Attention to the Highest Priority Activities That Were Identified

CDBG activities that have had a substantial impact on identified needs are the public works activities and community facility activities which were identified as high priority projects in the 2016-2020 Consolidated Plan. Thirty percent (30%) of the CDBG funds awarded in 2020 were for Community Facilities projects that will benefit 9,456 LMI persons, thirty eight percent (38%) for Public Works projects will benefit 6,949 persons and thirty percent (30%) of the CDBG funds awarded in 2020 were for housing rehabilitation projects that will benefit 137 households and rehabilitate 137 housing units. Refer to Table's I, V and VI for more details.

The indicators for CDBG needs are identified by the type and number of applications received for funding in 2020. Based upon the number of applications received public works, community facilities and housing rehabilitation are of the highest need. Oregon funded:

- 5 public works projects
- 2 community facility projects.
- 7 housing rehabilitation projects and,
- 5 small business/microenterprise project

The state obligated its Program Year 2020 funds for activities in accordance, as much as possible, with the targets set in the *2020 Annual Action Plan for the Oregon Consolidated Plan*.

The state exceeded the annual allocation funding targets in the following category:

- Public Works: Target was to assist 2 system per year and during 2020 the state assisted 5 system benefiting 5 different geographical communities
- Housing Rehabilitation: Target was to assist at least 100 housing unit per year and in 2020 the state has rehabilitated 137 housing units.
- Micro-Enterprise Assistance: Target was to assist at least 100 Micro-entrepreneurs, for 2020 the state has successfully reach the set target.

Over the years, the state is seeing an increase in demand for the CDBG program. With the increase in demand the State went from one application round a year to two. Many of communities have shown interest in the upcoming application round which started in February with applications due the end of April. The second application round will begin in July and end September 30th.

The state's CDBG program continues to alleviate the effects of the economy by creating jobs, assisting microenterprises, improving infrastructure, providing housing rehabilitation, and constructing essential community facilities. The primary obstacle in successfully addressing the demands remain in the lack of funding. Federal and state

funding are simply not enough to meet demand, even when coordinating funding for infrastructure projects with other agencies such as the US Department of Agriculture's Rural Utility Service, Oregon Department of Environmental Quality, the Environmental Protection Agency, the lottery funded Special Public Works Fund and Water/Wastewater Financing Program and others.

Variance between Targeted and Awarded Funding in 2016-2020

The Method of Distribution (MOD) identifies that OBDD-IFA intended to award funds according to the target percentages, but OBDD-IFA is not obligated to award all the funds targeted to each category, i.e. if a sufficient number of projects are not awarded in a particular category, applications in other categories may be funded. Each calendar year OBDD-IFA conducted a target review and determine if funds need to be moved from one category to another to address program needs.

At each calendar quarter the need for the program, based upon the complete applications received was reviewed against the targeted percentages. OBDD-IFA varied from the funding targets, in accordance with the applicable MOD, and for the following reasons:

- The state of Oregon has no control over the type and quantity of applications submitted for funding under the program. The State emphasizes to communities interested in applying to submit well-developed project ready for funding in the open application round
- Demand for community facilities and public works projects has significantly increased throughout the five years. This upward trend was caused by increase in regulatory agencies requirements for the improvement of aging and failing system. The improvement of the economy conditions has provided little boost in the capacity to undertake large projects to address the community need and the decline in availability of grant funding for both categories. Subsequently the demand for MicroEnterprise assistance has sharply decreased, while Housing Rehabilitation program is showing increase in interest.
- With the impact of COVID-19 many projects that received funding experienced delays. These delays were in part due to the inability to complete reporting requirements and were not ready to proceed. Projects that had completed all the environmental requirements were unable to procedure due to the social distancing requirements.

Specify the Nature of and Reasons for any Changes in Program Objectives and Indicate How the State Would Change Its Programs As A Result of Its Experiences

The 2020 Program Year had many challenges due to the COVID 19. The local rural economy suffered which created a need for assistance to small business. As a result the state used a portion of the emergency set-aside to aid in small business assistance and projects that would prepare for, prevent or respond to the pandemic.

- **After assessing the variance between targeted and awarded in 2016-2020:**

- Business Oregon is utilizing the historical data of demand and the trend of funds availability in the development of 2016-2020 Consolidated Plan goals to a more achievable target.
- Business Oregon will proceed with the assessment to evaluate level of marketing and outreach to projects to achieve the newly set goals. We identified several outreach efforts through the restructuring of the agency's service delivery model alongside with Governor's Regional Solution Teams throughout the 10 regions in the state. Business Oregon will continuously proceed with the outreach efforts by actively marketing the program through all different efforts such as involvements in the League of Oregon Cities and Association of Oregon Counties.
- Business Oregon keep moving forward on technical assistance to enhance the performance of all programs for our applicants to implementation through trainings, implementation tool development (electronic application) and one-on-one assistance.

Evaluate the Extent To Which the Program Benefitted Low- And Moderate-Income Persons and Include the Number of Extremely Low-Income, and Moderate-Income Persons Served By Each Activity Where Information on Income By Family Size Is Required to Determine Eligibility of the Activity

For the selected benefit period (2018-2019-2020), 99.2% of the state's CDBG funds were obligated to activities benefiting low- and moderate-income persons. Of the funds obligated under the state's 2020 program, 100% of the projects funded are to satisfy the national objectives of benefiting low- and moderate-income persons.

The unobligated FY2019 funds were not included in the calculation for overall program benefit to low and moderate income persons. Refer to Table V above and Table VI below for details.

Table VI

Funding Category	Very Low Income	Low Income	Total Benefitted Persons	LMI	Award amount	%	Leverage
Miroenterprise Assistance/Small Business	Not collected	Collected	100	100	\$ 344,045	3%	\$ -
Public Works	Not collected	Collected	32,244	17,642	\$ 3,923,500	38%	\$ 262,200
Community Facilities	Not collected	Collected	7,928	7,928	\$ 3,000,000	29%	\$ 30,000
Housing Rehabilitation	Not collected	Collected	339	243	\$ 3,100,000	30%	\$ 35,001
Total	N/A	N/A	40,611	25,913	\$ 10,367,545	100%	\$ 327,201

Evaluate Progress toward Meeting The Goals of Providing Affordable Housing CDBG Funds, Including the Number and Types Of Households Served

During 2020 Business Oregon funded housing rehabilitation projects that are proposed to benefit 131 households, of which 339 persons will benefit and 100% will be low and moderate income.

A Summary of Any Comments Concerning the Program That Have Been Received From Citizens

The public comment period concludes on May 5, 2020 and BUSINESS OREGON received no public comment regarding the 2020 CDBG PER reports.

A Summary of Activities and Results from Technical Assistance Funding

The state's 2020 program included the use of CDBG funds for the technical assistance allowed by Section 811 of the Housing and Community Development Act of 1992. As of December 31, 2022, \$106,989 of the \$ 136,239 1% funds from the 2020 allocation had been obligated.

Table VII**CDBG 1% Balance as of December 31, 2020**

Fiscal Year	Obligated	Unobligated	Total
2008	141,451.00	0	141,451.00
2009	143,939.07	0	143,939.07
2010	143,839.00	0	143,839.00
2011	131,525.00	0	131,525.00
2012	120,039.00	0	120,039.00
2013	121,782.00	0	121,782.00
2014	119,140.00	0	119,140.00
2015	117,449.00	0	117,449.00
2016	120,557.00	0	120,557.00
2017	119,783	0	119,783.00
2018	62,684	68,939	131,623.00
2019		132,772.00	132,772.00
2020		136,238	136,238
Total	1,342,188	337,950	1,680,138

Table VII summarizes the CDBG 1% Technical Assistance awards that were made in Program Year 2020 for conference/workshop sponsorship, for local government capacity building associated with CDBG projects. The information below describes all the activities that were funded and the results from that activity.

- Fair Housing Council of Oregon.** BUSINESS OREGON entered into a the contract with the Fair Housing Council of Oregon (FHCO) to promote equal access to housing by providing fair housing education, outreach, technical assistance and enforcement opportunities related to federal laws and related Oregon laws. A more detailed description of the results of this funding is described in the 2020 PER report section entitled *“actions taken to affirmatively further fair housing, a summary of impediments, and actions taken to overcome the effects of impediments”*
- State Administration.** Starting in FY 2004, states may expend up to \$100,000 +2% of their annual allocation on state administrative costs. In 2006, the state reserved the right to use this flexibility. All CDBG 2% funds used for state administration will be

matched 1:1 with funds from the department's Special Public Works Fund. During 2020 none of the CDBG 1% funds were utilized for state administration.

Civil Rights

The state is required to provide data on all applicants and beneficiaries in projects funded from each grant allocation. Information must be reported for each project activity and must indicate the number of persons benefiting by ethnicity and racial groups as defined by U.S. Census.

- **Applicant data** – the proposed applicant data is contained in Table II above.
- **Actual data** – the actual beneficiary data from PY2020 CDBG funded projects that were administratively closed during 2020 is described and contained in Table VIII below.

Table VIII

RACE GROUP	Total from Grant	Total from Program Income	Combined Total
White not Hispanic		0	0
Hispanic	0	0	0
American Indian/Alaskan Native	0	0	0
Black not Hispanic	0	0	0
Asian and Pacific Islander	0	0	0
TOTAL	0	0	0

Ethnicity/Race data is tabulated for all administratively closed or closed projects in the non-entitlement areas of the state. Two (2) projects awarded in 2020 were administratively closed during the reporting period. Creating a total of 0 projects funded with 2020 funds that are either administratively closed or closed. When 2020 funded projects are administratively closed, the ethnicity/race data will be reported in successive year's PERs 2020 Grant Year Activity Reports as indicated in the table above for each project and totaled for all projects funded with 2020 grant year funds.

Summary of State's Reviews of Recipient's Civil Rights Performance

The state reviews the civil rights performance of its 2020 recipients as part of its regular monitoring procedures. Due to COVID 19 restrictions internal file/desk audit was performed for all projects. A standardized monitoring checklist is used for this process. Grant recipients monitored during the reporting period complied with the Civil Rights performance requirements for Community Development Block Grant recipients.

Summary of State and Recipient Actions to Use Minority- and Women-Owned Businesses In Carrying Out CDBG-Funded Activities

The state encourages grantees to make contracts awarded under CDBG grants available to minority- and women-owned businesses. Through the Grant Management Handbook and training given to recipients, the state describes the various ways that contracting opportunities can be made available to minority- and women-owned businesses. Some examples include dividing larger contracts into smaller portions that can be bid on by smaller firms, or directly soliciting proposals or bids from lists of certified minority- and women-owned businesses. Business Oregon Certification Office for Business Inclusion and Diversity (COBID) provides information regarding minority and women owned business that potential contractors can access if looking for minority and women owned businesses in the area.

The current Grant Management Handbook (GMH) (2020version) provides forms that grantees use to collect and report their efforts to the state. The u GMH continues to contain information and new requirements as published by HUD. All Grantees must meet the minimum acceptable outreach efforts/standards to minority- and women-owned businesses:

- A good faith, comprehensive and continuing endeavor:
- Supported by a statement of public policy and commitment published in the printed media of the widest local circulation.
- Supported by an office/or a key, ranking staff person with oversight responsibilities and access to the chief elected official; and
- Designed to utilize all available and appropriate public and private sector resources.

In addition to meeting the *standards* listed above, grantees are encouraged to use the **guidelines** contained in the GMH in implementing outreach programs to ensure the inclusion to the maximum extent feasible, of entities owned by minorities and women.

The state will report in future PERs, for each allocation, on the use of minority and women-owned businesses, and on Section 3 activities by its recipients. Business Oregon's 2020 Section 3 Report was submitted to HUD via SPEARS on February 26, 2021

Equal Employment Opportunity Data for Business Oregon

Business Oregon maintains the employment data required by the Equal Employment Opportunity Commission (EEOC) on an EEO-4 form. The form is not included in this report but is available from the department.

IDISPR28 Financial Summary Report Adjustments

Adjustment to include the Technical Assistance was done to record the allocation of \$132,772

Line 59 was almost adjusted to show the overall low- and moderate-income benefit period of 2018-2020

Additional achievements

- Business Oregon has submitted the closed out PY 2009 and the PY2010 and is awaiting HUD to process the request.

Project #	Grantee	Project Name	Project status	Activity Amount	Program Mgmt. (PM)	Admin. (LA)	Project Total	Leverage	Natl Obj	# of Unit	Total # of Person	Total # of LMI	# of Unit	Total # of Person	Total # of L/M	White	Hispanic	American Indian / Alaskan Native	Black, not Hispanic	Asian / Pacific Islander	Other two or more races	Female HH
P21002	Cascade Locks	Wastewater system Improvements - Construction		\$ 2,490,000		\$ 10,000	\$ 2,500,000	\$ 3,081,650	LMI		1129	789										
P21003	Clatskanie	Wastewater system Improvements - Design		\$ 685,000		\$ 35,000	\$ 720,000	\$ 7,200	LMI		1773	1021										
H20014 (19,20)	Dallas	Housing Rehabilitation Program		\$ 252,647	\$ 75,000	\$ 25,000	\$ 352,647		LMI	23												
C18014 (17, 18, 20)	Dayville	Community Center	AC	\$ 18,903		\$ 1,027	\$ 19,930		LMI	Accomplishments reported in 2018												
P17004 (17, 19, 20)	Falls City (Increase to P17004)	Wastewater system Improvements - Design					\$ -		LMI	Accomplishments reported in 2017												
H21009	Florence	Housing Rehabilitation Program		\$ 312,000	\$ 75,000	\$ 13,000	\$ 400,000		LMI	12		12										
H20016	Gold Beach	Housing Rehabilitation Program	Terminated	\$ -	\$ -	\$ -	\$ -		LMI	32												
H21007	Grant Co.	Housing Rehabilitation Program		\$ 300,000	\$ 75,000	\$ 25,000	\$ 400,000		LMI	20		20										
P18011 (18, 19,20)	John Day (Increase to P18011)	Wastewater system Improvements - Design		\$ 2,264,500			\$ 2,264,500	\$ 2,735,500	LMI	Accomplishments reported in 2018												
H20011	Josephine County	Housing Rehabilitation Program		\$ 315,000	\$ 65,000	\$ 20,000	\$ 400,000		LMI	20												
P21012 (17, 18, 19,20)	Elgin	Wastewater System Improvements - Construction		\$ 995,222		\$ 30,000	\$ 1,025,222				1,711	56										
P21013 (20,21)	North Powder	Wastewater System Improvements - Construction		\$ 95,615			\$ 95,615															
H21008	Newberg	Housing Rehabilitation Program		\$ 400,000	\$ 75,000	\$ 25,000	\$ 500,000		LMI	40		40										
H20013	Nyssa	Housing Rehabilitation Program		\$ 300,000	\$ 75,000	\$ 25,000	\$ 400,000		LMI	25												
P22001	Reedsport	Wastewater System Improvements – Construction		\$ 91,499			\$ 91,499		LMI													
P22005 (20,22)	Sumpter	Water Storage Tank - Construction		\$ 570,230			\$ 570,230															
H20012	The Dalles	Housing Rehabilitation Program		\$ 405,000	\$ 80,000	\$ 15,000	\$ 500,000	\$ 5,001	LMI	31												
P20010	Tillamook	Water System Improvements - Design		\$ 49,863		\$ -	\$ 49,863	\$ 2,500	LMI		4935	2595										
P21016	Union	Water System Improvements - Construction		\$ 2,219,668		\$ 34,650	\$ 2,254,318															
P21005	Vernonia	Wastewater system Improvements - Design		\$ 295,000		\$ 25,000	\$ 320,000	\$ 25,000	LMI		1849	952										
P18010(18, 20)	Willamina (Increase to P18010)	Water Intake Design	AC	\$ 251,333			\$ 251,333	\$ 109,533	LMI	Accomplishments reported in 2018												
				\$ 12,311,480	\$ 520,000	\$ 283,677	\$ 13,115,157			203	11397	5485	0	0	0	0	0	0	0	0	0	0

Total to Obligate \$ (0)

Avail for project 13,115,157

U.S. Department of Housing and Urban Development
Office of Community Planning and Development
Integrated Disbursement and Information System
State of Oregon
Performance and Evaluation Report
For Grant Year 2020
As of 01/17/2023
Grant Number B20DC410001

DATE: 01-17-23
TIME: 12:50
PAGE: 1

Part I: Financial Status

A. Sources of State CDBG Funds

1)	State Allocation	\$13,623,873.00
2)	Program Income	
3)	Program income receipted in IDIS	\$0.00
3 a)	Program income receipted from Section 108 Projects (for SI type)	\$0.00
4)	Adjustment to compute total program income	\$0.00
5)	Total program income (sum of lines 3 and 4)	\$0.00
6)	Section 108 Loan Funds	\$0.00
7)	Total State CDBG Resources (sum of lines 1,5 and 6)	\$13,623,873.00

B. State CDBG Resources by Use

8)	State Allocation	
9)	Obligated to recipients	\$13,437,634.00
10)	Adjustment to compute total obligated to recipients	\$0.00
11)	Total obligated to recipients (sum of lines 9 and 10)	\$13,437,634.00
12)	Set aside for State Administration	\$372,477.00
13)	Adjustment to compute total set aside for State Administration	\$0.00
14)	Total set aside for State Administration (sum of lines 12 and 13)	\$372,477.00
15)	Set aside for Technical Assistance	
16)	Adjustment to compute total set aside for Technical Assistance	\$136,238.00
17)	Total set aside for Technical Assistance (sum of lines 15 and 16)	
18)	State funds set aside for State Administration match	\$0.00

2020	State of Oregon Notes	
Obligated:	13,115,157	(PR-57)
State Admin:	372,477	
TA 1% :	136,238	
TOTAL	13,623,871.8	(match the state allocation)

U.S. Department of Housing and Urban Development
Office of Community Planning and Development
Integrated Disbursement and Information System
State of Oregon
Performance and Evaluation Report
For Grant Year 2020
As of 01/17/2023
Grant Number B20DC410001

DATE: 01-17-23
TIME: 12:50
PAGE: 2

19)	Program Income	
20)	Returned to the state and redistributed	
20 a)	Section 108 program income expended for the Section 108 repayment	
21)	Adjustment to compute total redistributed	\$0.00
22)	Total redistributed (sum of lines 20 and 21)	\$0.00
23)	Returned to the state and not yet redistributed	\$0.00
23 a)	Section 108 program income not yet disbursed	\$0.00
24)	Adjustment to compute total not yet redistributed	\$0.00
25)	Total not yet redistributed (sum of lines 23 and 24)	\$0.00
26)	Retained by recipients	\$0.00
27)	Adjustment to compute total retained	\$0.00
28)	Total retained (sum of lines 26 and 27)	\$0.00

C. Expenditures of State CDBG Resources

29)	Drawn for State Administration	\$154,457.00
30)	Adjustment to amount drawn for State Administration	\$0.00
31)	Total drawn for State Administration	\$154,457.00
32)	Drawn for Technical Assistance	\$0.00
33)	Adjustment to amount drawn for Technical Assistance	\$0.00
34)	Total drawn for Technical Assistance	\$0.00
		-\$136,238.00
35)	Drawn for Section 108 Repayments	\$0.00
36)	Adjustment to amount drawn for Section 108 Repayments	\$0.00
37)	Total drawn for Section 108 Repayments	\$0.00
38)	Drawn for all other activities	\$1,589,883.00
39)	Adjustment to amount drawn for all other activities	\$0.00
40)	Total drawn for all other activities	\$1,589,883.00

U.S. Department of Housing and Urban Development
Office of Community Planning and Development
Integrated Disbursement and Information System
State of Oregon
Performance and Evaluation Report
For Grant Year 2020
As of 01/17/2023
Grant Number B20DC410001

DATE: 01-17-23
TIME: 12:50
PAGE: 3

D. Compliance with Public Service (PS) Cap

41)	Disbursed in IDIS for PS	\$0.00
42)	Adjustment to compute total disbursed for PS	\$0.00
43)	Total disbursed for PS (sum of lines 41 and 42)	\$0.00
44)	Amount subject to PS cap	
45)	State Allocation (line 1)	\$13,623,873.00
46)	Program Income Received (line 5)	\$0.00
47)	Adjustment to compute total subject to PS cap	\$0.00
48)	Total subject to PS cap (sum of lines 45-47)	\$13,623,873.00
49)	Percent of funds disbursed to date for PS (line 43 / line 48)	0.00%

E. Compliance with Planning and Administration (P/A) Cap

50)	Disbursed in IDIS for P/A from all fund types - Combined	\$258,698.00
51)	Adjustment to compute total disbursed for P/A	\$0.00
52)	Total disbursed for P/A (sum of lines 50 and 51)	\$258,698.00
53)	Amount subject to Combined Expenditure P/A cap	
54)	State Allocation (line 1)	\$13,623,873.00
55)	Program Income Received (line 5)	\$0.00
56)	Adjustment to compute total subject to P/A cap	\$0.00
57)	Total subject to P/A cap (sum of lines 54-56)	\$13,623,873.00
58)	Percent of funds disbursed to date for P/A (line 52 / line 57) Combined Cap	1.90%
59)	Disbursed in IDIS for P/A from Annual Grant Only	\$258,698.00
60)	Amount subject the Annual Grant P/A cap	
61)	State Allocation	\$13,623,873.00
62)	Percent of funds disbursed to date for P/A (line 59 / line 61) Annual Grant Cap	1.90%

U.S. Department of Housing and Urban Development
Office of Community Planning and Development
Integrated Disbursement and Information System
State of Oregon
Performance and Evaluation Report
For Grant Year 2020
As of 01/17/2023
Grant Number B20DC410001

DATE: 01-17-23
TIME: 12:49
PAGE: 4

Part II: Compliance with Overall Low and Moderate Income Benefit

63) Period specified for benefit: grant years 2018 – 2020

64) Final PER for compliance with the overall benefit test: [No]

	Grant Year	2018	2019	2020	Total
65) Benefit LMI persons and households (1)		11,481,977.17	10,099,027.00	2,250,032.00	23,831,036.17
66) Benefit LMI, 108 activities		0.00	0.00	0.00	0.00
67) Benefit LMI, other adjustments		1,052,334.83	3,008,549.00	11,345,838.00	15,406,721.83
68) Total, Benefit LMI (sum of lines 65-67)		12,534,312.00	13,107,576.00	13,595,870.00	39,237,758.00
69) Prevent/Eliminate Slum/Blight		0.00	0.00	0.00	0.00
70) Prevent Slum/Blight, 108 activities		0.00	0.00	0.00	0.00
71) Total, Prevent Slum/Blight (sum of lines 69 and 70)		0.00	0.00	0.00	0.00
72) Meet Urgent Community Development Needs		410,000.00	0.00	0.00	410,000.00
73) Meet Urgent Needs, 108 activities		0.00	0.00	0.00	0.00
74) Total, Meet Urgent Needs (sum of lines 72 and 73)		410,000.00	0.00	0.00	410,000.00
75) Acquisition, New Construction, Rehab/Special Areas noncountable		0.00	0.00	0.00	0.00
76) Total disbursements subject to overall LMI benefit (sum of lines 68, 71, 74, and 75)		12,944,312.00	13,107,576.00	13,595,870.00	39,647,758.00
77) Low and moderate income benefit (line 68 / line 76)		0.97	1.00	1.00	0.99
78) Other Disbursements		1.00	1.00	1.00	3.00
79) State Administration		363,247.00	365,543.00	224,457.00	953,247.00
80) Technical Assistance		131,623.00	84,261.00	0.00	215,884.00
81) Local Administration		272,526.00	247,466.00	104,241.00	652,365.00
82) Section 108 repayments		0.00	0.00	0.00	0.00



U.S. Department of Housing and Urban Development
Office of Community Planning and Development
Integrated Disbursement and Information System
PR57 - CDBG State Timely Award of Funds

DATE: 02-22-23
TIME: 11:35
PAGE: 1

State Name: Oregon Grant Number: B20DC410001 Report Date: 02-22-23
Award Date: 08-31-20 Timeliness Date: 11-30-21
Grant Amount: \$13,623,873.00 Distribution Standard: \$13,115,156.81 Total Funded: \$13,115,157.00

IDIS Activity ID	UGLG Name	Matrix Code	Activity to prevent, prepare for, and respond to Coronavirus	Funded Amount
17728	GRANT COUNTY	14A	No	\$300,000.00
17729	GRANT COUNTY	14A	No	\$75,000.00
17681	JOSEPHINE COUNTY	14A	No	\$315,000.00
17682	JOSEPHINE COUNTY	14H	No	\$65,000.00
17721	KLAMATH COUNTY	03J	Yes	\$0.00
17684	THE DALLES	14A	No	\$405,000.00
17685	THE DALLES	14H	No	\$80,000.00
17717	CASCADE LOCKS	03J	No	\$2,490,000.00
17719	CLATSKANIE	03J	No	\$685,000.00
17611	COOS BAY	14A	No	\$0.00
17612	COOS BAY	14H	No	\$0.00
17690	DALLAS	14A	No	\$252,647.00
17691	DALLAS	14H	No	\$75,000.00
17519	DAYVILLE	03E	No	\$18,903.00
17791	ELGIN	03J	No	\$995,222.00
17425	FALLS CITY	03J	No	\$0.00
17696	GOLD BEACH	14A	No	\$0.00
17697	GOLD BEACH	14H	No	\$0.00
17516	JOHN DAY	03J	No	\$2,264,500.00
17693	LEBANON	14A	No	\$0.00
17694	LEBANON	14H	No	\$0.00
17726	MADRAS	03C	Yes	\$0.00
17731	NEWBERG	14A	No	\$400,000.00
17732	NEWBERG	14A	No	\$75,000.00
17785	NORTH POWDER	03J	No	\$95,615.00
17687	NYSSA	14A	No	\$300,000.00
17688	NYSSA	14H	No	\$75,000.00
17837	REEDSPORT	03J	No	\$91,499.00
17871	SUMPTER	03J	No	\$570,230.00
17680	TILLAMOOK	03J	No	\$24,863.00
17781	UNION	03J	No	\$2,219,668.00
17723	VERNONIA	03J	No	\$295,000.00
17512	WILLAMINA	03J	No	\$251,333.00
17601	City of Umatilla	03J	No	\$0.00
17678	City of Umatilla	03J	No	\$0.00
17734	City of Florence	14A	No	\$312,000.00
17735	City of Florence	14A	No	\$75,000.00
17520		21A	No	\$1,027.00
17613		21A	No	\$0.00



U.S. Department of Housing and Urban Development
Office of Community Planning and Development
Integrated Disbursement and Information System
PR57 - CDBG State Timely Award of Funds

DATE: 02-22-23
TIME: 11:35
PAGE: 2

17679	21A	No	\$0.00
17683	21A	No	\$20,000.00
17686	21A	No	\$15,000.00
17689	21A	No	\$25,000.00
17692	21A	No	\$25,000.00
17695	21A	No	\$0.00
17698	21A	No	\$0.00
17718	21A	No	\$10,000.00
17720	21A	No	\$35,000.00
17722	21A	Yes	\$0.00
17724	21A	No	\$25,000.00
17727	21A	Yes	\$0.00
17730	21A	No	\$25,000.00
17733	21A	No	\$25,000.00
17736	21A	No	\$13,000.00
17782	21A	No	\$34,650.00
17792	21A	No	\$30,000.00
17863	21A	No	\$25,000.00

Total Funded Amount: \$13,115,157.00

2020 - Status Reconciled (PR-57)		
Distribution Standard	\$ 13,115,156.81	(PR-57)
State CDBG Reconciliation		
Obligated:	\$ 13,115,157.00	
unobligated	\$ -	
Total State	\$ 13,115,157.00	Reconciled



State of Oregon
B-21-DC-41-0001
PART I—NARRATIVE REQUIREMENTS
December 31, 2022

State	OREGON
Reporting Period FY	2022
Grant Number	B-21-DC-41-0001
Data as of:	December 31, 2022
1. Financial Status	
A: Total Funds	
(1) Allocation	\$12,303,168
(2) Program Income	\$ 0
B: Amount Obligated to Recipients	\$11,834,073 (IDIS 1-17-23)
C: Amount Drawn Down	\$0
D: Amount for State Administration	\$ 346,002
E: Technical Assistance	\$ 123,001
F: Section 108 Loan Guarantees	N/A

2. National Objectives	
A: Period Specified for Benefit (Fiscal Year to Fiscal Year)	2021-2023
B: Amount used to:	
(1) Benefit Low/Moderate Income Persons	\$11,579,073
(2) Prevent/Eliminate Slums/Blight	\$0
(3) Meet Urgent Needs	\$0
(4) Acquisition/Rehab Non-countable	\$0
(5) Local Administration	\$255,000
(6) Unobligated FY2019 Funds (Not included in total)	\$ 3,986,406
(7) Unobligated Recaptured Grant Repayments (Not included in total)	\$0
Total	\$11,834,073 (see note)

NOTE:**PR28 Report total obligated to recipients –**

2021 <i>State of Oregon Notes</i>		
<i>Available for project</i>	<i>11,834,073</i>	<i>(PR-57)</i>
<i>State Admin:</i>	<i>346,063</i>	
<i>TA 1% :</i>	<i>123,032</i>	
<i>TOTAL</i>	<i>12,303,168.00</i>	<i>(match the state allocation)</i>

PR57 Report total obligated to recipients – Discrepancies found in the report:

TOTAL PY2021 Allocation	\$	12,303,168.00
Admin	\$	346,002.00
TA 1%	\$	123,001.00
Available for projects	\$	11,834,165.00

Above discrepancies is now corrected and shown in PR28

B-21-DC-41-0001
PART II—NARRATIVE REQUIREMENTS
December 31, 2022

Describe the Resources Made Available

In 2021 IFA had \$21,791,553 in available CDBG resources to award to units of general local government (UGLG). Table I below illustrates the information more clearly but a quick summary is provided below:

- 1) FY2021 annual grant (amount available for projects) \$ 11,834,165
- 2) FY2020 and prior year unobligated funds \$ 11,409,206 (in the process of preparing this report some projects closed out with unused award therefore it came back to the FY2020),

Describe the Investment of Available Resources

The available resources were not fully invested within PY2021. Table I illustrates that the 2021 funds obligated by December 31, 2021.

Variance between Targeted and Awarded Funding in 2021

The 2021 Method of Distribution (MOD) identifies that OBDD intended to award funds according to the target percentages, but OBDD is not obligated to award all the funds targeted to each category, i.e., if enough projects are not awarded in a particular category, applications in other categories may be funded. Each calendar quarter OBDD-IFA will conduct a quarterly target review and determine if funds need to be moved from one category to another to address program needs.

At each calendar quarter the need for the program, based upon the complete applications received, was reviewed against the targeted percentages. OBDD-IFA varied from the funding targets, in accordance with the 2021 MOD, and for the following reasons:

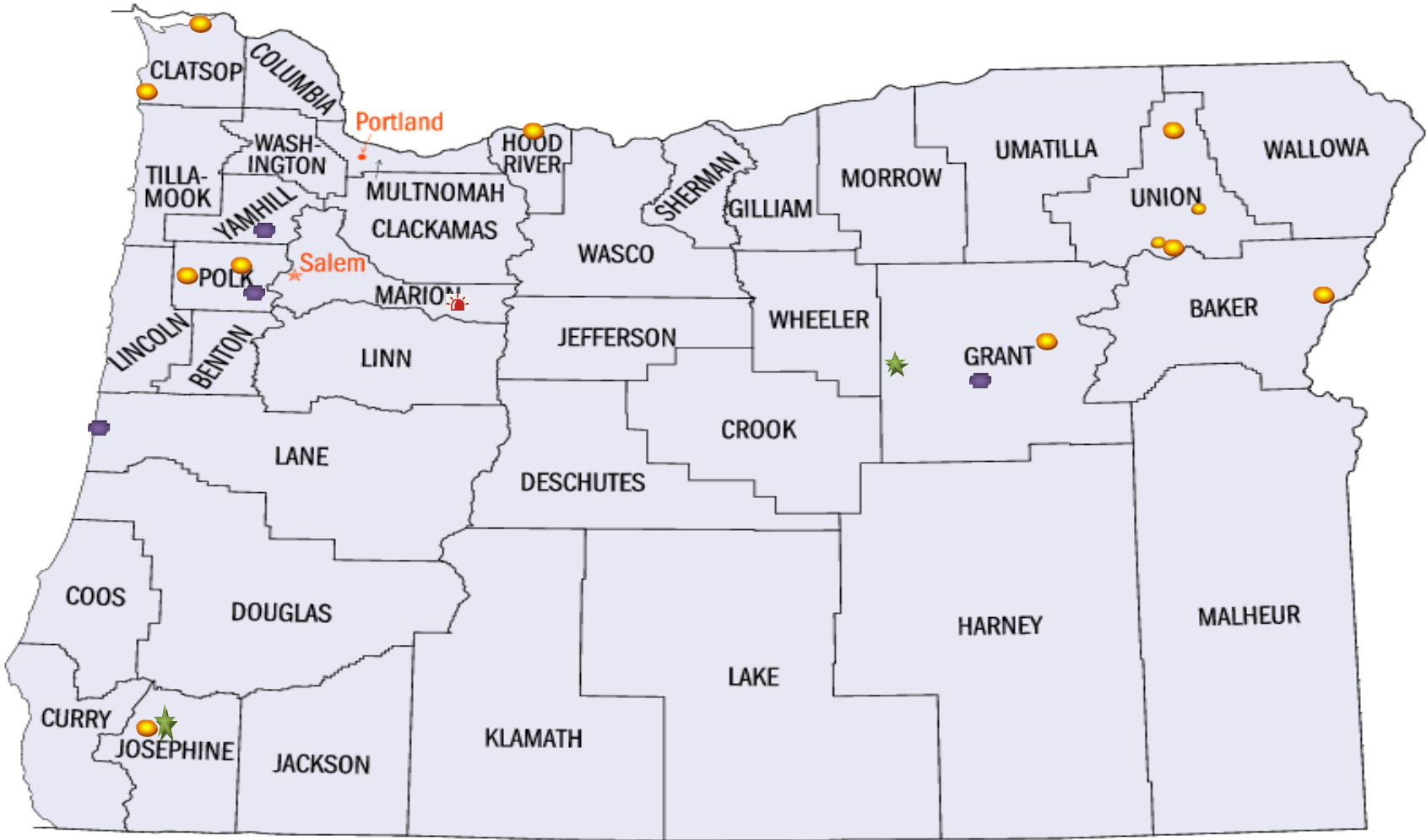
The state of Oregon has no control over the type and quantity of applications submitted for funding under the program. As of December 31, 2021, the State received nineteen applications totaling of \$27,949,395

As of December 31, 2021, \$7,847,759 of the 2021 Program Year funds were obligated and left \$ 3,986,406.00 to be included in the 2022 application round which will open in February to April 2022. In total the projected obligation for the FY 2021 funds were obligated in accordance with the *2021 Method of Distribution*. We are confident that the remaining \$3,986,406 will be able to obligate it within the 15-month Timely Distribution period.

Table I

	2021 Annual Allocation and Targets		OBLIGATED	2021 Allocation awarded to project	2021 program income	2021 Recaptured Grant Repayment	2020 unobligated /prior years unobligated recaptured funds	TOTAL OBLIGATED after 4th quarter application round (11/30/2020) AND ASSOCIATED PERCENTAGE		
Category	Amount	%		Amount	Amount	Amount	Amount	Amount	%	
Microenterprise Assistance	\$ 464,867	2%	Obligated no later than 12/1/2021	\$ -	\$ -	\$ -	\$ -	\$ -	0.00%	
Public Works	12,318,987	53%	Obligated no later than 12/1/2021	\$ 5,947,759			\$ 10,109,206	\$ 16,056,965	83.38%	
			Award Amendment							
Public/Community Facilities	\$ 4,648,674	20%	Obligated no later than 12/1/2021	\$ 1,500,000				\$ 1,500,000	7.79%	
Housing Rehabilitation	\$ 5,810,843	25%	Obligated no later than 12/1/2021	\$ 400,000			\$ 1,300,000	\$ 1,700,000	8.83%	
Urgent Need			Obligated no later than 12/1/2021					\$ -	0.00%	
Total	\$ 23,243,371	100%			\$ 7,847,759	\$ -	\$ -	\$ 11,409,206	\$ 19,256,965	100%
Total Available to Obligate in 2021 (total annual allocation +PI+RGR+Prior year unobligated)		\$ 23,243,371.00		Note: 2021 allocation for project \$11,834,165 + prior year unobligated \$11,409,206 (PY2020 \$10,865,292 and previous year return \$543,914)						
Total Obligated for PY2021		\$ 19,256,965.00								
Unobligated		\$ 3,986,406.00								

Geographic Distribution and Location of Investments



Microenterprise Housing Rehabilitation Public Works Water/Wastewater Community Facilities Urgent Need

Refer to the above map for the 2021 CDBG program obligations. The state of Oregon has no control over the type and quantity of applications submitted for funding under the program or their geographic location. The state did not receive direct microenterprise assistance applications but due to the government shut down due to COVID-19 the state awarded Small Business awards through the microenterprise program. Awards were made as follows:

- **Public Works** – City of Clatskanie, Cascade Locks, Falls City, John Day, Vernonia, Willamina, Cave Junction, Elgin, North Powder, Richland, Union
- **Public/Community Facilities** – City of Cave Junction
- **Housing Rehabilitation** – Grant County, Newberg, Florence, Monmouth

The Families and Persons Assisted (including the racial and ethnic status of persons assisted)

2021 Award												
	Project #	Award Amount	Leverage	Beneficiary info								
Public Works				People	LMI	White – not Hispanic	Hispanic	Black, not Hispanic	American Indian/ Alaskan native	Asian	Native Hawaiian & Pacific Islander	Two or more Races
Cascade Locks Wastewater system Improvements - Construction	P21002	\$ 2,500,000	\$ 3,081,650	1,129	789	880	156	9	25	51		8
Clatskanie - Wastewater system Improvements -Design	P21003	\$ 720,000	\$ 6,000	1,773	979	1,389	144	38	50	22	18	112
Falls City Increase	P17004	\$ 143,000		437	241	347	82	7	1			
John Day - Increase	P18011	\$ 2,264,500	\$ 2,637,775	2,244	1,285	1,982	97		49	41	7	68
Vernonia	P21005	\$ 320,000	\$ 25,000	1,849	952	1,763	60		5			21
Willamina - Increase	P18010	\$ 338,012	\$ 109,533	2,450	1,348	2,266		2	78	8	2	94
Cave Junction - Well Restoration	P21011	\$ 1,887,974	\$ 19,054	2,827	1,477	2,711		28	9	68	11	
Elgin - Sewer System Improvements	P21012	\$ 1,523,761	\$ 2,640,125	1,448	858	1,364	46	14	10			14
North Powder - Sewer System Improvements	P21013	\$ 1,991,500	\$ 1,500	558	396	417	122		10			9
Richland - Water System Improvements	P21014	\$ 2,113,900	\$ 977,706	286	196	257	10	4		5		10
Union - Water System Improvements	P21016	\$ 2,254,318	\$ 22,682	2,170	1,112	2,003	22	48	57	40		
Total Award		\$ 16,056,965	\$ 5,750,425	12,709	9,633	6,361	539	98	237	114	25	303
Public/Community Facilities				People	LMI	White – not Hispanic	Hispanic	Black, not Hispanic	American Indian/ Alaskan native	Asian	Native Hawaiian & Pacific Islander	Two or more Races
City of Cave Junction - Library	C21017	\$1,500,000	\$900,000	10,153	6,992	8,514	847	66	187	121	33	385
Total Award		\$1,500,000	\$900,000	10,153	6,992	8,514	847	66	187	121	33	385
HOUSING REHABILITATION				People	LMI	White – not Hispanic	Hispanic	Black, not Hispanic	American Indian/ Alaskan native	Asian	Native Hawaiian & Pacific Islander	Two or more Races
Grant Housing Rehabilitation Program	H21007	\$400,000		20	20	19			1			
Newberg Housing Rehabilitation Program	H21008	\$500,000		40	40	27	8	1	2		1	1
Florence Housing Rehabilitation Program	H20012	\$400,000		12	12	10			2			
Monmouth Housing Rehabilitation Program	H21018	\$400,000		23	23	8	5	1	4	1		4
Total Award		\$1,700,000	\$0	95	95	64	13	2	9	1	1	5
Urgent Need / Increase within 20%				People	LMI	White – not Hispanic	Hispanic	Black, not Hispanic	American Indian/ Alaskan native	Asian	Native Hawaiian & Pacific Islander	Two or more Races
Marion County -Wildfire Assistance	D21001	\$ 410,000.00										
Dayville	C18014	\$50,000										
North Powder	P19003	\$41,890										
Total Award		\$ 501,890.00	\$0	-	-	-	-	-	-	-	-	-
TOTAL AWARD		\$19,758,855	\$6,650,425	22,957	16,720	14,939	1,399	166	433	236	59	693

Activities to Address Homelessness, Chronic Homelessness and Persons with Special Needs

Funding homeless shelters, shelters for victims of domestic violence and person with special needs are one of the priorities of the Oregon CDBG program. There were no CDBG projects awarded in PY2021 or assisted with PY 2021 funds for person with special needs under Community Facilities.

Actions Taken To Affirmatively Further Fair Housing, a Summary of Impediments (AI) and Actions Taken To Overcome the Effects of Impediments

Three state agencies administer programs that serve to further fair housing for Oregon's people. As result the Analysis of Impediments to Affirmatively Furthering Fair Housing was a joint effort between the state agencies and the actions taken to overcome the impediments were also divided amongst the state agencies. For a complete description of the impediments found in the 2021 - 2025 Analysis of Impediments to Affirmatively Furthering Fair Housing, the 2021 - 2025 Fair Housing Action Plan and a summary of all the state agency actions to overcome the identified impediments, please refer to the more detailed analysis included in the 2021 Consolidated Annual Performance Evaluation Report (CAPER). This CDBG Performance Evaluation Report (PER) narrative summarizes the actions taken by Business Oregon to address/overcome specific impediments.

Business Oregon, which administers Community Development Block Grant funds for the state's non-metropolitan cities and counties, integrating within program implementation and through the contract with Fair Housing Councils of Oregon, educates its recipients about their fair housing responsibilities in several ways including:

- 1) Presentations at workshops,
- 2) Updates to the comprehensive Grant Management Handbook,
- 3) Disbursements of informational handouts, posters, brochures, and individual technical assistance, as needed or requested,
- 4) Disbursements of workshops or conferences which address fair housing issues and
- 5) Proceeding with the 2021-2025 statewide Affirmatively Furthering Fair Housing and Fair Housing Action Plan which are made available to recipients to identify, plan for, and remove impediments to further fair housing,
- 6) Provide direct training and consultation to local jurisdiction.

The efforts of BUSINESS OREGON, identified below are addressing the following impediments identified in the 2021-2025 Analysis of Impediments to Furthering Fair Housing:

- 1-5 – Local zoning and land use regulations and/or inexact application of state laws may impede the siting and approval of group homes.
- 2-1 – Lack of enforcement of fair housing violations persist statewide.

- 2-2 – Limited housing options for persons most vulnerable to housing discrimination: non-English speakers, persons of Hispanic descent, African Americans, large families and persons with disabilities.
- 3-1 – Local housing resources statewide are limited. This is particularly true in rural communities.
- 6-1 – The state's ban on inclusionary zoning limits municipalities' ability to employ flexible tools and incentives to increase the number of affordable units built.

BUSINESS OREGON continues to fund fair housing activities through the Fair Housing Council of Oregon (FHCO)

Table III, below summarizes the impediments identified within 2021-2025 Analysis of Impediments to Affirmatively Furthering Fair Housing and Fair Housing Action Plan being addressed by BUSINESS OREGON and the actions taken by BUSINESS OREGON and through its contractor, FHCO to address the identified impediments:

During 2021 the following additional activities occurred:

- a. The state to conveys fair housing information via the CDBG 'list-serve'. This list-serve disseminates information to all interested persons and grant recipients.
- b. IFA provides outreach through technical assistance workshops/ presentations regarding Labor Standard, Limited English Proficiency Plan and Section 3 Plan along with the dissemination of the new established Section 3 new regulations.
- c. IFA requires the submission of reasonable accommodation policies when a non-profit becomes a certified sub-grantee.
- d. IFA enhanced the effort in furthering fair housing by providing assistance through FHCO training and education effort directly to the local jurisdictions.

Table III
Efforts to Remove Barriers/Impediments to Fair Housing

TASKS	DELIVERABLES	PROGRESS
1. Administration: Assign key personnel to project and review timeline with OBDD staff, provide oversight and project management. Quarterly and annual reporting to OBDD project manager.	<ul style="list-style-type: none"> List of key personnel, contact information and roles. Project timeline and narrative plan for contract period. Copies of all final products developed under contract. Prepare and submit invoices Quarterly reports of grant activities. (Rebecca Wetherby, Allan Lazo) 	Allan Lazo, Executive Director Shyle Ruder, Education and Outreach Director Kirsten Blume, Enforcement Director Diane Hess, Education and Outreach Specialist Glenda Moyer, Eastern Oregon Education and Outreach Specialist Louise Dix, AFFH Specialist Rebecca Wetherby, Grants Manager Samuel Goldberg, Program Specialist Isidro Reyes, Intake Specialist Hali Ramirez, Intake Specialist
2. Conduct at least 4 mass media and other strategic outreach activities. These activities may include PSAs, radio interviews, television appearances, and outreach events in local communities. Includes posting a combination of 150 Twitter feeds, Facebook posts and blog posts each year. Spanish-language outlets also will be targeted for these activities.	<p>4 events, reaching at least 4 non-entitlement communities. The location, date of the event, along with the call number of the radio or television station, and identification of the area covered by the station will be reported.</p> <p>(Diane Hess, Louise Dix, Isidro Reyes, Rebecca Wetherby, Shyle Ruder, Glenda Moyer)</p>	<p>Period 3 .</p> <p>4 events/mass media activities reported previously</p> <p>Social Media/Blog/Articles</p>

	<p>The number of posts and news articles posted.</p> <p>(Rebecca Wetherby)</p>	64 Facebook/Twitter/Blog posts
3. Show newly updated "Anywhere But Here" display in at least 4 non-entitlement communities	<p>4 display events in non-entitlement communities. The location and date of the display event will be reported.</p> <p>(Sam Goldberg)</p>	Period 3 Coordinated display showing at Coos History Museum
4. Produce and distribute 4,000 information materials about fair housing to housing consumers, providers, government agency staff, and the general public	The number of information materials and packets distributed.	Period 3. 4272 pieces distributed to non-entitlement communities
5. Conduct a 2021 fair housing poster contest for Oregon children in first through eighth grades, throughout Oregon.	Date and location of poster contest, the number of entrees judged and identification of the winner and provision of a copy of the winning poster.	<p>Period 3.</p> <p>2021 Theme will be "It's Fun Having All Kinds of Neighbors"</p> <ul style="list-style-type: none"> - Contest updated on website, social media posts created, two email blasts to over 4,000 subscribers - additional email blast to every children's librarian Statewide coordinated through Greta Bergquist at the Oregon State Library on January 15th - Poster contest brochure downloaded 113 times - Winner will be announced March 19th

6. Distribute 10,000 fair housing newsletters	The number of FHCO Newsletters distributed.	Period 3 12/16 Newsletter to 4,009 subscribers https://mailchi.mp/fhco/promise-of-opportunity-winter-4640754
7. Continue to update FHCO website to expand the knowledge, awareness and support of fair housing laws, enforcement avenues, and protections for citizens of the State including the addition of a new map with jurisdictional data.	The number of hits to the FHCO web site.	Period 3 Online form implemented in the previous contract facilitated connecting jurisdictions with resources efficiently, including contacts from Umatilla, Medford, Astoria, Grants Pass, and Florence http://fhco.org/index.php/information-for-jurisdictions/cdbg-fund-recipient . 409,050 hits
8. Conduct 2- 3 fair housing tours to non-entitlement areas. Each tour will consist of a series of workshops targeting target housing consumers, housing providers, social service providers and advocates, elected officials, land use staff of local non-entitlement jurisdictions, community based organizations and others. Conduct 2 tours to develop partnerships with local community-based resources in the area of state with identified fair housing needs; local partner	The location and date of the fair housing tour, along with the number of participants will be reported. (Diane Hess, Shyle Ruder, Louise Dix, Glenda Moyer)	Period 3 <ul style="list-style-type: none"> • UCAN facilitated trainings and attended meeting in Southern Oregon, including fair housing education at Rent Well trainings, and presenting at community meetings. Outreach efforts by our Southern Oregon Education and Outreach Specialist continued to focus on communities directly affected by COVID, wildfires, and other displacing events. • Coastal outreach continued resulting in follow-up communications with Clatsop County Rental Owners and conversations about future

<p>would provide a series of workshops targeting housing consumers, social service providers and advocates, housing providers, elected officials, land use staff of local non-entitlement jurisdictions, community based organizations and others; local resources also would provide continual presence and access to fair housing resources, such as outreach, materials, and technical assistance.</p>	<p>The location and date of the fair housing tours to develop partnerships and the number of participants will be reported.</p> <p>(Diane Hess, Shyle Ruder, Louise Dix, Glenda Moyer)</p>	<p>coordinating, in addition to the display with Coos County History Museum</p> <ul style="list-style-type: none"> • Eastern Oregon coordinator provided outreach, material drop-off to jurisdictions and advocates, and follow-up technical assistance to previous attendee trainees
<p>9. Conduct trainings for 10 partners and key organizations including re-entry professionals, nonprofit shelters and housing providers, state agencies and community-based organizations. Wherever possible, trainings will include FHCO's virtual tours, tailored to the local community, and a listening session to identify local fair housing issues and progress on the Fair Housing Action plan. We will continue to research and update our virtual tours with new data and interviews.</p> <p>At least one training will be recorded and made available online for a one-year period to residents, advocates, or jurisdictional partners from non-entitlement jurisdictions.</p>	<p>Identification of the 10 partners and key organizations that were trained, including their name, organization and the location and date of training.</p>	<p>Period 3 Previously reported 10 trainings</p>

<p>10. Screen at least 200 clients from Oregon’s non-entitlement jurisdictions with intakes (calls/walk-ins/emails) and evaluate for fair housing issues and jurisdiction.</p> <p>It is anticipated that 21 calls will result in fair housing allegations, requiring further investigation, follow-up action, or formal complaint processing.</p>	<p>The number of clients screened from the non-entitlement areas of the state.</p> <p>The number of calls that resulted in fair housing allegations requiring further investigation, follow-up action or formal complaint processing.</p> <p>(Isidro Reyes, Hali Ramirez, Rashonda Jones)</p>	<p>Period 3 44 inquiries resulted in 5 further investigations of allegations</p>
<p>11. Conduct on-going education and outreach communications and provide technical assistance to non-entitlement area jurisdictions related to AFFH.</p> <p>Communications and resources will include email broadcast messages, information on FHCO website and social media channels, and through land use trade association networks. Information will include at least: best practices, model codes and plans, recent legal decisions, and tools available for aiding in creating inclusive communities.</p>	<p>Log of communications which includes a summary of information provided and copies of materials or links to information/materials posted/provided and training provided to non-entitlement areas of the state.</p> <p>(Louise Dix)</p>	<p>Period 3</p> <p>1/29 Met with Daisey Goebel of the Grant County Planning Commission to discuss Fair Housing Law and AFFH</p> <p>Additional communication activities included in the PAPA tracking report, submitted as Task 11</p>

<p>Technical assistance will include efforts related to land use planning, development code review, community development and other activities.</p> <p>Develop best practices for affirmatively furthering fair housing in land use plans, development codes, and other policies and procedures based on review of PAPAs project outcomes.</p> <p>Conduct outreach to determine non-entitlement jurisdictions interested in receiving additional technical assistance, based on review of PAPAs project outcomes and coordination with DLCD.</p> <p>Work with small jurisdictions to provide technical assistance on implementation of best practices for creating inclusive communities through local jurisdiction land use plans, development codes, and other policies and procedures based on review of PAPAs project outcomes.</p>		
<p>12. Partner with planning and land use professional to review Post Acknowledgement Plan Amendments (PAPAs) submitted to DLCD by jurisdictions to identify zoning and land use</p>	<p>List of partners, number of PAPAs reviewed, summary of issues identified and technical assistance offered, summary of outcomes by jurisdiction.</p> <p>(Louise Dix)</p>	<p>Period 3 191 PAPAS reviewed. PAPA report is included as Task 12</p>

<p>proposals with a potentially discriminatory impact.</p> <p>Contact jurisdictions with PAPAs in question and explain the concerns and offer technical assistance.</p> <p>Partner with planning and land use professional to review Post Acknowledgement Plan Amendments (PAPAs) submitted to DLCD related directly to emerging statewide land use legislation.</p> <p>Work with non-entitlement jurisdictions to provide technical assistance on implementation of emerging statewide land-use legislation. Technical assistance proved to include best practices for creating inclusive communities through local jurisdiction land-use plans, development codes, and other policies and procedures based on review of PAPAs.</p>	<p>List of participants, dates of meetings, agenda form meetings, and summary of issues discussed, and actions recommended.</p>	
<p>13. Facilitate at quarterly meetings of FHCO's AFFH advisory panel of representatives of OBDD and OHCS staff, DLCD staff, land use experts, planning experts, and other stakeholders identified</p>		<p>Period 3 12/22 Meeting held on Zoom – attendees, agenda, and minutes attached as Task 13</p>

14. Participate in 4 Technical Advisory Committee meetings as part of development of updated statewide Analysis of Impediments.	Convene community feedback sessions in two statewide locations to provide input on draft of updated statewide AI	<p>Period 3 Met with State contractor, Root Policy, to provide information for Analysis of Impediments</p> <ul style="list-style-type: none">• 1/7/21 Statewide meeting with Community Advisory Groups, 17 attendees, notes included as Task 14• 12/18 Meeting with Enforcement Team• 12/27 Meeting with Education and Outreach Team
---	--	--

Fair Housing Actions BUSINESS OREGON plans to undertake in 2021 and 2022

Support of Local Fair Housing Efforts

Business Oregon continues to work closely with all of our CDBG recipients to ensure that each of their jurisdictions recognize their responsibilities in this area and know where the resources are to answer questions and provide necessary brochures, posters and presentations. Regional coordinators remain in contact with each recipient through the course of the CDBG-funded project and can assist them when necessary.

Local fair housing efforts of state recipients include but are not limited to publicizing fair housing laws, participating in local fair housing events, displaying posters, distributing brochures and being a participating sponsor of the Fair Housing Council of Oregon (FHCO) display and training sessions. As we have worked with FHCO, we have come to understand that many of Oregon's small communities are struggling and it is common to find that municipal planners, attorneys, and building code/development personnel have been eliminated from the budget to reduce personnel expenses to ensure there are funds to cover the more basic needs of the community. These are the individuals who typically have the responsibility to understand fair housing laws and to be aware of local impediments to equal access to opportunity in housing. Often, affirmatively furthering fair housing is not even on their radar. Additionally, the citizen commissions/decision-making bodies and elected officials in small communities in Oregon are frequently swayed by neighborhood opinions without regard to the fair housing impacts. This is especially the case in land use decisions and zoning plans and practices. OBDD adjusted our contract with FHCO to enhance more direct work with local municipalities to enhance more education and awareness of Fair Housing in the rural areas.

Actions Taken to Remove Barriers to Affordable Housing

In addition to the activities described above, CDBG funds are used to extend publicly owned infrastructure to new affordable low- and moderate-income housing, which assists in addressing the obstacle of funding for owner occupied single family housing. CDBG funds also are used by low- and moderate-income homeowners to rehabilitate the homes they occupy.

CDBG funds were used to foster affordable housing by funding supportive public infrastructure for housing projects. CDBG funds, through the housing rehab program, support maintenance of affordable housing that is owned and occupied by a low- and moderate-income homeowner.

Workforce Housing – The State of Oregon, like many other states, is facing a workforce housing crisis. Many Oregonians have decent paying jobs – teachers, nurses, fire fighters, law enforcement, etc. but due to the high cost of housing, are housing burdened, paying well over the recommended 30% of their monthly income on housing or enduring long commutes to even find decent, safe and somewhat affordable housing. Due to this crisis, the Governor's Regional Solutions Team, along with several other state agencies, including

Oregon Housing and Community Services and Business Oregon, are collaborative working on solutions to the housing crisis of the “missing middle.” We are optimistic that while this won’t eliminate the issue this will begin to address the need and be something that can be replicated in other areas of the state. While the State Community Development Block Grant funds will not be directly utilized under this Initiative, Business Oregon has another funding source that is available for eligible applicants/projects to assist with the Workforce Housing issue.

Manufactured Housing – Oregon has more than 140,000 manufactured homes in parks and more than half of those (55%) were built before 1980 meaning many need repair. Many, if not most, of the manufactured homes are also owned or rented by low-to-moderate income persons. Since 2018, Business Oregon is providing a \$100,000 incentive for CDBG housing rehabilitation applications where the focus is on repairs to homes in manufactured parks. The maximum request for housing rehabilitation has been \$400,000 but considering the need, we have added the \$100,000 incentive for a maximum award of \$500,000. We anticipate at least an additional 20 manufactured homes in parks will be assisted with this incentive. In the past few years, the CDBG program made a programmatic change that would enable eligible applicants, in cooperation with a non-profit service provider, to allow substantial rehabilitation of homes especially for manufactured homes in parks. By implementing this change, we are optimistic that this will free up other funds that could be used to replace the outdated manufactured homes within a park and preserve the park for affordable housing. We will continue to work with Oregon Housing and Community Services and other stakeholders to develop the programmatic change to have the largest possible impact on continuing to preserve affordable housing of this type.

The Oregon Housing and Community Services Department (OHCS) is active in the promotion of fair housing. They operate many programs, including HOME. Owners of projects assisted by OHCS are required to develop marketing plans that include outreach activities targeted to minorities and other protected classes. The first component of the fair housing planning process is to review impediments to fair housing choice in the public and private sectors.

Other Actions Indicated in the Strategic Plan and the Action Plan and Including A Comparison of the Proposed Versus Actual Outcomes For Each Outcome Measure Submitted With the Consolidated Plan and Explain, If Applicable, Why Progress Was Not Made Toward Meeting Goals and Objectives.

2021 Outcome and Performance Goal Summary:

Table V summarizes the outcomes and performance measure requirements and the states progress towards meeting each requirement, by project type. This section of the 2021 PER conforms to the outcome and performance measure requirements identified in the 2021-2025 Consolidated Plan. Since the actual number funded is based upon the awards made during the program year, the final actual outcomes/accomplishments from each grant

awarded by the state will be collected when the grant activities are complete and the grant contract between the city/ county and the state is administratively closed and will be reported in IDIS at that time. In summary it is estimated 22,957 Oregonians will benefit from the activities funded under the CDBG program in PY2021 of which 16,720 (73%) will be low and moderate income. An abbreviated summary of the State's achievements through the end of PY 2021 are:

- The state met or exceeded the annual goals for Public Works; SL1 Community Facilities; EO3 Microenterprise Assistance; DH1 Community Facilities; SL3 Community Facilities and Community Capacity Technical Assistance and Housing Rehabilitation.
- 9 water and wastewater systems that are benefiting 19,966 people were funded.
- 173 housing units will be rehabilitated.
- The CDBG program leveraged \$6,650,425 in matching funds.
- Two capacity building activities were conducted, and they are benefiting non-entitlement communities statewide.

Five Year Outcome and Performance Goal Summary: Table V also, summarizes the outcomes and performance measure requirements and the State's overall progress towards meeting each requirement, during the 5-year reporting period, by project type. This section conforms to the outcome and performance measure requirements identified in the 2021-2025 Consolidated Plan. As this is the first year of the 2021-2025 Consolidated Plan, the information for 2021 is what will be reported for this year.

Refer to the Table V for details.

Table V

Program Year 2021 data and accrued data from January 1, 2021, to December 31, 2021

Note: See notes at the bottom of the table.

Program Year 2021 Data				OUTCOMES [See note #1 below]				
Outcome/ Objective	Funding Category	Performance Indicators [See note #2 below]	Actual Number Funded in 2021	Total Number Funded by 12- 31-2021	Short Term Annual Goal	Actual Number Funded in 2021 and % of Annual Goal Achieved	Long Term Goal by 12-31-2021	Actual Number Funded by 12-31- 21 and % of Five Year Goal Achieved
SL3	Public Works – Water/Wastewater	Number Systems Assisted	9	9	To benefit 7500 people/ year	600.7%	To benefit 37,500 people	74%
		Total Persons Assisted	50,421	50,421				
		Funds Leveraged	\$6,650,425	\$6,650,425				
SL1/SL3/DH1	Public/Community Facilities (fire stations, libraries, senior centers, food banks, family resource centers, community centers), (SL1) Public/Community Facilities (drug and alcohol treatment, head starts, mental health, health clinics, shelters/ workshops for persons with disabilities (SL3) Public/Community Facilities (domestic violence shelters, emergency/homeless shelters (DH1)	Total Facilities Assisted	1	10	To benefit 2600 people/ year	700.9%	To benefit 13,000 people	71.3%
		Total Persons Assisted	18225	18,225				
		Funds Leveraged	900,000	900,000				
	Housing Rehabilitation	Total Number of Units rehabbed	317	317	100 Housing Unit	300.1%	500 Housing Unit	63.4%
		Funds Leveraged	\$0	0				
EO3	Public Services-Microenterprise Assistance	Total Microenterprises Assisted	170	170	50 MicroE businesses	340%	To benefit 250 microenterprises	68%

2022 CDBG PER—Program Year 2021 Report

		Funds Leveraged	0	\$0				
SL3	Emergency Projects	The Department does not anticipate future disasters but will ensure that if a bona fide disaster occurs in the future the projects will meet the CDBG program requirements and will be reported accordingly.						
N/A	Community Capacity/Technical Assistance	TA activities	2	2	Fund 2 per year	2 (100%)	10 TA activities	2 (20%)

NOTE: As per HUD’s review dated 7/13/2021 regarding CDBG accomplishment numbers above was to be completed within the parameters of all projects that made draws within the reporting period (PR-23). note that it may be overinflated as it may include the number of accomplishments for CDBG-CV as PR-23 does not differentiate the source of funds. The annual and five- years performance indicator goals were set based on the projects awarded and future accomplishments indicated within the project application. And parameters that the State is tracking actual accomplishments are based on the projects that are completed within the program year and funded by the annual CDBG funds excluding CDBG-CV.

Describe the Use of CDBG Funds During the Program Year and Assess the Relationship of That Use to the Priorities and Specific Objectives Identified Within the Plan with Special Attention to the Highest Priority Activities That Were Identified

CDBG activities that have had a substantial impact on identified needs are the public works activities and community facility activities which were identified as high priority projects in the 2021-2025 Consolidated Plan. Out of CDBG funds awarded in 2021 73% are to benefit LMI while in total they will benefit 22,950 people living in the rural non-entitlement areas. As a part of the priority under housing rehabilitation projects, we are expecting to rehabilitate and will benefit at least 95 households. Refer to Table's I, V and VI for more details.

The indicators for CDBG needs are identified by the type and number of applications received for funding in 2021. Based upon the number of applications received public works, community facilities and housing rehabilitation are of the highest need. Oregon funded:

- 11 water and wastewater systems and public facility that are benefiting 22,862 people were funded.
- 95 housing units will be rehabilitated.
- The CDBG program leveraged \$6,650,425 in matching funds.

The state obligated its Program Year 2021 funds for activities in accordance, as much as possible, with the targets set in the *2021 Annual Action Plan for the Oregon Consolidated Plan*.

The state exceeded the annual allocation funding targets in all categories

Over the years, the state is seeing an increase in demand for the CDBG program. With the increase in demand the State went from one application round a year to two. Many of communities have shown interest in the upcoming application round which started in February with applications due the end of April. The second application round will begin in July and end September 30th.

The state's CDBG program continues to alleviate the effects of the economy by creating jobs, assisting microenterprises, improving infrastructure, providing housing rehabilitation, and constructing essential community facilities. The primary obstacle in successfully addressing the demands remain in the lack of funding. Federal and state funding are simply not enough to meet demand, even when coordinating funding for infrastructure projects with other agencies such as the US Department of Agriculture's Rural Utility Service, Oregon Department of Environmental Quality, the Environmental Protection Agency, the lottery funded Special Public Works Fund and Water/Wastewater Financing Program and others.

Variance between Targeted and Awarded Funding in 2021-2025

The Method of Distribution (MOD) identifies that OBDD-IFA intended to award funds according to the target percentages, but OBDD-IFA is not obligated to award all the funds targeted to each category, i.e. if a sufficient number of projects are not awarded in a particular category, applications in other categories may be funded. Each calendar year OBDD-IFA conducted a target review and determine if funds need to be moved from one category to another to address program needs.

At each calendar quarter the need for the program, based upon the complete applications received was reviewed against the targeted percentages. Granted that 2021 is the first year of the 2021-2025 plan period, OBDD has, so far, able to achieve annual targeted goals.

Specify the Nature of and Reasons for any Changes in Program Objectives and Indicate How the State Would Change Its Programs As A Result of Its Experiences

The 2021 Program Year had many lingering challenges due to the COVID 19. The local rural economy suffered which created a need for assistance to small business. As a result, the state see the changes in the capacity level, and the impact to the project timelines.

Evaluate the Extent To Which the Program Benefitted Low- And Moderate-Income Persons and Include the Number of Extremely Low-Income, and Moderate-Income Persons Served By Each Activity Where Information on Income By Family Size Is Required to Determine Eligibility of the Activity

For the selected benefit period (2021-2022-2023), 93.96% of the state's CDBG funds were obligated to activities benefiting low- and moderate-income persons. Of the funds obligated under the state's 2021 program, 93.6% of the projects funded are to satisfy the national objectives of benefiting low- and moderate-income persons.

The unobligated FY2020 funds were not included in the calculation for overall program benefit to low- and moderate-income persons. Refer to Table V above and Table VI below for details.

Table VI

Funding Category	Low Income	Total Benefitted Persons	LMI	Award amount	%	Leverage
Miroenterprise Assistance/Small Business	Collected				0%	\$ -
Public Works	Collected	12,709	9,633	\$ 16,056,965	83%	\$ 5,750,425
Community Facilities	Collected	10,153	6,992	\$ 1,500,000	8%	\$ 900,000
Housing Rehabilitation	Collected	95	95	\$ 1,700,000	9%	\$ -
Total	N/A	22,957	16,720	\$ 19,256,965	100%	\$ 6,650,425

Evaluate Progress toward Meeting The Goals of Providing Affordable Housing CDBG Funds, Including the Number and Types Of Households Served

During 2021 Business Oregon funded housing rehabilitation projects that are proposed to benefit at least 95 households, of which 100% will be low and moderate income.

A Summary of Any Comments Concerning the Program That Have Been Received From Citizens

The public comment period concludes on May 26, 2022 and BUSINESS OREGON received no public comment regarding the 2021 CDBG PER reports.

A Summary of Activities and Results from Technical Assistance Funding

The state's 2021 program included the use of CDBG funds for the technical assistance allowed by Section 811 of the Housing and Community Development Act of 1992. As of December 31, 2021, none of the 1% funds from the 2021 allocation had been expended. During 2021 BUSINESS OREGON obligated all the 2018 CDBG 1% and substantially obligated partial of the 2019 CDBG 1% funds for activities.

Table VII**CDBG 1% Balance as of December 31, 2021**

Fiscal Year	Obligated	Unobligated	Total
2008	141,451	0	141,451
2009	143,939	0	143,939
2010	143,839	0	143,839
2011	131,525	0	131,525
2012	120,039	0	120,039
2013	121,782	0	121,782
2014	119,140	0	119,140
2015	117,449	0	117,449
2016	120,557	0	120,557
2017	119,783	0	119,783
2018	131,623	0	131,623
2019	100,761	32,011	132,772
2020		136,239	136,239
2021		123,001	123,001
Total	1,511,888	291,251	1,803,139

Table VII summarizes the CDBG 1% Technical Assistance awards that were made in Program Year 2021 for conference/workshop sponsorship, for local government capacity building associated with CDBG projects. The information below describes all the activities that were funded and the results from that activity.

- **Fair Housing Council of Oregon.** BUSINESS OREGON entered into the contract with the Fair Housing Council of Oregon (FHCO) to promote equal access to housing by providing fair housing education, outreach, technical assistance and enforcement opportunities related to federal laws and related Oregon laws. A more detailed description of the results of this funding is described in the 2021 PER report section

entitled *“actions taken to affirmatively further fair housing, a summary of impediments, and actions taken to overcome the effects of impediments”*

- **Downtown Redevelopment and Main Street Program Feasibility Study**
- **State Administration.** Starting in FY 2004, states may expend up to \$100,000 +2% of their annual allocation on state administrative costs. In 2006, the state reserved the right to use this flexibility. All CDBG 2% funds used for state administration will be matched 1:1 with funds from the department's Special Public Works Fund. During 2021 none of the CDBG 1% funds were utilized for state administration.

Civil Rights

The state is required to provide data on all applicants and beneficiaries in projects funded from each grant allocation. Information must be reported for each project activity and must indicate the number of persons benefiting by ethnicity and racial groups as defined by U.S. Census.

- **Applicant data** – the proposed applicant data is contained in Table II above.
- **Actual data** – the actual beneficiary data from PY2021 CDBG funded projects that were administratively closed during 2021 is described and contained in Table VIII below.

Table VIII

RACE GROUP	Total from Grant	Total from Program Income	Combined Total
White not Hispanic		0	0
Hispanic	0	0	0
American Indian/Alaskan Native	0	0	0
Black not Hispanic	0	0	0
Asian and Pacific Islander	0	0	0
TOTAL	0	0	0

Ethnicity/Race data is tabulated for all administratively closed or closed projects in the non-entitlement areas of the state. Zero (0) projects awarded in 2024 were administratively closed during the reporting period. When 2021 funded projects are administratively closed, the ethnicity/race data will be reported in successive year's PERs 2021 Grant Year Activity Reports as indicated in the table above for each project and totaled for all projects funded with 2021 grant year funds.

Summary of State's Reviews of Recipient's Civil Rights Performance

The state reviews the civil rights performance of its 2021 recipients as part of its regular monitoring procedures. Due to COVID 19 restrictions internal file/desk audit was performed for all projects. A standardized monitoring checklist is used for this process.

Grant recipients monitored during the reporting period complied with the Civil Rights performance requirements for Community Development Block Grant recipients.

Summary of State and Recipient Actions to Use Minority- and Women-Owned Businesses In Carrying Out CDBG-Funded Activities

The state encourages grantees to make contracts awarded under CDBG grants available to minority- and women-owned businesses. Through the Grant Management Handbook and training given to recipients, the state describes the various ways that contracting opportunities can be made available to minority- and women-owned businesses. Some examples include dividing larger contracts into smaller portions that can be bid on by smaller firms, or directly soliciting proposals or bids from lists of certified minorities- and women-owned businesses. Business Oregon Certification Office for Business Inclusion and Diversity (COBID) provides information regarding minority and women owned business that potential contractors can access if looking for minority and women owned businesses in the area.

The current Grant Management Handbook (GMH) (2021 version) provides forms that grantees use to collect and report their efforts to the state. The u GMH continues to contain information and new requirements as published by HUD. All Grantees must meet the minimum acceptable outreach efforts/standards to minority- and women-owned businesses:

- A good faith, comprehensive and continuing endeavor;
- Supported by a statement of public policy and commitment published in the printed media of the widest local circulation.
- Supported by an office/or a key, ranking staff person with oversight responsibilities and access to the chief elected official; and
- Designed to utilize all available and appropriate public and private sector resources.

In addition to meeting the *standards* listed above, grantees are encouraged to use the **guidelines** contained in the GMH in implementing outreach programs to ensure the inclusion to the maximum extent feasible, of entities owned by minorities and women.

Equal Employment Opportunity Data for Business Oregon

Business Oregon maintains the employment data required by the Equal Employment Opportunity Commission (EEOC) on an EEO-4 form. The form is not included in this report but is available from the department.

IDISPR28 Financial Summary Report Adjustments

Adjustment to include the Technical Assistance was done to record the allocation of \$123,032 and State administrative amount.

Line 59 was almost adjusted to show the overall low- and moderate-income benefit period of 2021-2023

Additional achievements

- Business Oregon has submitted the closed out PY2011 and the PY2015 and is awaiting HUD to process the request.

[illegible]

Total available to obligate	\$	-
-----------------------------	----	---

Annual allocation for projects: \$ 11,834,073

TOTAL PY2021 Allocation	\$	12,303,168.00
Admin	\$	346,063.00
TA 1%	\$	123,032.00
Allocation available for projects:	\$	11,834,073.00

U.S. Department of Housing and Urban Development
Office of Community Planning and Development
Integrated Disbursement and Information System
State of Oregon
Performance and Evaluation Report
For Grant Year 2021
As of 01/17/2023
Grant Number B21DC410001

DATE: 01-17-23
TIME: 12:51
PAGE: 1

Part I: Financial Status

A. Sources of State CDBG Funds

1)	State Allocation	\$12,303,168.00
2)	Program Income	
3)	Program income receipted in IDIS	\$0.00
3 a)	Program income receipted from Section 108 Projects (for SI type)	\$0.00
4)	Adjustment to compute total program income	\$0.00
5)	Total program income (sum of lines 3 and 4)	\$0.00
6)	Section 108 Loan Funds	\$0.00
7)	Total State CDBG Resources (sum of lines 1,5 and 6)	\$12,303,168.00

B. State CDBG Resources by Use

8)	State Allocation	
9)	Obligated to recipients	\$12,180,167.00
10)	Adjustment to compute total obligated to recipients	\$0.00
11)	Total obligated to recipients (sum of lines 9 and 10)	\$12,180,167.00
12)	Set aside for State Administration	\$346,002.00
13)	Adjustment to compute total set aside for State Administration	\$0.00
14)	Total set aside for State Administration (sum of lines 12 and 13)	\$346,002.00
15)	Set aside for Technical Assistance	
16)	Adjustment to compute total set aside for Technical Assistance	\$123,001.00
17)	Total set aside for Technical Assistance (sum of lines 15 and 16)	
18)	State funds set aside for State Administration match	\$0.00

2021	State of Oregon Notes	
Available for project	11,834,073	(PR-57)
State Admin:	346,063	
TA 1% :	123,032	
TOTAL	12,303,168.00	(match the state allocation)

U.S. Department of Housing and Urban Development
Office of Community Planning and Development
Integrated Disbursement and Information System
State of Oregon
Performance and Evaluation Report
For Grant Year 2021
As of 01/17/2023
Grant Number B21DC410001

DATE: 01-17-23
TIME: 12:51
PAGE: 2

19)	Program Income	
20)	Returned to the state and redistributed	
20 a)	Section 108 program income expended for the Section 108 repayment	
21)	Adjustment to compute total redistributed	\$0.00
22)	Total redistributed (sum of lines 20 and 21)	\$0.00
23)	Returned to the state and not yet redistributed	\$0.00
23 a)	Section 108 program income not yet disbursed	\$0.00
24)	Adjustment to compute total not yet redistributed	\$0.00
25)	Total not yet redistributed (sum of lines 23 and 24)	\$0.00
26)	Retained by recipients	\$0.00
27)	Adjustment to compute total retained	\$0.00
28)	Total retained (sum of lines 26 and 27)	\$0.00

C. Expenditures of State CDBG Resources

29)	Drawn for State Administration	\$0.00
30)	Adjustment to amount drawn for State Administration	\$0.00
31)	Total drawn for State Administration	\$0.00
32)	Drawn for Technical Assistance	\$0.00
33)	Adjustment to amount drawn for Technical Assistance	\$0.00
34)	Total drawn for Technical Assistance	\$0.00
		-\$123,001.00
35)	Drawn for Section 108 Repayments	\$0.00
36)	Adjustment to amount drawn for Section 108 Repayments	\$0.00
37)	Total drawn for Section 108 Repayments	\$0.00
38)	Drawn for all other activities	\$189,163.00
39)	Adjustment to amount drawn for all other activities	\$0.00
40)	Total drawn for all other activities	\$189,163.00

U.S. Department of Housing and Urban Development
Office of Community Planning and Development
Integrated Disbursement and Information System
State of Oregon
Performance and Evaluation Report
For Grant Year 2021
As of 01/17/2023
Grant Number B21DC410001

DATE: 01-17-23
TIME: 12:51
PAGE: 3

D. Compliance with Public Service (PS) Cap

41)	Disbursed in IDIS for PS	\$0.00
42)	Adjustment to compute total disbursed for PS	\$0.00
43)	Total disbursed for PS (sum of lines 41 and 42)	\$0.00
44)	Amount subject to PS cap	
45)	State Allocation (line 1)	\$12,303,168.00
46)	Program Income Received (line 5)	\$0.00
47)	Adjustment to compute total subject to PS cap	\$0.00
48)	Total subject to PS cap (sum of lines 45-47)	\$12,303,168.00
49)	Percent of funds disbursed to date for PS (line 43 / line 48)	0.00%

E. Compliance with Planning and Administration (P/A) Cap

50)	Disbursed in IDIS for P/A from all fund types - Combined	\$43,603.00
51)	Adjustment to compute total disbursed for P/A	\$0.00
52)	Total disbursed for P/A (sum of lines 50 and 51)	\$43,603.00
53)	Amount subject to Combined Expenditure P/A cap	
54)	State Allocation (line 1)	\$12,303,168.00
55)	Program Income Received (line 5)	\$0.00
56)	Adjustment to compute total subject to P/A cap	\$0.00
57)	Total subject to P/A cap (sum of lines 54-56)	\$12,303,168.00
58)	Percent of funds disbursed to date for P/A (line 52 / line 57) Combined Cap	0.35%
59)	Disbursed in IDIS for P/A from Annual Grant Only	\$43,603.00
60)	Amount subject the Annual Grant P/A cap	
61)	State Allocation	\$12,303,168.00
62)	Percent of funds disbursed to date for P/A (line 59 / line 61) Annual Grant Cap	0.35%

U.S. Department of Housing and Urban Development
Office of Community Planning and Development
Integrated Disbursement and Information System
State of Oregon
Performance and Evaluation Report
For Grant Year 2021
As of 01/17/2023
Grant Number B21DC410001

DATE: 01-17-23
TIME: 12:51
PAGE: 4

Part II: Compliance with Overall Low and Moderate Income Benefit

63) Period specified for benefit: grant years 2021 – 2023

64) Final PER for compliance with the overall benefit test: [No]

	Grant Year	2021	2022	2023	Total
65) Benefit LMI persons and households (1)		145,560.00	0.00	0.00	145,560.00
66) Benefit LMI, 108 activities		0.00	0.00	0.00	0.00
67) Benefit LMI, other adjustments		11,433,513.00	9,138,979	0.00	20,572,492.00
68) Total, Benefit LMI (sum of lines 65-67)		11,579,073.00	9,138,979	0.00	20,718,052.00
69) Prevent/Eliminate Slum/Blight		0.00	0.00	0.00	0.00
70) Prevent Slum/Blight, 108 activities		0.00	0.00	0.00	0.00
71) Total, Prevent Slum/Blight (sum of lines 69 and 70)		0.00	0.00	0.00	0.00
72) Meet Urgent Community Development Needs		0.00	0.00	0.00	0.00
73) Meet Urgent Needs, 108 activities		0.00	0.00	0.00	0.00
74) Total, Meet Urgent Needs (sum of lines 72 and 73)		0.00	0.00	0.00	0.00
75) Acquisition, New Construction, Rehab/Special Areas noncountable		0.00	0.00	0.00	0.00
76) Total disbursements subject to overall LMI benefit (sum of lines 68, 71, 74, and 75)		11,579,073.00	9,138,979	0.00	20,718,052.00
77) Low and moderate income benefit (line 68 / line 76)		1.00	0.00	0.00	1.00
78) Other Disbursements		1.00	1.00	1.00	3.00
79) State Administration		0.00	0.00	0.00	0.00
80) Technical Assistance		0.00	0.00	0.00	0.00
81) Local Administration		43,603.00	0.00	0.00	43,603.00
82) Section 108 repayments		0.00	0.00	0.00	0.00



U.S. Department of Housing and Urban Development
Office of Community Planning and Development
Integrated Disbursement and Information System
PR57 - CDBG State Timely Award of Funds

DATE: 02-22-23
TIME: 18:36
PAGE: 1

State Name: Oregon Grant Number: B21DC410001 Report Date: 02-22-23
Award Date: 09-13-21 Timeliness Date: 12-13-22
Grant Amount: \$12,303,168.00 Distribution Standard: \$11,834,072.96 Total Funded: \$11,834,073.00

IDIS Activity ID	UGLG Name	Matrix Code	Activity to prevent, prepare for, and respond to Coronavirus	Funded Amount
17793	CAVE JUNCTION	03J	No	\$1,852,974.00
17795	CAVE JUNCTION	03E	No	\$1,465,000.00
17835	CHILOQUIN	03J	No	\$2,465,000.00
17797	MONMOUTH	14A	No	\$300,000.00
17799	MONMOUTH	14H	No	\$75,000.00
17785	NORTH POWDER	03J	No	\$1,926,885.00
17837	REEDSPORT	03J	No	\$551,406.00
17783	RICHLAND	03J	No	\$2,092,808.00
17839	ROSEBURG	14A	No	\$396,000.00
17840	ROSEBURG	14H	No	\$79,000.00
17842	VALE	14A	No	\$300,000.00
17843	VALE	14H	No	\$75,000.00
17782		21A	No	\$0.00
17784		21A	No	\$21,000.00
17786		21A	No	\$19,000.00
17794		21A	No	\$35,000.00
17796		21A	No	\$35,000.00
17798		21A	No	\$25,000.00
17836		21A	No	\$35,000.00
17838		21A	No	\$35,000.00
17841		21A	No	\$25,000.00
17844		21A	No	\$25,000.00

Total Funded Amount: \$11,834,073.00

2021 - Status Reconciled (PR-57)		
Distribution Standard	\$ 11,834,073	(PR-57)
State CDBG Reconciliation		
Obligated:	\$ 11,834,073	
unobligated		
Total State	\$ 11,834,073	Reconciled



State of Oregon
B-22-DC-41-0001
PART I—NARRATIVE REQUIREMENTS
December 31, 2022

State	OREGON
Reporting Period FY	2022
Grant Number	B-22-DC-41-0001
Data as of:	December 31, 2022
1. Financial Status	
A: Total Funds	
(1) Allocation	\$11,885,356
(2) Program Income	\$ 0
B: Amount Obligated to Recipients	\$9,769,279 (IDIS 1-17-23)
C: Amount Drawn Down	\$0
D: Amount for State Administration	\$ 337,707
E: Technical Assistance	\$ 118,854
F: Section 108 Loan Guarantees	N/A

2. National Objectives	
A: Period Specified for Benefit (Fiscal Year to Fiscal Year)	2021-2023
B: Amount used to:	
(1) Benefit Low/Moderate Income Persons	\$ 9,463,979
(2) Prevent/Eliminate Slums/Blight	\$0
(3) Meet Urgent Needs	\$0
(4) Acquisition/Rehab Non-countable	\$0
(5) Local Administration	\$305,300
(6) Unobligated FY2019 Funds (Not included in total)	\$ 1,659,516
(7) Unobligated Recaptured Grant Repayments (Not included in total)	\$0
Total	\$11,428,795 (see note)

NOTE:**PR28 Report total obligated to recipients –**

2022 <i>State of Oregon Notes</i>		
<i>Available for project</i>	<i>11,428,795</i>	<i>(PR-57)</i>
<i>State Admin:</i>	<i>337,707</i>	
<i>TA 1% :</i>	<i>118,854</i>	
		<i>(match the state allocation)</i>
<i>TOTAL</i>	<i>11,885,356.00</i>	

B-22-DC-41-0001
PART II—NARRATIVE REQUIREMENTS
December 31, 2022

Describe the Resources Made Available

In 2022 IFA had \$18,043,205 in available CDBG resources to award to units of general local government (UGLG). Table I below illustrates the information more clearly but a quick summary is provided below:

- 1) FY2022 annual grant (amount available for projects) \$11,428,795
- 2) FY2021 and prior year unobligated funds \$ 6,614,410 (in the process of preparing this report some projects closed out with unused award therefore it came back to the FY2021),

Describe the Investment of Available Resources

The available resources were not fully invested within PY2022. Table I illustrates that the 2022 funds obligated by December 31, 2022.

Variance between Targeted and Awarded Funding in 2022

The 2021 Method of Distribution (MOD) identifies that OBDD intended to award funds according to the target percentages, but OBDD is not obligated to award all the funds targeted to each category, i.e., if enough projects are not awarded in a particular category, applications in other categories may be funded. Each calendar quarter OBDD-IFA will conduct a quarterly target review and determine if funds need to be moved from one category to another to address program needs.

At each calendar quarter the need for the program, based upon the complete applications received, was reviewed against the targeted percentages. OBDD-IFA varied from the funding targets, in accordance with the 2022 MOD, and for the following reasons:

The state of Oregon has no control over the type and quantity of applications submitted for funding under the program. As of December 31, 2022, the State received sixteen applications totaling of \$ \$20,539,039

As of December 31, 2022, \$9,769,279 of the 2022 Program Year funds were obligated and left \$ 1,659,516 to be included in the 2023 application round which will open in February to April 2023. In total the projected obligation for the FY 2022 funds were obligated in accordance with the *2022 Method of Distribution*. We are confident that the remaining \$1,659,516 will be able to obligate it within the 15-month Timely Distribution period.

Table I

	2022 Annual Allocation and Targets		OBLIGATED	2022 Allocation awarded to project	2022 program income	2022 Recaptured Grant Repayment	2021 unobligated program funds	prior years unobligated recaptured funds	TOTAL OBLIGATED after 4th quarter application round (11/30/2020) AND ASSOCIATED PERCENTAGE	
Category	Amount	%		Amount	Amount	Amount	Amount	Amount	Amount	%
Microenterprise Assistance	\$ 360,864	2%	Obligated no later than 12/1/2022	\$ -	\$ -	\$ -	\$ -	\$ -	\$ -	0.00%
Public Works	\$ 9,562,899	53%	Obligated no later than 12/1/2022					\$ -	\$ -	0.00%
			Award Amendment							
Public/Community Facilities	\$ 3,608,641	20%	Obligated no later than 12/1/2022	\$ 8,969,279			\$3,086,406	\$ 2,628,004	\$ 14,683,689	89.62%
Housing Rehabilitation	\$ 4,510,801	25%	Obligated no later than 12/1/2022	\$ 800,000			\$ 900,000	\$ -	\$ 1,700,000	10.38%
Urgent Need			Obligated no later than 12/1/2022						\$ -	0.00%
Total	\$ 18,043,205	100%		\$ 9,769,279	\$ -	\$ -	\$ 3,986,406	\$ 2,628,004	\$ 16,383,689	100%
Total Available to Obligate in 2022 (total annual allocation + Prior year unobligated)			Note: 2022 allocation for project \$11,428,795 + prior year unobligated \$6,614,410							
Total Obligated for PY2022	\$ 16,383,689									
Unobligated	\$ 1,659,516									



Refer to the above map for the 2022 CDBG program obligations. The state of Oregon has no control over the type and quantity of applications submitted for funding under the program or their geographic location. The state did not receive direct microenterprise assistance applications but due to the government shut down due to COVID-19 the state awarded Small Business awards through the microenterprise program. Awards were made as follows:

- **Public Works** – City of Chiloquin, Reedsport, North Powder, Sumpter, Umatilla, Coquille, Willamina, Sheridan, Falls City.
- **Housing Rehabilitation** – Independence, Burns, Roseburg, Vale

The Families and Persons Assisted (including the racial and ethnic status of persons assisted)

2022 Award												
	Project #	Award Amount	Leverage	Projected Beneficiary info								
Public Works				People	LMI	White – not Hispanic	Hispanic	Black, not Hispanic	American Indian/ Alaskan native	Asian	Native Hawaiian & Pacific Islander	Two or more Races
City of Chiloquin	P22001	\$ 2,500,000	\$ 2,193,000	732	566	190	107		431	3	1	
City of Reedsport	P22002	\$ 2,351,288	\$ 25,000	4,065	2,351	3,654		54	82			275
City of North Powder	P21013	\$ 50,000										
City of Sumpter	P22005	\$ 2,500,000		243	139	237	2		3			1
City of Umatilla	P22006	\$ 2,032,414	\$ 6,054,086	7,215	3,562	3,691	3,006	226	53	9		230
City of Willamina	P22008	\$ 1,752,767	\$ 7,404,133	2,042	1,231	1,490	197	4	160	12	13	166
City of Sheridan	P22009	\$ 1,043,940		4,374	2,974	3,664		27	414	101	7	161
City of Falls City	P22010	\$ 2,050,145	\$ 3,201,855	970	568	848	53	11	52	5	1	
City of Coquille	P2207	\$ 403,135		4,015	2,270	3,242	263	27	238	43	4	198
Total Award		\$ 14,683,689	\$ 18,878,074	23,656	13,661	17,016	3,628	349	1,433	173	26	1,031
Housing Rehabilitation				People	LMI	White – not Hispanic	Hispanic	Black, not Hispanic	American Indian/ Alaskan native	Asian	Native Hawaiian & Pacific Islander	Two or more Races
City of Roseburg	H22003	\$500,000		30	30	18	4		3	1		4
City of Vale	H22004	\$400,000		20	20	11	9					
City of Independence	H22011	\$400,000		18	18	8	4	2	2	2		
City of Burns	H22012	\$400,000		20	20	10	5		3			2
Total Award		\$1,700,000	\$0	88	88	47	22	2	8	3	-	6
TOTAL AWARD		\$16,383,689	\$0	23,744	13,749	17,063	3,650	351	1,441	176	26	1,037

Activities to Address Homelessness, Chronic Homelessness and Persons with Special Needs

Funding homeless shelters, shelters for victims of domestic violence and person with special needs are one of the priorities of the Oregon CDBG program. There were no CDBG projects awarded in PY2022 or assisted with PY 2022 funds for person with special needs under Community Facilities.

Actions Taken To Affirmatively Further Fair Housing, a Summary of Impediments (AI) and Actions Taken To Overcome the Effects of Impediments

Three state agencies administer programs that serve to further fair housing for Oregon's people. As result the Analysis of Impediments to Affirmatively Furthering Fair Housing was a joint effort between the state agencies and the actions taken to overcome the impediments were also divided amongst the state agencies. For a complete description of the impediments found in the 2021 - 2025 Analysis of Impediments to Affirmatively Furthering Fair Housing, the 2021 - 2025 Fair Housing Action Plan and a summary of all the state agency actions to overcome the identified impediments, please refer to the more detailed analysis included in the 2022 Consolidated Annual Performance Evaluation Report (CAPER). This CDBG Performance Evaluation Report (PER) narrative summarizes the actions taken by Business Oregon to address/overcome specific impediments.

Business Oregon, which administers Community Development Block Grant funds for the state's non-metropolitan cities and counties, integrating within program implementation and through the contract with Fair Housing Councils of Oregon, educates its recipients about their fair housing responsibilities in several ways including:

- 1) Presentations at workshops,
- 2) Updates to the comprehensive Grant Management Handbook,
- 3) Disbursements of informational handouts, posters, brochures, and individual technical assistance, as needed or requested,
- 4) Partner with planning and land use professionals to review Post Acknowledgement Plan Amendments (PAPA) submitted to Department of Land Conservation and Development (DLCD) to identify proposals that may have discriminatory impact.
- 5) Proceeding with the 2021-2025 statewide Affirmatively Furthering Fair Housing and Fair Housing Action Plan which are made available to recipients to identify, plan for, and remove impediments to further fair housing,
- 6) Provide direct training and consultation to local jurisdiction.

The efforts of BUSINESS OREGON, identified below are addressing the following impediments identified in the 2021-2025 Analysis of Impediments to Furthering Fair Housing:

- 1-5 – Local zoning and land use regulations and/or inexact application of state laws may impede the siting and approval of group homes.

- 2-1 – Lack of enforcement of fair housing violations persist statewide.
- 2-2 – Limited housing options for persons most vulnerable to housing discrimination: non-English speakers, persons of Hispanic descent, African Americans, large families and persons with disabilities.
- 3-1 – Local housing resources statewide are limited. This is particularly true in rural communities.
- 6-1 – The state's ban on inclusionary zoning limits municipalities' ability to employ flexible tools and incentives to increase the number of affordable units built.

BUSINESS OREGON continues to fund fair housing activities through the Fair Housing Council of Oregon (FHCO)

Table III, below summarizes the impediments identified within 2021-2025 Analysis of Impediments to Affirmatively Furthering Fair Housing and Fair Housing Action Plan being addressed by BUSINESS OREGON and the actions taken by BUSINESS OREGON and through its contractor, FHCO to address the identified impediments:

During 2022 the following additional activities occurred:

- a. The state to convey fair housing information via our website, Act-on list-serve disseminates information to all interested persons and grant recipients.
- b. IFA provides outreach through technical assistance workshops/ presentations regarding Labor Standard, Limited English Proficiency Plan and Section 3 Plan along with the dissemination of the new established Section 3 new regulations.
- c. IFA requires the submission of reasonable accommodation policies when a non-profit becomes a certified sub-grantee.
- d. IFA enhanced the effort in furthering fair housing by providing assistance through FHCO training and education effort directly to the local jurisdictions.

Table III**Efforts to Remove Barriers/Impediments to Fair Housing**

TASK	DELIVERABLES	
1. Administration: Assign key personnel to project and review timeline with OBDD staff, provide oversight and project management. Quarterly and annual reporting to OBDD projectmanager.	<ul style="list-style-type: none">• List of key personnel, contact information and roles.• Project timeline and narrative for contract period.• Copies of all final products developed under contract.• Prepare and submit invoices.• Annual report of systematic trends and corrective changes in Oregon landuse activities.	
EDUCATION AND OUTREACH		
2. Conduct at least 4 mass media and other strategic outreach activities	4 events, reaching at least 4 non-entitlement communities. The location, date of the event, alongwith the call number of the radioor television station, and identification of the area covered bythe station will be reported.	<p>3/17/2022 – “Speaking Frankly: And How We Doin'?” Yamhill County public access television. Topics discussed: Two FHCO staff interviewed for “Speaking Frankly: and How We Doin'?” In this interview staff spoke about fair housing basics, fair housing trends in Yamhill County, and creating inclusive communities. https://youtu.be/zJfWICmT7sY</p> <p>4/7/22 - staff interview with Donna Quinn from KMUN Radio, "Talk of Our Towns" program. nature of FHCO work, history of housing discrimination, action steps. Continue outreach across region, work with parties who reach out as result of interview. https://kmun.org/podcast/talkofourtownsapril72022/</p> <p>7/27/22- Spanish Radio Interview with Radio Poder 98.3 FM KTUP La Voz del Pueblo en el Valle del Willamette. In this</p>

	The number of posts and news articles posted.	<p>interview FHCO staff discusses fair housing basics, services offered by FHCO, and how to spot possible housing discrimination.</p> <p>Ongoing monthly PSA Campaign with KTUP 98.3.</p> <p>Instagram:134 posts</p> <p>Facebook: 168 posts</p> <p>Twitter: 100 posts</p> <p>Newsletters: 17 sent</p>
3. Show newly updated “Anywhere But Here” display in at least four (4) non-entitlement communities.	4 display events in non- entitlement communities. The location and date of the displayevent will be reported.	<p>Forest Grove library March 22-April 5, 2022</p> <p>Pendleton Library May 9-20, 2022.</p> <p>Newburg Public Library July 11-25, 2022</p> <p>Cottage Grove Public Library September 1 – 15, 2022;</p> <p>Independence Heritage Museum September 16-30, 2022.</p>
4. Produce and distribute 4,000 information materials	The number of information materials and packets distributed.	5,709 materials distributed to non-entitlement areas
5. Complete 2022 fair housing poster contest	Date and location of poster contest, the number of entrees judged and identification of the winner and provision of a copyof the winning poster.	Poster contest theme for 2022 is “Neighborhoods are for Everyone” and outreach is happening, including a new curriculum. Contest announcement made on December 17, 2021 and information updated on website, social media posts created, and three email blasts were sent: January 10,

		<p>2022 to 200 contacts; January 19, 2022 to 180 contacts; and February 14, 2022 to 180 contacts. Announcements were posted on January 12, 2022 to Facebook, Instagram and Twitter. Poster contest reminder announcement sent February 11, 2022, reaching 4,691 subscribers; another posting was issued on March 4, 2022 as reminder of one week left to submit entries. Winner Bayalyn Stack announced March 19th. On April 4, 2022, the grand prize winners for each category were announced on Facebook, Instagram.</p>
6. Distribute 10,000 fair housing newsletters	The number of FHCO Newsletters distributed.	<p>Promise of Opportunity was sent to 4,777 subscribers on 12/15/21</p> <p>https://mailchi.mp/fhco/promise-of-opportunity-fall-4951740</p> <p>Newsletter included an announcement about the website re-design, 2022 poster contest announcement, and a sign-up link for a free lunch presentation covering fair housing basics</p> <p>Promise of Opportunity was sent to 4,629 subscribers on 03/31/22.</p> <p>https://mailchi.mp/16138de5d02d/promise-of-opportunity-fall-4951857</p> <p>Newsletter included an announcement that April is Fair Housing Month and FHCO is hosting its annual fundraising event “Neighborhoods are for Everyone” on April 21. The 24th annual Fair Housing Poster contest winner was announced, and upcoming fair housing trainings were listed.</p>

		<p>Promise of Opportunity was sent to 5,112 subscribers on June 15, 2022 https://fhco.org/summer-2022-newsletter/. Newsletter included an announcement that FHCO has created new partnerships with Oregon REALTORS® and Bridges Oregon, Inc. to reach more members of protected classes and provide them with more fair housing resources. Upcoming trainings were also featured. The Bus Tour newsletter was sent on 4/15/22, 5/12/22, and 6/8/22, reaching a combined subscriber total of 1,950.</p> <p>Promise of Opportunity was sent to 5,570 subscribers on September 30, 2022. https://mailchi.mp/fhco/promise-of-opportunity-fall-4951985?e=%5bUNIQID%5d</p> <p>Newsletter included announcements for upcoming training about source of income as a state protected class in Oregon. FHCO has also partnered with Creating Opportunities to create fair housing informational postcards. The postcards will be shared with the Creating Opportunity network of followers; the project consists of 47 total postcards featuring fair housing information.</p>
7. Continue to update FHCO website	The number of page views on the FHCO website.	<p>fhco.org was re-launched November 1st with a sitewide translation tool, updated search functionality, and simplified copy text and menus to increase accessibility for the people fair housing laws most directly serve. Online resources are being assessed and added.</p> <p>We streamlined our resource library. Now, when users search by category, like "housing provider", "renter", "social service provider", the most important materials for those people will populate the search first.</p>

		<p>We added more contact forms with buttons for easy access. The contact buttons are Contact Form for Housing Providers, Contact Form for Social Service Providers, Become a Volunteer, Book a Training, Become a Fair Housing Tester, and Reserve the 'Anywhere But Here' Exhibit. (We already had "report housing discrimination" buttons on almost every page)</p> <p>81,127 Total page views</p>
8. Maintain presence of fair housing education and outreach staff and access to enforcement staff in five priority regions outside of the Portland MSA	Location and key personnel in five priority regions.	<p>Glenda Moyer, Eastern Oregon Jeanette Small/Dario Hunter, Central Oregon Jamie Gatewood, Polk and Yamhill Counties Jamie Gatewood/Justin Nelson Southern Oregon Eliza Galaher, North Coast</p>

<p>9. Conduct trainings for ten (10) partners and key organizations including re-entry professionals, nonprofit shelters and housing providers, state agencies and community based organizations.</p> <p>At least one training will be recorded.</p>	<p>Identification of the 10 partners and key organizations that were trained, including their name, organization and the location and date of training.</p>	<p>3/7/22: Training held in Sherwood, OR/Metro PDX presented Fair Housing for CASA of Oregon. 3/22/22: Training in Baker City, OR/NE Oregon region, for housing providers of adult foster care. Agency named Step Forward Activities, Inc., and they provide housing to DD residents and assist people with disabilities in obtaining housing.</p> <p>3/22/22: Training conducted in St. Helens/North and Central Coast region to Lifempowered, Inc., which offers support services and advocacy to people with disabilities.</p> <p>7/5/22: In-person training for Tillamook Helping Hands transitional housing-Tillamook. Covered FH basics and emphasized reasonable accommodation in connection to disability and criminal/credit/rental history. Also talked about assistance animals and familial status.</p> <p>7/25/22: Zoom training for Mid-Columbia Community Action Council-The Dalles. Topics covered included Fair Housing basics, the protected class of disability, reasonable accommodations and modifications, and mediation strategies for landlord and tenant agreements. Audience included MCCAC's case managers, advocates, and rapid rehousing shelter manager.</p> <p>8/9/22: In-person training for Evolve Property Management-Woodburn. Topics covered included: FH Basics, Harassment, Disparate Impact, The Protected Class of Disability, Reasonable Accommodations, and Service Animals.</p> <p>9/13/22: Zoom training for Evolve Property Management-Woodburn. Attendees were administration and facilities employees. Training topics covered: FH Basics, Harassment, LGBTQIA, Protected Class of Disability, RA/RM, and Assistance Animals.</p> <p>9/28/22: In-person training at Housing Oregon Conference-Portland. FHCO staff presented on Fair Housing and Homelessness: Trends in Rural Oregon. Presented</p>
--	---	---

		information about discriminatory fair housing trends in rural areas of Oregon and provide information on how to advocate and counter these practices. Looked at the causes of homelessness and attempt to disentangle personal vulnerabilities from a shortage of accessible, affordable, and available housing. Placed the response by rural communities and a general failure of jurisdictions to adequately address the needs of citizens experiencing homelessness, housing insecurity, and housing cost burden in a historical Fair Housing context.
ENFORCEMENT		
10. Screen at least 200 clients from Oregon's non-entitlement jurisdictions with intakes; anticipated that 21 calls will result in fair housing allegations	<p>The number of clients screened from the non-entitlement areas of the state.</p> <p>The number of calls that resulted in fair housing allegations requiring further investigation, follow-up action or formal complaint processing.</p>	255 clients screened, 36 bona fide allegations resulting in further investigation/action from non-entitlement areas.
11. Conduct 20 matched-pair tests on rental properties in non-entitlement jurisdictions throughout state to uncover experience of rental applicants most likely to experience discrimination in the housing marketplace. Basis of protected classes to be tested may include race/color, national origin, source of income, sexual orientation, and gender identity.		<p>Twenty tests conducted on the basis of Source of Income.</p> <p>Positive: 0</p> <p>Negative: 12</p> <p>Inconclusive: 8</p>

PUBLIC POLICY ADVOCACY		
12. Conduct on-going education and outreach communications and provide technical assistance to non-entitlement area jurisdictions related to AFFH.	Log of communications which includes a summary of information provided and copies of materials or links to information/materials posted/provided and training provided to non-entitlement areas of the state.	3 total contacts, assistance given: Affirmed that needed housing density would be present in new residential subdivision Assured that greater housing opportunity would be generated in an annexation of land from Polk County Advocated for a reduction of prohibitive development standards
13. Partner with planning and land use professional to review Post Acknowledgement Plan Amendments (PAPAs) submitted to DLCD by jurisdictions to identify zoning and land use proposals with a potentially discriminatory impact.	List of partners, number of PAPAs reviewed, summary of issues identified and technical assistance offered; summary of outcomes by jurisdiction.	358 total PAPAs reviewed
14. Facilitate quarterly meetings of FHCO's AFFH advisory panel of representatives of OBDD and OHCS staff, DLCD staff, land use experts, planning experts, and other stakeholders identified	Date, list of attendees, and summary of topics discussed at quarterly meetings	December 21, 2021 Attendees: Samuel Goldberg, Al Johnson, Jean Dahlquist, Tom Cusack, Andrée Tremoulet, Ed Sullivan, Ellen Johnson, Jamie Gatewood, Jennifer Bragar, Judy Prosper, Kimie Ueoka, Kirsten Blume, Nancy Murray, Rena Schoen, Allan Lazo Summary of topics discussed: Update on FHCO activities (hiring regional enforcement staffing, Fair Housing plans in progress in Portland and Clackamas County); Update on Enforcement activities (putting enforcement ears on the ground, disparate impact identified around homeless services due to fines and criminal history in Washington County); Update on Public Policy (work directly ties into

		<p>AFFH/Systemic Investigations Committee and issues identified here); HLA Update (planning for annual conference – cohosting with University of Oregon); 4th Quarter stats (Missing data – possible cause for shift in trends toward more negative letters); PAPAs project update/Trends (Planners have indicated that they are understaffed and willing to get the negative comment letters to convince cities to get more resources, Jennifer wants push against bad actors like Sherwood, but HLA lacks capacity); Update on HB 2001/2003 implementation (large city plans advancing, including HPS work, still no organized resistance)</p> <p>March 31, 2022</p> <p>Attendees: Samuel Goldberg, Jean Dahlquist, Allan Lazo, Andree Tremoulet, Anirban Pal, Jamie Gatewood, Judy Prosper, Kimie Ueoka, Kirsten Blume, Maig Tinnin, Nancy Murray, Rena Schoen</p> <p>Summary of topics discussed: PAPAs project update/Trends; Update on FHCO activities (Almost hired up for regional enforcement staff, received new FHIP grant, letter on climate friendly areas to be AFFH tool); Update on Enforcement activities (Enforcement summit, 3 cases are being pursued, regional staff to be hired in Eastern, Central, and Mid-Willamette Valley, BOLI starting to take cases); Update on Public Policy (Right to cooling legislation from perspective of disability, letter on incorporating AFFH into local decisions, working on annual reports with data since 2014); Climate-friendly Area Advocacy (Rulemaking to locate housing in CFA, advocacy to include AFFH in rulemaking); Shelter-designation Questions (2019 transitional housing definition was expanded, L-T rights not allowed)</p>
--	--	--

		<p>June 30, 2022</p> <p>Attendees: Samuel Goldberg, Allan Lazo, Andree Tremoulet, Jennifer Bragar, Ethan Stuckmayer, Anna Braun, Mari Valencia Aguilar, Anirban Pal</p> <p>Summary of topics discussed: PAPAs project update/Trends (Missed a lot of deadlines in Q1, back to average in Q2, Trend in good (or at least less bad) Goal 10 findings continues, Overall positive response in 2001 updates, especially after DLCD guidance); DLCD Update (Of 37 large city 2001 codes, only Fairview submitted no PAPA, 5 will approve in next couple weeks, Grants Pass was remanded to PC, HPS reports in Tualatin, La Grande, and Medford will go up on website); Update on FHCO activities (Enforcement Director position closes June 30, New role on LCDC, Mid-Willamette Valley region now includes Lane, Linn, and Benton, E&O specialist to be hired there); Update on Public Policy (Reports to come); HLA Update (Planning for next conference will happen at August HLA meeting, TSM is now TBD! Hiring legal assistant, Found new alliances in places like Eugene)</p>
--	--	--

<p>15. Participate in 2023 legislative session advocacy through Oregon Housing Alliance to advocate for fair housing priorities, including:</p> <ul style="list-style-type: none"> - Increased source of income protections; - Adding immigrants and refugees as a protected class in the state of Oregon; and, - Requiring mandatory fair housing training for housing providers and leasing personnel. 	<p><i>Proposed legislative priorities for additional fair housing protections in 2023 legislative session through Housing Alliance.</i></p>	<p>Participated in following statewide rulemaking workgroups and Housing Alliance workgroup and membership meetings to inform public policy priorities developed in Task 15 above:</p> <p>Housing Alliance workgroup (Homelessness and Tenant Protections / Development and Land Use) and general membership meetings; House Bill 2003 Regional Housing Needs Analysis Statewide Stakeholder Workgroup Meetings; State Legislative Joint Task Force on Addressing Racial Disparities in Homeownership; Land Conservation and Development Commission meetings; meetings with OR Congressional Delegation Re: FH in OR & Federal Legislation; Expungement Proposal; Right to Cooling (SB 1536 passed in March 2022 legislative session); Tenant Protection Vouchers; Health Share Rent Assistance Proposal; Foreclosure Protections; AFFH & Systemic Investigations Group; PHB – Fair Housing Advocacy Committee (FHAC); Tenant Protection Vouchers;</p>
<p>16. Participate in stakeholder group to respond to SB 291, which requires housing providers to conduct individualized assessment of use of criminal history in screening criteria.</p>	<p><i>Participation in statewide stakeholder advisory group meetings</i></p>	<p>Nothing to report</p>

<p>17. Participate in Housing Alliance committees, statewide rulemaking advisory committees, and regional stakeholder groups focused on preservation and development of affordable and accessible housing.</p> <p>Participate in Housing Alliance committees, statewide rulemaking advisory committees, and regional stakeholder groups focused on preservation and development of affordable and accessible housing, especially in areas of high opportunity.</p>	<p><i>Participation in statewide stakeholder advisory group meetings and Housing Alliance workgroups</i></p>	<p>Participated in following statewide rulemaking workgroups and Housing Alliance workgroup and membership meetings to inform public policy priorities developed in Task 15 above:</p> <p><i>House Bill 2003 Regional Housing Needs Analysis Statewide Stakeholder Workgroup meetings: 10/28/21, 12/09/2021</i></p> <p><i>Housing Alliance workgroup (Homelessness and Tenant Protections / Development and Land Use) and general membership meetings: 11/02/21, 11/18/2021, 12/15/2021.</i></p> <p><i>Housing Alliance workgroup (Homelessness and Tenant Protections / Development and Land Use), equity subcommittee, and general membership meetings: 01/04/2022, 01/25/2022, 01/26/2022, 02/01/2022, 03/01/2022, 02/23/2022.</i></p> <p><i>Housing Alliance workgroup (Homelessness and Tenant Protections / Development and Land Use) and general membership meetings: 04/05/2022.</i></p> <p><i>House Bill 2003 Regional Housing Needs Analysis Statewide Stakeholder Workgroup meetings: 04/21/2022, 06/16/2022, 05/05/2022, 06/30/2022, 05/04/2022</i></p> <p><i>State Legislative Joint Task Force on Addressing Racial Disparities in Homeownership: 05/04, 05/27, 06/17, 06/16, 06/29, 06/21.</i></p> <p><i>Housing Alliance workgroup (Homelessness and Tenant</i></p>
--	--	---

		<p><i>Protections / Development and Land Use) and general membership meetings: 07/05, 08/02, 09/06, 09/28.</i></p> <p><i>House Bill 2003 Regional Housing Needs Analysis Statewide Stakeholder Workgroup meetings:07/26, 08/18, 09/26.</i></p> <p><i>State Legislative Joint Task Force on Addressing Racial Disparities in Homeownership:07/13, 07/15, 07/20, 08/01, 09/09.</i></p> <p><i>Land Conservation and Development Commission meetings: 07/11, 08/18, 08/19.</i></p>
--	--	--

Fair Housing Actions BUSINESS OREGON plans to undertake in 2022 and 2023

Support of Local Fair Housing Efforts

Business Oregon continues to work closely with all of our CDBG recipients to ensure that each of their jurisdictions recognize their responsibilities in this area and know where the resources are to answer questions and provide necessary brochures, posters and presentations.

As a part of the effort Business Oregon:

- Continue to fund efforts of Fair Housing Council of Oregon (FHCO) to provide fair housing education and training services. Continue to fund the fair housing complaint line and provide broader assistance with landlord/tenant disputes. Promote increasing language accessibility of these services.
- Included in the funding process that all CDBG grantees to comply with all federal, state and local nondiscrimination laws. Provide educational materials to ensure grantees understand fair housing obligations.
- Fund complaint intake process at FHCO as well as technical assistance for federal funding recipients.
- Fund pilot program to review Post Acknowledgement Plan Amendments STATE OF OREGON 2019 FAIR HOUSING ACTION PLAN REPORT PAGE 9 OF 23 submitted to DLCD to identify land use proposals with a potentially discriminatory impact.
- Continue to staff the Housing Choice Advisory Committee and monitor implementation of HB 2639
- Promote tools and education for housing providers to understand fair housing requirements
- Provide culturally specific fair housing education and outreach for tribal communities, Spanish speaking communities, new immigrants, and persons with limited English proficiency.

Actions Taken to Remove Barriers to Affordable Housing

In addition to the activities described above, CDBG funds are used to extend publicly owned infrastructure to new affordable low- and moderate-income housing, which assists in addressing the obstacle of funding for owner-occupied single-family housing. CDBG funds also are used by low- and moderate-income homeowners to rehabilitate the homes they occupy.

CDBG funds were used to foster affordable housing by funding supportive public infrastructure for housing projects. CDBG funds, through the housing rehab program, support maintenance of affordable housing that is owned and occupied by a low- and moderate-income homeowner.

Workforce Housing – The State of Oregon, like many other states, is facing a workforce housing crisis. Many Oregonians have decent paying jobs – teachers, nurses, fire fighters,

law enforcement, etc. but due to the high cost of housing, are housing burdened, paying well over the recommended 30% of their monthly income on housing or enduring long commutes to even find decent, safe, and somewhat affordable housing. Due to this crisis, the Governor's Regional Solutions Team, along with several other state agencies, including Oregon Housing and Community Services and Business Oregon, are collaboratively working on solutions to the housing crisis of the "missing middle." We are optimistic that while this won't eliminate the issue this will begin to address the need and be something that can be replicated in other areas of the state. While the State Community Development Block Grant funds will not be directly utilized under this Initiative, Business Oregon has another funding source such as Special Public Works Fund, Strategic Reserve Funds that is available for eligible applicants/projects to assist with the Workforce Housing issue.

Manufactured Housing – Oregon has more than 140,000 manufactured homes in parks and more than half of those (55%) were built before 1980 meaning many need repair. Many, if not most, of the manufactured homes are also owned or rented by low-to-moderate income persons. Since 2018, Business Oregon is providing a \$100,000 incentive for CDBG housing rehabilitation applications where the focus is on repairs to homes in manufactured parks. The maximum request for housing rehabilitation has been \$400,000 but considering the need, we have added the \$100,000 incentive for a maximum award of \$500,000. We anticipate at least an additional 20 manufactured homes in parks will be assisted with this incentive. In the past few years, the CDBG program made a programmatic change that would enable eligible applicants, in cooperation with a non-profit service provider, to allow substantial rehabilitation of homes especially for manufactured homes in parks. By implementing this change, we are optimistic that this will free up other funds that could be used to replace the outdated manufactured homes within a park and preserve the park for affordable housing. We will continue to work with Oregon Housing and Community Services and other stakeholders to develop the programmatic change to have the largest possible impact on continuing to preserve affordable housing of this type.

The Oregon Housing and Community Services Department (OHCS) is active in the promotion of fair housing. They operate many programs, including HOME. Owners of projects assisted by OHCS are required to develop marketing plans that include outreach activities targeted to minorities and other protected classes. The first component of the fair housing planning process is to review impediments to fair housing choice in the public and private sectors.

Other Actions Indicated in the Strategic Plan and the Action Plan and Including A Comparison of the Proposed Versus Actual Outcomes For Each Outcome Measure Submitted With the Consolidated Plan and Explain, If Applicable, Why Progress Was Not Made Toward Meeting Goals and Objectives.

2022 Outcome and Performance Goal Summary:

Table V summarizes the outcomes and performance measure requirements and the states progress towards meeting each requirement, by project type. This section of the 2022 PER conforms to the outcome and performance measure requirements identified in the 2021-2025 Consolidated Plan. Since the actual number funded is based upon the awards made during the program year, the final actual outcomes/accomplishments from each grant awarded by the state will be collected when the grant activities are complete and the grant contract between the city/ county and the state is administratively closed and will be reported in IDIS at that time. In summary it is estimated 23,744 Oregonians will benefit from the activities funded under the CDBG program in PY2022 of which 13,749 (57.9%) will be low and moderate income. An abbreviated summary of the State's achievements through the end of PY 2022 are:

- The state met or exceeded the annual goals for Public Works; SL1 Community Facilities; EO3 Microenterprise Assistance; DH1 Community Facilities; SL3 Community Facilities and Community Capacity Technical Assistance and Housing Rehabilitation.
- 9 water and wastewater systems that are benefiting 23,656 people were funded.
- 88 housing units will be rehabilitated.
- The CDBG program leveraged \$18,878,074 in matching funds.
- Two capacity building activities were conducted, and they are benefiting non-entitlement communities statewide.

Five Year Outcome and Performance Goal Summary: Table V also, summarizes the outcomes and performance measure requirements and the State's overall progress towards meeting each requirement, during the 5-year reporting period, by project type. This section conforms to the outcome and performance measure requirements identified in the 2021-2025 Consolidated Plan. As this is the second year of the 2021-2025 Consolidated Plan, the information for 2022 is what will be reported for this year.

Refer to the Table V for details.

Table V

Program Year 2021 data and accrued data from January 1, 2022, to December 31, 2022

Note: See notes at the bottom of the table.

Program Year 2022 Data				OUTCOMES [See note #1 below]				
Outcome/ Objective	Funding Category	Performance Indicators [See note #2 below]	Actual Number Funded in 2021	Total Number Funded by 12- 31-2021	Short Term Annual Goal	Actual Number Funded in 2021 and % of Annual Goal Achieved	Long Term Goal by 12-31-2021	Actual Number Funded by 12-31-21 and % of Five Year Goal Achieved
SL3	Public Works – Water/Wastewater	Number Systems Assisted	8	17	To benefit 7500 people/ year	518%	To benefit 37,500 people	238%
		Total Persons Assisted	38,874	89,295				
		Total LMI Persons Assisted	20,214	46,433				
		Funds Leveraged	\$18,878,074	\$25,528,499				
SL1/SL3/DH1	Public/Community Facilities (fire stations, libraries, senior centers, food banks, family resource centers, community centers), (SL1) Public/Community Facilities (drug and alcohol treatment, head starts, mental health, health clinics, shelters/ workshops for persons with disabilities (SL3) Public/Community Facilities (domestic violence shelters, emergency/homeless shelters (DH1)	Total Facilities Assisted	0	1	To benefit 2600 people/ year	50%	To benefit 13,000 people	78%
		Total Persons Assisted	1,290	10,101				
		Total LMI Persons Assisted		9,293				
		Funds Leveraged	0	900,000				

2022 CDBG PER—Program Year 2022 Report

	Housing Rehabilitation	Total Number of Units rehabbed	193	366	100 Housing Unit	193%	500 Housing Unit	73%
		Funds Leveraged	\$0	0				
EO3	Public Services-Microenterprise Assistance	Total Microenterprises Assisted	375	455	To benefit 50 Micro E/ year	750%	To benefit 250 microenterprises	182%
		Tota LMI Microenterprises Assisted	61	61				
		Funds Leveraged	0	\$0				
SL3	Emergency Projects	The Department does not anticipate future disasters but will ensure that if a bona fide disaster occurs in the future the projects will meet the CDBG program requirements and will be reported accordingly.						
N/A	Community Capacity/Technical Assistance	TA activities	2	4	Fund 2 per year	2 (100%)	10 TA activities	40%

NOTE: As per HUD’s review dated 7/13/2021 regarding CDBG accomplishment numbers above was to be completed within the parameters of all projects that made draws within the reporting period (PR-23). note that it may be overinflated as it may include the number of accomplishments for CDBG-CV as PR-23 does not differentiate the source of funds.

The annual and five- years performance indicator goals were set based on the projects awarded and future accomplishments indicated within the project application. And parameters that the State is tracking actual accomplishments are based on the projects that are completed within the program year and funded by the annual CDBG funds excluding CDBG-CV.

Describe the Use of CDBG Funds During the Program Year and Assess the Relationship of That Use to the Priorities and Specific Objectives Identified Within the Plan with Special Attention to the Highest Priority Activities That Were Identified

CDBG activities that have had a substantial impact on identified needs are the public works activities and community facility activities which were identified as high priority projects in the 2021-2025 Consolidated Plan. Out of CDBG funds awarded in 2022 96.57% are to benefit LMI while in total they will benefit 23,744 people living in the rural non-entitlement areas. As a part of the priority under housing rehabilitation projects, we are expecting to rehabilitate and will benefit at least 88 households. Refer to Table's I, II and VI for more details.

The indicators for CDBG needs are identified by the type and number of applications received for funding in 2022. Based upon the number of applications received public works, community facilities and housing rehabilitation are of the highest need. Oregon funded:

- 9 water and wastewater systems and public facility that are benefiting 23,656 people were funded.
- 88 housing units will be rehabilitated.
- The CDBG program leveraged \$18,878,074 in matching funds.

The state obligated its Program Year 2022 funds for activities in accordance, as much as possible, with the targets set in the *2022 Annual Action Plan for the Oregon*.

The state exceeded the annual allocation funding targets in all categories

Over the years, the state is seeing an increase in demand for the CDBG program. With the increase in demand the State went from one application round a year to two. Many of communities have shown interest in the upcoming application round which started in February with applications due the end of April. The second application round will begin in July and end September 30th.

The state's CDBG program continues to alleviate the effects of the economy by creating jobs, assisting microenterprises, improving infrastructure, providing housing rehabilitation, and constructing essential community facilities. The primary obstacle in successfully addressing the demands remain in the lack of funding. Federal and state funding are simply not enough to meet demand, even when coordinating funding for infrastructure projects with other agencies such as the US Department of Agriculture's Rural Utility Service, Oregon Department of Environmental Quality, the Environmental Protection Agency, the lottery funded Special Public Works Fund and Water/Wastewater Financing Program and others.

Variance between Targeted and Awarded Funding in 2021-2025

The Method of Distribution (MOD) identifies that OBDD-IFA intended to award funds according to the target percentages, but OBDD-IFA is not obligated to award all the funds targeted to each category, i.e. if a sufficient number of projects are not awarded in a particular category, applications in other categories may be funded. Each calendar year OBDD-IFA conducted a target review and determine if funds need to be moved from one category to another to address program needs.

At each calendar quarter the need for the program, based upon the complete applications received was reviewed against the targeted percentages. Granted that 2021 is the first year of the 2021-2025 plan period, OBDD has, so far, able to achieve annual targeted goals.

Specify the Nature of and Reasons for any Changes in Program Objectives and Indicate How the State Would Change Its Programs As A Result of Its Experiences

The 2022 Program Year had many lingering challenges due to the COVID 19. The local rural economy suffered which created a need for assistance to small business. As a result, the state sees the changes in the capacity level, and the impact to the project timelines.

Evaluate the Extent To Which the Program Benefitted Low- And Moderate-Income Persons and Include the Number of Extremely Low-Income, and Moderate-Income Persons Served By Each Activity Where Information on Income By Family Size Is Required to Determine Eligibility of the Activity

For the selected benefit period (2021-2022-2023), 98.46% of the state's CDBG funds were obligated to activities benefiting low- and moderate-income persons. Of the funds obligated under the state's 2021 program, 96.57% of the projects funded are to satisfy the national objectives of benefiting low- and moderate-income persons.

The unobligated FY2022 funds were not included in the calculation for overall program benefit to low- and moderate-income persons. Refer to Table V above and Table VI below for details.

Table VI

Funding Category	Low Income	Total Benefitted Persons	LMI	Award amount	%	Leverage
Microenterprise Assistance/Small Business	Collected				0%	
Public Works	Collected	23,656	13,661	\$ 14,683,689	90%	\$ 18,878,074
Community Facilities	Collected				0%	
Housing Rehabilitation	Collected	88	88	\$ 1,700,000	10%	
Total		23,744	13,749	\$ 16,383,689	100%	\$ 18,878,074

Evaluate Progress toward Meeting The Goals of Providing Affordable Housing CDBG Funds, Including the Number and Types Of Households Served

During 2022 Business Oregon funded housing rehabilitation projects that are proposed to benefit at least 88 households, of which 100% will be low and moderate income.

A Summary of Any Comments Concerning the Program That Have Been Received From Citizens

The public comment period concludes on **May 15, 2023** and BUSINESS OREGON received no public comment regarding the 2022 CDBG PER reports.

A Summary of Activities and Results from Technical Assistance Funding

The state's 2022 program included the use of CDBG funds for the technical assistance allowed by Section 811 of the Housing and Community Development Act of 1992. As of December 31, 2021, none of the 1% funds from the 2021 allocation had been expended. During 2021 BUSINESS OREGON obligated all the 2018 CDBG 1% and substantially obligated partial of the 2019 CDBG 1% funds for activities.

Table VII**CDBG 1% Balance as of December 31, 2022**

Fiscal Year	Obligated	Unobligated	Total
2011	131,525	0	131,525
2012	120,039	0	120,039
2013	121,782	0	121,782
2014	119,140	0	119,140
2015	117,449	0	117,449
2016	120,557	0	120,557
2017	119,783	0	119,783
2018	131,623	0	131,623
2019	132,772	0	132,772
2020	106,989	29,250	136,239
2021		123,032	123,001
2022		118,854	118,854
Total	1,650,888	271,136	1,921,993

Table VII summarizes the CDBG 1% Technical Assistance awards that were made in Program Year 2022 for conference/workshop sponsorship, for local government capacity building associated with CDBG projects. The information below describes all the activities that were funded and the results from that activity.

- **Fair Housing Council of Oregon.** BUSINESS OREGON entered into the contract with the Fair Housing Council of Oregon (FHCO) to promote equal access to housing by providing fair housing education, outreach, technical assistance and enforcement opportunities related to federal laws and related Oregon laws. A more detailed description of the results of this funding is described in the 2022 PER report section entitled *“actions taken to affirmatively further fair housing, a summary of impediments, and actions taken to overcome the effects of impediments”*
- **Downtown Redevelopment and Main Street Program Feasibility Study**

- **State Administration.** Starting in FY 2004, states may expend up to \$100,000 +2% of their annual allocation on state administrative costs. In 2006, the state reserved the right to use this flexibility. All CDBG 2% funds used for state administration will be matched 1:1 with funds from the department's Special Public Works Fund. During 2022 none of the CDBG 1% funds were utilized for state administration.

Civil Rights

The state is required to provide data on all applicants and beneficiaries in projects funded from each grant allocation. Information must be reported for each project activity and must indicate the number of persons benefiting by ethnicity and racial groups as defined by U.S. Census.

- **Applicant data** – the proposed applicant data is contained in Table II above.
- **Actual data** – the actual beneficiary data from PY2022 CDBG funded projects that were administratively closed during 2022 is described and contained in Table VIII below.

Table VIII

RACE GROUP	Total from Grant	Total from Program Income	Combined Total
White not Hispanic		0	0
Hispanic	0	0	0
American Indian/Alaskan Native	0	0	0
Black not Hispanic	0	0	0
Asian and Pacific Islander	0	0	0
TOTAL	0	0	0

Ethnicity/Race data is tabulated for all administratively closed or closed projects in the non-entitlement areas of the state. Zero (0) projects awarded in 2022 were administratively closed during the reporting period. When 2022 funded projects are administratively closed, the ethnicity/race data will be reported in successive year's PERs 2022 Grant Year Activity Reports as indicated in the table above for each project and totaled for all projects funded with 2022 grant year funds.

Summary of State's Reviews of Recipient's Civil Rights Performance

The state reviews the civil rights performance of its 2022 recipients as part of its regular monitoring procedures. Due to COVID 19 restrictions internal file/desk audit was performed for all projects. A standardized monitoring checklist is used for this process. Grant recipients monitored during the reporting period complied with the Civil Rights performance requirements for Community Development Block Grant recipients.

Summary of State and Recipient Actions to Use Minority- and Women-Owned Businesses In Carrying Out CDBG-Funded Activities

The state encourages grantees to make contracts awarded under CDBG grants available to minority- and women-owned businesses. Through the Grant Management Handbook and training given to recipients, the state describes the various ways that contracting opportunities can be made available to minority- and women-owned businesses. Some examples include dividing larger contracts into smaller portions that can be bid on by smaller firms, or directly soliciting proposals or bids from lists of certified minorities- and women-owned businesses. Business Oregon Certification Office for Business Inclusion and Diversity (COBID) provides information regarding minority and women owned business that potential contractors can access if looking for minority and women owned businesses in the area.

The current Grant Management Handbook (GMH) (2022 version) provides forms that grantees use to collect and report their efforts to the state. The GMH continues to contain information and new requirements as published by HUD. All Grantees must meet the minimum acceptable outreach efforts/standards to minority- and women-owned businesses:

- A good faith, comprehensive and continuing endeavor:
- Supported by a statement of public policy and commitment published in the printed media of the widest local circulation.
- Supported by an office/or a key, ranking staff person with oversight responsibilities and access to the chief elected official; and
- Designed to utilize all available and appropriate public and private sector resources.

In addition to meeting the *standards* listed above, grantees are encouraged to use the **guidelines** contained in the GMH in implementing outreach programs to ensure the inclusion to the maximum extent feasible, of entities owned by minorities and women.

Equal Employment Opportunity Data for Business Oregon

Business Oregon maintains the employment data required by the Equal Employment Opportunity Commission (EEOC) on an EEO-4 form. The form is not included in this report but is available from the department.

IDISPR28 Financial Summary Report Adjustments

Adjustment to include the Technical Assistance was done to record the allocation of \$ 118,854 and State administrative amount.

Line 59 was almost adjusted to show the overall low- and moderate-income benefit period of 2021-2023

U.S. Department of Housing and Urban Development
Office of Community Planning and Development
Integrated Disbursement and Information System
State of Oregon
Performance and Evaluation Report
For Grant Year 2022
As of 02/06/2023
Grant Number B22DC410001

DATE: 02-06-23
TIME: 12:44
PAGE: 1

Part I: Financial Status

A. Sources of State CDBG Funds

1)	State Allocation	\$11,885,356.00
2)	Program Income	
3)	Program income receipted in IDIS	\$0.00
3 a)	Program income receipted from Section 108 Projects (for SI type)	\$0.00
4)	Adjustment to compute total program income	\$0.00
5)	Total program income (sum of lines 3 and 4)	\$0.00
6)	Section 108 Loan Funds	\$0.00
7)	Total State CDBG Resources (sum of lines 1,5 and 6)	\$11,885,356.00

B. State CDBG Resources by Use

8)	State Allocation	
9)	Obligated to recipients	\$10,106,986.00
10)	Adjustment to compute total obligated to recipients	\$0.00
11)	Total obligated to recipients (sum of lines 9 and 10)	\$10,106,986.00
12)	Set aside for State Administration	\$337,707.00
13)	Adjustment to compute total set aside for State Administration	\$0.00
14)	Total set aside for State Administration (sum of lines 12 and 13)	\$337,707.00
15)	Set aside for Technical Assistance	
16)	Adjustment to compute total set aside for Technical Assistance	\$0.00
17)	Total set aside for Technical Assistance (sum of lines 15 and 16)	
18)	State funds set aside for State Administration match	\$118,854.00

2022 State of Oregon Notes		
Available for project	11,428,795	(PR-57)
State Admin:	337,707	
TA 1% :	118,854	
TOTAL	11,885,356.00	(match the state allocation)

U.S. Department of Housing and Urban Development
Office of Community Planning and Development
Integrated Disbursement and Information System
State of Oregon
Performance and Evaluation Report
For Grant Year 2022
As of 02/06/2023
Grant Number B22DC410001

DATE: 02-06-23
TIME: 12:44
PAGE: 2

19)	Program Income	
20)	Returned to the state and redistributed	
20 a)	Section 108 program income expended for the Section 108 repayment	
21)	Adjustment to compute total redistributed	\$0.00
22)	Total redistributed (sum of lines 20 and 21)	\$0.00
23)	Returned to the state and not yet redistributed	\$0.00
23 a)	Section 108 program income not yet disbursed	\$0.00
24)	Adjustment to compute total not yet redistributed	\$0.00
25)	Total not yet redistributed (sum of lines 23 and 24)	\$0.00
26)	Retained by recipients	\$0.00
27)	Adjustment to compute total retained	\$0.00
28)	Total retained (sum of lines 26 and 27)	\$0.00

C. Expenditures of State CDBG Resources

29)	Drawn for State Administration	\$0.00
30)	Adjustment to amount drawn for State Administration	\$0.00
31)	Total drawn for State Administration	\$0.00
32)	Drawn for Technical Assistance	\$0.00
33)	Adjustment to amount drawn for Technical Assistance	\$0.00
34)	Total drawn for Technical Assistance	\$0.00
35)	Drawn for Section 108 Repayments	\$0.00
36)	Adjustment to amount drawn for Section 108 Repayments	\$0.00
37)	Total drawn for Section 108 Repayments	\$0.00
38)	Drawn for all other activities	\$0.00
39)	Adjustment to amount drawn for all other activities	\$0.00
40)	Total drawn for all other activities	\$0.00

U.S. Department of Housing and Urban Development
Office of Community Planning and Development
Integrated Disbursement and Information System
State of Oregon
Performance and Evaluation Report
For Grant Year 2022
As of 02/06/2023
Grant Number B22DC410001

DATE: 02-06-23
TIME: 12:44
PAGE: 3

D. Compliance with Public Service (PS) Cap

41)	Disbursed in IDIS for PS	\$0.00
42)	Adjustment to compute total disbursed for PS	\$0.00
43)	Total disbursed for PS (sum of lines 41 and 42)	\$0.00
44)	Amount subject to PS cap	
45)	State Allocation (line 1)	\$11,885,356.00
46)	Program Income Received (line 5)	\$0.00
47)	Adjustment to compute total subject to PS cap	\$0.00
48)	Total subject to PS cap (sum of lines 45-47)	\$11,885,356.00
49)	Percent of funds disbursed to date for PS (line 43 / line 48)	0.00%

E. Compliance with Planning and Administration (P/A) Cap

50)	Disbursed in IDIS for P/A from all fund types - Combined	\$0.00
51)	Adjustment to compute total disbursed for P/A	\$0.00
52)	Total disbursed for P/A (sum of lines 50 and 51)	\$0.00
53)	Amount subject to Combined Expenditure P/A cap	
54)	State Allocation (line 1)	\$11,885,356.00
55)	Program Income Received (line 5)	\$0.00
56)	Adjustment to compute total subject to P/A cap	\$0.00
57)	Total subject to P/A cap (sum of lines 54-56)	\$11,885,356.00
58)	Percent of funds disbursed to date for P/A (line 52 / line 57) Combined Cap	0.00%
59)	Disbursed in IDIS for P/A from Annual Grant Only	\$0.00
60)	Amount subject the Annual Grant P/A cap	
61)	State Allocation	\$0.00
62)	Percent of funds disbursed to date for P/A (line 59 / line 61) Annual Grant Cap	0.00%

U.S. Department of Housing and Urban Development
Office of Community Planning and Development
Integrated Disbursement and Information System
State of Oregon
Performance and Evaluation Report
For Grant Year 2022
As of 01/17/2023
Grant Number B22DC410001

DATE: 01-17-23
TIME: 12:51
PAGE: 4

Part II: Compliance with Overall Low and Moderate Income Benefit

63) Period specified for benefit: grant years 2021 – 2023

64) Final PER for compliance with the overall benefit test: [No]

	Grant Year	2021	2022	2023	Total
65) Benefit LMI persons and households (1)		145,560.00	0.00	0.00	145,560.00
66) Benefit LMI, 108 activities		0.00	0.00	0.00	0.00
67) Benefit LMI, other adjustments		11,433,513.00	9,138,979	0.00	20,572,492.00
68) Total, Benefit LMI (sum of lines 65-67)		11,579,073.00	9,138,979	0.00	20,718,052.00
69) Prevent/Eliminate Slum/Blight		0.00	0.00	0.00	0.00
70) Prevent Slum/Blight, 108 activities		0.00	0.00	0.00	0.00
71) Total, Prevent Slum/Blight (sum of lines 69 and 70)		0.00	0.00	0.00	0.00
72) Meet Urgent Community Development Needs		0.00	0.00	0.00	0.00
73) Meet Urgent Needs, 108 activities		0.00	0.00	0.00	0.00
74) Total, Meet Urgent Needs (sum of lines 72 and 73)		0.00	0.00	0.00	0.00
75) Acquisition, New Construction, Rehab/Special Areas noncountable		0.00	0.00	0.00	0.00
76) Total disbursements subject to overall LMI benefit (sum of lines 68, 71, 74, and 75)		11,579,073.00	9,138,979	0.00	20,718,052.00
77) Low and moderate income benefit (line 68 / line 76)		1.00	0.00	0.00	1.00
78) Other Disbursements		1.00	1.00	1.00	3.00
79) State Administration		0.00	0.00	0.00	0.00
80) Technical Assistance		0.00	0.00	0.00	0.00
81) Local Administration		43,603.00	0.00	0.00	43,603.00
82) Section 108 repayments		0.00	0.00	0.00	0.00

U.S. Department of Housing and Urban Development
Office of Community Planning and Development
Integrated Disbursement and Information System
Grant Number B20DW410001

DATE: 01-17-23
TIME: 12:58
PAGE: 8

A. Sources of State CDBG Funds

1) State Allocation	\$26,302,175.00
2) Grant funds returned to line of credit	
3) Grant funds returned to local account	

B. State CDBG Resources by Use

4) Obligated to recipients	\$24,999,536.00
5) Set aside for State Administration	\$1,315,109.00
6) Set aside for Technical Assistance	\$60,000.00

C. Expenditures of State CDBG Resources

7) Drawn for State Administration	\$245,000.00
8) Drawn for Technical Assistance	\$1,030.00
9) Drawn for Section 108 Repayments	
10) Drawn for all other activities	\$7,776,672.00
11) Disbursed for Coronavirus-related Activities	\$8,022,702.00
12) Disbursed for Activities Not related to Coronavirus	

D. Compliance with Public Service (PS) Cap

13) Disbursed in IDIS for ALL PS	\$1,275,842.00
14) Disbursed for Coronavirus-related Public Services	\$1,275,842.00
15) Disbursed for Public Services Not related to Coronavirus	
16) Percent of funds disbursed to date for PS (line 13 / line 1)	4.85%
17) Percent Disbursed for Coronavirus-related Public Services (line 14 / line 1)	4.85%
18) Percent Disbursed for Public Services Not related to Coronavirus (line 15 / line 1)	0.00%

E. Compliance with Planning and Administration (P/A) Cap

19) Disbursed in IDIS for P/A from Grant	\$612,564.00
20) Percent of funds disbursed to date for P/A (line 19 / line 1)	2.33%

F. Overall Low and Moderate Income Benefit

21) Drawn to Benefit LMI persons and households (minus noncountable amounts, line 22)	\$7,365,225.00
22) Noncountable amounts drawn: Non-LMI Portion of LMH activities	
23) Drawn to Prevent/Eliminate Slum/Blight	
24) Drawn to Address Urgent Needs	\$43,883.00

U.S. Department of Housing and Urban Development
Office of Community Planning and Development
Integrated Disbursement and Information System

DATE: 01-17-23

TIME: 12:58

PAGE: 9

25)	Total disbursements subject to overall LMI benefit (sum of lines 21, 22, 23 and 24)	\$7,409,108.00
26)	Percent Low and moderate income benefit, to date (line 21 / line 25)	99.41%



U.S. Department of Housing and Urban Development
Office of Community Planning and Development
Integrated Disbursement and Information System
PR57 - CDBG State Timely Award of Funds

DATE: 04-21-23
TIME: 13:00
PAGE: 1

State Name: Oregon
Award Date: 09-26-22
Grant Amount: \$11,885,356.00

Grant Number: B22DC410001
Timeliness Date: 12-26-23
Distribution Standard: \$11,428,795.32

Report Date: 04-21-23
Total Funded: \$9,769,279.00

IDIS Activity ID	UGLG Name	Matrix Code	Activity to prevent, prepare for, and respond to Coronavirus	Funded Amount
17886	BURNS	14A	No	\$300,000.00
17895	BURNS	14H	No	\$75,000.00
17875	COQUILLE	03J	No	\$372,835.00
17881	FALLS CITY	03J	No	\$2,025,145.00
17883	INDEPENDENCE	14A	No	\$300,000.00
17885	INDEPENDENCE	14H	No	\$75,000.00
17879	SHERIDAN	03J	No	\$1,008,940.00
17871	SUMPTER	03J	No	\$1,666,878.00
17877	WILLAMINA	03J	No	\$1,737,767.00
17873	City of Umatilla	03J	No	\$2,002,414.00
17872		21A	No	\$20,000.00
17874		21A	No	\$30,000.00
17876		21A	No	\$30,300.00
17878		21A	No	\$15,000.00
17880		21A	No	\$35,000.00
17882		21A	No	\$25,000.00
17884		21A	No	\$25,000.00
17896		21A	No	\$25,000.00
Total Funded Amount:				\$9,769,279.00

2022 - Status Reconciled (PR-57)		
Distribution Standard	\$ 11,428,795	(PR-57)
State CDBG Reconciliation		
Obligated:	\$ 9,769,279	
unobligated	\$ 1,659,516	
Total State	\$ 11,428,795	Reconciled



State of Oregon
B-20-DW-41-0001
PART I - ADDENDUM
CDBG-CV

State	OREGON
Reporting Period FY	2020
Grant Number	B-20-DW-41-0001
Data as of:	December 31, 2020
1. Financial Status	
A: Total Funds	
(1) Allocation	\$26,302,175
(2) Program Income	\$ 0
B: Amount Obligated to Recipients	\$ 1,741,955
C: Amount Drawn Down	\$ 285,000 (IDIS 4.1.21)
D: Amount for State Administration	\$ 1,315,109
E: Technical Assistance	\$ 526,044
F: Section 108 Loan Guarantees	N/A

	CDBG-CV1	CDBG-CV2	CDBG-CV3	Total
CDBG-CV Allocation from HUD	\$8,004,314	\$10,749,023	\$7,548,838.00	\$26,302,175
Admin - 5%	\$400,216	\$537,451	\$377,441.90	\$1,315,109
TA - 2%	\$160,086	\$214,980	\$150,976.76	\$526,044
State Administration + TA 7%	\$560,302	\$752,432	\$528,419	\$1,841,152
CDBG-CV Allocation Available for Projects	\$7,444,012	\$9,996,591	\$7,020,419	\$24,461,023
Emergency Rental Assistance	\$2,233,203.61	\$2,998,977	\$2,106,126	\$7,338,306.83
Special ED/CF& Public Service (PPE)	\$2,233,203.61	\$2,998,977	\$2,106,126	\$7,338,306.83
Small Business/ MicroEnterprise assistance	\$2,977,604.81	\$3,998,637	\$2,808,168	\$9,784,409.10

Variance between Targeted and Awarded Funding in 2019

The June 2020 the 2019 AAP was amended to include CDBG CARES Act funding the state received to prepare, prevent, and respond to the COVID-19 pandemic.

The CARES act funding was released in three different tranches; CV1, CV2, and CV3 as identified above. The state's objective for these funds was to provide rental assistance, public services, and assist small business and microenterprises. Due to the nature of the funds and the very specific uses the state was not able to begin spending the funds until late fall 2020.

	CDBG CV Target		OBLIGATED	Awarded to project in 2022	Awarded to project in 2021	Awarded to project in 2020	Unobligated	TOTAL OBLIGATED (12/30/2022) AND ASSOCIATED PERCENTAGE	
Category	Amount	%		Amount	Amount	Amount	Amount	Amount	%
Emergency Rental Assistance	\$ 7,338,307	30%	Obligated no later than 12/30/2021	\$ 1,435,000	\$ 1,350,000		\$ 4,553,307	\$ 2,785,000	11.94%
COVID 19- Impact Assistance	\$7,338,307	30%	Obligated no later than 12/30/2021	\$ 4,440,406	\$ 10,124,775	\$ 51,693	\$ (7,278,567)	\$14,616,874	62.66%
			Award Amendment						
Small Business/ MicroEnterprise assistance	\$9,784,409	40%	Obligated no later than 12/30/2021	\$ 3,300,000	\$ 1,500,000	\$1,125,575	\$ 3,858,834	\$5,925,575	25.40%
Total	\$ 24,461,023	100%		\$9,175,406	\$ 12,974,775	\$1,177,268	\$ 1,133,574	\$23,327,449	100%
Total Available to Obligate in 2021	\$ 24,461,023								
Total Obligated in as of end of 2022	\$ 23,327,449								
Unobligated	\$ 1,133,574								

	Applicant	E = entitlement	Awarded	Project status	CDBG CV	Purpose	Natl Obj
PS2003	Astoria		11/21/2020	AC	\$ 48,401	Health Care equipment	UN
PS2004	Florence	\$51,693	7/24/2020	AC	\$ 3,292	Workforce training	UN
SB2001	City of Sweet Home (Linn County)		6/17/2020	AC	\$ 150,000	Small Business/ MicroEnterprise assistance	LMI-Job
SB2002 (19, CV)	City of La Grande (Union County)		6/18/2020	AC	\$ 95,000	Small Business/ MicroEnterprise assistance	LMI-Job
SB2003 (19, CV)	Baker County		6/18/2020	AC	\$ 2,931	Small Business/ MicroEnterprise assistance	LMI-Job
SB2004 (19, CV)	Wallowa County		6/22/2020	AC	\$ 61,510	Small Business/ MicroEnterprise assistance	LMI-Job
SB2005	Dallas		6/24/2020	AC	\$ 41,856	Small Business/ MicroEnterprise assistance	LMI-Job
SB2006	Benton County	E	6/25/2020	AC	\$ 150,000	Small Business/ MicroEnterprise assistance	LMI-Job
SB2007 (19, CV)	Madras		7/6/2020	AC	\$ 45,825	Small Business/ MicroEnterprise assistance	LMI-Job
SB2008	Talent		7/15/2020	AC	\$ 75,453	Small Business/ MicroEnterprise assistance	LMI-Job
SB2009 (19, CV)	Rogue River		7/21/2020	AC	\$ 8,000	Small Business/ MicroEnterprise assistance	LMI-Job
SB2011	Coos Co.		8/12/2020	AC	\$ 150,000	Small Business/ MicroEnterprise assistance	LMI-Job
SB2012	Creswell		8/24/2020	AC	\$ 145,000	Small Business/ MicroEnterprise assistance	LMI-Job
SB2013	Lincoln Co.		9/2/2020	Terminated		Small Business/ MicroEnterprise assistance	LMI-Job
SB2014	Ontario	\$ 1,125,575	9/24/2020	AC	\$ 50,000	Small Business/ MicroEnterprise assistance	LMI-Job
SB2002	Roseburg		8/12/2020	AC	\$ 150,000	Small Business/ MicroEnterprise assistance	LMI-Job
RA2101	Woodburn	E	1/21/2021	AC	\$ 450,000	Rental Assistance	LMI
HA2102	Madras		10/8/2021		\$ 500,000	Rental Assistance	LMI
HRA2101	The Dalles	\$ 1,350,000	8/2/2021	AC	\$ 400,000	Rental Assistance	LMI

2022 CDBG Program Year 2019 Report

IA2105	City of Haines		1/0/1900		\$ 1,341,888	Water Line Improvements	LMI
IA2106	Benton County	E	1/0/1900	AC	\$ 250,000	Food Bank	LMI
IA2108	Madras		1/0/1900		\$ 2,343,825	Water Line Improvements	LMI
IA2201	Sumpter		2/22/2022		\$ 440,036	Water Supply improvements	LMI
IAV2101	Madras		7/20/2021		\$ 2,085,268	Homeless Shelter	LMI
IAV2102	Polk County - Food Bank		1/0/1900		\$ 431,000	Food Bank	LMI
IAV2103	Woodburn	E	7/19/2021		\$ 750,000	Food Bank	LMI
IAV2104	Benton County	E	8/24/2021	AC	\$ 229,674	Child Care Assistance	LMI
P21004	Klamath County		11/30/2021		\$ 2,242,568	Water Line Improvements	LMI
PS2101	Polk County		1/0/1900	AC	\$ 10,516	Child Care Assistance	LMI
SB2102	Roseburg		11/5/2021		\$ 500,000	Small Business/ MicroEnterprise assistance	LMI-Job
SB2103	Coos County		11/5/2021		\$ 500,000	Small Business/ MicroEnterprise assistance	LMI-Job
SBV2101	Pendleton	\$ 1,500,000	6/24/2021		\$ 500,000	Small Business/ MicroEnterprise assistance	LMI-Job
HR2201	Silverton	E	2/15/2022		\$ 450,000	Housing Rehabilitation	LMI
HR2202	North Bend		6/7/2022		\$ 500,000	Rental Assistance	LMI
HR2203	Benton County	\$ 1,435,000	8/11/2022		\$ 485,000	Housing Assistance	LMI
IA2202	Veneta		2/15/2022		\$ 79,750	Food Bank	LMI
IA2203	Elgin		3/18/2022	AC	\$ 152,150	Water Supply improvements	LMI
IA2204	Talent Food bank		6/14/2022		\$ 250,000	Food Bank	LMI
IA2205	Hood River - Meals on Wheels		6/14/2022		\$ 1,060,506	Food Bank	LMI
IA2206	Umatilla - Food Bank		6/3/2022		\$ 250,000	Food Bank	LMI
IA2207	Vernonia - Food Bank		6/24/2022		\$ 125,000	Food Bank	LMI
IA2208	Burns		6/29/2022		\$ 773,000	Water Line Improvements	LMI
IA2209	Coos County		8/9/2022		\$ 500,000	Child Care Assistance	LMI
IA2210	Willamina		10/3/2022		\$ 750,000	Water Line Improvements	LMI
IA2211	Clackamas Co		11/2/2022		\$ 250,000	Child Care Assistance	LMI
IA2212	Curry County	\$ 4,440,406	11/23/2022		\$ 250,000	Food Bank	LMI

2022 CDBG Program Year 2019 Report

SB2201	Curry County		8/1/2022		\$ 300,000	Small Business/ MicroEnterprise assistance	LMI-Job
SB2202	Statewide SBMA - set aside	\$ 3,300,000	8/9/2022		\$ 3,000,000	Small Business/ MicroEnterprise assistance	LMI-Job