

Indigent Disposition Program 2025 Year in Review

Historical Background of the IDP Fund:

The purpose of the Indigent Disposition Program (IDP) is to provide licensed Oregon funeral establishments with reimbursement for costs incurred while providing services for the disposition of unclaimed indigent decedents. The Indigent Disposition Program has been in existence since the Oregon State Legislature originally assigned administrative responsibility for reimbursement to the Public Health Division of the Oregon Health Authority in 1993. Prior to that legislation, each county was responsible for covering all indigent disposition expenses. In 2015, the Oregon State Legislature revised certain elements of the program, transferred management to the Oregon Mortuary & Cemetery Board (OMCB) and amended the required process that a funeral establishment must complete prior to performing final disposition of an indigent decedent. These changes went into effect on January 1, 2016.

Not every state has established a program like Oregon's Indigent Disposition Program. In the states surrounding Oregon, payment for the care of unclaimed decedents falls to the county – which may or may not have sufficient funds – and may or may not have requirements regarding the decedent's residency in the county. Overall, fewer than half of all state governments have established funds similar to this one.

The Indigent Disposition Program's maximum reimbursement rate is set annually by OMCB's Board – the current rate is \$550 per approved claim. This rate is posted on OMCB's website and notification of any rate changes is publicized.

In accordance with OAR 830-040-0090(1), only a licensed funeral establishment (including an immediate disposition company or persons acting as funeral service practitioners) may apply for indigent disposition reimbursement.

How the IDP Fund was Funded Prior to HB 2120:

Prior to the implementation of HB 2120 during the 2021 Legislative Session, the IDP Fund received its revenue from the death filing fee as follows:

(1) The State Mortuary and Cemetery Board shall impose and collect a filing fee of \$20 for each report of death and shall deposit the total amount of the fee collected to the credit of the State Mortuary and Cemetery Board Account established under ORS 692.375. Of the fee, at least \$6 must be used by the board to carry out the purposes of ORS 97.170 (5). The board shall use the remainder of the fee in the same manner as other funds credited to the account under ORS 692.375.

Indigent Disposition Program 2025 Year in Review

(2) The board shall adopt rules regarding the use of the fee described in subsection (1) of this section and shall consider historical data related to expenditures made for the purposes of carrying out ORS 97.170 (5) and 692.375. Expenditures relating to the administration of the fee may not exceed five percent of the moneys collected.

Therefore, OMCB previously received \$20 (death filing fee) for each death and allocated the amount as follows:

- \$6 was paid to the IDP Fund, and
- \$14 was paid to OMCB's agency budget account – this is the primary source of our agency's revenue.

How the IDP Fund is Currently Funded with the Implementation of HB 2120:

With the implementation of HB 2120 that became effective on January 1, 2022 – now included in **ORS 692.415** – the \$30 death filing fee is allocated as follows:

- \$16 to be used to carry out the management/administration of the IDP Fund, and
- \$14 is to be used for OMCB's agency budget account – still the primary source of our agency's revenue.

Current Reimbursement Rate:

The current IDP reimbursement rate is \$550 per claim as of July 2023.

It is recommended that the IDP reimbursement rate remains at \$550 for the upcoming year (July 1, 2025 to June 30, 2026).

Indigent Disposition Program 2025 Year in Review

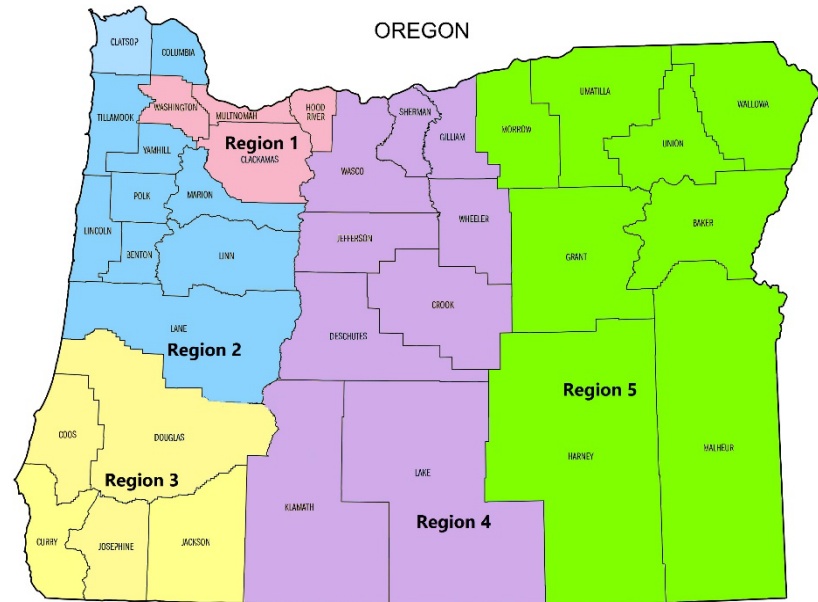
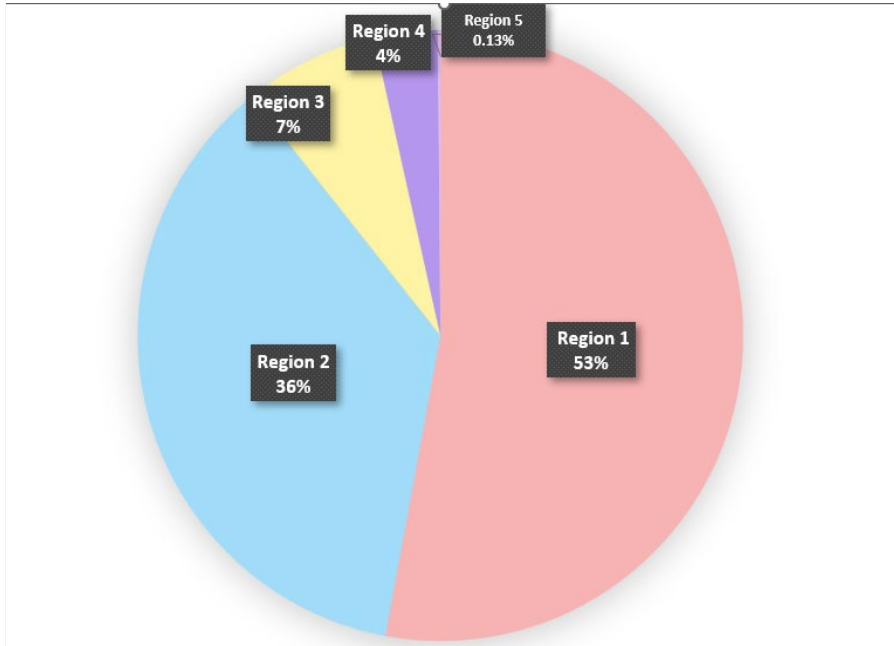
IDP Claims by Region	IDP Claims Received in 2024	% of Total IDP Claims in 2024	IDP Claims Received in 2025	% of Total IDP Claims in 2025	Total IDP Claims Received for Both Years (2024 & 2025)	% of Total IDP Claims Received for Both Years (2024 & 2025)	Regional Population for 2024*	Region % of Total Population	Deaths by Region (2024)+	IDP Claims as % of Total Deaths (2024)
Region 1: Portland Metro (Clackamas, Hood River, Multnomah and Washington Counties)	325	51.92%	390	52.92%	715	52.46%	1,836,790	42.99%	15,037	2.35%
Region 2: Willamette Valley, North and Mid-Coast (Benton, Clatsop, Columbia, Lane, Lincoln, Linn, Marion, Polk, Tillamook & Yamhill Counties)	226	36.10%	268	36.36%	494	36.24%	1,341,653	31.40%	13,902	1.66%
Region 3: Southern Oregon and South Coast (Coos, Curry, Douglas, Jackson & Josephine Counties)	68	10.86%	53	7.19%	121	8.88%	508,962	11.91%	7,397	0.87%
Region 4: Central Oregon (Crook, Deschutes, Gilliam, Jefferson, Klamath, Lake, Sherman, Wasco & Wheeler Counties)	4	0.64%	25	3.39%	29	2.13%	374,975	8.78%	3,938	0.25%
Region 5: Eastern Oregon (Baker, Grant, Harney, Malheur, Morrow, Umatilla, Union & Wallowa Counties)	3	0.48%	1	0.14%	4	0.29%	189,991	4.45%	1,979	0.15%
Grand Total	626	100%	737	100%	1,363	100%	4,272,371	100%	42,253	1.56%

*Most recent data/year estimates from US Census

+Most recent data/year estimates from Oregon Health Authority

Indigent Disposition Program 2025 Year in Review

Total Claims Received in 2025 by Region



IDP Claims Received/Paid Per Year (2021-2025)

IDP Claims Received Per Year		IDP Claims Paid Per Year		% of IDP Claims Paid Per Year
2021	464	2021	371	79.96%
2022	594	2022	518	87.21%
2023	713	2023	533	74.75%
2024	626	2024	568	90.73%
2025	737	2025	578	78.43%
Average Per Year	627	Average Per Year	514	81.98%

Indigent Disposition Program 2025 Year in Review

IDP Claims Reimbursed (2024-2025)

Claims Payments	
Balance of IDP Fund in 2025	\$1,131,783.00
Total Amount Reimbursed from Fund for 2025 Claims	\$314,220.00
Average Amount Requested	\$1,124.22

IDP Claim Status (2024-2025)

Current IDP Claim Status	Total IDP Claims Received in 2025	% of Total IDP Claims in 2025	Total Claims Received in 2024	% of Total IDP Claims in 2024
Paid	578	78.43%	568	90.73%
Pending Approval	126	17.10%	35	5.59%
Withdrawn	10	1.36%	3	0.48%
Denied	23	3.12%	20	3.19%
Grand Total	737	100%	626	100%

Veteran Status for Paid IDP Claims (2024-2025)

Veteran Status for Paid Claims	IDP Claims Paid in 2025	% of Total Claims Paid in 2025	IDP Claims Paid in 2024	% of Total Claims Paid in 2024	Total Population in 2023*	% of Total Population in 2023
Not a Veteran	444	76.82%	414	72.89%	3,272,386	77.30%
Veteran	81	14.01%	98	17.25%	579,970	13.70%
Unknown Status Due to Incomplete Application	53	9.17%	56	9.86%	381,002	9.00%
Grand Total	578	100%	568	100%	4,233,358	100%

*Data from US Census

Indigent Disposition Program 2025 Year in Review

Decedent Race for Paid IDP Claims in 2025

Race*	IDP Claims Paid in 2025	% of Total Claims Paid in 2025
American Indian or Alaska Native	10	1.73%
Asian	4	0.69%
Black	19	3.29%
Latinx or Hispanic	18	3.11%
White	424	73.36%
Unknown+	103	17.82%
Grand Total	578	100%

*Data from OVERS

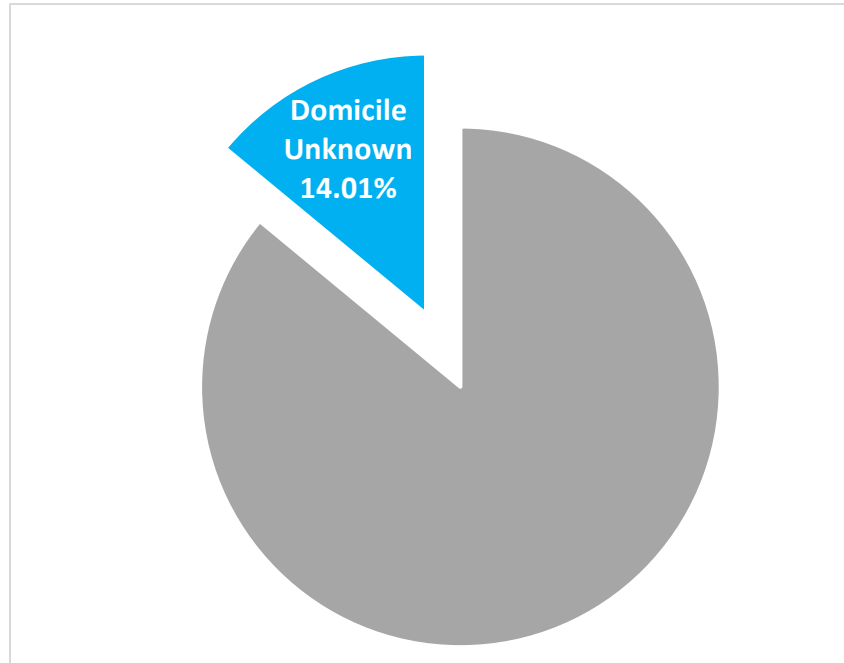
+Not all races are reported on death certificates.

Decedent Gender Identification for Paid IDP Claims in 2025

Gender	IDP Claims Paid in 2025	% of Total Claims Paid in 2025
Female	155	26.82%
Male	423	73.18%
Non-Binary	-	-
Grand Total	578	100%

Indigent Disposition Program 2025 Year in Review

Decedent Domicile Unknown Status for Paid IDP Claims in 2025



Indigent Disposition Program 2025 Year in Review

How Funeral Homes Acquired Indigent Cases for Paid IDP Claims in 2025

How Funeral Homes Acquired Indigent Cases for Paid IDP Claims in 2025		
Adult Foster Home	17	2.94%
Hospice	95	16.44%
Hospital	159	27.51%
Medical Examiner	170	29.41%
Nursing Facility	60	10.38%
Other	17	2.94%
Police Call	60	10.38%
Grand Total	578	100%

IDP Claims Complete/Incomplete Upon Submission (2024-2025)

	IDP Claims Received in 2024		IDP Claims Received in 2025	
IDP Claims Complete Upon Submission	440	70.29%	405	54.95%
IDP Claims Incomplete Upon Submission	186	29.71%	332	45.05%
Grand Total	626	100%	737	100%

Indigent Disposition Program 2025 Year in Review

IDP Claim Internal Processing Time* (2021-2025)

Average Internal Processing Time (including weekends and observed holidays)	
2021	72 days
2022	36 days
2023	38 days
2024	38 days
2025	45 days

**Internal processing time* begins on the day a completed application is received by our office and concludes on the day when the reimbursement warrant is issued (or the day an application is withdrawn or denied). This does not include the time our staff is waiting for a pending application to be completed by a claimant.